

**TYRONE CROWDER**  
Offensive Guard  
1st Team All-ACC

**GREG HUEGEL**  
Placekicker  
2nd Team All-ACC

# CLEMSON

CLEMSONTIGERS.COM

@ClemsonFB

**CHRISTIAN WILKINS**  
Defensive Lineman  
1st Team All-American

NATIONAL CHAMPIONSHIP

CLEMSON UNIVERSITY  
2017

**VAN SMITH**  
Safety  
3rd Team All-ACC

**DABO SWINNEY**  
Head Coach  
4-Time National COTY

**MITCH HYATT**  
Offensive Tackle  
1st Team All-ACC

**DEXTER LAWRENCE**  
Defensive Tackle  
2nd Team All-ACC





# 2016

## A SEASON TO REMEMBER

- 🐾 National Champions for the second time in school history, first time since 1981.
- 🐾 Tigers finished with a 14-1 record after defeating previously undefeated and #1 ranked Alabama, 35-31, in the College Football Playoff Championship game. Clemson's 14 wins tied the FBS record for victories in a season.
- 🐾 Alabama was defending National Champion and had won 26 games in a row.
- 🐾 Clemson achieved the National Championship while playing the nation's most difficult schedule according to the NCAA, just the sixth school to do it in 40 years. Clemson beat six teams that finished in the AP Top 25.
- 🐾 Clemson defeated 11 FBS schools who finished the season with a winning record, including five who won at least 10 games and six who finished in the top 25 of the AP poll.
- 🐾 Clemson defeated the No. 3 Louisville, No. 2 Ohio State and No. 1 Alabama (rankings at time of the game) for the first in school history in the same year.
- 🐾 Clemson finished 3-0 vs. the SEC, the first time Clemson has beaten three SEC teams in the same year.
- 🐾 The No. 1 final ranking was the 24th consecutive AP poll Clemson has been ranked in the top five, the longest active streak in the nation. Alabama is second with 22 in a row.
- 🐾 Clemson defeated Auburn, Florida State, Ohio State and Alabama, the programs that had won each of the last seven national championships.
- 🐾 Team won the ACC Championship for the second consecutive year, the first time in 28 years the Tigers have won back-to-back league titles.
- 🐾 Clemson joined Alabama as the only schools to advance to the College Football Playoff in consecutive years.
- 🐾 Seven different players were named first, second or third team All-American, most in school history.
- 🐾 The Tigers were 7-1 in games decided by seven points or less, and were 8-0 in games away from home. Team won at Auburn for first time since 1950, at Georgia Tech for first time since 2003 and at Florida State for second time since 1989.



# 2017 TIGER FOOTBALL



## GENERAL INFORMATION

Table of Contents	1
2016 National Championship Season	2-5
Clemson's Football Heritage	6-8
2017 Outlook	9-11
2017 Preseason Depth Chart	11
2017 ACC & Bowl Schedule	12
Media Information	13
PAW Journey	14

## FOOTBALL & ADMINISTRATIVE STAFF

Dabo Swinney (Head Coach)	16-20
Woody McCorvey (Associate AD)	21
Danny Pearman (Assistant Head Coach)	22
Tony Elliott (Co-Offensive Coordinator)	23
Jeff Scott (Co-Offensive Coordinator)	24
Brent Venables (Defensive Coordinator)	25
Todd Bates (Assistant Coach)	26
Robbie Caldwell (Assistant Coach)	27
Mickey Conn (Assistant Coach)	28
Mike Reed (Assistant Coach)	29
Brandon Streeter (Recruiting Coordinator)	30
Football Support Staff	31-34
Don Munson (Director of Broadcasting)	34
James P. Clements (President)	35
Dan Radakovich (Director of Athletics)	36

## THIS IS CLEMSON FOOTBALL

Allen N. Reeves Football Complex	38,39
Strength & Conditioning	40,41
Memorial Stadium	42,43
Running Down the Hill	44,45
2016 NFL Tigers	46
Former NFL Tiger Greats	47
Super Bowl Champions	48
Pro Bowl Players	49
All-Americans	50,51
First-Round Draft Picks	52
Offensive Lineman Tradition	53
Receiver Tradition	54
Quarterback Tradition	55
Running Back Tradition	56
Defensive Lineman Tradition	57
Linebacker Tradition	58

Defensive Back Tradition	59
Top-25 Wins	60,61
Bowl History	62,63
1981 National Championship Season	64,65
Conference Championships	66
Academic Advising	67
2016 Lettermen & Game-By-Game Starters	68

## MEET THE TIGERS

2017 Numerical Roster	70,71
2017 Alphabetical Roster	72,73
Veteran Bios	74-91
Rookie Bios	92,93
Reserves	94
2016 Seniors & Pro Signees	95
2016 ACC Football Review	96

## 2016 REVIEW

Notes	97-99
Overall Team Stats & Individual Stats	100,101
Team Stats	102
Superlatives	103
Individual Offensive & Special Teams Stats	104
Individual Defensive Stats	105
Clemson Offensive Drive Charts & Long Plays	106
Opponent Offensive Drive Charts & Long Plays	107
Game Recaps & Stats	108-114
Participation	115
Weekly Polls	116,117
Honors & Awards	118

## 2017 OPPONENTS

Game Results	119-121
Opponent Information	122,123
Against All Competition & FBS Conferences	124

## HISTORY & RECORDS

Individual Records	126-128
Records By Class	129
Offensive Team Records	130,131
Defensive Team Records	131
Single-Game Team Bests	132-135
Offensive Team Season Bests	136
Defensive Team Season Bests; Overtime Games	137

Long Plays	138,139
Single-Game Individual Bests	140-142
Yearly Leaders	143-145
Individual Season Bests	146,147
Career Leaders	148-150
Snap Records	151
Individual Defensive Records; Longest Offensive Drives	152
Yearly Defensive Leaders	153
Individual Season & Career Defensive Bests	154
Top-25 NCAA Stat Rankings	155-157
Streak Records	158
Returns For Touchdowns	159
Signees By State	160
Clemson Hall of Fame Members	161
Clemson Ring of Honor Members	162,163
Weekly Polls	164,165
Senior Class Records	166
Game-By-Game Results vs. Ranked Opponents	166,167
Head Coaching Records	167
Former Head Coaches	168-171
Assistant Coaches	172
Lettermen	173-179
Award Winners	180-183
All-America Tiger Stats	184-187
All-ACC Selections	188
Pro Players (All Outdoor Leagues)	189-191
NFL Draft Picks	192,193
NFL Alumni Games & Seasons	194
NFL Alumni Honors	195
Year-By-Year Attendance	195
Year-By-Year Team Records	196,197
Fourth Quarter Wins	197
Yearly Clemson Stats	198
Yearly Opponent Stats	199
All-Time Results	200-208



## MEDIA GUIDE CREDITS

The 2017 Clemson Football Media Guide was written and edited by director of football communications **Tim Bourret**. Layout, design and editorial assistance was executed by **Brian Hennessy**, **Jeff Kallin** and **Libby Kehin**. Special assistance provided by **Philip Sikes**.

The following people also contributed editorial assistance: **Sam Blackburn**, **Brent Breedin** and **Claire Fischer**.

Special thanks to the late **Bob Bradley**, whose 45 years of research and dedication to Clemson made production of this media guide easier for future generations. Also, thanks to the late **Dr. Harold Vigodsky** for his contributions.

## PHOTO CREDITS

**Carl Ackerman**, **Trent Allen**, **Scott Blackwell**, **Rex Brown**, **Eddie Cliffe**, **Mark Crammer**, **Tommy Crumpton**, **Isabelle Davis**, **Jim Graham**, **Zach Hanby**, **Brian Hennessy**, **Chase Hunter**, **Annamarie Jacques**, **Jessica Johnson**, **Ashley Jones**, **Charlie Jordan**, **Laura Legg**, **Dave Lewis**, **Ben Liebenberg**, **Craig Mahaffey**, **David McInnis**, **Dr. Mark McInnis**, **Kim Montuoro**, **Bradley Moore**, **Jim Moriarty**, **David Platt**, **Roy Philpott**, **Justin Pondexter**, **Dawson Powers**, **Randy Rampey**, **Allen Randall**, **Glenn Spake**, **Ned Taylor**, **Vern Verna**, **Bob Waldrop**, **Patrick Wright**, **NFL**. Also, special thanks to the late **Earle "Pepper" Martin**, who donated thousands of photos in all sports to the athletic department over the years.

## COVER DESIGN

Thanks to **John Schaffhauser** of Canton, Miss., for his design of the four covers. Photos used for the cover designs courtesy of **Carl Ackerman**, **Scott Blackwell**, **Mark Crammer**, **Isabelle Davis**, **David McInnis**, **Dr. Mark McInnis**, **Kim Montuoro**, **Bradley Moore**, **David Platt**, **Justin Pondexter**, **Dawson Powers**, **Allen Randall** and **Ned Taylor**. Special thanks to the media relations departments of the NFL teams who supplied photos.

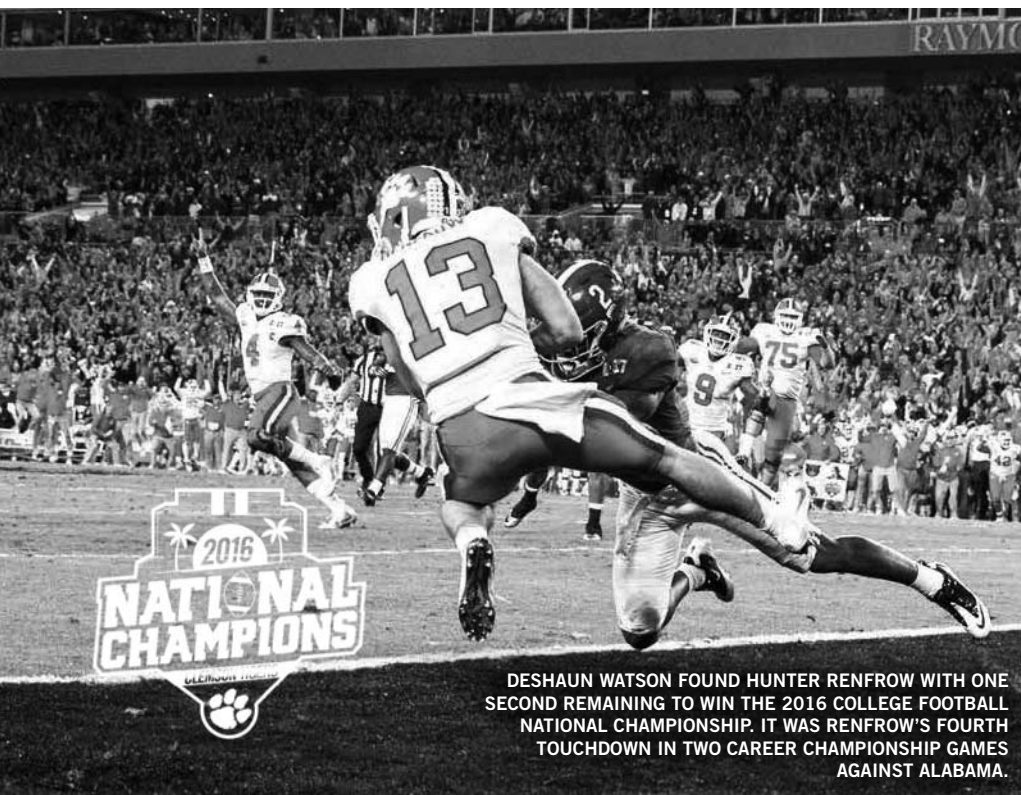
## PRINTING

Marting Printing Co. (Easley, S.C.)

## EXTRA COPIES

Available for \$15 each at the Clemson athletic ticket office or via mail. Along with your return mailing address, send a check made out to the Clemson athletic communications office for \$15 and mail to P.O. Box 31, Clemson, S.C. 29633.

# 2016 NATIONAL CHAMPIONSHIP SEASON



DESHAUN WATSON FOUND HUNTER RENFROW WITH ONE SECOND REMAINING TO WIN THE 2016 COLLEGE FOOTBALL NATIONAL CHAMPIONSHIP. IT WAS RENFROW'S FOURTH TOUCHDOWN IN TWO CAREER CHAMPIONSHIP GAMES AGAINST ALABAMA.



## TEAM OVERALL NOTES

- National Champions for the second time in school history, first time since 1981.
- Tigers finished with a 14-1 record after defeating previously undefeated and #1 ranked Alabama, 35-31, in the College Football Playoff Championship. Alabama was on a 26-game winning streak entering the game. Clemson's 14 wins tied the FBS record for victories in a season.
- Clemson achieved the National Championship while playing the nation's most difficult schedule according to the NCAA. Tigers defeated teams ranked third (Louisville), second (Ohio State) and first (Alabama) during the season. It is sixth time in last 40 years National Champ played toughest schedule.
- Clemson defeated 11 FBS schools who finished the season with a winning record, including five who won at least 10 games and six who finished in the top 25 of the AP poll. Those schools were #2 Alabama, #6 Ohio State, #8 Florida State, #16 Virginia Tech, #21 Louisville and #24 Auburn. The six wins over teams that finished in the AP top 25 are the most in school history.
- For the sixth straight year Clemson finished at least the same in its final poll as its preseason ranking by Associated Press poll. Clemson was No. 2 in the preseason AP and Amway Coaches polls, then finished first. Dabo Swinney is the first coach in history with a six-year streak in that area. John Cooper of Ohio State and Bill Snyder of Kansas State had five-year streaks.
- Clemson defeated No. 1 ranked Alabama to win the National Championship, the first time Clemson has beaten the No. 1 team in football.
- Clemson became the 19<sup>th</sup> program to win the Associated Press national title at least twice.
- Clemson was the first non-SEC team to beat Auburn and Alabama in the same year since 1990 when Southern Mississippi achieved the distinction.

- Clemson finished 3-0 vs. the SEC, the first time Clemson has beaten three SEC teams in the same year.
- The No. 1 final ranking was the 24<sup>th</sup> consecutive AP poll Clemson has been ranked in the top five, the longest active streak in the nation. Alabama is second with 22 in a row.
- Clemson defeated Auburn, Florida State, Ohio State and Alabama this year, the programs that had won each of the last seven national championships prior to this year.
- The 2016 season marked the sixth straight season Clemson has been ranked in the final top 25. It ties for the longest streak in Clemson history (1986-91).
- Clemson has been ranked in every poll in four of the last five years and 91 of the last 98 polls. This year was the first in school history Clemson was ranked in the top five in every poll.
- Clemson's 49-point win over South Carolina was the largest margin of victory by an ACC team over an SEC team in history. It was Clemson's third straight win over the state rivals.
- Team won the ACC Championship for the second consecutive year, the first time in 28 years the Tigers have won back-to-back league titles
- Tigers defeated a school record five top 25 teams (rank entering the game), including three top three teams for the first time. Clemson finished the season with three straight wins over top 25 teams, the second time the program has done that (2011).
- Clemson joined Alabama as the only schools to advance to the College Football Playoff in consecutive years.
- Clemson had nine first-team All-ACC players, the most for the program since 1991.
- Sixteen of Clemson's starting 22 made an All-ACC team. Clemson had five more All-ACC selections than any other team.
- Seven different players were named first, second or third team All-American, most in school history.

- This year's Tiger team showed an ability to win close games. The Tigers were 7-1 in games decided by seven points or less, establishing a school mark for wins by seven points or less in a season.
- Tigers posted an 8-0 road record away from home, the school mark for wins away from home in a season. Clemson was 5-0 on the opponent's home field and has a 10-game road winning streak entering 2017.
- Won at Auburn for first time since 1950, at Georgia Tech for first time since 2003 and at Florida State for second time since 1989.
- Opened the season ranked No. 2 in the AP poll, highest preseason ranking in school history.
- Program honored for its graduation success rate of over 90 percent by the American Football Coaches Association.
- Team was 12-1 when leading going into the fourth period and is now 77-5 under Swinney.
- The win over Alabama was the third straight over a top 25 team for the Tigers, just the second time Clemson has done that in history. The other time also took place under Swinney in 2011.
- Dabo Swinney joined Bud Wilkinson as the only people to play on and serve as head coach of an AP National Champion
- Clemson trailed 24-14 entering the fourth quarter against Alabama. Nick Saban had been 97-0 with a 10-point lead in the fourth period.
- Saban was 5-0 in National Championship games and 12-1 in National or league championship games prior to the contest.
- Clemson ended Alabama's FBS record tying 16-game winning streak against AP top 25 opponents.
- Nick Saban had been 106-6 when leading at the half as Alabama head coach. But, Clemson overcame a 14-7 deficit at intermission to win the game.

at Auburn	Troy	SC State	at Georgia Tech	Louisville	at Boston College	NC State	at Flo
19 13	30 24	59 0	26 7	42 36	56 10	24 17	37



# 2016 NATIONAL CHAMPIONSHIP SEASON



## CLEMSON OFFENSE IN 2016

- Clemson had three of the five first-team All-ACC offensive linemen, the first time a Clemson team had done that and just the fifth team in ACC history to do so.
- Clemson averaged 39 points and 503 yards of total offense per game, just the third Clemson team to do both in same season.
- Clemson averaged a record 334 yards per game passing. The team had 78 touchdowns for the season and scored 588 points.
- The Clemson offense was seventh in the nation in passing yards per game, fourth in first downs, seventh in completion percentage, eighth in third down efficiency, 12<sup>th</sup> in total offense and 14<sup>th</sup> in scoring.
- Clemson has had at least 500 yards total offense in 19 of the last 25 games.
- Clemson has had balance in its offense. Over the last 27 games Clemson has had at least 200 yards rushing and 200 yards passing 13 times. Clemson has never lost a game when it has at least 200 of each.
- Deshaun Watson finished second in the Heisman Trophy voting and won the Mannin, O'Brien and Units Awards. He was also named the College Player of the Year by Westwood One Radio and the Columbus Ohio Touchdown Club.
- Watson was the first two-time Heisman finalist in ACC history.
- Watson is just the third quarterback in ACC history to account for 100 touchdowns rushing and passing in a career. The others are Philip Rivers (NC State) and Tajh Boyd, who preceded Watson at Clemson.
- Watson finished 32-3 as a starting quarterback, a .914 winning percentage, best in Clemson history.
- Watson threw an ACC record tying six touchdown passes

against South Carolina and had just six incomplete passes. He threw for 347 yards.

- Watson accounted for 50 touchdowns for the year; his 50<sup>th</sup> was the winning score to Hunter Renfrow with just one second left against Alabama. He set a Clemson record for total touchdowns in a season with the 50 in 2016.
- Watson broke Jameis Winston's ACC record for touchdown passes with 41.
- Running back Wayne Gallman finished fifth in Clemson history in career rushing yards. He went over 1000 yards for the second time, just the sixth Tiger in history with a pair of 1000-yard seasons. He also established a Clemson record with 17 career 100-yard games. Clemson was 17-0 in those games.
- Mike Williams had 1361 receiving yards this year, second most in Clemson history. He was just the third player in Clemson history with at least 1000 yards in two different seasons.
- Artavis Scott finished tied for fifth in ACC history in career receptions with 245 and first in Clemson history.
- \*Jordan Leggett was a finalist for the Mackey Award for the second straight year and an All-American for the second straight year. First Clemson tight end to be a two-time All-American since Bennie Cunningham, 1974-75.
- Hunter Renfrow had the winning touchdown reception from Deshaun Watson with one second left in the national championship win over Alabama. He finished the game with 10 receptions, most against Alabama in four years.

## DEFENSE

- Clemson's defense ranked eighth in total defense and 10<sup>th</sup> in total scoring defense in 2016. Additionally, Clemson was third in tackles for loss and 10<sup>th</sup> in sacks per game to go with sixth in interceptions and fourth in

pass efficiency defense.

- Clemson had at least one sack in 44 straight games entering the National Championship game.
- \*Ben Boulware was named Co-Defensive Player of the Year by the ACC Coaches. He was named an All-American by seven different services.
- Boulware won the Jack Lambert Award as the top linebacker in college football according to the Columbus Ohio Touchdown Club.
- Two Clemson defensive linemen were named first-team All-American. Christian Wilkins was a first-team selection by Football Writers and AFCA and Carlos Watkins was a first-team choice by CBS Sports.
- Wilkins was finalist for the Nagurski Award, which is given to the top defensive player in the nation.
- Dexter Lawrence was named ACC Defensive Freshman of the Year by the ACC Media and the ACC Coaches. He was a first-team Freshman All-American by USA Today, ESPN and the Football Writers Association.
- Cordrea Tankersley was a first-team All-American by USA Today, giving the Tiger defense four All-Americans and at least one at each line of defense.
- Jadar Johnson earned first-team All-ACC honors and his five interceptions ranked 13<sup>th</sup> in the nation.
- Clemson forced 87 three-and-outs, second in the nation.
- There are two major assistant coach of the year awards and Clemson coaches won both honors. Defensive coaches Brent Venables won the Broyles Award and Dan Brooks won the AFCA Assistant Coach of the Year.
- Clemson had 597 tackles for loss over the last five years, most in the nation and 100 more than 125 of the other 127 FBS teams.

Florida State	Syracuse	Pittsburgh	at Wake Forest	South Carolina	vs. Virginia Tech	vs. Ohio State	vs. Alabama
34	54 0	42 43	35 13	56 7	42 35	31 0	35 31
					ACC CHAMPIONSHIP GAME	CFP SEMIFINAL / FIESTA BOWL	THE NATIONAL CHAMPIONSHIP



# 2016 NATIONAL CHAMPIONSHIP SEASON



DESHAUN WATSON THREW FOR 259 YARDS AND RUSHED FOR 57 AND A PAIR OF TOUCHDOWNS IN CLEMSON'S 31-0 WIN OVER NO. 2 OHIO STATE IN THE FIESTA BOWL

Clemson has equaled or exceeded its postseason AP and USA Today rankings in comparison to its preseason rankings each of the last six years. That was quite an accomplishment in 2016 as Clemson was No. 2 in the preseason of both polls and had to finish No. 1 to exceed the preseason rankings. Well, the Tigers accomplished that by winning the national championship.

Clemson has exceeded its preseason ranking each of the last six years in the USA Today Coaches poll and has exceeded its preseason ranking in the AP poll five of the six. Clemson was picked eighth in the AP preseason poll in 2013 and finished eighth.

Dabo Swinney is the first coach in history with a six-year streak in that area. John Cooper of Ohio State and Bill Snyder of Kansas State had five-year streaks.

## Clemson Preseason vs. Postseason polls 2011-16

Year	AP	USA
	Pre-Post	Pre-Post
2011	NR-22	NR-22
2012	14-11	14-9
2013	8-8	8-7
2014	16-15	16-15
2015	12-2	12-2
2016	2-1	2-1

## Final AP Poll of Jan. 10, 2017

1. **Clemson**, 2. Alabama, 3. Southern California, 4. Washington, 5. Oklahoma, 6. Ohio State, 7. Penn State, 8. Florida State, 9. Wisconsin, 10. Michigan, 11. Oklahoma State, 12. Stanford, 13. LSU, 14. Florida, 15. Western Michigan, 16. Virginia Tech, 17. Colorado, 18. West Virginia, 19. South Florida, 20. Miami (Fla.), 21. Louisville, 22. Tennessee, 23. Utah, 24. Auburn, 25. San Diego State.

## Final Amway Coaches Poll of Jan. 10, 2017

1. **Clemson**, 2. Alabama, 3. Oklahoma, 4. Washington, 5. Southern California, 6. Ohio State, 7. Penn State, 8. Florida State, 9. Wisconsin, 10. Michigan, 11. Oklahoma State, 12. Stanford, 13. Florida, 14. LSU, 15. Colorado, 16. Virginia Tech, 17. West Virginia, 18. Western Michigan, 19. South Florida, 20. Louisville, 21. Utah, 22. Auburn, 23. Miami (Fla.), 24. Tennessee, 25. San Diego State

## TEAM ACCOMPLISHMENTS LAST SIX SEASONS

- Reached six BCS or New Years Six Bowls since 2011, only Alabama (6) and Florida State (5) have been to more.
- Program has 70 wins over the last six years, only Alabama has more with 76.
- Clemson has been ranked in the top four of the College Football Playoff poll each of the last 12 polls over two years and in the top 25 in all 19 polls the last three years.
- Program has been ranked in the top 25 of the AP poll in 91 of the last 98 AP polls.
- Clemson has won 30 of its last 34 against ACC teams.
- Clemson has won at least 10 games, six straight years. Only Alabama can also make that claim.
- Clemson has won three ACC Championships in the last six years after not winning the title between 1992 and 2010.
- Clemson has been Atlantic Division Co-Champion or champion five of the last eight years.
- Dabo Swinney has won a bowl game against a coach who already has a National Championship on his resume six times over the last five years, the only FBS coach to accomplish that feat.
- Program had a 15-game ACC winning streak extended into 2016, longest for the program since 1981-84.
- Program won 23 consecutive regular season games extended into 2016.
- Had streak of 44 consecutive wins over unranked teams between 2011-16
- Won 21 straight games at home, a school record extended into 2016.
- Won 27 straight non National Championship games extended into 2016.
- Won 10 games over top 25 teams over the last three years.
- Program has finished in the top 15 in the nation each of the last five years.
- Coach Swinney now ranks third in winning percentage in ACC history, sixth among winningest active coaches with .761 percentage.
- Clemson is now 28-2 over the last two years and 31-2 over its last 33 games.

•Clemson's senior class finishes with a record of 49-7, the most wins by a class and the best winning percentage in school history


•Alabama win was Dabo Swinney's 20<sup>th</sup> win over a team ranked in the top 25 (entering the game) of at least one of the polls. He is tied with Danny Ford for the record for ranked wins in a career. Ironically he tied Ford on the day the former Clemson coach was named to the 2017 College Football Hall of Fame class.

•Over his last 17 games, Dabo Swinney and the Tigers have beaten #4 Oklahoma, #3 Louisville, #2 Ohio State and #1 Alabama (rankings by AP).

## CLEMSON AND THE POLLS:

- Dabo Swinney is the 51<sup>st</sup> different coach to win the AP National Championship.
- Clemson was never ranked No. 1 in 2016 until the final poll and had to defeat a team (Alabama) who had been ranked No. 1 in every poll entering the playoff. This is the first time a team has defeated an opponent in the championship who had been No. 1 in every poll previously since 2006 when Florida defeated Ohio State to win the National Championship. It also happened in 2005 when Texas defeated Southern California and in 1983 when Miami (FL) defeated Nebraska.
- This is just the eighth time in history Clemson has been ranked No. 1 in any poll, but two of the eight have come in final polls.
- The No. 1 final ranking was the 24<sup>th</sup> consecutive AP poll Clemson has been ranked in the top five in the nation, the longest active streak in the nation. Alabama is second with 22 in a row.
- Clemson enters the 2017 season with a streak of 36 consecutive top 25 rankings. The school record is 50.
- The 2016 season marked the sixth straight season Clemson has been ranked in the final top 25. It ties for the longest streak in Clemson history (1986-91). Alabama has a nine-year streak and Florida State a seven-year streak.

## EXCEEDING EXPECTATIONS SIX YEARS IN A ROW



WAYNE GALLMAN FINISHED WITH 30 CARRIES FOR 123 YARDS AND A SCORE AGAINST AUBURN.





# 2016 NATIONAL CHAMPIONSHIP SEASON

## TOP 25 STATISTICAL RANKINGS FOR 2016

Clemson finished in the top 25 in many statistical rankings on both sides of the ball. Clemson had 16 top 25 national rankings on the defensive side of the ball and 13 on the offensive side of the ball. Clemson quarterback Deshaun Watson ranked in the top 20 of nine categories.

### Team — Offense

- 1<sup>st</sup> in total first downs (403)
- 1<sup>st</sup> in total plays (1,220)
- 3<sup>rd</sup> in total touchdowns (78)
- 3<sup>rd</sup> in total points scored (588)
- 4<sup>th</sup> in touchdown passes (45)
- 7<sup>th</sup> in passing offense (333.9)
- 7<sup>th</sup> in completion % (.671)
- 8<sup>th</sup> in third-down conversions (.502)
- 12<sup>th</sup> in total offense (503.7)
- 14<sup>th</sup> in scoring offense (39.2)
- 18<sup>th</sup> in passing efficiency (152.19)
- 22<sup>nd</sup> in fewest sacks allowed (1.33)
- 22<sup>nd</sup> in fourth-down conversions (.600)

### Individual — Offense

- Deshaun Watson, 1<sup>st</sup> in completions 15 yards or more (119)
- Watson, 3<sup>rd</sup> in total passing yards (4,593)
- Watson, 3<sup>rd</sup> in touchdown passes (41)
- Watson, 5<sup>th</sup> in total offense (348.1)
- Watson, 6<sup>th</sup> in completions/game (25.87)
- Watson, 7<sup>th</sup> in Points responsibility (20.3)
- Watson, 10<sup>th</sup> in completion % (.670)
- Watson, 10<sup>th</sup> in passing yards/game (306.2)
- Watson, 19<sup>th</sup> in passing efficiency (151.1)
- Mike Williams, 22<sup>nd</sup> in receiving touchdowns (11)
- Williams 18<sup>th</sup> in receptions/game (6.5)
- Williams, 25<sup>th</sup> in reception yards/game (90.7)
- Wayne Gallman, 11<sup>th</sup> in rushing touchdowns (17)
- Gallman, 20<sup>th</sup> in total touchdowns (17)
- Deon Cain, 19<sup>th</sup> in yards/reception (19.05)

### Team — Defense

- T-1<sup>st</sup> in yards per pass attempt allowed (5.6)
- 3<sup>rd</sup> in tackles for loss per game (8.7)
- 3<sup>rd</sup> in total sack yardage (322)
- 4<sup>th</sup> in pass efficiency defense (100.22)
- 5<sup>th</sup> in third down conversion defense (.281)
- 5<sup>th</sup> in yards/play allowed (4.63)
- 6<sup>th</sup> in total interceptions (20)
- 8<sup>th</sup> in total defense (311.5)
- 10<sup>th</sup> in opponent completion % (.522)
- 10<sup>th</sup> in turnovers forced (27)
- 10<sup>th</sup> in scoring defense (18.0)
- 10<sup>th</sup> in sacks/game (3.27)
- 12<sup>th</sup> in TD passes allowed (13)
- 14<sup>th</sup> in pass defense (181.9)
- 19<sup>th</sup> in touchdowns by defense (3)
- 24<sup>th</sup> in rushing defense (129.6)

### Individual — Defense

- Jadar Johnson, 13<sup>th</sup> in interceptions (5)



DEON CAIN  
SCORED TWICE  
AS CLEMSON  
DEFEATED  
LOUISVILLE IN A  
THRILLER.



JADAR JOHNSON  
HAD A KEY  
INTERCEPTION  
IN CLEMSON'S  
WIN AT FSU.



# CLEMSON'S FOOTBALL HERITAGE

## ACADEMIC EXCELLENCE

- One hundred and 54 of the 159 senior lettermen (97 percent) in Dabo Swinney's eight full years as head coach have graduated. That includes 23 of the 24 seniors on the National Championship team.
- Clemson had 48 players named to the ACC Academic Honor Roll in the fall of 2016, the same semester Clemson won the National title. It is tied for the most players named to the honor roll for one semester in history. The team also set a semester record for the highest GPA on record.
- Clemson ranked in the top 10 percent among FBS schools in APR scores for six consecutive years (2010-16). Clemson was the only FBS program nationally to finish each in the top 25 of the AP poll and in the top 10 percent of APR scores every season between 2011-15.
- Chad Carson and Kyle Young were first-team Academic All-Americans in 2000 and 2001. Clemson was the only Division I school in the nation with two first-team picks each year. Young was a first-team Academic All-American from 1999-01 and became just the second ACC player in history to be a three-time, first-team selection. He is one of just two offensive linemen in college football history to be a three-time, first-team Academic All-American. He is currently an associate athletic director in the Clemson Athletic Department.
- Dalton Freeman was an All-American on the field and off the field in 2012. He was a first-team All-America center according to AFCA and second-team Academic All-American by CoSIDA. He is now with the New York Jets.
- Vic Beasley was the eighth selection of the 2015 NFL draft. He was the only top 10 pick of that draft who had his degree on draft night.
- Deshaun Watson passed 37 hours during the 2015-16 academic year and threw 35 touchdown passes. He is first quarterback on record to accomplish 35 of each in same academic year.
- Only eight players that applied for early entry for the NFL draft had their degrees at the NFL combine. Four of the eight (Deshaun Watson, Wayne Gallman, Artavis Scott and Mike Williams) were from Clemson.

## ALL-STAR SELECTIONS

- Clemson has a history of decorated football players. The program boasts 82 different players who have earned first, second or third-team All-America honors in its history. The list includes seven players who were named at the end of the 2016 season. That was a record for one season. The list of players who made an All-America team during Clemson's National Championship season included Deshaun Watson, Carlos Watkins, Christian Wilkins, Ben Boulware, Cordrea Tankersley, Jordan Leggett and Mike Williams.
- Deshaun Watson was not only an All-American but he was a two-time Heisman finalist, finishing third in 2015 as a sophomore and second in 2016 as a junior (he graduated in December of 2016 and turned professional).
- Vic Beasley was two-time first-team All-American from Clemson and the first to be a first-round draft choice and graduate since Bennie Cunningham in 1975.
- Sammy Watkins, who was the No. 4 overall pick of the 2014



DABO SWINNEY'S PROGRAM HAS GRADUATED 97 (154/159) PERCENT OF SENIOR LETTERMEN IN HIS TENURE AS HEAD COACH.

NFL draft, was the first player in Clemson history to be named a first-team All-American by at least one service in three different seasons.

- When Sammy Watkins was named a first-team All-American as a true freshman in 2011, he joined Georgia's Herschel Walker (1980), San Diego State's Marshall Faulk (1991) and Oklahoma's Adrian Peterson (2004) as the only first-year freshmen non-kickers in history to earn AP First-Team All-America honors.
- Clemson has had four players win eight national position awards since 2010. Deshaun Watson won the Manning Award and the Davey O'Brien Award as the top quarterback in the nation in 2015 and 2016. He also won the Unitas Award in 2016 and the Chic Harley Award. He won the Archie Griffin Award as top player in the nation in 2015. Dwayne Allen won the John Mackey Award as the nation's top tight end in 2011 and Da'Quan Bowers won the Bronko Nagurski Award as the top defensive player in 2010. Bowers also won the Ted Hendricks Award in 2010. Ben Boulware won the Jack Lambert Award as the nation's top linebacker in 2016.
- Shaq Lawson was a finalist for the Hendricks Award, the Lombardi Award and the Nagurski Award in 2015. Vic Beasley was a finalist for three awards in 2014. Jordan Leggett was a finalist for the John Mackey Award in 2015 and 2016.
- Clemson has had at least one All-American 37 of the last 40 years. In Dabo Swinney's eight full seasons as head coach, he has had at least two All-Americans each year and 17 different

players have made a first-team All-America squad. Watkins, Beasley and Watson made it twice each.

- Clemson has had at least one first-team All-ACC player each of the last 40 years, the longest active streak and the longest overall streak in ACC history. In 2016, Clemson had 16 different players named first, second or third team All-ACC. Nine of the 16 were first-team selections by either the coaches or the media.
- Clemson had nine players named to the ACC's 50-Year Anniversary team, more than any other school. The list of honorees shows the balance of the program over the years, as every area of a football team (by position) was represented. The nine players are Joe Bostic, Jerry Butler, Bennie Cunningham, Jeff Davis, Steve Fuller, Terry Kinard, Michael Dean Perry, William Perry and Anthony Simmons. All nine players were All-Americans during at least one season at Clemson and played in the NFL.

## BOWL HISTORY

- Clemson has won a bowl game each of the last five years against a program led by a coach who has won a national championship at some point in his career. That includes two in 2016 when the Tigers defeated Urban Meyer and Nick Saban. Clemson is the only school in the country to win a bowl game each of the last five years, and all six of the wins have been top 25 teams by either AP or the Coaches poll. Clemson beat the nation's No. 2 team (Ohio State) and No. 1 team (Alabama) last year in bowl play. Clemson has five wins against top-10 teams from LSU, Ohio State (twice), Oklahoma and Alabama in bowl games since 2012.
- Clemson is 7-1 in its history in bowl games against Nebraska, Ohio State and Oklahoma, three of the top six programs in college football history in terms of wins. The Tigers are the only program to beat Oklahoma in a bowl game twice, never mind three times (3-0). The Tigers are 3-0 vs. Ohio State and 1-0 vs. Nebraska.
- Twelve of Clemson's 22 bowl wins have come against coaches who have won the National Championship at some point in their careers. That includes wins over Les Miles (Louisiana State) in 2012, Urban Meyer (Ohio State) in 2013 and 2016, Bob Stoops (Oklahoma) in 2014 and 2015, and Nick Saban in 2016.
- Clemson's first bowl game was a 6-3 victory over Boston College and Head Coach Frank Leahy in the 1940 Cotton Bowl. Leahy is still second in college football history in winning percentage and won four National Championships at Notre Dame.
- Clemson won five straight bowl games between the 1986 and 1990 seasons, tied for the 10th-longest winning streak in college football history in consecutive seasons. Clemson defeated Stanford, Penn State, Oklahoma, West Virginia and Illinois during its bowl winning streak. Clemson now has a streak of bowl wins in five straight seasons.
- Hall of Fame Head Coach Woody Hayes suffered his final defeat against the Tigers in the 1978 Gator Bowl. Overall, Clemson has defeated ten head coaches in bowl games who are enshrined in the College Football Hall of Fame.

## CHAMPIONSHIP TRADITION

- The Tigers were named National Champions by every service in 1981 and 2016. In 1981 Clemson was the only school in the nation with a perfect record (12-0). It included three wins over top-10 teams (Georgia, Nebraska, North Carolina), the only team to beat three top-10 teams in 1981.
- The 1981 team had five All-Americans on its roster, including first-team selections Jeff Davis, Terry Kinard and Perry Tuttle. Thirty-one players on the 1981 squad were eventually drafted by the NFL and 22 players eventually played in the NFL. Twenty-three different players on the 1981 roster were First-Team All-ACC selections at one time during their Clemson careers.
- Clemson won its second national title in 2016 with a 14-1 record. The Tigers played the nation's toughest schedule that year, beating six teams that finished in the top 25 of the AP



MIKE WILLIAMS TALLIED 98 CATCHES FOR 1361 YARDS AND 11 SCORES IN 2016, AND WAS DRAFTED SEVENTH OVERALL BY THE LA CHARGERS.




# CLEMSON'S FOOTBALL HERITAGE

poll. Eleven Clemson opponents that year finished with a winning record. The Tigers defeated No. 3 (Louisville), No. 2 Ohio State and No. 1 Alabama over the course of the season.

- Since the ACC was formed, Clemson has more overall wins (470) and ACC wins (276) than any other school as a member.
- Clemson has won or been co-champions of the ACC Atlantic Division five of the last eight years (2009, 11, 12, 15, 16).
- Clemson won the 2011, 2015 and 2016 ACC Championships under Dabo Swinney. The Tigers were 8-0 in the regular season, then won the ACC Championship over North Carolina for a ninth ACC win in 2015. Clemson was 7-1 in the regular season of 2016, then beat Virginia Tech to win the championship.
- Clemson won the Southern Conference title in 1940 and 1948 along with the Southern Intercollegiate Athletic Association in 1900, 1902, 1903 and 1906, giving the program 22 conference crowns, more than any other school in the ACC.

## COACHING SUCCESS

- Head Coach Dabo Swinney won 12 Coach of the Year honors in 2015, two ACC and 10 for National Coach of the Year. That included National Coach of the Year by Associated Press, ESPN, Sporting News, Watler Camp Foundation, and the American Football Coaches Association. The former Alabama player also won the Bear Bryant Award in 2015 and 2016. Swinney also won the Gene Stallings Award and the FCA Coach of the Year in 2014 and the Bobby Dodd Award in 2011.
- Swinney already has 89 wins in eight full seasons as head coach. That includes 60 wins the last four years, the most wins in any five-year period in Clemson history. Clemson's 49 wins over the last four years is tied for fifth most in FBS history, and just two off the national record.
- Clemson has a legendary history when it comes to coaching. Four former Tiger mentors (John Heisman, Frank Howard, Jess Neely and Danny Ford) are in the College Football Hall of Fame. Howard was Clemson's coach when the ACC was founded and promptly took the Tigers to six ACC titles. No coach had more league championships than Howard during his 30-year tenure in Tigertown. He concluded his career with 165 victories, and his 30-year tenure is still fifth-longest in NCAA history for a head coach serving at one school. His victory total was extraordinary considering Clemson played just 38 percent of the games at home during Howard's tenure.
- Danny Ford coached Clemson to the 1981 national title and won six bowl games in his Tiger career. He will be inducted into the Hall of Fame in December 2017. His 76-percent winning mark is fourth-best in ACC history. He was the consensus national coach-of-the-year in 1981, and he remains the youngest coach (33) to win a national title. He was inducted into the Clemson Ring of Honor in 2013.
- Tommy Bowden continued the tradition of outstanding Tiger coaches by leading the team to bowl games each of his first five years, the first coach in Clemson history to do that (Dabo Swinney has duplicated the accomplishment). He was named ACC Coach-of-the-Year twice.



**JOHN HEISMAN  
COACHED AT  
CLEMSON FROM  
1900-03 AND  
WAS LATER  
INDUCTED INTO  
THE COLLEGE  
FOOTBALL HALL  
OF FAME.**

## Most Wins by Senior Classes, FBS History

Rk	School	Years	W-L
1.	Alabama	2013-16	51-6
2.	Alabama	2012-15	50-6
	Ohio State	2012-15	50-4
	Boise State	2008-11	50-3
5.	Clemson	2013-16	49-7
	Nebraska	1994-97	49-2
	Boise State	2006-09	49-4
	Boise State	2009-12	49-4
	Alabama	2009-12	49-5
	Florida State	2012-15	49-6
11.	Ohio State	2013-16	48-6
	Florida State	2011-14	48-7
	Alabama	2008-11	48-6
	Boise State	2007-10	48-5
	Florida	2006-09	48-7

## EXPOSURE

- Clemson is one of the most-televised teams in the nation every year. In 2016, 14 of the 15 games were on live television. That makes 28 of 30 over the last two years.
- The 2016 senior class had 50 of its 54 games on live television, including 44 on the ESPN family of networks.
- Clemson has had at least 10 of its games televised each of the last 12 years and had an average of 12 per year on live television.
- Three of the top seven rated ACC games in 2013 involved Clemson. Clemson's win over Ohio State in the Orange Bowl drew a 6.7 rating with 11.4 million viewers. Only the national championship game between Auburn and Florida State had more. Clemson's win over Georgia had a 4.8 rating and 8.14 million viewers (fifth) and the Clemson vs. Florida State game had a 3.4 rating and 5.68 million viewers (seventh).
- Clemson served as the host of ESPN College Gameday in October of 2015 for the game against Notre Dame, a contest the Tigers won 24-22. Clemson served as host of ESPN College GameDay twice during the 2013 season, the only school that could make that claim. It marked the first time a school served as host for the program twice in one season since 2008. Clemson also served as host in 2016 for the Louisville game.
- The exposure has led to great home attendance figures in Memorial Stadium. Clemson has led the ACC in average home attendance each of the last eight years and has finished in the top 20 in the nation in average home attendance every year since 1981.

## FORMER TIGERS

- Brian Dawkins had his #20 retired by the Philadelphia Eagles during the 2012 season. Dawkins played 13 seasons for the Eagles and was named to the Pro Bowl seven times while playing for that franchise and nine times overall. He is now an ESPN commentator. He will be a candidate for the Pro Football Hall of Fame in 2017.
- Dwight Clark had his #87 retired by the San Francisco 49ers after he finished his career in 1987. He was a starter on the 1981 and 1984 (seasons) Super Bowl Championship 49ers teams. He is most famous for his game-winning catch on a pass from Joe Montana against Dallas in the 1982 NFC Championship game. He was the NFL MVP in 1982, the only former Tiger to win NFL MVP honors.


- Charlie Waters was a three-time Pro Bowl pick with the Dallas Cowboys. He played on two Super Bowl Championship teams before going on to a coaching career at Oregon.
- Waters and Jeff Bostic were both named to ESPN's 40-Man Roster of Greatest Super Bowl players, released prior to Super Bowl XL.
- The Perry brothers (William, Michael Dean) were starters on Clemson's 1984 defense. Both were named to the ACC's 50-Year Anniversary team in 2002. William played on Clemson's 1981 National Championship team as a freshman, then on the Super Bowl Champion Bears of 1985. Michael Dean played in six Pro Bowls with Cleveland and Denver, second-most among former Tigers. Both were named ACC Player-of-the-Year during their careers, William in 1984 and Michael Dean in 1987. They are the only brother combination in ACC history that can make that claim.

## HALL OF FAME

- Former Clemson Consensus All-American and 1981 National Championship team captain Jeff Davis was inducted into the College Football Hall of Fame in 2007. Davis is regarded as one of the great leaders of any team in Tiger history. He had 175 tackles on the 1981 team, leading the Tigers to a 12-0 record.
- Davis was the second member of Clemson's National Championship team to be enshrined in the College Football Hall of Fame. Terry Kinard was inducted in 2001. Both are members of the Clemson Ring of Honor, and were in the same recruiting class (1978).
- Clemson had a special night in New York City on Dec. 11, 2001. That evening, Terry Kinard was inducted into the College Football Hall of Fame and Kyle Young was a recipient of a National Football Foundation Scholar-Athlete Award. Clemson was the only school in the nation with one of each in 2001.
- Terry Kinard was the first Tiger grinder to win a national individual award. He was named 1982 national defensive player-of-the-year by CBS. That year (his senior season), he was a unanimous first-team All-American, the first unanimous All-American in Clemson football history. He was named to the ACC's 50-Year Anniversary team in 2002, and he was also listed among the top-50 athletes in the history of the ACC, regardless of sport.
- Danny Ford will become the fourth former Clemson coach to make the College Football Hall of Fame when he is inducted in December 2017.

## NFL DRAFT PICKS

- Clemson has had at least one first-round draft choice each of the last five years, joining Alabama, Florida, Florida State and Texas A&M as schools that can make that claim. Mike Williams was the No. 7 pick of the draft by the Los Angeles Raiders and Deshaun Watson was No. 12 to Houston in the 2016 draft. It was the first time Clemson had two players taken in the first 12 picks of the draft.
- With six players drafted in 2016, it marked the ninth consecutive season that Clemson had at least four players selected in the NFL draft. Clemson has had 48 players drafted over the last eight years.
- The ACC had 26 players drafted in 2016 and nine of the 26 were from Clemson. No other ACC team had more than three.
- Clemson has had seven defensive ends drafted in the last eight years and six wide receivers drafted in the last six years.



**THE TIGERS OWN A  
3-1 RECORD IN THE  
COLLEGE FOOTBALL  
PLAYOFF, INCLUDING  
A 37-17 TRIUMPH  
OVER OKLAHOMA IN  
THE ORANGE BOWL IN  
2015.**



# CLEMSON'S FOOTBALL HERITAGE

ESPN COLLEGE GAMEDAY  
TOOK OVER BOWMAN  
FIELD PRIOR TO  
CLEMSON'S 42-36 WIN  
OVER NO. 3 LOUISVILLE



- Clemson had a wide receiver taken in the first round of the NFL draft in 2013, 2014, and 2017, the only FBS team that could make that claim. Sammy Watkins was taken as the No. 4 selection of the Buffalo Bills in 2014, tied for the highest selection by a Tiger in history. Wideout DeAndre Hopkins was the No. 27 overall pick of the first round by the Houston Texans in 2013. Hopkins has already been selected to the Pro Bowl. Mike Williams was the No. 7 pick in 2017.
- C.J. Spiller was the No. 9 overall selection of the 2010 NFL draft and the first ACC player chosen. In just his third year, he made the Pro Bowl.

## NFL INFLUENCE

- Twenty-four former Tigers have combined to win 32 Super Bowl Championship rings. That includes the 2013 season when Byron Maxwell started in the Super Bowl for the victorious Seattle Seahawks. Clemson's leader is Jeff Bostic, who started on three Super Bowl Championship teams with the Washington Redskins.
- Clemson has had a former player on a Super Bowl Championship team in eight of the last 19 years.
- Grady Jarrett had 3.5 sacks for the Atlanta Falcons against Tom Brady and the Patriots in the 2017 Super Bowl.
- Brian Dawkins retired in 2011 as one of the great safeties in the history of the game and is an odds-on-favorite to be inducted into the Hall of Fame. A 1996 Clemson graduate, Dawkins was

an All-American on Clemson's 1995 team when he finished the season 10th in the nation in interceptions. He became the first player in NFL history in 2002 to register a sack, interception, recovered fumble and receiving touchdown in the same game. He was named to the Pro Bowl nine times in his career, including the 2012 Pro Bowl after his final season. He was named to the Pro Bowl more than any other former Tiger.

- Levon Kirkland was named to the NFL All-Decade team (1990s) for his play with the Pittsburgh Steelers. Dawkins was named to the All-Decade team for the 2000s for his play with the Philadelphia Eagles.
- Thirty-nine former Tigers were on NFL rosters in 2016, the most in school history.

## POLL PRESENCE

- The 2016 season marked the 30th year that Clemson was ranked in the final AP poll. It was the ninth time in the last 12 years and sixth straight year, that Clemson was ranked in the final poll. The Tigers were ranked No. 1 in the College Football Playoff poll all six times it was published in 2015 and of course finished No. 1 in 2016. Clemson was the first school to have a clean sweep of No. 1 rankings for one season in the CFP.
- Clemson has had a streak of 50 consecutive weeks ranked in at least one poll twice, 1986-89 and 2011-14.
- Clemson enters the 2017 season with an active streak of 36 consecutive rankings in the top 25.


- Clemson was in the top 20 of all the final polls from 1986-91, a six-year streak. The Tigers had exactly two losses in each of those six seasons.
- Clemson was ranked in the final top 20 of the AP poll six times in the 1980s. The Tigers were fifth in the nation in winning percentage during that decade.
- Beating ranked opponents has been a hallmark of Clemson's success. The Tigers have beaten an AP-ranked opponent 27 of last 31 years, including 30 top-25 victories in the last 14 years. Head Coach Dabo Swinney has recorded 20 top-25 wins in his nine years at the helm, tied for first in Clemson history with Danny Ford.
- Clemson defeated four top-25 teams in 2015 and five more in 2016. That includes six wins over top 10 teams from Notre Dame, North Carolina, Oklahoma, Louisville, Ohio State and Alabama. Clemson had three top 10 wins in a season just once before 2015 and has now done it two years in a row.

## Most Appearances in the College Football Playoff Poll top 25 (Poll began in 2014)

Rk	School	App-Polls	High
1.	Clemson	19-19	1
	Alabama	19-19	1
	Ohio State	19-19	2
	Florida State	19-19	2
	Utah	19-19	10
6.	Oklahoma	17-19	3
7.	LSU	15-19	2
8.	Baylor	14-19	5
	Wisconsin	14-19	6
10.	Michigan State	13-19	3
	TCU	13-19	3
	Auburn	13-19	3

## Active AP Poll Streaks Top 25

Rk	School	Years	No.
1.	Alabama	2008-16	147
2.	Florida State	2011-16	85
3.	Ohio State	2012-16	82
4.	Clemson	2014-16	36
5.	Michigan	2015-16	28
6.	Louisville	2016	16
	Washington	2016	16
8.	Wisconsin	2016	15
9.	Florida	2016	14
10.	Oklahoma	2016	11
	West Virginia	2016	11



THE PERRY BROTHERS  
— MICHAEL DEAN  
(LEFT) & WILLIAM  
(RIGHT) — ARE THE  
ONLY BROTHERS IN  
ACC HISTORY TO BE  
NAMED ACC PLAYERS  
OF THE YEAR.





# OUTLOOK

Clemson Head Coach Dabo Swinney is faced with a couple of challenges no other coach at the FBS level must address in 2017. First, his team won the National Championship in 2016 and must deal with the challenges that naturally follow that accomplishment.

Second, on the offensive side of the football, he must replace a 4,000-yard passer, a 1,000-yard receiver and a 1,000-yard rusher, the only FBS coach in the nation who must replace that level of production at those three areas. Returning Clemson players for 2017 accounted for just 22.7 percent of the offense in 2016. That ranks 128th of the 130 teams that will compete at the FBS level in 2017.

But the 10th-year head coach who is just 47-years of age, has built a program at Clemson, not a one or two-year wonder. The Tigers are already on a streak of six straight seasons of at least 10 wins, something only Clemson and Alabama can boast.

The six-year run includes 70 victories, three ACC Championships, and six bowl wins. Including five against teams that were ranked in the top 10 since 2012 entering the game, more than any other school in the nation for that time period. Swinney has been the head coach for eight full seasons and Clemson has finished in the top 25 seven of those years.

The Tigers have been to six BCS or New Year's Six Bowls in the last six years, and have been ranked in the College Football Playoff Poll top four each of the last 12 rankings. Clemson has been ranked in the AP top 25 in 91 of the last 98 polls, including a national best 25 in a row in the top five.

His approach to a new seasons is the same whether the Tigers are coming off a losing season or a National Championship.

"We don't look at it as defending a title, we are attacking another," said Swinney. "This team will have its own journey. It is a new year with new personnel, and new coaches. It is a new challenge with new team chemistry. We have a windshield mentality. Last year was terrific and we celebrated that season in front of 70,000 people in Death Valley a week after the championship game. "Our goal is to be the best we can be each year and that never changes."

One of the keys to Clemson's championship run last year and a key to any season is building leadership and that is something that is developed during the off season. "We had great leadership last year. They were a committed group who wanted to make Clemson the best team in the nation.

"We lost many of those players, but I see the same type of people in those we have returning. They were here last year and know what it takes.

This year's Clemson team must replace 26 lettermen, including 12 starters, seven on offense, four on defense and the punter. The squad will be young as the roster entering fall practice had just six scholarship seniors.

But that group has been battle tested, playing 30 games over the last two years and winning 28 of them, including nine wins over top 25 teams, six over top 10 teams. Fifteen of the wins came away from home.

## OFFENSE

### (4 Returning Starters, 25 Returning Lettermen)

Much of the preseason discussion about the Clemson football program will center around the quarterback position. For the fourth time in Dabo Swinney's nine full seasons as head coach he will enter the season without a quarterback who has started at least two games on his roster.

And, he is not looking to replace just any old quarterback, he must replace Deshaun Watson, a two-time Heisman Finalist with a 32-3 career record who took the program to consecutive ACC titles for the first time in 28 years and the school's first National Championship in 35 years.

One of the great leaders in Clemson history, the two-time All-American was the No. 12 selection of the

## 2016 SCHEDULE

Date	Opponent	Site	Designation	Time	TV	Series
9-2	Kent State	Clemson, S.C.	National Championship Celebration	12 p.m.	ESPN	0-0
9-9	Auburn	Clemson, S.C.	Solid Orange Day	7 p.m.	ESPN	14-34-2
9-16	* Louisville	Louisville, Ky.		3:30 p.m.		3-0
9-23	* Boston College	Clemson, S.C.	Family Weekend / Hall of Fame Day			15-9-2
9-30	* Virginia Tech	Blacksburg, Va.				21-12-1
10-7	* Wake Forest	Clemson, S.C.	Homecoming			64-17-1
10-13	* Syracuse	Syracuse, N.Y.		7 p.m.	ESPN	4-1
10-28	* Georgia Tech	Clemson, S.C.	Football Reunion Day			29-51-2
11-4	* NC State	Raleigh, N.C.				56-28-1
11-11	* Florida State	Clemson, S.C.	IPTAY Day			10-20
11-18	The Citadel	Clemson, S.C.	Military Appreciation Day / Senior Day			31-5-1
11-25	at South Carolina	Columbia, S.C.				68-42-4

\* - ACC game; Note: Home games in **bold**; all times are Eastern.

NFL by the Houston Texans, the highest draft pick for a Clemson quarterback since Bobby Gage went No. 6 to Pittsburgh in 1948.

He graduated from Clemson (in just three years) with 55 school records, including his 4,593 passing yards last year when he completed 388 of 579 passes for an ACC record 41 touchdowns. He was a two-time winner of the Davey O'Brien Award, two time winner of the Manning Award and won the Unitas Award in 2016, the only year he was eligible for the honor.

Three quarterbacks on the 2016 roster will be back to challenge for the starting position in 2017. Two true freshmen also will be on the roster, including one who came to campus in January.

"Kelly Bryant is the starter as we enter fall practice," said Swinney. "He has the most experience and has the most knowledge of our system.

"But no one has a lifetime contract. Deshaun was the starter for every game the last two years, but he earned it every day. Everyone will get an opportunity to compete."

Bryant, a 6-3 junior from nearby Calhoun Falls, S.C., has played exactly 100 snaps in 12 games as a backup to Watson over the last two years. He has completed 13-23 passes, and rushed for 178 yards in 35 carries (5.1 average) and three touchdowns.

Tucker Israel is the only other quarterback on the roster who has played in a college game. The red-shirt sophomore from Orlando, Fla., broke many of Tim Tebow's Florida High School career records at Lake Nona High School. He had a solid spring and completed 13-19 passes in the Spring Game.

Zerrick Cooper red-shirted the 2016 season after being rated as an ESPN top 300 player out of Jonesboro High in Jonesboro, Georgia. He showed arm strength and running ability with the scout team last year.

True Freshmen Hunter Johnson, who entered Clemson in January, comes to Clemson from Brownsburg, Indiana where he was Mr. Football in 2016. He was listed as the top quarterback in the nation by some services. Chase

Brice is a 6-3 signal caller from Loganville, Georgia who led Grayson High to the state title in 2016. He entered Clemson for the second session of summer school in late June.

The wide receiver position will miss All-American Mike Williams and three-time All-ACC slot receiver Artavis Scott. Williams had 98 receptions for 1361 yards and 11 scores last year and was the No. 7 selection of the NFL Draft by the Los Angeles Chargers. Scott left Clemson as the school's career leader in total receptions (245) and finished last year with 76 receptions for 614 yards and five scores.

But the receiving corps is far from bare as the Tigers return six lettermen receivers who combined for 156 receptions for 1,934 yards and 19 touchdowns. Deon Cain leads the way in terms of reception yardage among the returnees with 724 off 38 catches last year, a 19.1 average. The junior averages 18.1 yards per catch for his career, third best among active ACC receivers and fourth best in Clemson history.

Hunter Renfrow might be the most well known player on the Clemson team after his game winning touchdown catch with just one second left in the 35-31 National Championship victory over Alabama. Renfrow had 10 receptions in that game against the Crimson Tide, the most receptions against Nick Saban's team since 2012. In four College Football Playoff games, he has 26 catches for 289 yards and five touchdowns. Renfrow had 44 catches for 495 yards and six scores last year.

Ray-Ray McCloud is a third returning experience players at the receiver position. The junior had 49 catches last year, most among return players, for 472 yards and two scores. His 78 career receptions rank eighth among active ACC players. He is also a key member of Clemson return teams.

Sophomore Cornell Powell (12-87), Trevion Thompson (11-108-1) and Diondre Overton (2-48) are also in the mix at wide receiver, along with red-shirt freshman T.J. Chase.



KELLY BRYANT  
OPENS THE FALL  
ATOP CLEMSON'S  
QB DEPTH CHART.



# OUTLOOK

Clemson also must replace All-American tight end Jordan Leggett and his 46 catches for 736 yards and seven scores. A two-time finalist for the John Mackey Award, Leggett was Mr. Clutch throughout the year, catching game winning scores against Louisville and Florida State, and his 17-yard reception on the last drive against Alabama was pivotal.

Milan Richard, nephew of former Georgia All-American Herschel Walker, is a prime candidate for the starting tight end position, but will be challenged by returning lettermen Cannon Smith and D.J. Greenlee.

Wayne Gallman, who finished fifth in school history in career rushing yardage, has moved on to the NFL with the New York Giants. He had 232 of the 382 running back carries last year and finished with a team best 1,133 rushing yards and 17 touchdowns.

Three returning lettermen will compete for the starting backfield position. C.J. Fuller had 211 yards in 47 rushing attempts a year ago and added seven catches for 62 yards, including a touchdown grab on a wheel route against Ohio State in the Fiesta Bowl.

Adam Choice is a red-shirt junior who had 45-158 on the ground last year. He was the starting running back ahead of Gallman in 2014 before suffering a torn ACL at Boston College. Tavien Feaster is a sophomore from Spartanburg, S.C. who had 37-221 and two scores a year ago. He was third on the team in rushing behind Gallman and Watson, and he added 7-141 on kickoff returns. He had 142 all-purpose yards in the 2017 Spring Game.

The strength of the offense might be the offensive line where the Tigers return first-team All-ACC linemen Mitch Hyatt and Tyrone Crowder. Four starters are back with the only absence due to the graduation of two year center starter Jay Guillermo. Clemson's 2016 offensive line allowed just 16 sacks in 629 pass attempts last year.

Hyatt was a third-team All-ACC selection in 2015 as a true freshman and moved up to first team in 2016. He became the first sophomore offensive lineman in Clemson history to be a first-team All-ACC selection. The nephew of former Clemson All-ACC defensive tackle Dan Benish started 14 of the 15 games last year and already has 2,043 plays of experience in 30 games in just two seasons. He allowed just two sacks all of last year as starting left tackle.

Crowder holds down one of the guard positions. The redshirt senior from Marston, N.C. is a veteran of 1,833 career plays over three years and has 27 starts on his resume. Like Hyatt, Crowder was third team All-ACC in 2015 and first team in 2016. He did not allow a sack in 2016.

Taylor Hearn, a junior guard from Williston, S.C., and Sean Pollard, a sophomore from Jackson Springs, N.C., are two more young returning starters for the Tigers offensive line. Hearn played a team high 1,022 snaps last year at guard and started all 15 games, while Pollard played 584 plays as a true freshman when he started seven games, the last seven games of the season. He played 95 plays in the win over Alabama. Tremayne Anchrum is a sophomore who came on last year and last spring and is listed as a co-starter with Pollard entering the fall.

Justin Falcinelli looks to be the starter at center in place of Guillermo. The Clemson graduate who still has two years of eligibility has played in 24 games for nearly 300 plays in his career and has experience at multiple positions.

Speaking of multiple positions, senior Marverick Morris is a valuable performer on the offensive line. Capable of playing four offensive line spots, he is a veteran of 34 games and 798 snaps in the last three years. John Simpson is a guard who played 160 plays in nine games as a true freshman and is a starter in the future.

## DEFENSE

**(7 returning starters, 27 returning Lettermen)**

Clemson returns seven starters on defense, an improvement in experience over the last two years for Brent



CLELIN FERRELL WAS THE DEFENSIVE MVP OF THE FIESTA BOWL AS A REDSHIRT FRESHMAN.

Venables's unit. Clemson had to replace eight starters off its 2014 defense for 2015, and seven starters off of the 2015 defense for 2016.

Obviously it did not hinder Venables, who has taken Clemson to a top 15 final total defense and scoring defense each of the last four years. Clemson finished fourth in the nation in pass defense, third in tackles for loss, eighth in total defense and 10th in scoring defense last year. With seven starters back, Clemson could return to its 2014 level when it led the nation in 11 different defensive categories.

"Brent Venables did a great job last year and was recognized for it by winning the Frank Broyles Award," said Swinney. "I was proud of our defense last year. They showed great improvement over 2015 in terms of giving up big plays. That was an area of emphasis.

Senior All-American Carlos Watkins will be a loss off last year's team. He had 10.5 sacks last year, most ever by a Clemson defensive tackle. Clemson returns five of its starting front seven, including All-America linemen Christian Wilkins and Dexter Lawrence, and Fiesta Bowl MVP Clelin Ferrell.

Wilkins started all 15 games a year ago at defensive end after playing most of the time at tackle as a freshman in 2015. Now he will return to the middle of the line and join forces with Lawrence to give Clemson the best defensive tackle tandem in the nation.

Wilkins was a first-team All-American as a sophomore end when he had 56 tackles, including 13 tackles for loss and 3.5 sacks. He also batted down 10 passes, a record for a Clemson defensive lineman. One of the best all-around athletes in the nation, the native of Springfield, Mass. also found time to score a touchdown on a reception, rush 10 yards for a first down, and serve as a blocking back in short yardage.

Lawrence was the ACC Defensive Freshman of the Year in 2016 when he started 11 of the 15 games and had 79 total tackles, most among Clemson defensive linemen, and had seven sacks to tie the Clemson freshman record. He was a unanimous Freshman All-American.

Both Wilkins and Lawrence have been selected to preseason All-America teams for 2017.

Ferrell started all 15 games as a redshirt freshman in 2016 and finished with 50 tackles, including 12.5 tackles for loss and six sacks. The native of Richmond, Va., had three tackles for loss, including a sack and three quarterback pressures to earn defensive MVP honors in Clemson's Fiesta Bowl win over Ohio State.

Austin Bryant is expected to hold the other defensive end position. The native of Pavo, Ga. missed the first six games of the year due to an injury, but averaged 25

plays a game the remainder of the season and had 16 tackles and three tackles for loss. He came off the bench to record eight tackles in Clemson's win over Oklahoma in the 2015 Orange Bowl.

Clemson has plenty of depth across the front four. Albert Huggins is a junior defensive tackle who had 20 tackles, including three sacks last year in just 218 plays, while Jabril Robinson is an experienced tackle and end who played in six games a year ago.

Sterling Johnson and red-shirt freshman Nyles Pinckney are also young athletic players who will see action at tackle. Chris Register played 142 plays in 11 games a year ago at end as well. Redshirt Xavier Kelley is another athletic, versatile defender.

Kendall Joseph is the top returning tackler from last year with 124 stops. One of the most improved players in the ACC last year, Joseph was limited by injury in 2015. He was named honorable mention All-ACC last year.

One of the unsung heroes of the Clemson defense a year ago was Dorian O'Daniel. He started 12 of the 15 games and had 60 tackles, including 50 first hits. He added 10 tackles for loss. Venables liked what he saw in O'Daniel at the end of spring practice and predicts a big year for the Clemson graduate.

Ben Boulware will be a big loss for the Clemson defense on the field where he had a team best 131 tackles, and in the locker room where he was a great leader. Tre Lamar looks to be a young player who will fill a lot of Boulware's departed playing time. Lamar was a high school All-American who was a second team linebacker last year and had 22 tackles in 102 plays. Chad Smith is another young linebacker who is listed as a co-starter entering fall camp. He was tied for the top tackler on special teams a year ago with 10 and he finished with 19 stops overall.

Jalen Williams is another name to watch at linebacker. The junior played in just 10 games and 214 snaps due to injury, but he was productive with 24 tackles in that limited playing time, including seven in the ACC Championship win over Virginia Tech. James Skalski had 14 tackles in 14 games as a reserve linebacker as well.

Judah Davis and J.D. Davis are two-year lettermen who will be counted on at linebacker as well. The twin sons of former Clemson All-American Jeff Davis showed improvement last year, contributing on special teams for the most part. Shaq Smith was a highly regarded linebacker out of high school who redshirted last year and was very active in the spring.

The secondary lost two first-team All-ACC defenders in Cordrea Tankersley and Jadar Johnson. They each had 65 tackles and combined for nine interceptions. Tankersley

# OUTLOOK

RAY-RAY McCLOUD WAS CLEMSON'S LEADING PUNT RETURNER IN 2016.



was a third-round draft choice of the Miami Dolphins.

Graduate student Ryan Carter and Van Smith are returning starters in the secondary. Carter found a home at cornerback last year and had 29 tackles and seven passes broken up to go with 5.5 tackles for loss. Smith had 114 tackles from a starting safety position, including 5.5 tackles for loss. He had an 86-yard interception return against Ohio State in the Fiesta Bowl.

There are many candidates for the other two starting positions in the secondary. Trayvon Mullen was a top 25 player nationally out of high school according to ESPN.com. The sophomore from Florida played in 13 games

and had 15 tackles as a freshman cornerback. Marcus Edmond had just 17 tackles and one interception last year, but he made two game saving plays during consecutive home wins over Louisville and NC State.

K'von Wallace is a multi talented player who could play cornerback, linebacker, safety or nickel back. Mark Fields is another cornerback candidate who played in 15 games with one start last year. He had a 45-yard interception return for a score at Boston College. Amir Trapp, son of long time NFL players and former Tiger James Trapp, is also in the mix at cornerback.

Tanner Muse is a strong candidate to start at John-

son's old safety position. He played in all 15 games as a reserve. He showed his athletic ability with a 64-yard interception return for a score in the win over Syracuse.

Isaiah Simmons is also a candidate for playing time at safety, as is returning letterman Denzel Johnson and red-shirt freshman Nolan Turner.

## SPECIAL TEAMS

Greg Huegel returns to handle the place kicking chores for the third straight year. The original walk-on is 41-51 in his career on field goals and that .800 percentage is third best in school history.

Huegel led the nation in total field goals in 2015 with 27 and made some All-America teams. Last year the Clemson offense was more proficient in the redzone and he attempted just 19 and made 14. He had just three attempts in the last six games. For his two years he has scored 251 points, the most in Clemson history for a player entering his junior year and he is on pace to break Chandler Catanzaro's school scoring mark (404).

The Tigers must replace consistent punter Andy Teasdale who averaged just 38 yards a punt last year, but had a 36.7 net figure as he allowed just 52 punt return yards all year.

Will Spiers, son of former Clemson baseball All-American Bill Spiers, Michael Batson, son of Clemson strength and conditioning coach Joey Batson, and Carson King, will all compete for the punter position in the spring.

# PRESEASON DEPTH CHART

## CLEMSON OFFENSE

Pos.	#	Player	Hgt	Wgt	Cl.
LT	75	MITCH HYATT	6-5	295	Jr.
	73	Tremayne Anchrum	6-2	290	So.
LG	51	TAYLOR HEARN	6-5	325	*Jr.
	74	John Simpson	6-4	315	So.
C	50	JUSTIN FALCINELLI	6-4	315	*Jr.
	59	Gage Cervenka	6-3	305	*So.
RG	55	TYRONE CROWDER	6-2	340	*Gr.
	69	Maverick Morris	6-4	305	*Gr.
RT	76	SEAN POLLARD	6-5	315	So.
	73	TREMAINE ANCHRUM	6-2	290	So.
TE	80	MILAN RICHARD	6-3	260	*Jr.
	87	D.J. Greenlee	6-1	245	*Gr.
WR	84	Cannon Smith	6-5	265	*Jr.
	8	DEON CAIN	6-1	210	Jr.
QB	1	Trevion Thompson	6-2	200	*Jr.
	14	Diondre Overton	6-5	200	So.
RB	2	KELLY BRYANT	6-3	215	Jr.
	6	Zerrick Cooper	6-2	205	*Fr.
WR	15	Hunter Johnson	6-4	200	Fr.
	27	C.J. FULLER	5-10	215	*Jr.
WR	26	Adam Choice	5-9	210	*Jr.
	28	Tavien Feaster	5-11	210	So.
WR	13	HUNTER RENFROW	5-11	180	*Jr.
	18	T.J. Chase	6-1	175	*Fr.
WR	34	RAY-RAY McCLOUD	5-10	180	Jr.
	17	Cornell Powell	6-0	200	So.

## CLEMSON SPECIALISTS

Pos.	#	Player	Hgt	Wgt	Cl.
PK	92	GREG HUEGEL	5-11	195	*Jr.
P	48	WILL SPIERS	6-5	230	*Fr.
KO	92	GREG HUEGEL	5-11	195	*Jr.
LS	52	Austin Spence	6-2	195	*So.
	58	Patrick Phibbs	6-2	200	*So.
H	13	Hunter Renfrow	5-11	180	*Jr.

## CLEMSON DEFENSE

Pos.	#	Player	Hgt	Wgt	Cl.
DE	99	CLELIN FERRELL	6-5	265	*So.
	45	Chris Register	6-3	255	*Jr.
DT	90	DEXTER LAWRENCE	6-5	340	So.
	44	Nyles Pinckney	6-1	295	*Fr.
DT	50	Jabril Robinson	6-2	265	*Jr.
	42	CHRISTIAN WILKINS	6-4	310	Jr.
DE	67	Albert Huggins	6-3	305	Jr.
	91	AUSTIN BRYANT	6-4	265	Jr.
SLB	22	Xavier Kelly	6-4	265	*Fr.
	6	DORIAN O'DANIEL	6-1	215	*Gr.
MLB	30	Jalen Williams	5-10	215	Jr.
	57	TRE LAMAR	6-3	240	So.
or	43	CHAD SMITH	6-4	235	*So.
	36	Judah Davis	6-1	235	Jr.
WLB	34	KENDALL JOSEPH	6-0	230	*Jr.
	33	J.D. Davis	6-2	225	Jr.
or	47	James Skalski	6-0	235	So.
	5	Shaq Smith	6-2	240	*Fr.
CB	31	RYAN CARTER	5-9	180	*Gr.
	1	Trayvon Mullen	6-2	185	So.
SS	12	K'Von Wallace	6-0	190	So.
	19	TANNER MUSE	6-2	220	*So.
FS	11	Isaiah Simmons	6-3	220	*Fr.
	23	VAN SMITH	5-11	195	Jr.
NB	14	Denzel Johnson	6-0	195	*So.
	31	RYAN CARTER	5-9	180	*Gr.
CB	11	Isaiah Simmons	6-3	220	*Fr.
	12	K'Von Wallace	6-0	190	So.
or	29	MARCUS EDMOND	6-0	175	*Gr.
	2	Mark Fields	5-10	180	Jr.
	38	Amir Trapp	5-8	160	*So.



# ACC SCHEDULE

## THURSDAY, AUGUST 31

Presbyterian at Wake Forest ACCN Extra 6:30 p.m.

## FRIDAY, SEPTEMBER 1

Central Conn. St. at Syracuse ACCN Extra 7 p.m.  
Boston College at N. Illinois CBSN 9:30 p.m.

## SATURDAY, SEPTEMBER 2

Kent State at Clemson ESPN Noon  
Cal at North Carolina ACC Network 12:20 p.m.  
Bethune-Cookman at Miami RSN 12:30 p.m.  
Youngstown State at Pittsburgh ACCN Extra 1 p.m.  
NC State vs. South Carolina ESPN 3 p.m.  
William & Mary at Virginia ACCN Extra 3:30 p.m.  
NC Central at Duke ACCN Extra 6 p.m.  
Louisville vs. Purdue FOX 7:30 p.m.  
Florida State vs. Alabama ABC 8 p.m.

## SUNDAY, SEPTEMBER 3

Virginia Tech vs. West Virginia ABC 7:30 p.m.

## MONDAY, SEPTEMBER 4

Tennessee at Georgia Tech ESPN 8 p.m.

## SATURDAY, SEPTEMBER 9

Louisville at North Carolina ABC/ESPN2 Noon  
Northwestern at Duke ESPN Noon  
Jacksonville St. at Georgia Tech RSN 12:30 p.m.  
Wake Forest at Boston College ACCN Extra 1 p.m.  
Miami at Arkansas State ESPN2 3:30 p.m.  
MTSU at Syracuse ACCN Extra 3:30 p.m.  
Pittsburgh at Penn State ABC 3:30 p.m.  
Delaware at Virginia Tech ACCN Extra 3:30 p.m.  
Indiana at Virginia ACCN Extra 3:30 p.m.  
Marshall at NC State ACCN Extra 6 p.m.  
Louisiana-Monroe at Florida St. ACC Network 7 p.m.  
Auburn at Clemson ESPN 7 p.m.

## SATURDAY, SEPTEMBER 16

Notre Dame at Boston College ESPN Noon  
UConn at Virginia ESPN Noon  
Oklahoma State at Pitt ABC/ESPN2 Noon  
Furman at NC State ACC Network 12:20 p.m.

Baylor at Duke RSN 12:30 p.m.  
Utah State at Wake Forest ACCN Extra 3 p.m.  
Clemson at Louisville ABC/ESPN 3:30 p.m.  
North Carolina at Old Dominion ASNI Stadium 3:30 p.m.  
Virginia Tech at East Carolina CBSN 3:30 p.m.  
Central Michigan at Syracuse ACCN Extra 3:30 p.m.  
Georgia Tech at UCF ESPN News 7:30 p.m.  
Miami at Florida State ABC 8 p.m.

## FRIDAY, SEPTEMBER 22

Virginia at Boise State ESPN/2 8 p.m.

## SATURDAY, SEPTEMBER 23

Boston College at Clemson  
Duke at North Carolina  
NC State at Florida State  
Pittsburgh at Georgia Tech  
Kent State at Louisville  
Toledo at Miami  
Syracuse at LSU  
Old Dominion at Virginia Tech  
Wake Forest at Appalachian State

## FRIDAY, SEPTEMBER 29

Miami at Duke ESPN 7 p.m.

## SATURDAY, SEPTEMBER 30

Central Michigan at Boston College  
Clemson at Virginia Tech  
Florida State at Wake Forest  
North Carolina at Georgia Tech  
Murray State at Louisville  
Syracuse at NC State  
Rice at Pittsburgh

## THURSDAY, OCTOBER 5

Louisville at NC State ESPN 8 p.m.

## SATURDAY, OCTOBER 7

Virginia Tech at Boston College  
Wake Forest at Clemson  
Duke at Virginia  
Notre Dame at North Carolina

Pittsburgh at Syracuse

## THURSDAY, OCTOBER 12

Georgia Tech at Miami ESPN 8 p.m.

## FRIDAY, OCTOBER 13

Clemson at Syracuse ESPN 7 p.m.

## SATURDAY, OCTOBER 14

Boston College at Louisville  
Florida State at Duke  
Virginia at North Carolina  
NC State at Pittsburgh

## SATURDAY, OCTOBER 21

Boston College at Virginia  
Pittsburgh at Duke  
Louisville at Florida State  
Wake Forest at Georgia Tech  
Syracuse at Miami  
North Carolina at Virginia Tech

## FRIDAY, OCTOBER 27

Florida State at Boston College ESPN 8 p.m.

## SATURDAY, OCTOBER 28

NC State at Notre Dame NBC 3:30 p.m.  
Georgia Tech at Clemson  
Duke at Virginia Tech  
Louisville at Wake Forest  
Miami at North Carolina  
Virginia at Pittsburgh

## SATURDAY, NOVEMBER 4

Wake Forest at Notre Dame NBC 3:30 p.m.  
Clemson at NC State  
Syracuse at Florida State  
Georgia Tech at Virginia  
Virginia Tech at Miami

## THURSDAY, NOVEMBER 9

North Carolina at Pittsburgh ESPN 8 p.m.

## SATURDAY, NOVEMBER 11

Duke at Army West Point CBSN Noon  
NC State at Boston College  
Florida State at Clemson  
Virginia Tech at Georgia Tech  
Virginia at Louisville  
Notre Dame at Miami  
Wake Forest at Syracuse

## SATURDAY, NOVEMBER 18

Boston College vs. UConn CBSN 7 p.m.  
(Fenway Park/Boston)  
The Citadel at Clemson  
Georgia Tech at Duke  
Delaware State at Florida State  
Syracuse at Louisville  
Virginia at Miami  
Western Carolina at North Carolina  
NC State at Wake Forest  
Pittsburgh at Virginia Tech

## FRIDAY, NOVEMBER 24

Miami at Pittsburgh  
Virginia Tech at Virginia

## SATURDAY, NOVEMBER 25

Boston College at Syracuse  
Clemson at South Carolina  
Duke at Wake Forest  
Florida State at Florida  
Georgia at Georgia Tech  
Louisville at Kentucky  
North Carolina at NC State

## SATURDAY, DECEMBER 2

**2017 Dr. Pepper ACC Football Championship Game**  
8 p.m. on ABC or 7:45 p.m. on ESPN  
(Bank of America Stadium, Charlotte)

# BOWL SCHEDULE

Date	Time	Bowl	Stadium, Site	Matchup	TV
Sat., Dec. 16	1 p.m.	R+L Carriers New Orleans Bowl	Mercedes-Benz Superdome, New Orleans, La.	Sun Belt vs. C-USA	ESPN
	2:30 p.m.	AutoNation Cure Bowl	Camping World Stadium, Orlando, Fla.	American vs. Sun Belt	CBSN
	3:30 p.m.	Las Vegas Bowl	Sam Boyd Stadium, Las Vegas, Nev.	MWC vs. Pac-12	ABC
	4:30 p.m.	Gildan New Mexico Bowl	Dreamstyle Stadium, Albuquerque, N.M.	C-USA vs. MWC	ESPN
	8 p.m.	Raycom Media Camellia Bowl	Cramton Bowl, Montgomery, Ala.	MAC vs. Sun Belt	ESPN
Tue., Dec. 19	7 p.m.	Boca Raton Bowl	FAU Stadium, Boca Raton, Fla.	American vs. C-USA	ESPN
Wed. Dec. 20	8 p.m.	Frisco Bowl	Toyota Stadium, Frisco, Texas	American vs. Sun Belt	ESPN
Thur., Dec. 21	8 p.m.	St. Petersburg Bowl	Tropicana Field, St. Petersburg, Fla.	American vs. C-USA	ESPN
Fri., Dec. 22	12:30 p.m.	Bahamas Bowl	Thomas Robinson National Stadium, Nassau, Bahamas	C-USA vs. MAC	ESPN
	4 p.m.	Famous Idaho Potato Bowl	Albertsons Stadium, Boise, Idaho	MAC vs. MWC	ESPN
Sat., Dec. 23	Noon	Birmingham Bowl	Legion Field, Birmingham, Ala.	SEC vs. American	ESPN
	3:30 p.m.	Lockheed Martin Armed Forces Bowl	Amon G. Carter Stadium, Fort Worth, Texas	Army vs. Big Ten	ESPN
	7 p.m.	Dollar General Bowl	Ladd-Peebles Stadium, Mobile, Ala.	MAC vs. Sun Belt	ESPN
Sun., Dec. 24	8:30 p.m.	Hawai'i Bowl	Aloha Stadium, Honolulu, Hawai'i	American vs. MWC	ESPN
Tue., Dec. 26	TBD	Quick Lane Bowl	Ford Field, Detroit, Mich.	Big Ten vs. ACC/Notre Dame	ESPN
	TBD	Zaxby's Heart of Dallas Bowl	Cotton Bowl Stadium, Dallas, Texas	Big 12 vs. C-USA	ESPN
	TBD	Cactus Bowl	Chase Field, Phoenix, Ariz.	Big 12 vs. Pac-12	ESPN
Wed., Dec. 27	1:30 p.m.	Independence Bowl	Independence Stadium, Shreveport, La.	SEC vs. ACC/Notre Dame	ESPN
	5:15 p.m.	New Era Pinstripe Bowl	Yankee Stadium, Bronx, N.Y.	Big Ten vs. ACC/Notre Dame	ESPN
	9 p.m.	Texas Bowl	NRG Stadium, Houston, Texas	Big 12 vs. SEC	ESPN
Thur., Dec. 28	1:30 p.m.	Military Bowl Presented by Northrop Grumman	Navy-Marine Corps Stadium, Annapolis, Md.	American vs. ACC/Notre Dame	ESPN
	5:15 p.m.	Camping World Bowl	Camping World Stadium, Orlando, Fla.	Big 12 vs. ACC/Notre Dame	ESPN
	9 p.m.	Valero Alamo Bowl	Alamodome, San Antonio, Texas	Big 12 vs. Pac-12	ESPN
Fri., Dec. 29	1 p.m.	Belk Bowl	Bank of America Stadium, Charlotte, N.C.	SEC vs. ACC/Notre Dame	ESPN
	2 p.m.	Hyundai Sun Bowl	Sun Bowl Stadium, El Paso, Texas	Pac-12 vs. ACC/Notre Dame	CBS
	4:30 p.m.	Franklin American Mortgage Music City Bowl	Nissan Stadium, Nashville, Tenn.	SEC vs. Big 10 or ACC/Notre Dame	ESPN
	8:30 p.m.	Goodyear Cotton Bowl Classic	AT&T Stadium, Arlington, Texas	At-Large vs. At-Large	ESPN
Sat., Dec. 30	Noon	TaxSlayer Bowl	EverBank Field, Jacksonville, Fla.	SEC vs. Big Ten or ACC/Notre Dame	ESPN
	12:30 p.m.	AutoZone Liberty Bowl	Liberty Bowl, Memphis, Tenn.	Big 12 vs. SEC	ABC
	4 p.m.	PlayStation Fiesta Bowl	University of Phoenix Stadium, Glendale, Ariz.	At-Large vs. At-Large	ESPN
	8 p.m.	Capital One Orange Bowl	Hard Rock Stadium, Miami Gardens, Fla.	ACC/Notre Dame/Big Ten/SEC	ESPN
	TBD	NOVA Home Loans Arizona Bowl	Arizona Stadium, Tucson, Ariz.	MWC vs. Sun Belt	CBSN
Mon., Jan. 1	Noon	Outback Bowl	Raymond James Stadium, Tampa, Fla.	Big Ten vs. SEC	ESPN2
	12:30 p.m.	Chick-fil-A Peach Bowl	Mercedes-Benz Stadium, Atlanta, Ga.	At-Large vs. At-Large	ESPN
	1 p.m.	Citrus Bowl	Camping World Stadium, Orlando, Fla.	SEC vs. ACC/Notre Dame	ABC
	5 p.m.	CFP Semifinal at the Rose Bowl Game Presented by Northwestern Mutual	Rose Bowl, Pasadena, Calif.	National Semifinal	ESPN
	8:45 p.m.	CFP Semifinal at the Allstate Sugar Bowl	Mercedes-Benz Superdome, New Orleans, La.	National Semifinal	ESPN
Mon., Jan. 8	8 p.m.	CFP National Championship	Mercedes-Benz Stadium, Atlanta, Ga.	National Championship	ESPN



# MEDIA INFORMATION

## ACC COACHES TELECONFERENCE

The ACC holds a teleconference for the media every Wednesday from 10:30 a.m. to 1 p.m. throughout the season. The first session is Aug. 30 and the last is Nov. 21. The final teleconference (Nov. 21) will be held on Tuesday of Thanksgiving week.

Every coach has 10 minutes to make an opening statement and answer questions. Notre Dame's Brian Kelly is available the weeks the Fighting Irish play ACC teams. The Teleconference will be live streamed on theACC.com and transcripts and audio archives will be available after the conclusion of the call.

Time	Head Coach, Team
10:20 a.m.	Brian Kelly, Notre Dame (Only on Sept. 13, Oct. 4, Oct. 25, Nov. 1, Nov. 8)
10:30 p.m.	Bronco Mendenhall, Virginia
10:40 a.m.	Dabo Swinney, Clemson
10:50 a.m.	Jimbo Fisher, Florida State
11:00 a.m.	Bobby Petrino, Louisville
11:10 a.m.	Dino Babers, Syracuse
11:30 a.m.	Paul Johnson, Georgia Tech
11:40 a.m.	Larry Fedora, North Carolina
11:50 a.m.	Justin Fuente, Virginia Tech
12:00 p.m.	Dave Clawson, Wake Forest
12:10 p.m.	Pat Narduzzi, Pitt
12:20 p.m.	Steve Addazio, Boston College
12:30 p.m.	David Cutcliffe, Duke
12:40 p.m.	Dave Doeren, NC State
12:50 p.m.	Mark Richt, Miami

## ACC HIGHLIGHT FEED

Starting Wednesday, September 2 and running consecutively through Wednesday, November 24, the ACC provides a 90-minute press conference/highlight feed for the media that cover the ACC. The weekly feed is posted to the conference FTP site. To access the site, contact **Scott McBurney** at the ACC office at 336-854-8787.

## ACC MEDIA RELATIONS CONTACT INFORMATION

**Primary Contact:**.....Kevin Best (kbest@theacc.org)  
**Phone:**.....336-851-6062  
**Office Address:**.....P.O. Drawer ACC; Greensboro, N.C. 27417  
**Shipping Address:**...4512 Weybridge Lane; Greensboro, N.C. 27407  
**Website:**.....TheACC.com

## CLEMSON ATHLETIC COMMUNICATIONS CONTACT INFORMATION

**Phone:**.....864-656-1926  
**Press Box Phone Number:**.....864-654-3326  
**Office Address:**.....P.O. Box 31; Clemson, S.C. 29633  
**Shipping Address:**.....Jervey Athletic Center;  
.....100 Perimeter Road; Clemson, S.C. 29633

## MEDIA CREDENTIALS

Arrangements for media credentials for Clemson's seven home football games in 2017 must be made through the Clemson Athletic Communications Office.

Requests by accredited media members should be made through the SportsSystems online credentialing system. Please contact **Sam Blackman** or any member of the athletic communications team for more information.

Priority for the issuance of credentials will be given to national publications, daily newspapers, radio stations, television stations and online outlets which cover Clemson football or our opponent on a regular basis. Due to space limitations, credential quantities may be limited to a number lower than the total requested. Should demand exceed supply, student publications, radio stations and websites that do not regularly cover Clemson or our opponent, may be limited to one working media credential and/or one sideline photo pass. Weekly publications, non-broadcasting radio representatives and other online-only outlets may not be granted credentials.

Other credential requests will be filled on a space-available basis. Non-working spouses, dates, relatives, non-workers and anyone 16 years of age or younger are not permitted in the press box. Media credentials must be requested at least 72 hours prior to the game.

Media credential holders in the press box who are not actively covering the game, or credential wearers on the sideline who are not on assignment, will be asked to leave those respective areas. Press box or sideline security will be contacted should the credential wearer not comply. Credentials used in an unauthorized manner will be revoked immediately, and news organizations who allow credentials to fall into improper hands will have the credentials revoked for the remainder of the year or the succeeding year, at the university's discretion.

## MEDIA PARKING

A limited number of season and individual-game parking spaces reserved for the media are available. Requests for media parking passes should be specified with credential requests. Due to space limitations, not all requests will be fulfilled.

Additionally, no motorhomes, campers or oversized vehicles will be permitted in media parking. Parking pass requests for satellite trucks should be made at least one week in advance.

## MEDIA SERVICES

Visit the official Web site of Clemson Athletics at [ClemsonTigers.com](http://ClemsonTigers.com). The site provides updated statistics, game notes and other pertinent football information to visitors, as well as live statistics and audio links for all of Clemson's football games.

An abbreviated transcription of **Dabo Swinney's** Tuesday press conference each week is available, and the site carries the Tuesday press conference live for media members who cannot attend in person.

## MEDIA WILL-CALL

Media will call window will continue to be operated on game days outside of Gate 16 at Memorial Stadium (south side of stadium) for the distribution of credentials which have not been mailed. Proper ID will be required.

## PHOTOGRAPHERS AND VIDEOGRAPHERS

Clemson follows the guidelines established by the NCAA Communications Committee and the ACC regarding sideline control to insure the sideline is a working media area.

The following guidelines are adhered to:

- 1) Each photographer is required to wear a photo vest.
- 2) Photo vests must be secured at the photographer's credential pickup at the entrance to the press box. Both the credential and the photo vest must be worn on the field.
- 3) Prior to kickoff while recruits are present, photographers are not allowed south of the goalpost in the west endzone nor west of the south sideline 50-yard line.
- 4) After kickoff, no photographers are permitted in the bench area nor on the playing field.
- 5) Photo assistants or others holding a "sideline" pass must remain out of the photo area immediately adjacent to the playing field. This will insure that photographers/videographers have the appropriate working area.
- 6) Tripods are not permitted on the sidelines.
- 7) The areas behind the team benches are considered bench areas and are to be used only for the passage between the north and south sidelines. This area may not be used as a photo zone.

## PRESS BOX

The Bob Bradley Press Box is located on the first floor on the south side of Memorial Stadium. All radio and TV booths, in addition to the press area, are now on the same level. Photographers are encouraged to use the space available at field level, adjacent to the entrance of the Clemson locker room in the WestZone.

## WEEKLY PRESS CONFERENCE

**Dabo Swinney's** weekly press conference is Tuesdays. The first is Aug. 29 at 11 a.m. in the Reeves Football Operations Complex. The media interviews **Swinney** from 11 a.m. to approximately 11:45 a.m. Players are available after **Swinney's** press conference, depending on class schedules. Contact **Tim Bourret** for player requests by Sunday at 4 p.m.

Player interviews are Monday (9:30 a.m. to 1 p.m.) in the Reeves Complex and Tuesday at the press conference. We attempt to get all player interviews completed by the end of the day on Tuesday.

## ATHLETIC COMMUNICATIONS STAFF



**JOE GALBRAITH**

Assistant AD, Director  
Email - joegalb@clemson.edu



**TIM BOURRET**

Director of Football Communications  
Email - btimoth@clemson.edu



**JONATHAN GANTT**

Director, New & Creative Media  
Email - jdgant@clemson.edu



**SAM BLACKMAN**

Senior Associate ACD  
Email - blackmj@clemson.edu



**BRIAN HENNESSY**

Senior Associate ACD  
Email - bhennes@clemson.edu



**LIBBY KEHN**

Associate ACD  
Email - elizabk@clemson.edu



**JEFF KALLIN**

Assistant Director, New & Creative Media  
Email - kallin@clemson.edu



**NIK CONKLIN**

Coordinator of Digital Content  
Email - nconkli@clemson.edu



**D.J. GORDON**

Coordinator of Creative Services  
Email - pg@clemson.edu



# P.A.W. JOURNEY



It doesn't take long for a visitor to the new Reeves Operations Center to see the importance of the P.A.W. Journey in the Clemson football program. The entrance to the facility is right off the front lobby of Clemson's state-of-the-art football complex.

The P.A.W. Journey cultivates leadership in student-athletes through personal growth, life skills and professional development to prepare the student-athletes for life after Clemson. The journey prepares each young man to be the example by sustaining a lifestyle of winning.

P.A.W. stands for Passionate About Winning. It is a concept developed by Head Coach Dabo Swinney and former Clemson All-American Jeff Davis that consists of three main components.

- Striped, which focuses on personal growth
- C.U. in Life, which focuses on life skills and community service
- 5th Quarter, which focuses on career and professional development

Davis has had a positive impact on the Clemson program for many years, but especially since 2008 when he was one of Swinney's first hires. He is the leader of the Striped aspect of the program.

Jessie Carroll, who previously served as Clemson's recruiting operations coordinator, now leads the C.U. In Life aspect. Allison Waymyers, who was hired in July to be Clemson's director of career and professional development, leads the 5th Quarter.

Reggie Pleasant, a life coach and spiritual adviser for the team, also has an office in the P.A.W. Journey area, though his services are paid for by the Fellowship of Christian Athletes.

Davis' goal is to see the Clemson student-athletes mature as people during their time at Clemson and set a standard for the next group of Tigers.

"How I communicate, how I treat people, how I impact my community, all those things are important and so for our young men, I want them to understand those things," Davis said. "I want them to understand that they need to be independent thinkers. I need them to understand that they need to be able to stand on their own two feet."

"P.A.W. Journey is an opportunity for us to teach many of those attributes, many of those life skills so that they can not only represent themselves, but they can also represent this university in a great manner."

In addition to teaching life skills and arranging community service opportunities for the team, Carroll also oversees the Tigerhood program, which gives players the option of being paired with a personal, professional or spiritual mentor.

Waymyers directs the 5th Quarter program that prepares the football student-athletes for life after football. She helps put players on post-football career paths by doing things such as coordinating internships and meetings with executives and helping players put together resumes and LinkedIn pages.

"The really impactful part of my job, really what makes my day, is helping them understand that the skills that they have on the field can transfer off the field," Waymyers said.

"A lot of schools, they just want to push football 24/7, and your finish line is the NFL. Here in P.A.W. Journey, we're teaching them that their finish line is literally the rest of your life ... so after you retire (from football), then what?"

In addition to helping players choose post-football careers for themselves, Waymyers works with employers to show them benefits of hiring football players, which she said has opened up job opportunities for players.

Davis, Carroll and Waymyers agree the objective of P.A.W. Journey is to help Clemson football players become leaders in everything they do. Carroll says the P.A.W. Journey team strives to take a different approach than coaches would when working with the football players.

"The biggest thing we wanted was to be different than what they get on the other side of the building," Carroll said. "We want to be different than the mindset of you're a guy in a jersey. We want to look at them as a man."

"Coach Swinney is the reason we have this program," Carroll said. "If we did not have a coach like him, P.A.W. Journey would not exist at all."

Between carving out space for it in the new football complex and hiring full-time staff members to be a part of it, Clemson has made a significant investment in P.A.W. Journey.

Dan Hope contributed to this article.



# MEET THE COACHES







# HEAD COACH DABO SWINNEY

**15<sup>th</sup> season at Clemson**  
**9<sup>th</sup> full season as Head Coach**  
**Alabama '93**

There is a strong coaching heritage over the 121 years of Clemson football that dates to the early 1900s, when John Heisman led the program. Jess Neely, Frank Howard and Danny Ford continued the winning and joined Heisman in the College Football Hall of Fame.

Dabo Swinney has been at Clemson for just nine years as head coach, but he cemented himself as a coaching legend when he led the Tigers to the 2016 National Championship, the second in school history (1981).

Swinney's team defeated the top two teams according to the national polls in consecutive games. Clemson shut out Ohio State 31-0 in the Fiesta Bowl, the first shutout suffered by head coach Urban Meyer in his career, and the first for Ohio State since 1993. Then, the Tigers earned a rematch with No. 1 Alabama, and for the first time in school history, took down the top-ranked team in a second epic battle with the Crimson Tide. Deshaun Watson's touchdown pass to Hunter Renfrow with one second left gave Clemson a 35-31 victory in Tampa, Fla. Swinney won the Bear Bryant Award as the national coach of the year for the second consecutive season.

With a preseason No. 2 national ranking, Clemson lived up to the hype after compiling a 14-1 record and earning a spot in the College Football Playoff a second straight year. Along the way, Clemson knocked off five top-25 foes, including third-ranked Louisville on Oct. 1. The Tigers exorcised several road demons, winning at historically tough places such as Auburn, Georgia Tech and Florida State during the 2016 campaign.

He coached Watson to a pair of record-setting seasons. The two-time Heisman Trophy finalist became the

first player in FBS history to pass for at least 4,000 yards and rush for at least 1,000 yards in a season in 2015, and followed by setting an ACC record with 41 passing touchdowns in 2016.

Watson was named the ACC Player-of-the-Year in 2015 and Most Valuable Player of the ACC Championship Game in both 2015 and 2016. He won the Davey O'Brien and Manning Awards in back to back seasons, and was named Most Valuable Player of Clemson's Fiesta Bowl and National Championship wins as well. Watson won the 2016 Johnny Unitas and Bobby Bowden awards as well.

Over the past six seasons, Clemson has compiled a 70-13 record, the most wins in a six-year period in school history. Forty-four of the victories have come against ACC teams. The 2016 seniors finished their careers with a school-record 49 wins.

Clemson was in the top 10 of APR scores and the final top 25 of the AP and USA Today polls from 2011-15, the only FBS program that could make that claim.

In nine years (eight full seasons) as the Tigers' head coach, Swinney has directed Clemson to a 89-28 overall record (.761) — best by a coach in school history — and a 54-15 ACC regular-season mark (.783). He has also led the Tigers to the ACC Championship game four times, won three ACC titles, won or shared five ACC Atlantic Division titles, and won seven bowl games (five against top-10 teams). His teams have compiled 20 wins over ranked teams in his head-coaching career, including 12 over top-10 teams. He has recorded 11 wins over SEC teams, more than any other non-SEC coach since he took over in 2008.

Swinney guided Clemson to the No. 1 national

## THE SWINNEY FILE

### PLAYING EXPERIENCE

Lettered three years at Alabama (1990-92); also a member of the 1989 team ... member of the 1992 National Championship team ... Academic All-SEC and SEC Scholar-Athlete Honor Roll member in 1990,92.

### BOWL PARTICIPATION AS A PLAYER

1990 Sugar Bowl ... 1991 Blockbuster Bowl ... 1991 Fiesta Bowl ... 1993 Sugar Bowl.

### EDUCATION

B.S. degree in commerce & business administration from Alabama in 1993 ... master of business administration from Alabama in 1995.

### COACHING EXPERIENCE

Graduate assistant coach at Alabama (1993-95) ... wide receivers/tight ends at Alabama (1996) ... tight ends at Alabama (1997) ... wide receivers at Alabama (1998-00) ... wide receivers at Clemson (2003-06) ... assistant head coach/wide receivers at Clemson (2007 - Oct. 13, 2008) ... interim head coach/offensive coordinator at Clemson (Oct. 13 - Dec. 1, 2008) ... head coach at Clemson (2009-16).

### BOWL SEASONS AS AN ASSISTANT COACH

1994 Gator Bowl ... 1995 Citrus Bowl ... 1997 Outback Bowl ... 1998 Music City Bowl ... 2000 Orange Bowl ... 2004 Peach Bowl ... 2005 Champs Sports Bowl ... 2006 Music City Bowl ... 2007 Chick-fil-A Bowl.

### BOWL SEASONS AS A HEAD COACH

2009 Gator Bowl ... 2009 Music City Bowl ... 2010 Meineke Car Care Bowl ... 2012 Orange Bowl ... 2012 Chick-fil-A Bowl ... 2014 Orange Bowl ... 2014 Russell Athletic Bowl ... 2015 Orange Bowl ... 2015 CFP National Championship ... 2016 Fiesta Bowl ... 2016 CFP National Championship

### HEAD COACHING RECORD

89-28 (.761) in nine seasons (eight full seasons) at Clemson ... 54-15 (.783) in ACC regular-season games at Clemson ... 3-1 (.750) in ACC Championship games at Clemson ... 7-4 (.636) in bowl games at Clemson.

### PERSONAL DATA

Born Nov. 20, 1969 in Birmingham, Ala. ... married to the former Kathleen Bassett ... the couple has three sons (Will, Drew, Clay).

ranking in every College Football Playoff poll in 2015, and led the Tigers to their first National Championship Game appearance under the new format after his team defeated Oklahoma 37-17 in the Capital One Orange Bowl on December 31. The Tigers led Alabama in the fourth quarter of the championship game, but came up just short, 45-40, in an epic game in Glendale, Ariz.

Following the team's 14-1 record and No. 2 final ranking, he was the recipient of 10 National and two ACC Coach-of-the-Year honors. The win over Oklahoma made him just the second coach in college football history (joining Alabama's Bear Bryant) to beat the Sooners in two different bowl games. The Tigers defeated four teams that finished the season in the top 15 of both polls, Oklahoma, Notre Dame, North Carolina and Florida State.

In 2015, a record 17 players were named to one of three All-ACC teams, including all five starting offensive linemen for the first time in school history. In 2016, 15 players were honored, including three first-team offensive line selections (also a school first).

The 2012, 2013 and 2014 seasons were also noteworthy, with three top-15 final rankings in the polls. Clemson joined Alabama, Florida State, Ohio State and Oregon as the only schools in the nation to make that claim. Each of Clemson's teams from 2011-16 also won 10+ games, the first time the program has done it six straight seasons. Only Alabama has duplicated the feat.

In 2014, Clemson overcame a slew of season-ending injuries and a difficult road schedule to register a 10-3 overall record and 6-2 mark in ACC regular-season games. Evidence of the mass injuries was shown by the fact that 48 different Tigers started at least one game among the 24 regular positions.

The Tigers finished the 2014 season ranked No. 15



# HEAD COACH DABO SWINNEY

in both the AP and coaches polls and was No. 17 in the final College Football Playoff ranking. The top-15 ranking marked the fourth straight year Clemson finished ranked in the polls under Swinney, who was named 2014 Grant Teaff National Coach-of-the-Year by FCA. He was also a finalist for the 2014 Bobby Dodd National Coach-of-the-Year Award, and won the Gene Stallings Award. Swinney's Tigers joined Alabama, Florida State and Oregon as the only schools in the nation ranked in the top 25 of the final polls each season from 2011-14.

Losses at No. 12 Georgia and No. 1 Florida State within Clemson's first three games of the 2014 season saw the Tigers in contention in the fourth quarter in both, including an overtime loss to the Seminoles. But Clemson rebounded and won its next six games, all against ACC foes.

With the 2014 Russell Athletic Bowl win over Oklahoma and Head Coach Bob Stoops by a score of 40-6, Swinney became the first and only coach in history to win three bowl games in consecutive seasons over teams whose head coaches had previously won the national title. He has now done it five years in a row.

Defense was the key to success for the 2014 Tigers, as they led in the nation in total defense, pass efficiency defense, first downs allowed, third-down conversion percentage defense and tackles for loss along with being in the top five in many other defensive categories.

Defensive end Vic Beasley was named ACC Defensive Player-of-the-Year and was a finalist for multiple national awards and a first-team All-American thanks to his 21.5 tackles for loss and 12 sacks. Beasley was a Pro Bowl selection in 2016 after leading the NFL in sacks over the regular season, while helping the Atlanta Falcons to their second Super Bowl appearance along with fellow 2013 graduate Grady Jarrett.

Clemson's young 2014 offense was set back with the injury to first-year freshman quarterback Watson, who suffered injuries that forced him to miss more than half the season. He still had 14 passing touchdowns against only two interceptions and a 188.6 passing efficiency, one of the best figures in the country.

The Tigers' top pass catcher (Artavis Scott) and rusher (Wayne Gallman) were also freshmen. Scott had 76 receptions for 965 yards and eight touchdowns, while Gallman had 769 rushing yards and four touchdowns.

Clemson capped off the 2013 season with a thrilling 40-35 victory over No. 6 Ohio State in the Orange Bowl. Clemson had an 11-2 record after finishing 7-1 in ACC regular-season games for the second year in a row. It marked Clemson's first back-to-back 11-win seasons in school history. The Tigers had a 4-0 record in ACC road games, the first time that happened since 1995.

The Tigers were No. 12 in the final BCS standings. It was the third straight year Clemson finished in the top 15 of the BCS standings, one of only six schools that could make that claim. Clemson, who was ranked No. 7 in the final USA Today poll and No. 8 in the final AP poll, was also one of only five programs ranked in the top 20 of every BCS standing from 2011 to 2013.

For the fourth time in his first five full seasons as head coach, Swinney was a finalist for the Liberty Mutual National Coach-of-the-Year Award in 2013. Swinney was also one of 16 semifinalists for national coach-of-the-year by the Maxwell Football Club Collegiate Coach-of-the-Year Award for the second year in a row.

The Clemson offense continued to put up record-setting numbers in 2013, as it averaged 40.2 points and 507.7 yards per game. The Tiger defense also finished in the top 25 in the nation in scoring defense, total defense and turnovers forced. Clemson joined Florida State as the only schools in the nation to finish in the top 25 in the nation in scoring offense, scoring defense, total offense and total defense.

Tajh Boyd broke almost every Clemson career record for quarterbacks thanks in part to 2013, when he completed 68.5 percent of his passes for 3,851 yards and 34 touchdowns. He also added a team-high 10 rushing touchdowns. Boyd's 107 career passing touchdowns and 133 total touchdowns were ACC records as well.

Sammy Watkins was a finalist for the Biletnikoff Award and was a first-team All-American, as he had 101 receptions for 1,464 yards and 12 touchdowns. He established Tiger career records for receptions, re-

ceiving yards and tied the receiving touchdowns mark as well.

The 2012 season (11-2) was a groundbreaking year for Swinney's Tigers when looking at the overall consistency of the program. The seven conference wins in the regular season were then a school record, while Clemson was co-champion of the ACC Atlantic Division.

With Clemson's thrilling 25-24 win over No. 7 Louisiana State in the 2012 Chick-fil-A Bowl, the Tigers finished the season ranked No. 9 in the USA Today poll. It was Clemson's first top-10 finish in one of the two major polls since 1990. Clemson also reached the 11-win mark for the first time since its 1981 National Championship season. The Tigers finished No. 14 in the final BCS standings as well.

The 2012 campaign featured a record-setting offense. Clemson had six of the 11 offensive players on the All-ACC first team chosen by the media and set over 80 Tiger team and individual records.

Leading the way was Boyd, the ACC Player-of-the-Year. The quarterback joined center Dalton Freeman as first-team All-Americans by AFCA, just the third time since 1945 that the AFCA first-team All-America quarterback and center were from the same school.

Boyd's favorite wide receiver, DeAndre Hopkins, had 18 receiving touchdowns, second-most in the nation, and was a second-team All-American. He was a big reason Clemson scored a then school-record 533 points.

Swinney was a finalist for the 2012 Liberty Mutual National Coach-of-the-Year Award for the third time. He was also one of 16 semifinalists for national coach-of-the-year by the Maxwell Football Club Collegiate Coach-of-the-Year Award.

Swinney's 2011 squad, which ended the season ranked No. 22 in the nation, captured Clemson's first ACC title since 1991 when it beat No. 3 Virginia Tech 38-10 in the ACC Championship game in Charlotte, N.C. It tied for the highest-ranked team the Tigers defeated in history. The win, the Tigers' second over the Hokies in 2011, gave Clemson its first 10-win season since 1990.

The Tigers jumped out to an 8-0 record and a No. 6 national ranking after being unranked in the preseason. Games 3-5 marked a tough stretch, as Clemson hosted No. 19 Auburn, who entered with a national-best 17-game winning streak, and No. 11 Florida State along with a road game at No. 10 Virginia Tech. The Tigers were victorious in all three contests by scores of 38-24, 35-30 and 23-3, respectively, marking the first time in history that an ACC team won three consecutive games over top-25 ranked (AP) teams. Clemson also held Virginia Tech without a touchdown for the first time in a game at Blacksburg since 1995.



## SWINNEY'S COACHING RECORD

Year	School	Position(s)	W-L	Bowl
1993	Alabama	GA	9-3-1	Gator
1994	Alabama	GA	12-1	Citrus
1995	Alabama	GA	8-3	
1996	Alabama	WR, TE	10-3	Outback
1997	Alabama	TE	4-7	
1998	Alabama	WR	7-5	Music City
1999	Alabama	WR	10-3	Orange
2000	Alabama	WR	3-8	
2003	Clemson	WR	9-4	Peach
2004	Clemson	WR	6-5	
2005	Clemson	WR	8-4	Champs Sports
2006	Clemson	WR	8-5	Music City
2007	Clemson	AHC, WR	9-4	Chick-fil-A
2008	Clemson	AHC, WR	3-3	
	Clemson	IHC	4-2	
	Clemson	HC	0-1	Gator
2009	Clemson	HC	9-5	Music City
2010	Clemson	HC	6-7	Meineke Car Care
2011	Clemson	HC	10-4	Orange
2012	Clemson	HC	11-2	Chick-fil-A
2013	Clemson	HC	11-2	Orange
2014	Clemson	HC	10-3	Russell Athletic
2015	Clemson	HC	14-1	Orange
				National Championship Game
2016	Clemson	HC	14-1	Fiesta
				National Championship Game

Years as a college coach: .....22  
 Winning seasons: .....19  
 Bowl seasons: .....18  
 Record as an assistant coach: ..... 106-58-1 (.645)  
 Record as a head coach: ..... 89-28 (.761)  
 Record at Clemson: ..... 132-53 (.714)

For his efforts, Swinney was named Bobby Dodd National Coach-of-the-Year in 2011 to become the first Tiger head coach to win a national coach-of-the-year award since 1981, when Danny Ford directed Clemson to the national title.

Swinney, who was also one of five finalists for the Eddie Robinson National Coach-of-the-Year Award, one of 10 finalists for the Bear Bryant National Coach-of-the-Year Award, one of 10 finalists for the Liberty Mutual Coach-of-the-Year Award and received the Regional AFCA Coach-of-the-Year Award in 2011, led the Tigers to their first Orange Bowl berth since 1981 with the help of five First-Team All-ACC players.

Dwayne Allen received the John Mackey Award as the nation's top tight end and totaled 50 receptions for 598 yards and eight touchdowns. Andre Branch, a finalist for the Hendricks Award, had an ACC-high 17 tackles for loss and an ACC-high 10.5 sacks, including tying school-records for tackles for loss (6) and sacks (4) in Clemson's win at No. 10 Virginia Tech. Freeman was a finalist for the Rimington Trophy as well.

Watkins was one of the most dynamic freshmen in the nation. The ACC Rookie-of-the-Year totaled 82 receptions for 1,219 yards and 12 touchdowns along with a 25.0-yard average and one touchdown on kickoff returns despite missing one game due to injury. Watkins teamed up with Andre Ellington to give Clemson a 1,000-yard receiver and 1,000-yard rusher, as Ellington had 1,178 rushing yards and 11 rushing touchdowns. Watkins was also an AP First-Team All-American, the fourth in college football history as a first-year freshman, non-kicker.

Swinney became just the second Tiger coach to lead Clemson's program into a bowl game in his first two full years as head coach, joining his predecessor, Tommy Bowden. The 2010 schedule was one of the most challenging in school history, as nine bowl teams were on the regular-season slate and two of the four non-conference opponents were ranked in the top 25, just the second time in 21 years the Tigers faced two top-25 non-conference opponents in the regular season.

The 2010 season included wins over bowl teams Georgia Tech, Maryland and NC State. NC State was ranked No. 23 in the nation and was leading the ACC in scoring. But the defense held NC State and Russell Wilson to just one touchdown and 13 points. The team excelled defensively in 2010 and was 13th in the nation in scoring defense and in the top 25 in both total



# HEAD COACH DABO SWINNEY



## MISCELLANEOUS RECORDS UNDER SWINNEY

Clemson's Record When...	2008	2009	2010	2011	2012	2013	2014	2015	2016	Totals
Playing all games	4-3	9-5	6-7	10-4	11-2	11-2	10-3	14-1	14-1	89-28
Scoring first	4-2	6-4	5-5	7-3	8-2	10-0	7-2	9-0	9-0	65-18
Leading at end of first quarter	4-0	5-2	5-3	5-2	6-2	8-0	6-0	9-1	10-0	58-10
Tied at end of first quarter	0-2	3-0	0-1	2-0	1-0	2-1	2-0	2-0	3-1	15-5
Trailing at end of first quarter	0-1	1-3	1-3	3-2	4-0	1-1	2-3	3-0	1-0	15-13
Leading at halftime	4-1	8-1	6-2	5-0	10-2	8-0	8-1	12-0	13-1	74-8
Tied at halftime	0-0	0-0	0-0	3-0	0-0	1-0	1-1	0-1	0-0	5-2
Trailing at halftime	0-2	1-4	0-5	2-4	1-0	2-2	1-1	2-0	1-0	10-18
Leading at end of third quarter	4-1	7-1	5-1	8-0	9-0	10-0	10-0	13-1	12-1	78-5
Tied at end of third quarter	0-0	1-0	0-0	0-0	1-0	0-1	0-1	1-0	0-0	3-2
Trailing at end of third quarter	0-2	1-4	1-6	2-4	1-2	1-1	0-2	0-0	2-1	8-22
Tied at end of fourth quarter	0-0	1-0	0-1	0-0	0-0	0-0	0-1	0-0	1-0	2-2
Totaling more total yards	4-0	8-0	3-3	10-0	10-0	10-1	9-1	13-1	13-1	80-7
Totaling more rushing yards	3-0	8-1	4-1	7-1	6-1	8-1	8-1	11-1	9-0	64-7
Totaling more passing yards	2-2	6-2	4-5	9-2	8-0	10-1	8-2	11-1	13-1	71-16
Totaling more first downs	2-0	5-1	3-3	9-0	10-0	9-0	10-0	13-1	13-1	74-6
Winning time of possession	4-1	3-0	4-3	5-0	6-0	2-0	7-1	11-0	10-1	52-6
Winning turnover margin	3-1	7-0	4-1	5-0	5-1	9-0	3-1	6-0	6-0	48-4
Tying turnover margin	0-1	2-2	0-3	3-0	3-0	2-0	5-1	2-0	3-0	20-7
Losing turnover margin	1-1	0-3	2-3	2-4	3-1	0-2	2-1	6-1	5-1	21-17
Rushing for 200+ yards	0-0	4-1	3-0	4-0	5-0	2-0	4-0	11-0	6-0	39-1
Having a 100+ yard rusher	0-0	2-2	3-3	4-1	3-0	4-1	4-0	9-0	5-0	34-7
Passing for 300+ yards	1-0	1-0	0-0	5-2	9-0	9-0	3-1	6-1	8-1	42-5
Playing August games	0-0	0-0	0-0	0-0	0-0	1-0	0-1	0-0	0-0	1-1
Playing September games	0-0	2-2	2-1	4-0	4-1	3-0	2-1	3-0	4-0	24-5
Playing October games	0-1	3-1	2-3	4-1	3-0	3-1	4-0	5-0	4-0	28-7
Playing November games	4-1	3-1	2-2	1-2	3-1	3-1	3-1	4-0	3-1	26-10
Playing December games	0-0	1-1	0-1	1-0	1-0	0-0	1-0	2-0	2-0	8-2
Playing January games	0-1	0-0	0-0	0-1	0-0	1-0	0-0	0-0	1-0	2-3

defense and passing defense.

C.J. Spiller was a unanimous first-team All-American in 2009 and Da'Quan Bowers duplicated the feat on the defense a year later. Bowers won the 2010 Nagurski Award as the nation's top defensive player and he received the Hendricks Award as the country's top defensive end. He was also a finalist for the Bednarik Award and Lombardi Award. He led the nation in sacks (15.5) and tied for the national lead in tackles for loss (26).

In 2009, Swinney's first full year as head coach, he led the Tigers to their first championship of the ACC's Atlantic Division. The Tigers came just six points short of winning their first ACC title in 18 years. Swinney was named ACC Coach-of-the-Year by Sporting News and was a finalist for the Liberty Mutual Coach-of-the-Year Award.

Swinney accumulated nine wins, second-most among FBS coaches in their first full year behind Oregon's Chip Kelly. The nine wins tied for fourth-most in ACC history for a first-year head coach. He also led the Tigers to their first bowl win since 2005 in the 21-13 victory over Kentucky in the Music City Bowl.

The Tigers reached the nine-win mark playing a schedule that included four games against top-15 opponents, just the second year in school history (1999 was the other) that Clemson played four games against teams ranked in the top 15 of the AP poll. The Tigers' three FBS non-conference opponents had a combined record of 29-10 in 2009. Clemson gave Rose Bowl-bound TCU one of its stiffest tests in a 14-10 Horned Frog victory on Sept. 26.

Swinney's first season included a six-game winning streak at midseason, a streak that saw the Tigers score 34+ points in every contest, a first in school history. During that stretch, the Tigers defeated No. 8 Miami (Fla.) on the road. The 40-37 overtime victory tied for the highest-ranked team Clemson has defeated on the road in history.

That was the second of six straight wins, the longest winning streak for the Clemson program in four years. The streak also included a 40-24 win over Florida State and Bobby Bowden, the Hall of Fame coach who is second in victories in FBS history. The winning streak brought Clemson to a No. 15 national ranking in the AP poll after the ACC Atlantic Division clinching victory over Virginia on Nov. 21.

The Tigers had success on offense, defense and special teams during the 2009 season. They were 28th in the nation and third in the ACC in scoring offense (31.1), while the defense was 20th in total defense (314.3) and seventh in pass defense (162.8). Clemson

tied for fifth in the country in interceptions (21) as well.

Clemson added a school-record six kick returns for touchdowns in 2009, four on kickoff returns and two on punt returns.

The main reason Clemson was so outstanding on special teams was the play of college football's most dynamic player (C.J. Spiller) in 2009. The Tiger running back was named MVP of the ACC in 2009 and was a Consensus All-American. He had five kick returns for touchdowns during the 2009 season, an all-time Clemson record, and established the NCAA record for kickoff returns for touchdowns in a career with seven. He was also the only FBS player to score at least one touchdown in every game in 2009.

Overall, the Tigers held down three positions on the All-ACC First-Team and five spots on the second team. Only Virginia Tech had more representatives.

In October 2008, Swinney was named Clemson interim head coach, replacing Bowden, who had been his position coach as a player at Alabama and was Clemson's head coach since 1999. He led the Tigers to a 4-2 record over the remainder of the 2008 regular season, including a win over South Carolina in the regular-season finale. That strong finish led to a Gator Bowl bid against Nebraska.

On Dec. 1, 2008, the interim tag was removed from the title by Athletic Director Dr. Terry Don Phillips and he was named the program's head coach. At the time, there had been 28 interim head coaches at the FBS level since 1970 and those coaches had combined for a record of 26-86-2. Only one of those 28 interim coaches posted a winning record, and that was Swinney. When he was hired as the head coach, Swinney became just the second interim coach to be elevated to the head coach position at the same school during that time period.

Swinney hit the ground running in his first week as interim head coach, as he prepared for a 5-1 Georgia Tech team. He had to reorganize his staff and regroup his team and Clemson Nation in just five days. While the Tigers lost by four points, he accomplished many goals in that first week through his outstanding leadership. One of the most impressive demonstrations of unity came during the team's "Tiger Walk."

Prior to the game against the Yellow Jackets, Swinney decided to have his team depart buses outside the Lot 5 parking lot near the WestZone at Memorial Stadium and experience the gameday atmosphere. Dressed in jackets and ties, the team was embraced by thousands of Tiger fans who stood 10 deep for the 200-yard march to the stadium. It was the centerpiece of his "All

In" theme during his first week as head coach. It is a tradition that has continued.

In his second week as head coach, an off-week, he invited the Clemson student body to a practice, and nearly 1,000 students showed up. He spoke to the group and actually allowed some students to participate during practice, as they were selected to attempt a field goal, punt against a live rush and field a punt. He also took the entire team to the Greenville Children's Hospital for a visit with young men and women fighting cancer.

He has continued his community involvement through his foundation. His foundation made the first contribution to the cancer fund established for former Boston College linebacker Mark Herzlich. Many schools followed his lead the remainder of the season.

The Liberty Mutual Coach-of-the-Year Award evaluates coaching performances in terms of coaching excellence, sportsmanship, integrity, academic excellence and community commitment. It is easy to see why Swinney was a national finalist for that award in his first full season as head coach in 2009, and again in 2011, 2012 and 2013.

The 1993 Alabama graduate joined the Clemson staff prior to the 2003 season. In his 14 years as an assistant or head coach, the Tigers have finished in the top 25 of the polls 10 times and have totaled 29 wins over top-25 teams, including victories over Florida State (7), Virginia Tech (3), Auburn (2), Miami (Fla.) (2), Ohio State (2), Oklahoma (2), Georgia (1), LSU (1), Tennessee (1) and Alabama (1) during his tenure in Tigertown. That includes 20 top-25 wins as a head coach.

Swinney coached his wide receiver position to a level of consistency that had not been seen previously at Clemson. He had a wideout finish first or second in the ACC in catches in five of his six years as an assistant coach. In his first year, he had three of the top-10 receivers in the ACC, a first in Tiger history. He has coached a First or Second-Team All-ACC wideout (Derrick Hamilton, Airese Currie, Chansi Stuckey, Aaron Kelly, Jacoby Ford, Watkins, Hopkins, Scott, Mike Williams) in 13 of his 14 seasons in Tigertown, also unprecedented at Clemson.

In 2004 and 2005, he coached the ACC reception champion (Currie (2004), Stuckey (2005)). It was the first time Clemson had two different players lead the ACC in receptions in consecutive years. In 2007, Kelly led the ACC in yards, giving Swinney an ACC receiving king three out of four years. Stuckey earned First-Team All-ACC honors in back-to-back years, a first for a Tiger

# HEAD COACH DABO SWINNEY

wide receiver in 25 years.

In 2007, Swinney coached Kelly, a First-Team All-ACC selection who led the league in receiving yards per game and touchdown catches (11). He also finished second in receptions per game with 88 catches.

The Alabama native has a reputation as one of the top recruiters in the nation. In 2006, he was listed as the No. 5 recruiter in the nation by Rivals. It marked the second straight year that he was lauded by the website as a top-25 national recruiter. He signed 38 players in his five recruiting seasons as an assistant coach and was a major reason Clemson's 2008 recruiting class was rated No. 2 in the nation by ESPN.com when he signed 11 players. He was named one of the top-25 recruiters in the nation by Rivals.com in 2007 as well.

When Swinney accepted the interim head coaching position on Oct. 13, 2008, he described his feelings as "bittersweet," because he was taking over for Bowden, who had been his first position coach at Alabama in 1989. He had also brought Swinney back to the coaching profession in 2003 and has had a profound effect on his life. Both had followed similar paths as players, as Bowden was a walk-on at West Virginia and Swinney was a walk-on at Alabama.

Swinney received a commerce & business administration degree from Alabama in 1993 after lettering three times (1990-92). A walk-on who went on to earn a scholarship, Swinney was a wide receiver on Alabama's 1992 National Championship team. He was also named Academic All-SEC along with being an SEC Scholar-Athlete Honor Roll member in 1990 and 1992.

Along with his appearance in the 1993 Sugar Bowl, his Alabama teams played in the 1990 Sugar Bowl, 1991 Fiesta Bowl and 1991 Blockbuster Bowl. Both Sugar Bowl appearances came after winning the SEC Championship game.

After his playing career, Swinney served as a gradu-

## MOST DRAFT PICKS (2010-17)

Rk	School	10	11	12	13	14	15	16	17	Total
1.	Alabama	7	5	8	9	8	7	7	10	61
2.	Louisiana State	6	6	5	9	8	4	5	8	51
3.	Florida	9	4	2	8	4	8	7	8	50
4.	Ohio State	4	5	4	3	6	5	12	7	46
5.	Florida State	3	3	4	11	7	11	2	4	45
6.	Clemson	5	6	4	4	5	5	9	6	44
7.	Oklahoma	7	4	7	5	4	6	4	4	41
8.	Southern California	7	9	3	4	3	6	4	5	41
9.	Miami (Fla.)	4	8	6	2	3	7	2	9	41
10.	Georgia	5	6	7	8	2	5	5	1	39

ate assistant from 1993-95 at Alabama, where he coached in the 1994 Gator Bowl and 1995 Citrus Bowl. In December 1995, he received a master's degree in business administration from Alabama.

He became a full-time assistant coach at Alabama in February 1996 under Head Coach Gene Stallings (now in the Hall of Fame) and coached a total of five seasons there on a full-time basis. Swinney was assigned to coach the Crimson Tide's wide receivers and tight ends in 1996, a season that saw Alabama win the SEC Western Division title and make an Outback Bowl appearance. The following year, he solely coached the tight ends under Head Coach Mike DuBose.

In 1998, he coached Alabama's wide receivers, a position he held for three seasons. At the end of the 1999 campaign, Swinney coached the Crimson Tide in the 2000 Orange Bowl after winning the SEC Championship game. Wide receiver Freddie Milons was the game MVP.

During his time at Alabama, Swinney was a part of six teams with 10+ wins, five top-10 finishes, one national title (1992), three SEC Championships (1989,92,99) and five SEC Western Division titles

(1992,93,94,96,99) as a player and coach.

Swinney married the former Kathleen Bassett in 1994. They have three sons, Will (17), Drew (15) and Clay (12). Will is enrolled as a freshman on the 2017 Clemson team.

## WINNINGEST ACTIVE FBS COACHES

(Min. 5 years as FBS Head Coach)

Rk	Coach, School	Years	W-L	Pct.
1.	Urban Meyer, Ohio State	15	165-29-0	.851
2.	Jimbo Fisher, Florida State	7	78-17	.821
3.	Chris Petersen, Washington	11	119-26	.821
4.	David Shaw, Stanford	6	64-17	.790
5.	Nick Saban, Alabama	21	205-61-1	.770
6.	Dabo Swinney, Clemson	9	89-28	.761
7.	Mark Richt, Miami	16	154-55	.737
8.	Gary Patterson, TCU	17	149-54	.734
9.	Brian Kelley, Notre Dame	27	230-88-2	.722
10.	Bobby Petrino, Louisville	12	109-43	.717

## MOST WINS BY FBS COACH FIRST 10 YEARS

Rk	Coach, School	Year	W-L	Pct
1.	Bob Stoops, Oklahoma	1999-08	109-24	.820
2.	Chris Petersen, Boise St, Wash.	2006-15	107-24	.817
3.	Urban Meyer, Bowling Gr, Utah, Fla.	2001-10	104-23	.819
4.	Paul Johnson, Ga. Southern, Navy	1997-06	99-35	.739
5.	Barry Switzer, Oklahoma	1973-82	98-17-3	.843
6.	Tom Osborne, Nebraska	1973-82	96-24-2	.795
	Mark Richt, Georgia	2001-10	96-34	.738
8.	Phillip Fulmer, Tennessee	1992-01	95-20	.826
9.	Lloyd Carr, Michigan	1995-04	95-28	.772

Dabo Swinney, Clemson 2008-17 89-28 .761  
(Swinney through 9 years, will join list in 2017)

## SWINNEY'S GAME-BY-GAME RESULTS

### 2008 (4-3, 3-2 ACC)

Date	Opponent (Rank)	W-L	Score
10-18	* Georgia Tech	L	17-21
11-1	* at Boston College	W	27-21
11-8	* at Florida State (24,24)	L	27-41
11-15	* Duke	W	31-7
11-22	* at Virginia	W	13-3
11-29	South Carolina	W	31-14
1-1	\$ Nebraska	L	21-26

\$ - Gator Bowl at Jacksonville, Fla.

### 2009 (9-5, 6-2 ACC)

Date	Opponent (Rank)	W-L	Score
9-5	Middle Tennessee	W	37-14
9-10	* at Georgia Tech (15,13)	L	27-30
9-19	* Boston College	W	25-7
9-26	TCU (15,14)	L	10-14
10-3	* at Maryland	L	21-24
10-17	* Wake Forest	W	38-3
10-24	* at Miami (Fla.) (8,9)	W	40-37
10-31	Coastal Carolina	W	49-3
11-7	* Florida State	W	40-24
11-14	* at NC State	W	43-23
11-21	* Virginia	W	34-21
11-28	* at South Carolina	L	17-34
12-5	# Georgia Tech (12,12)	L	34-39
12-27	\$ Kentucky	W	21-13

# - ACC Championship game at Tampa, Fla.;  
\$ - Music City Bowl at Nashville, Tenn.

### 2010 (6-7, 4-4 ACC)

Date	Opponent (Rank)	W-L	Score
9-4	North Texas	W	35-10
9-11	Presbyterian College	W	58-21
9-18	at Auburn (16,15)	L	24-27
10-2	* Miami (Fla.) (16,17)	L	21-30
10-9	* at North Carolina	L	16-21
10-16	* Maryland	W	31-7
10-23	* Georgia Tech	W	27-13
10-30	* at Boston College	L	10-16
11-6	* NC State (23,25)	W	14-13
11-13	* at Florida State	L	13-16
11-20	* at Wake Forest	W	30-10
11-27	South Carolina (18,17)	L	7-29
12-31	\$ South Florida	L	26-31

\$ - Meineke Car Care Bowl at Charlotte, N.C.

### 2011 (10-4, 6-2 ACC)

Date	Opponent (Rank)	W-L	Score
9-3	Troy	W	43-19
9-10	Wofford	W	35-27
9-17	Auburn (21,19)	W	38-24
9-24	* Florida State (11,14)	W	35-30
10-1	* at Virginia Tech (11,10)	W	23-3
10-8	* Boston College	W	36-14
10-15	* at Maryland	W	56-45
10-22	* North Carolina	W	59-38
10-29	* at Georgia Tech	L	17-31
11-12	* Wake Forest	W	31-28
11-19	* at NC State	L	13-37
11-26	* at South Carolina (14,13)	L	13-34
12-3	# Virginia Tech (5,3)	W	38-10
1-4	\$ West Virginia (23,22)	L	33-70

# - ACC Championship game at Charlotte, N.C.;  
\$ - Orange Bowl at Miami Gardens, Fla.

### 2012 (11-2, 7-1 ACC)

Date	Opponent (Rank)	W-L	Score
9-1	% Auburn (NR,25)	W	26-19
9-8	Ball State	W	52-27
9-15	Furman	W	41-7
9-22	* at Florida State (4,4)	L	37-49
9-29	* at Boston College	W	45-31
10-6	* Georgia Tech	W	47-31
10-20	* Virginia Tech	W	38-17
10-25	* at Wake Forest	W	42-13
11-3	* at Duke	W	56-20
11-10	* Maryland	W	45-10
11-17	* NC State	W	62-48
11-24	South Carolina (13,12)	L	17-27
12-31	\$ Louisiana State (9,7)	W	25-24

% - Atlanta, Ga.; \$ - Chick-fil-A Bowl at Atlanta, Ga.

### 2013 (11-2, 7-1 ACC)

Date	Opponent (Rank)	W-L	Score
8-31	Georgia (5,5)	W	38-35
9-7	SC State	W	52-13
9-19	* at NC State	W	26-14
9-28	* Wake Forest	W	56-7
10-5	* at Syracuse	W	49-14
10-12	* Boston College	W	24-14

10-19	* Florida State (5,5)	L	14-51
10-26	* at Maryland	W	40-27
11-2	* at Virginia	W	59-10
11-14	* Georgia Tech	W	55-31
11-23	The Citadel	W	52-6
11-30	* at South Carolina (10,9)	L	17-31
1-3	\$ Ohio State (7,6)	W	40-35

\$ - Orange Bowl at Miami Gardens, Fla.

### 2014 (10-3, 6-2 ACC)

Date	Opponent (Rank)	W-L	Score
8-31	* at Georgia (12,12)	L	21-45
9-6	SC State	W	73-7
9-20	* at Florida State (1,1)	L	17-23
9-27	* North Carolina	W	50-35
10-4	* NC State	W	41-0
10-11	* Louisville	W	23-17
10-18	* at Boston College	W	17-13
10-25	* Syracuse	W	16-6
11-6	* at Wake Forest	W	34-20
11-15	* at Georgia Tech (24,23)	L	6-28
11-22	Georgia State	W	28-0
11-29	South Carolina	W	35-17
12-29	\$ Oklahoma (NR,24)	W	40-6

\$ - Russell Athletic Bowl at Orlando, Fla.

### 2015 (14-1, 8-0 ACC)

Date	Opponent (Rank)	W-L	Score
9-5	Wofford	W	49-10
9-12	Appalachian State	W	41-10
9-17	* at Louisville	W	20-17
10-3	Notre Dame (6,7)	W	24-22
10-10	* Georgia Tech	W	43-24
10-17	* Boston College	W	34-17
10-24	* at Miami (Fla.)	W	58-0
10-31	* at NC State	W	56-41
11-7	* Florida State (17,15)	W	23-13
11-14	* at Syracuse	W	37-27
11-21	* Wake Forest	W	33-13
11-28	* at South Carolina	W	37-32
12-5	# North Carolina (8,8)	W	45-37
12-31	\$ Oklahoma (4,3)	W	37-17
1-11	! Alabama (2,2)	L	40-45

# - ACC Championship Game at Charlotte, N.C.;  
\$ - Orange Bowl at Miami Gardens, Fla.; ! - National Championship Game at Glendale, Ariz.

### 2016 (14-1, 7-1 ACC)

Date	Opponent (Rank)	W-L	Score
9-3	at Auburn	W	19-13
9-10	Troy	W	30-24
9-17	SC State	W	59-0
9-22	* at Georgia Tech	W	26-7
10-1	* Louisville (3,4)	W	42-36
10-7	* at Boston College	W	56-10
10-15	* NC State	W	24-17
10-29	* at Florida State (12,14)	W	37-34
11-5	* Syracuse	W	54-0
11-12	* Pittsburgh	L	42-43
11-19	* at Wake Forest	W	35-13
11-26	South Carolina	W	56-7
12-3	# Virginia Tech (19,18)	W	42-35
12-31	\$ Ohio State (2,2)	W	31-0
1-9	! Alabama (1,1)	W	35-31

# - ACC Championship Game at Orlando, Fla.;

\$ - Fiesta Bowl at Glendale, Ariz.; ! - National

Championship Game at Tampa, Fla.

\* - ACC regular-season game; ^ - one overtime;  
Note: Home games in **bold**, opponent rankings (AP,USA) in parentheses.



# SUPERLATIVES UNDER DABO SWINNEY

Category	Clemson Team High
Total Offense	754 vs. <b>NC State, 11-17-12</b>
Plays	102 vs. <b>NC State, 11-17-12</b>
Yards Per Play	9.2 vs. <b>North Texas, 9-4-10</b>
Rushing Yards	416 vs. Miami, 10-24-15
Carries	63 vs. Miami, 10-24-15
Yards Per Carry	9.8 vs. <b>North Texas, 9-4-10</b>
Rushing Touchdowns	6 vs. Miami, 10-24-15
Passing Yards	580 vs. <b>Pittsburgh, 11-12-16</b>
Completions	52 vs. <b>Pittsburgh, 11-12-16</b>
Passing Attempts	70 vs. <b>Pittsburgh, 11-12-16</b>
Completion % (min. 10 comp.)	83.3 vs. <b>South Carolina, 11-26-16</b>
Passing Efficiency (min. 10 comp.)	231.2 vs. Duke, 11-3-12
Passing Touchdowns	6 vs. many (4)
Longest Pass	96 vs. Virginia, 11-2-13
First Downs	40 vs. <b>South Carolina, 11-26-16</b>
Total Touchdowns	9 vs. <b>SC State, 9-6-14</b>
Points	73 vs. <b>SC State, 9-6-14</b>
Field Goals	6 vs. <b>Boston College, 9-19-09</b>
Punting Average (min. 3 punts)	51.5 vs. <b>North Texas, 9-4-10</b>
Time of Possession	38:56 vs. North Carolina, 12-5-15
Penalties	15 vs. Ohio State, 1-3-14
Penalty Yards	144 vs. Ohio State, 1-3-14
Turnovers	6 vs. many (3)
Third-Down Conversions	14 vs. <b>Auburn, 9-17-11</b>
Third-Down Conversion %	77.8 vs. <b>Auburn, 9-17-11</b>
Average Starting Field Position*	48 vs. <b>Virginia, 11-21-09</b>
Punt Return Yards	135 vs. <b>Middle Tennessee, 9-5-09</b>
Kickoff Return Yards	248 vs. Maryland, 10-15-11
Interception Return Yards	105 vs. Virginia Tech, 12-3-11
Interceptions By Defense	4 vs. <b>South Carolina, 11-29-08</b>
	4 vs. Syracuse, 10-5-13
Fumble Return Yards	40 vs. <b>NC State, 10-4-14</b>
Sacks	7 vs. <b>Virginia, 11-21-09</b>

Category	Clemson Individual Best
Total Offense	588 by <b>Deshaun Watson vs. Pittsburgh, 11-12-16</b>
Rushing Yards	233 by C.J. Spiller vs. Georgia Tech, 12-5-09
Carries	30 by Roderick McDowell vs. Maryland, 10-26-13
	by Wayne Gallman vs. Auburn, 9-3-16
Rushing Touchdowns	4 by C.J. Spiller vs. Georgia Tech, 12-5-09
Longest Carry	75 by <b>Mike Bellamy vs. Troy, 9-3-11</b>
Passing Yards	580 by <b>Deshaun Watson vs. Pittsburgh, 11-12-16</b>
Completions	52 by <b>Deshaun Watson vs. Pittsburgh, 11-12-16</b>
Passing Attempts	70 by <b>Deshaun Watson vs. Pittsburgh, 11-12-16</b>
Completion % (min. 10 comp.)	95.0 by <b>Cole Stoudt vs. SC State, 9-7-13</b>
Passing Efficiency (min. 10 comp.)	261.9 by Tajh Boyd vs. Syracuse, 10-5-13
Passing Touchdowns	6 by <b>Deshaun Watson vs. North Carolina, 9-27-14</b>
	6 by <b>Deshaun Watson vs. South Carolina, 11-26-16</b>
Receptions	16 by Sammy Watkins vs. Ohio State, 1-3-14
Receiving Yards	227 by Sammy Watkins vs. Ohio State, 1-3-14
Receiving Touchdowns	3 by <b>DeAndre Hopkins vs. Ball State, 9-8-12</b>
	3 by DeAndre Hopkins vs. Duke, 11-3-12
	3 by <b>Mike Williams vs. South Carolina, 11-26-16</b>
All-Purpose Yards	345 by Sammy Watkins vs. Maryland, 10-15-11
Total Touchdowns	4 by C.J. Spiller vs. Georgia Tech, 12-5-09
Points	24 by C.J. Spiller vs. Georgia Tech, 12-5-09
Field Goals	6 by <b>Richard Jackson vs. Boston College, 9-19-09</b>
Punting Average (min. 3 punts)	51.5 by <b>Dawson Zimmerman vs. North Texas, 9-4-10</b>
Punt Return Yards	119 by <b>C.J. Spiller vs. Boston College, 9-19-09</b>
Kickoff Return Yards	207 by Sammy Watkins vs. Maryland, 10-15-11
Interception Return Yards	86 by Van Smith vs. Ohio State, 12-31-16
Interceptions	2 by many (4), many times (6)
Fumble Return Yards	28 by DeAndre McDaniel vs. Nebraska, 1-1-09
Tackles	18 by <b>Spencer Shuey vs. Georgia, 8-31-13</b>
Tackles For Loss	6 by Andre Branch vs. Virginia Tech, 10-1-11
Sacks	4 by Andre Branch vs. Virginia Tech, 10-1-11

## TEAM

Opponent Team High
667 by Florida State, 9-22-12
99 by <b>Louisville, 10-1-16</b>
8.9 by Florida State, 9-22-12
383 by Georgia Tech, 10-29-11
67 by Georgia Tech, 10-29-11
8.0 by Georgia, 8-30-14
5 by Florida State, 9-22-12
5 by Georgia, many times (2)
493 by <b>NC State, 11-17-12</b>
32 by West Virginia, 1-4-12
53 by <b>NC State, 11-17-12</b>
77.1 by Florida State, 9-22-12
207.7 by <b>South Carolina, 11-26-11</b>
6 by West Virginia, 1-4-12
94 by <b>Florida State, 10-19-13</b>
31 by West Virginia, 1-4-12
by <b>Louisville, 10-1-17</b>
10 by West Virginia, 1-4-12
70 by West Virginia, 1-4-12
4 by many (3)
50.6 by NC State, 10-31-15
41:52 by <b>North Texas, 9-4-10</b>
15 by <b>North Carolina, 9-27-14</b>
130 by <b>North Carolina, 9-27-14</b>
6 by <b>North Carolina, 10-22-11</b>
11 by many (3)
66.7 by <b>Florida State, 10-19-13</b>
41 by South Carolina, 11-30-13
85 by Georgia Tech, 9-10-09
290 by <b>North Carolina, 10-22-11</b>
147 by Georgia Tech, 11-15-14
4 by <b>Georgia Tech, 10-18-08</b>
103 by West Virginia, 1-4-12
6 by Florida State, 11-8-08
6 by <b>South Carolina, 11-24-12</b>

## SWINNEY 12-5 VS. TOP-10 TEAMS

Clemson defeated three top-10 teams in 2016, including the top two ranked teams in both polls in the College Football Playoff. The Tigers have amassed six top-10 wins in the past two seasons for Swinney, who is now 12-5 against top-10 teams at Clemson. It is interesting to note that Swinney has not built up this record at home. Only three of the 12 wins over a top 10 team have come at home. Seven have been at neutral sites and two in opponent home stadiums.

### CLEMSON WINS UNDER DABO SWINNEY VS. TOP 10 TEAMS

Date	Site-Opponent	AP-USA	Cu-Opp
10-24-2009	A-Miami (Fla.)	8-9	#40-37
10-1-2011	A-Virginia Tech	11-10	23-3
12-3-2011	N-Virginia Tech	5-3	38-10
12-31-2012	N-LSU	9-7	25-24
8-31-2013	H-Georgia	5-5	38-35
1-3-2014	N-Ohio State	7-6	40-35
10-3-2015	H-Notre Dame	6-7	24-22
12-5-2015	N-North Carolina	8-8	45-37
12-31-2015	N-Oklahoma	4-3	37-17
10-1-2016	H-Louisville	3-4	42-36
12-31-2016	N-Ohio State	2-2	31-0
1-9-2017	N-Alabama	1-1	35-31

# - denotes overtime

## INDIVIDUAL

Opponent Individual Best
482 by EJ Manuel (Florida State), 9-22-12
198 by Todd Gurley (Georgia), 8-30-14
37 by Montel Harris (Boston College), 10-30-10
4 by Dalvin Cook (Florida State), 10-29-16
82 by Anthony Allen (Georgia Tech), 9-10-09
493 by <b>Mike Glennon (NC State), 11-17-12</b>
32 by Geno Smith (West Virginia), 1-4-12
53 by <b>Mike Glennon (NC State), 11-17-12</b>
77.1 by EJ Manuel (Florida State), 9-22-12
207.7 by Connor Shaw (South Carolina), 11-26-11
6 by Geno Smith (West Virginia), 1-4-12
12 by Tavon Austin (West Virginia), 1-4-12
by Cam Phillips (Virginia Tech), 12-3-16
219 by <b>Tobias Palmer (NC State), 11-17-12</b>
4 by Tavon Austin (West Virginia), 1-4-12
496 by <b>Tobias Palmer (NC State), 11-17-12</b>
4 by Tavon Austin (West Virginia), 1-4-12
by Todd Gurley (Georgia), 8-30-14
by Dalvin Cook (Florida State), 10-29-16
24 by Tavon Austin (West Virginia), 1-4-12
24 by Todd Gurley (Georgia), 8-30-14
24 by Dalvin Cook (Florida State), 10-29-16
4 by many (3)
50.6 by AJ Cole (NC State), 10-31-15
85 by Jerrard Tarrant (Georgia Tech), 9-10-09
277 by <b>Tobias Palmer (NC State), 11-17-12</b>
85 by Jamal Golden (Georgia Tech), 11-15-14
2 by <b>Morgan Burnett (Georgia Tech), 10-18-08</b>
2 by Jemea Thomas (Georgia Tech), 10-29-11
2 by <b>Jaire Alexander (Louisville), 10-1-16</b>
99 by Darwin Cook (West Virginia), 1-4-12
23 by Cole Farrand (Maryland), 10-26-13
4.5 by <b>Jadeveon Clowney (South Carolina), 11-24-12</b>
4.5 by <b>Jadeveon Clowney (South Carolina), 11-24-12</b>

\* - in teams' own territory; Note: Teams' "points" and "total touchdowns" include defensive and special teams' points; **bold** denotes a Clemson home game.



# FOOTBALL ADMINISTRATION



## WOODY McCORVEY

Associate Athletic Director for  
Football Administration  
16th Season at Clemson  
Alabama State '72



Woody McCorvey has been a significant part of the two greatest eras in Clemson football. In the 1980s he was on the staff of Hall of Fame Coach Danny Ford, and helped the Tigers to a 60-19-3 record, three ACC titles and four bowl victories. He was on the staff of five Clemson teams that finished in the final top 20 of the AP poll.

Now, McCorvey is back at Clemson nearly 30 years later and Dabo Swinney would be the first to tell you how important he has been in contributing to Clemson's recent run of six straight seasons of at least 10 wins and a final top 25 finish. That run culminated with the school's second National Championship in 2016.

"He is my national security advisor," said Swinney. "My experience with him dates to my days as a player at Alabama when he was my position coach. He coached at Clemson in the 1980s under Ford and knows all about our winning tradition. He has been a part of 13 conference championship teams in his impressive career."

The 2017 season will be his 40th in college football as either a coach or an administrator. He came back to Clemson for the 2009 season, Swinney's first full season, and he has helped him bring the Tigers to a never seen level of consistent excellence.

It reached the zenith last year when Clemson won the national title with a 14-1 record. The Tigers beat defending champion Alabama 35-31 in the National Championship game in Tampa, ending the Crimson Tide's 26-game winning streak.

With Ford's induction in 2017, McCorvey has now worked for three coaches in the College Football Hall of Fame. He has also been in significant coaching

### McCORVEY'S COACHING EXPERIENCE

Year(s)	School	Location
1972-77	Tate High School	Pensacola, Fla.
1978	North Carolina Central	Durham, N.C.
1979-82	Alabama A&M	Huntsville, Ala.
1983-89	Clemson	Clemson, S.C.
1990-97	Alabama	Tuscaloosa, Ala.
1998	South Carolina	Columbia, S.C.
1999-04	Tennessee	Knoxville, Tenn.
2004-08	Mississippi State	Starkville, Miss.

roles with Gene Stallings and Phil Fulmer. And, with Clemson's title last year, he has worked for four National Championship coaches in Ford, Fulmer, Stallings and Swinney.

Swinney has an 85-25 record as head coach since McCorvey joined his staff. That includes five wins over top 10 teams in bowl games the last five years, more than any other college coach. The Tigers have won three ACC titles, five division titles and posted seven bowl wins in just nine years, more bowl wins than any other Clemson coach in history. Twelve of Swinney's 89 wins are over top 10 teams, already a record in Clemson history.

McCorvey serves as the primary liaison between Swinney and the athletic and IPTAY administrations. He also oversees the management of the football administrative offices.

He supervises the football budget and works with the academic staff to oversee that important area. In his time with Swinney 154 of 159 seniors have graduated. The 2016 team will be 23 of 24 so far. Clemson finished in the top 10 percent of all FBS programs in APR scores six straight years from 2011-16.

As a Clemson receivers and tight ends coach from 1983-89, he recruited future Pro Bowlers Donnell Woolford and Chester McGlockton. He also coached NFL players Keith Jennings and K.D. Dunn.

McCorvey coached at the Division I level for 26 years and went to a bowl game 17 of those seasons. He coached or signed 36 players who went on to a professional football career as well.

From 1990-08, he coached in the SEC every year, including each of the last five at Mississippi State, where he served as assistant head coach and offensive coordinator in addition to coaching the quarterbacks. He was a big reason the Bulldogs won eight games, including wins over Auburn, Alabama, and Mississippi, in 2007. He also coached running back Anthony Dixon, who was a sixth-round draft pick by the 49ers in 2010, and Kyle Love, a free-agent signer.

McCorvey coached at Tennessee for five years (1999-03). With him heading the running game, the Volunteers had a 46-14 record. He helped guide Tennessee to the 2000 Fiesta Bowl, 2001 Cotton Bowl, 2002 Citrus Bowl, and 2002 and 2003 Peach Bowls. Tennessee won three consecutive New Year's Day Bowl games from 2000-

02 as well.

Under McCorvey's leadership, Tennessee maintained the school's reputation of having an outstanding rushing attack. The Volunteers led the SEC in rushing in 1999, averaging 191.3 yards per game. His work helped tailback Travis Stephens pace the SEC in rushing yards (1,464) in 2001.

One year prior, McCorvey helped tailback Travis Henry finish second in the league and 14th in the nation in rushing yards (1,314). Another of his protégés was Jamal Lewis, who finished in the top five on the Tennessee career rushing list and was the #5 overall pick of the 2000 NFL draft. He has gone on to an All-Pro career in the NFL.

Prior to joining the staff at Tennessee, McCorvey worked one season at South Carolina, where he served as the wide receivers coach in 1998 under former Tiger Assistant Coach Brad Scott.

McCorvey took the South Carolina job following an eight-year stay at Alabama from 1990-97. He served seven seasons as its wide receivers coach and the 1996 campaign as offensive coordinator. He was the assistant head coach in 1997 as well.

Alabama had five top-25 final rankings in his tenure, including three seasons in the top five. The Crimson Tide won the 1992 national title with McCorvey serving as wide receivers coach and Swinney as one of his student-athletes. That season culminated with a 34-13 win over heavily-favored Miami (FL) in the Sugar Bowl. Current Tiger Assistant Coach Danny Pearman was also on that staff.

During the 1990-96 era, Alabama posted a 70-16-1 record and played in six bowl games. With McCorvey at the controls of the offense in 1996, Alabama finished 10-3, including a win over Michigan in the Outback Bowl.

Alabama's players flourished under his guidance. As offensive coordinator, running back Shaun Alexander established many school records and later went on to a Pro Bowl career with the Seattle Seahawks. In 1993, David Palmer established school records for catches and receiving yards along with earning first-team All-America honors. Palmer was third in the Heisman Trophy balloting, the highest finish in history for an Alabama player at the time.

From 1979-82, he served as an assistant coach at Alabama A&M and helped that program to the #6 rushing offense in Division II in 1981 after finishing 11th in the nation in scoring offense in 1980. McCorvey began his collegiate coaching career at North Carolina Central in 1978.

McCorvey began his coaching career with a six-year stint (1972-77) at J.M. Tate Senior High School in Florida. A quarterback at Alabama State from 1968-71, McCorvey earned his bachelor's degree from Alabama State in 1972 and a master's degree from West Florida in 1977.

He was the recipient of the 2015 AFCA Outstanding Achievement Award for his contributions to college football. In 2013 he was on the Rose Bowl Advisory Committee and he will return to that role in 2017. He was a member of the College Football Playoff Advisory Committee in 2014-15 as well.

In 2010, McCorvey was inducted into the Atmore (AL) Hall of Fame.

The Atmore, AL native is married to the former Ann Brown. The couple has a son, Marlon, daughter-in-law Brooke and grandson Beau.





# COACHING STAFF



## DANNY PEARMAN

**Assistant Head Coach  
Special Teams Coordinator & Tight Ends  
9th Season at Clemson  
Clemson '87**

- Has coached in National Championship Game with three different schools, including Clemson (2015, 2016).
- Won second National Championship as an Assistant in 2016, as he was an assistant at Alabama in 1992.
- Coached two-time All-American and two-time Mackey Award Finalist Jordan Leggett. Leggett set Clemson tight end records for receptions, yards, and touchdowns.
- Kicker Greg Huegel was an All-American in 2015.
- Coached Bradley Pinion, who averaged 42.6 yards per punt with 28 punts inside the 20 against only two touchbacks. Pinion was drafted in the fifth round of the 2015 NFL Draft and is now the starter for the San Francisco 49ers.
- Has coached the Tiger special teams since 2011, including Chandler Catanzaro, who was a three-time All-ACC placekicker. Catanzaro is Clemson's career scoring leader (404) and made 81.7 percent of his field goals. Catanzaro is the starting kicker for the New York Jets.
- Coached Brandon Ford to a First-Team All-ACC season at tight end in 2012.
- Had a big impact in Clemson winning the 2011 and 2015 and 2016 ACC titles. He has been on the staff of five ACC Atlantic Division titles in the last eight years.
- Coached Dwayne Allen in 2011. Now with the New England Patriots, he won the John Mackey Award and was a first-team All-American.
- In 2010, he coached offensive tackle Chris Hairston to a First-Team All-ACC season and Allen to Second-Team All-ACC honors. Hairston has played in the NFL for seven years.

### THE PEARMAN FILE

#### PLAYING EXPERIENCE

Lettered three times (1985-87) as a tight end at Clemson ... strength & conditioning All-American (1987).

#### BOWL PARTICIPATION AS A PLAYER

1985 Independence Bowl ... 1986 Gator Bowl ... 1988 Citrus Bowl.

#### EDUCATION

Bachelor's degree in finance from Clemson in 1987 ... master of business administration from Clemson in 1989.

#### PERSONAL DATA

Born Feb. 17, 1965 ... he and his wife, Kristy, have one daughter, Taylor, and two sons, Tanner and Trent.

- Helped Clemson to an ACC Atlantic Division title and a top-25 final AP ranking in his first year as a full-time coach at Clemson in 2009.
- In 2009, his tight ends had 54 catches, most for the position in Tiger history at the time. He coached First-Team All-ACC tight end Michael Palmer and Hairston, a Second-Team All-ACC selection.
- Joined the staff in December 2008 and coached in the 2009 Gator Bowl. He joined a small group of people who have played for Clemson in a bowl game and later coached the Tigers in a bowl game.
- Played tight end on Clemson's 1986 and 1987 ACC title teams, then he served as a graduate assistant on the Tigers' 1988 ACC Championship team.
- In 26 years as a full-time Division I coach, his teams have played in 25 bowl games. Including three years



as a graduate assistant coach, it is 28 bowl games in 29 seasons.

- In his second year at Alabama, he directed the offensive tackles and served as special teams coordinator on its 1992 national title team.
- Alabama made six bowl appearances in his eight years. Alabama won the SEC Western Division five times.
- Served on the same Alabama staff with current Clemson Head Coach Dabo Swinney from 1993-97.
- After eight years at Alabama, he moved to Virginia Tech, where he worked eight years under Frank Beamer.
- Virginia Tech played Florida State for the National Championship in the Sugar Bowl in 1999.
- Coached tight ends at Virginia Tech and was also a special teams assistant.
- Coached at North Carolina in 2006, Duke in 2007 and Maryland in 2008. He helped Maryland to the Humanitarian Bowl in 2008, before leaving to coach in the Gator Bowl vs. Nebraska for the Tigers that season.
- Coached current NFL players from Clemson in Chris Hairston, Dwayne Allen, Chandler Catanzaro, Bradley Pinion, and Jordan Leggett.

### PEARMAN'S COACHING RECORD

Year	School	Position(s)	W-L	Bowl
1988	Clemson	GA	10-2	Citrus
1989	Clemson	GA	10-2	Gator
1990	Alabama	GA	7-5	Fiesta
1991	Alabama	STC,OT	11-1	Blockbuster
1992	Alabama	STC,OT	13-0	Sugar
1993	Alabama	STC,OT	9-3-1	Gator
1994	Alabama	STC,OT	12-1	Citrus
1995	Alabama	STC,OT	8-3	
1996	Alabama	STC,OT	10-3	Outback
1997	Alabama	STC,DT	4-7	
1998	Virginia Tech	STA,OT,TE	9-3	Music City
1999	Virginia Tech	STA,OT,TE	11-1	Sugar
2000	Virginia Tech	STA,OT,TE	11-1	Gator
2001	Virginia Tech	STA,OT,TE	8-4	Gator
2002	Virginia Tech	STA,OT,TE	10-4	San Francisco
2003	Virginia Tech	STA,OT,TE	8-5	Insight
2004	Virginia Tech	STA,OT,TE	10-3	Sugar
2005	Virginia Tech	STA,OT,TE	11-2	Gator
2006	North Carolina	STA,DE	3-9	
2007	Duke	STC,TE	1-11	
2008	Maryland	STC,TE,HB	7-5	Humanitarian
	Clemson	OT,TE	0-1	Gator
2009	Clemson	AHC,OT,TE	9-5	Music City
2010	Clemson	AHC,OT,TE	6-7	Meineke Car Care
2011	Clemson	AHC,STC,TE	10-4	Orange
2012	Clemson	AHC,STC,TE	11-2	Chick-fil-A
2013	Clemson	AHC,STC,TE	11-2	Orange
2014	Clemson	AHC,STC,TE	10-3	Russell Athletic
2015	Clemson	AHC,STC,TE	14-1	Orange
				National Championship Game
2016	Clemson	AHC,STC,TE	14-1	Fiesta
				National Championship Game

Years as a full-time college coach:.....26  
 Winning seasons:.....22  
 Bowl seasons:.....22  
 Record as an assistant coach:..... 241-92-1 (.723)  
 Record at Clemson:.....85-26 (.766)



# COACHING STAFF



## TONY ELLIOTT

**Co-Offensive Coordinator  
Running Backs  
7th Season at Clemson  
Clemson '02**

- Co-Offensive Coordinator of Clemson's 2016 National Championship Team.
- Clemson's run of six straight 10-win seasons started when he became a full-time assistant coach. Clemson is 70-13 since he came back to Clemson.
- A big reason Clemson won the 2011, 2015 and 2016 ACC titles, and a major factor in leading the 2015 team to a No. 2 final ranking.
- Named one of the top-25 recruiters in the nation in 2015 and one of the top-10 recruiters in the ACC by Rivals.
- Named co-offensive coordinator prior to the 2014 Russell Athletic Bowl. Clemson is 29-2 since he became co-coordinator.
- Coached First-Team All-ACC running back Wayne Gallman, who broke the Clemson single-season rushing mark with 1,527 yards in 2015.
- Coached a 1,000-yard rusher five times, including Gallman in each of the past two years.
- Coached All-ACC running back Roderick McDowell in 2013. He had 1,025 rushing yards and 29 receptions.
- Coached First-Team All-ACC running back Andre Ellington in 2012. Ellington became just the third running back in school history with two 1,000-yard rushing seasons.
- Has played on and coached Clemson teams that have been in the final AP top 25. He played on the 2003 team that finished No. 23 and coached running backs in 2011 when the Tigers finished No. 22. Clemson has finished in the top-25 all six years he has been a full-time coach.

### THE ELLIOTT FILE

#### PLAYING EXPERIENCE

Lettered four times (2000-03) as a wide receiver at Clemson.

#### BOWL PARTICIPATION AS A PLAYER

2001 Gator Bowl ... 2001 Humanitarian Bowl ... 2002 Tangerine Bowl ... 2004 Peach Bowl.

#### EDUCATION

Degree in industrial engineering from Clemson in 2002 with a team-high 3.55 GPA.

#### PERSONAL DATA

Born Nov. 26, 1979 in Watsonville, Calif. ... he and his wife, Tamika, have two sons, A.J. and Ace

- His 2011 backs helped the Tigers set many school records. Ellington was a Second-Team All-ACC selection who had 1,178 rushing yards and 11 touchdowns.
- Spent three years (2008-10) as wide receivers coach at Furman and two seasons (2006,07) at SC State.
- In 2008, he coached All-SoCon performer Adam Mims, who had a team-high 58 receptions, and David Hendrix, who set a freshman record with 46 receptions. Mims continued to flourish under Elliott's guidance and ended his career with 198 catches for 2,433 yards.
- Returned to coaching in 2006 as an assistant at SC State. That team was 23rd nationally in total offense.
- Entered the business world after his playing days were over at Clemson and worked with Michelin North



America for two years.

- Earned undergraduate degree in industrial engineering in 2002, was a First-Team Academic All-ACC selection and a CoSIDA Academic District III member.
- Was a co-captain of Clemson's 2003 team that had a 9-4 record and a No. 22 ranking by AP and USA Today. He had 23 receptions for 286 yards and a touchdown that season. He was also a recipient of a ACC's Weaver-James-Corrigan Postgraduate Scholarship.
- Dabo Swinney was his position coach during his senior season (2003). That year in a survey of Clemson players conducted by Anderson Independent, he was named the team's "most respected player."
- Had 34 receptions for 455 yards and two scores in his career. He came to Clemson as a walk-on in the fall of 1999 and finished his career with four letters and 44 games, including four as a starter as a senior (2003). He had a touchdown catch at Georgia Tech that year.

### ELLIOTT'S COACHING RECORD

Year	School	Position(s)	W-L	Bowl
2006	SC State	WR	7-4	
2007	SC State	WR	7-4	
2008	Furman	WR	7-5	
2009	Furman	WR	6-5	
2010	Furman	WR	5-6	
2011	Clemson	RB	10-4	Orange
2012	Clemson	RB	11-2	Chick-fil-A
2013	Clemson	RB	11-2	Orange
2014	Clemson	RB	9-3	
	Clemson	Co-OC, RB	1-0	Russell Athletic
2015	Clemson	Co-OC, RB	14-1	Orange National Championship Game
2016	Clemson	Co-OC, RB	14-1	Fiesta National Championship Game

Years as a full-time college coach:.....11  
 Winning seasons:.....10  
 Bowl seasons:.....6  
 Record as an assistant coach:.....102-37 (.734)  
 Record at Clemson:.....70-13 (.843)



# COACHING STAFF



**JEFF  
SCOTT**

**Co-Offensive Coordinator  
Wide Receivers  
10th Season at Clemson  
Clemson '03**



- Clemson has been to a bowl game each of his nine years as a full-time assistant coach. The Tigers advanced to the National Championship Game in consecutive seasons, winning the top prize in 2016 with a 35-31 victory over Alabama.
- Clemson has finished in the AP Top-25 in seven of his eight years as a full-time coach.
- Named one of the top-25 recruiters in the nation and ACC recruiter-of-the-year in 2015 by Rivals.
- Named co-offensive coordinator prior to the 2014 Russell Athletic Bowl. Big reason Clemson has averaged more than 500 yards per game the last two years.
- Coached 2016 team to record-setting passing yardage (5,009) and touchdowns (45), while averaging 503.5 yards per game.
- Coached First-Team All-ACC wide receiver Mike Williams in 2016. Williams recorded his second 1,000-yard season and a team-leading 11 touchdowns, and was a second-team Walter Camp All-American as well.
- Coached wide receiver Artavis Scott to three career All-ACC honors (2014-16). Scott broke Sammy Watkins' school record with 245 career receptions.
- Named one of the top-10 recruiters in the nation by ESPN in 2014, one of the top-14 recruiters in the country by NFL.com in 2014 and one of the top-25 recruiters by Rivals.com in 2012 and 2014.
- Coached First-Team All-ACC and first-team All-America wide receiver Sammy Watkins in 2013. He had a school-record 101 receptions for a school-record 1,464 yards and 12 touchdowns. He also set or tied school career records for receptions (240), receiving yards (3,391) and receiving touchdowns (27). Watkins was No. 4 pick of 2014 draft

## THE SCOTT FILE

### PLAYING EXPERIENCE

Lettered three years (2000-02) as a wide receiver and holder at Clemson.

### BOWL PARTICIPATION AS A PLAYER

2001 Gator Bowl ... 2001 Humanitarian Bowl ... 2002 Tangerine Bowl.

### EDUCATION

Degree in secondary education from Clemson in 2003.

### PERSONAL DATA

Born Dec. 28, 1980 in Arcadia, Fla. ... he and his wife, Sara, have a daughter, Savannah ... son of former Clemson Assistant Coach Brad Scott (1999-10).

- In 2012, he coached first-round draft pick DeAndre Hopkins to a second-team All-America season. Hopkins had 82 receptions for 1,405 yards and an ACC-record 18 touchdowns, second-most in the nation. Hopkins was a Pro Bowl selection with the Houston Texans in 2015.
- Coached current NFL players Jaron Brown, Adam Humphries, DeAndre Hopkins, Sammy Watkins, Martavis Bryant, Charone Peake, Mike Williams, and Artavis Scott.
- Coached four wideouts (Jacoby Ford, Hopkins, Martavis Bryant, Watkins) who were NFL draft picks in his first six full years as wide receivers coach.
- Played a big role in Clemson winning the 2011, 2015 and 2016 ACC titles. He has been on the staff of five

ACC Atlantic Division titles in the last eight years.

- In 2011, he coached one of the top receiving duos in school history in Watkins and Hopkins. Watkins, the national freshman-of-the-year and a first-team All-American, had 82 receptions for 1,219 yards and 12 touchdowns. Hopkins had 72 receptions for 978 yards, adding five touchdowns.
- Helped the Tigers to a top-25 ranking and the ACC Atlantic Division title in his first full season as an assistant in 2009.
- Took over as Clemson's recruiting coordinator in December 2008 and the Tigers put together a top-10 signing class in his first season (2009) at the position. Then in both 2011 and 2012, Clemson had top-10 recruiting classes.
- Son of former Tiger Associate Head Coach Brad Scott (1999-10), therefore Jeff was a part of the first full-time, father-son coaching combination in Clemson football history. Brad is an associate AD and is still a member of Clemson's staff since retiring from coaching.
- A member of three bowl teams as a player at Clemson from 2000-02. He played in the 2001 Gator Bowl, 2001 Humanitarian Bowl and 2002 Tangerine Bowl.
- Had his first full-time college job at Presbyterian College in 2007 as wide receivers coach, then came to Clemson as a graduate assistant in 2008. He moved into full-time status when Tommy Bowden resigned at midseason.
- Began his coaching career at Blythewood (S.C.) High and won a state title in his first year and the program's first year. It is believed to be the first time that occurred in South Carolina high school football history.

## SCOTT'S COACHING RECORD

Year	School	Position(s)	W-L	Bowl
2007	Presbyterian College	WR	6-5	
2008	Clemson	GA	3-3	
	Clemson	WR	4-3	Gator
2009	Clemson	RC,WR	9-5	Music City
2010	Clemson	RC,WR	6-7	Meineke Car Care
2011	Clemson	RC,WR	10-4	Orange
2012	Clemson	RC,WR	11-2	Chick-fil-A
2013	Clemson	RC,WR	11-2	Orange
2014	Clemson	RC,WR	9-3	
	Clemson	Co-OC,RC,WR	1-0	Russell Athletic
2015	Clemson	Co-OC,WR	14-1	Orange
				National Championship Game
2016	Clemson	Co-OC,WR	14-1	Fiesta
				National Championship Game

Years as a full-time college coach:.....10  
 Winning seasons:.....9  
 Bowl seasons:.....9  
 Record as an assistant coach:.....95-33 (.742)  
 Record at Clemson:.....89-28 (.761)





# COACHING STAFF



## BRENT VENABLES

**Defensive Coordinator  
Linebackers  
6th Season at Clemson  
Kansas State '92**



- In his 21 years as a full-time assistant coach, his teams have 21 winning seasons, have been to 24 bowl games and have won 10+ games 17 times.
- Has coached in five National Championship games. Helped the Tigers to their second national title in 2016 with a 35-31 win over Alabama.
- Recipient of the 2016 Frank Broyles Award as the nation's top assistant coach. His 2016 group amassed 130 tackles for loss and a school-record 49 sacks. His teams have led the NCAA in total tackles for loss each of the last four seasons.
- Coached current NFL players Stephone Anthony, B.J. Goodson, and Ben Boulware.
- Named one of the top-10 recruiters in the ACC in 2015 by Rivals.
- National defensive coordinator-of-the-year by FootballScoop in 2014 and national recruiter-of-the-year by Rivals in 2015.
- One of five finalists for the 2015 Frank Broyles Award after his defense was fourth nationally in third-down conversion percentage (.277), fourth in sacks per game (3.2) and fifth in tackles for loss per game (8.4). He coached Second-Team All-ACC linebackers Ben Boulware and B.J. Goodson.
- Boulware was a First-Team All-ACC performer and second-team Walter Camp All-American in 2016, as well as ACC Co-Defensive Player-of-the-Year as voted by the league coaches.
- His 2014 defense led the nation in total defense (260.8), pass efficiency defense (98.3), first downs allowed (185), third-down conversion percentage defense (27.4) and tackles for loss (131), while being in the top five in many other statistical categories. He

**THE VENABLES FILE**

**PLAYING EXPERIENCE**

Played two seasons (1989,90) at Garden City (Kan.) Community College ... lettered two times as a linebacker at Kansas State (1991,92).

**EDUCATION**

Graduated from Kansas State in 1992.

**PERSONAL DATA**

Born Dec. 18, 1970 ... he and his wife, Julie, have two sons, Jake and Tyler, and two daughters, Laney and Addie.

also coached linebacker Stephone Anthony, who was a Butkus Award semifinalist and First-Team All-ACC selection.

- His 2013 defense, which was 24th in the nation in scoring defense and 25th in total defense, led the nation in tackles for loss (122). He also coached All-ACC linebackers Spencer Shuey and Anthony.
- Named one of the top-25 recruiters in the nation in 2013 by Rivals and one of the top-50 recruiters in the nation in 2013 by 247Sports.
- His 2012 defense held opponents to just 34.0 percent on third down, 24th-best in the nation.
- A big reason Clemson has won back-to-back ACC titles for the first time in 28 years in 2015 and 2016.
- Coached 13 years (1999-11) at Oklahoma and three years (1996-98) at Kansas State. He was also a graduate assistant coach at Kansas State for three seasons (1993-95).
- Served as co-defensive coordinator at Oklahoma

(1999-03) and defensive coordinator at Oklahoma (2004-11).

- Linebackers under his direction were named Big 12 Defensive Player-of-the-Year five times and Big 12 Defensive Newcomer-of-the-Year five times. He also coached two Butkus Award winners and two other Butkus Award finalists.
- Broyles Award finalist in 2006 when Oklahoma led the Big 12 in total defense and scoring defense.
- Oklahoma was first in the nation in total defense, first in passing defense, second in pass efficiency defense, third in scoring defense and fifth in turnover margin in 2003.
- His 2001 defense was fourth in the nation in scoring defense, fourth in total defense, fifth in pass efficiency defense and seventh in rushing defense.
- Owns a National Championship ring as co-defensive coordinator and linebackers coach at Oklahoma in 2000.
- As a player at Kansas State, he was Honorable Mention All-Big Eight in 1992 with 124 tackles. He was also an All-American at Garden City (Kan.) Community College who recorded 276 career tackles.

### VENABLES' COACHING RECORD

Year	School	Position(s)	W-L	Bowl
1993	Kansas State	GA	9-2-1	Copper
1994	Kansas State	GA	9-3	Aloha
1995	Kansas State	GA	10-2	Holiday
1996	Kansas State	LB	9-3	Cotton
1997	Kansas State	LB	11-1	Fiesta
1998	Kansas State	LB,DRGC	11-2	Alamo
1999	Oklahoma	Co-DC, LB	7-5	Independence
2000	Oklahoma	Co-DC, LB	13-0	Orange
2001	Oklahoma	Co-DC, LB	11-2	Cotton
2002	Oklahoma	Co-DC, LB	12-2	Rose
2003	Oklahoma	Co-DC, LB	12-2	Sugar
2004	Oklahoma	AHC, DC, LB	12-1	Orange
2005	Oklahoma	AHC, DC, LB	8-4	Holiday
2006	Oklahoma	AHC, DC, LB	11-3	Fiesta
2007	Oklahoma	AHC, DC, LB	11-3	Fiesta
2008	Oklahoma	AHC, DC, LB	12-2	BCS Championship
2009	Oklahoma	AHC, DC, LB	8-5	Sun
2010	Oklahoma	AHC, DC, LB	12-2	Fiesta
2011	Oklahoma	AHC, DC, LB	10-3	Insight
2012	Clemson	DC, LB	11-2	Chick-fil-A
2013	Clemson	DC, LB	11-2	Orange
2014	Clemson	DC, LB	10-3	Russell Athletic
2015	Clemson	DC, LB	14-1	Orange
National Championship Game				
2016	Clemson	DC, LB	14-1	Fiesta
National Championship Game				

Years as a full-time college coach:.....21  
 Winning seasons:.....21  
 Bowl seasons:.....21  
 Record as an assistant coach:.....230-49 (.824)  
 Record at Clemson:.....60-9 (.869)



# COACHING STAFF



## TODD BATES

**Assistant Coach  
Defensive Line  
1st Season at Clemson  
Alabama '05**

- Joined the Clemson staff as defensive line coach in January of 2016. Takes over defensive line duties after retirement of Dan Brooks and Marion Hobby's move to the NFL's Jacksonville Jaguars.
- Bates is first Clemson coach to mentor all four defensive line positions since Ron West in 2004 and just the second to do it since 1998.
- Will have the opportunity to mentor 2017 preseason All-Americans Christian Wilkins and Dexter Lawrence
- Helped Jacksonville State to a 33-6 record in three seasons, 2014-16. The Gamecocks reached the FCS National Championship game in 2015, and compiled a perfect 23-0 mark in the Ohio Valley Conference with three titles in his time there.
- Helped the 2016 Jacksonville State team to a 10-2 record and No. 6 final ranking in the FCS. That team was fourth in the nation in total defense at the FCS level, allowing just 275 yards per game.
- In 2014, Jacksonville State allowed a league best 128

### THE BATES FILE

#### PLAYING EXPERIENCE

Lettered four seasons as defensive lineman at the University of Alabama from 2001-04.

#### BOWL PARTICIPATION AS A PLAYER

2001 Independence Bowl vs. Iowa State; 2004 Music City Bowl vs. Minnesota.

#### EDUCATION

Earned bachelor's degree from University of Alabama in 2005.

#### PERSONAL DATA

Born March 12, 1983. Todd and his wife La'Tesa Bates have a daughter Angel and a son Josiah.



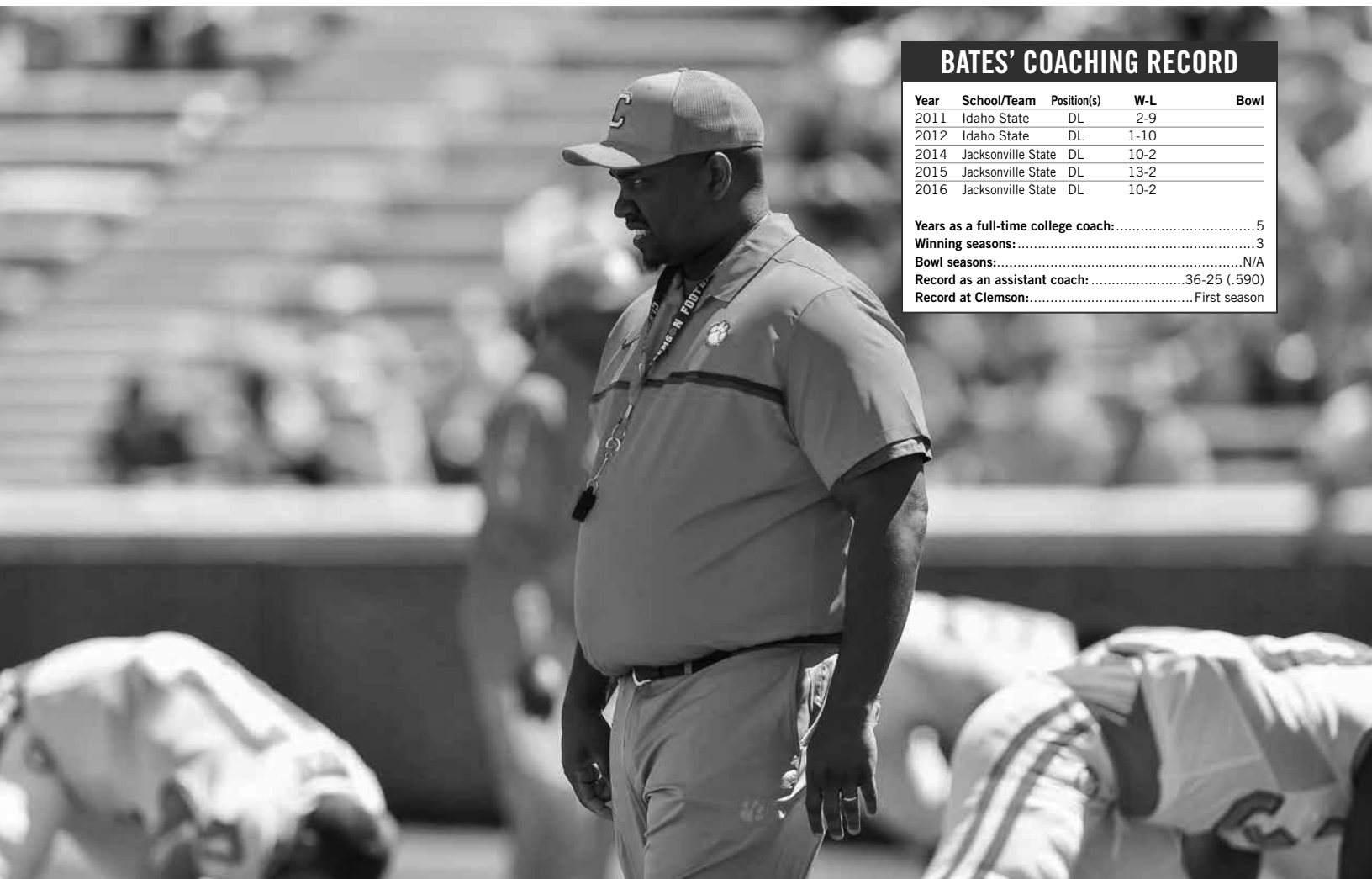
yards per game on the ground.

- Began his coaching career at Oxford High School in Alabama in 2007, then Oxford High in Mississippi in 2008.
- Spent time as an assistant coach at Idaho State in 2011 and 2012, then at East Central Junior College in Mississippi in 2013.
- Earned four letters at Alabama as a defensive end from 2001-04. Served as permanent co-captain in 2004.
- Alabama went to two bowl games during his career, his freshman year when the Tide beat Iowa State in the Independence Bowl and to Music City Bowl his senior year.
- Alabama finished 10-3 and 11th in the final AP poll in 2002, Bates sophomore season.
- Played defensive end for the Tennessee Titans in 2005 and 2006.

### BATES' COACHING RECORD

Year	School/Team	Position(s)	W-L	Bowl
2011	Idaho State	DL	2-9	
2012	Idaho State	DL	1-10	
2014	Jacksonville State	DL	10-2	
2015	Jacksonville State	DL	13-2	
2016	Jacksonville State	DL	10-2	

Years as a full-time college coach:.....5  
 Winning seasons:.....3  
 Bowl seasons:.....N/A  
 Record as an assistant coach:.....36-25 (.590)  
 Record at Clemson:.....First season



# COACHING STAFF



## ROBBIE CALDWELL

Assistant Coach  
Offensive Line  
7th Season at Clemson  
Furman '77



- Has a staff-high 39 years of experience in college coaching and a staff-high 463 college games as a coach.
- Clemson has a 70-13 record, six 10+ win seasons and six top-25 final rankings in his six years on staff, with three ACC titles and consecutive appearances in the National Championship Game.
- Helped the Tigers to a 35-31 win over Alabama to claim the school's second national title in 2016.
- Coached three First-Team All-ACC selections in 2016, a first in program history (Tyrone Crowder, Jay Guillermo, Mitch Hyatt).
- Coached five All-ACC selections in 2015, Clemson's entire starting five. It was the first time in program history that occurred.
- Coached current NFL players Isaiah Battle, Dalton Freeman, Tyler Shatley, and Brandon Thomas
- Coached offensive tackle Brandon Thomas, a third-round draft pick, to his second-straight All-ACC season in 2013. Guard Tyler Shatley also earned All-ACC honors in 2013.
- In 2012, he coached first-team All-American Dalton Freeman (C) and Thomas, a First-Team All-ACC pick. Freeman was a Rimington Trophy finalist for the second year in a row.
- In 2011, he helped the Tiger offense set many school records. His center, Freeman, was a Rimington Trophy finalist and a First-Team All-ACC selection.

### THE CALDWELL FILE

#### PLAYING EXPERIENCE

Lettered three years at Furman under Art Baker, including his senior season (1975) when he was named team MVP and offensive captain.

#### EDUCATION

Degree from Furman in 1977.

#### PERSONAL DATA

Born Jan. 26, 1954 in Pageland, S.C. ... he and his wife, Nora Lynn, have a daughter, Emsley.

- Served as Vanderbilt's head coach in 2010 after eight years as offensive line coach at Vanderbilt. Was a part of the 2008 Vanderbilt staff that guided it to its first winning season and bowl win since 1955.
- Joined Clemson graduate Bobby Johnson's staff at Vanderbilt in 2002.
- Coached at North Carolina in 2000 and 2001.
- Moved with Dick Sheridan to NC State in 1986. He was part of a Wolfpack resurgence, as he helped turn a 3-8 team (1985) into an 8-3-1 club that beat three AP top-25 teams in 1986. He was on the NC State staff when it beat Clemson three straight years (1986-88).
- Coached the Wolfpack offensive line for 11 years, then added assistant head coaching responsibilities

in his last three years. Fourteen of his players were All-ACC picks.

- Served under Sheridan for eight years and Furman won six league titles during that era. He coached eight first-team all-conference players and five recipients of the SoCon's Jacobs Blocking Trophy.
- Started his coaching career as a student assistant at Furman under Art Baker in 1976 and became a full-time offensive line coach with the Paladins under Sheridan in 1978. In 1977, he served as football and baseball coach at Hanahan (S.C.) High School.

### CALDWELL'S COACHING RECORD

Year	School	Position(s)	W-L	Bowl
1976	Furman	SA	6-4-1	
1978	Furman	OL	8-3	
1979	Furman	OL	5-6	
1980	Furman	OL	9-1-1	
1981	Furman	OL	8-3	
1982	Furman	OL	9-3	
1983	Furman	OL	10-2-1	
1984	Furman	OL	8-3	
1985	Furman	OL	12-2	
1986	NC State	OL	8-3-1	Peach
1987	NC State	OL	4-7	
1988	NC State	OL	8-3-1	Peach
1989	NC State	OL	7-5	Copper
1990	NC State	OL	7-5	All-American
1991	NC State	OL	9-3	Peach
1992	NC State	OL	9-3-1	Gator
1993	NC State	OL	7-5	Hall of Fame
1994	NC State	OL	9-3	Peach
1995	NC State	OL	3-8	
1996	NC State	OL	3-8	
1997	NC State	AHC,OL	6-5	
1998	NC State	AHC,OL	7-5	Micron PC
1999	NC State	AHC,OL	6-6	
2000	North Carolina	OL	6-5	
2001	North Carolina	OL	8-5	Peach
2002	Vanderbilt	AHC,OL	2-10	
2003	Vanderbilt	AHC,OL	2-10	
2004	Vanderbilt	AHC,OL	2-9	
2005	Vanderbilt	AHC,OL	5-6	
2006	Vanderbilt	AHC,OL	4-8	
2007	Vanderbilt	AHC,OL	5-7	
2008	Vanderbilt	AHC,OL	7-6	Music City
2009	Vanderbilt	AHC,OL	2-10	
2010	Vanderbilt	HC	2-10	
2011	Clemson	OL	10-4	Orange
2012	Clemson	OL	11-2	Chick-fil-A
2013	Clemson	OL	11-2	Orange
2014	Clemson	OL	10-3	Russell Athletic
2015	Clemson	OL	14-1	Orange
				National Championship Game
2016	Clemson	OL	12-1	Fiesta
				National Championship Game

Years as a full-time college coach:.....39  
 Winning seasons:.....26  
 Bowl seasons:.....17  
 Record as an assistant coach:..... 277-181-5 (.604)  
 Record at Clemson:.....70-13 (.843)







# MICKEY CONN

**Assistant Coach  
Safeties  
2nd Season at Clemson  
Alabama '95**



- In his second season at Clemson, he became a full-time assistant coach in January of 2017.
- Will work with Mike Reed in the secondary, Conn will coach the safeties.
- Served as senior defensive analyst in 2016, helping the Tigers to the program's second national championship with a victory over his alma mater, Alabama.
- Contributed to a Clemson defense that finished tied for first in the nation in fewest passing yards allowed per attempt (5.6), and fourth in passing efficiency defense (100.22). Clemson was also sixth in total interceptions with 20 and eighth in total defense (311.5).
- Came to Clemson after 16 seasons as the head coach at Grayson (Ga.) High School. The Rams were 137-48 during that time with seven region championships, a state championship in 2011, and a state semifinal playoff appearance in 2015.
- Grayson finished in the top 25 in the nation four seasons, including No. 3 in 2011. Program reached the number one ranking in the nation twice during his tenure.
- Began his coaching career at Grayson on March 21, 2000 and started his career at Clemson on March 21, 2016.

## THE CONN FILE

### PLAYING EXPERIENCE

Lettered at the University of Alabama under Head Coach Gene Stallings in 1992, 1993 and 1994. Member of the team in 1990 and 1991.

### BOWL PARTICIPATION AS A PLAYER

Played on Alabama teams that played in four bowl games and won all four. 1991 Blockbuster Bowl vs. Colorado; 1992 Sugar Bowl vs. Miami (FL), 1993 Gator Bowl vs. North Carolina, 1995 Citrus Bowl vs. Ohio State.

### EDUCATION

Earned Bachelor's degree from Alabama in 1995.

### PERSONAL DATA

Born October 9, 1971. He and his wife Halie have two sons, Brodey and Spencer.

- Owned most wins at the highest classification in the state of Georgia before he came to Clemson for fall of 2016.
- Coached several current college and NFL players at

Grayson, including two-time All-ACC running back Wayne Gallman, the No. 5 rusher in Clemson history. Also coached current Clemson starting cornerback Ryan Carter and former backup quarterback Nick Schuessler.

- Clemson freshman quarterback Chase Brice is Conn's nephew.
- Coached at South Gwinnett High School in Atlanta in 1998 and 1999, that was his alma mater. David Green, who went on to play four years as a starter at Georgia, was his quarterback.
- Former graduate assistant coach at Alabama in 1996 and 1997, he was on staff when Dabo Swinney was a full-time coach with the Crimson Tide. Alabama was 10-3 and went to the Outback Bowl in 1996 with Conn and Swinney on staff.
- College teammate of Swinney at Alabama, they were both on 1992 National Championship team under coach Gene Stallings. Conn lettered during the 1992-93-94 seasons, but was on the team from 1990-94. Redshirted his freshman year.
- Earned bachelor's degree at Alabama in 1995.
- Earned a masters degree from Ball State in 2006.



## CONN'S COACHING RECORD

Year	School	Position(s)	W-L	Bowl
1996	Alabama	GA	10-3	Outback
1997	Alabama	GA	4-7	
2016	Clemson	SDA	14-1	Fiesta National Championship Game

Years as a full-time college coach: .....0  
 Winning seasons: .....0  
 Bowl seasons: .....0  
 Record as an assistant coach: .....0-0 (.000)  
 Record at Clemson: .....0-0 (.000)

# COACHING STAFF



## MIKE REED

**Assistant Coach  
Defensive Backs  
5th Season at Clemson  
Boston College '94**



- In four years on staff, has helped the Tigers to a 49-7 record and consecutive appearances in the National Championship Game. The 2016 team won the school's second national title after defeating No. 1 Alabama by a score of 35-31.
- Coached a pair of First-Team All-ACC defensive backs in 2016, safety Jadar Johnson and cornerback Cordrea Tankersley.
- His defensive backs were a big reason the 2015 Tigers were fourth nationally in third-down conversion percentage defense.
- Coached current NFL players Mackensie Alexander, Jayson Kears, Bashaud Breeland, Cordrea Tankersley and T.J. Green.
- Coached First-Team All-ACC cornerback Mackensie Alexander, Second-Team All-ACC safety Jayron Kears and Third-Team All-ACC cornerback Cordrea Tankersley in 2015.
- His defensive backs were a big reason the 2014 defense led the nation in total defense (260.8), while it was in the top five in many other statistical categories. He also coached cornerback Garry Peters, who was a First-Team All-ACC selection.
- His defensive backs combined for 15 interceptions in 2013. Bashaud Breeland, who had a team-tying-high four interceptions and 74 tackles, was a Second-Team All-ACC selection and a fourth-round draft pick.
- His defensive backs were a big reason Clemson was 10th in the nation in turnovers forced (30) in 2013.
- Was the defensive backs coach at NC State for six seasons (2007-12).
- Has been an assistant coach at the college level for

### THE REED FILE

#### PLAYING EXPERIENCE

Played at Boston College from 1991-94 ... All-ECAC selection and a Second-Team All-Big East Conference pick in 1993 ... one of four co-captains on the 1994 team.

#### BOWL PARTICIPATION AS A PLAYER

1993 Hall of Fame Bowl ... 1994 Carquest Bowl ... 1994 Aloha Bowl.

#### EDUCATION

Degree in communications with a minor in secondary education from Boston College in 1994.

#### PERSONAL DATA

Born Aug. 16, 1972 in Wilmington, Del. ... he and his wife, Kimberly, have two daughters, Michaela Rae and Milan Skye.

- 12 years and at the NFL level for five seasons. He coached NC State All-American David Amerson, who is third in ACC history in career interceptions (18). As a professional coach with the Philadelphia Eagles, he worked with former Clemson All-American and nine-time Pro Bowl selection Brian Dawkins.
- Helped the Wolfpack to four bowl games in his six years with the program. That includes 2012, when NC State beat a top-five Florida State team and played Vanderbilt in the Music City Bowl.
- Three times in his last five years there, NC State finished in the top 20 in the nation in interceptions, including 2012 when it was 20th with 16 interceptions.
- The 2011 NC State squad had 27 interceptions, the

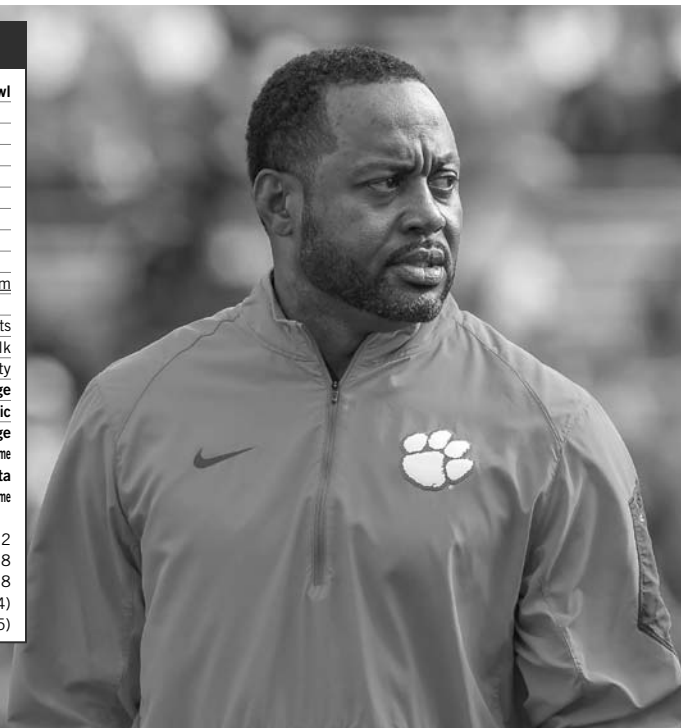
most by an FBS school since 2003, when Nebraska had 32. The total tied for second-most in ACC history and the most since 1994, when Virginia had 27 interceptions.

- In 2011, Amerson had 13 interceptions to lead the nation, five more than any other player. It tied for the third-most interceptions in NCAA history. Amerson also led the nation in interception return yards (205) and tied for the lead in interception returns for touchdown (2). Amerson was a unanimous All-American in 2011, when he was also a Thorpe Award finalist and won the Jack Tatum Award.
- In addition to Amerson, Reed also coached four different all-conference players at NC State across six seasons.
- Played on three bowl teams that finished with top-25 AP rankings, including the 1993 season when Boston College upset top-ranked Notre Dame in South Bend.
- Played three seasons for Tom Coughlin, who has gone on to win two Super Bowl Championships with the New York Giants, and his senior year for Dan Henning, who also went on to coach in the NFL.
- Was the last selection of the 1995 NFL draft by the Carolina Panthers and played two seasons (1995,96) for that team, including the 1995 team that played its home games at Memorial Stadium. He also played for the NFL Europe team in Frankfurt and was the team captain of the 1999 team that won the World Bowl Championship.

### REED'S COACHING RECORD

Year	School	Position(s)	W-L	Bowl
2000	Richmond	WR,TE,DB	10-3	
2001	Richmond	WR,TE,DB	3-8	
2002	Philadelphia Eagles	DB,ST	12-4	
2003	Philadelphia Eagles	QC	12-4	
2004	Philadelphia Eagles	QC	13-3	
2005	Philadelphia Eagles	QC	6-10	
2006	Philadelphia Eagles	QC	10-6	
2007	NC State	DB	5-7	
2008	NC State	DB	6-7	PapaJohns.com
2009	NC State	DB	5-7	
2010	NC State	DB	9-4	Champs Sports
2011	NC State	DB	8-5	Belk
2012	NC State	DB	7-6	Music City
2013	Clemson	DB	11-2	Orange
2014	Clemson	DB	10-3	Russell Athletic
2015	Clemson	DB	14-1	Orange
2016	Clemson	DB	12-1	National Championship Game Fiesta National Championship Game

Years as a full-time college coach:.....12  
 Winning seasons:.....8  
 Bowl seasons:.....8  
 Record as an assistant coach:.....102-54 (.654)  
 Record at Clemson:.....49-7 (.875)



# COACHING STAFF



## BRANDON STREETER

**Recruiting Coordinator  
Quarterbacks  
3rd Season at Clemson  
Clemson '99**



- Came to Clemson as the recruiting coordinator and quarterbacks coach in December 2014 after serving three seasons (2012-14) as offensive coordinator and quarterbacks coach at Richmond.
- Coached Clemson's first two-time Heisman Trophy finalist Deshaun Watson. He became the first player in FBS history with at least 4,000 passing yards and 1,000 rushing yards in a season in 2015, and ended his career in dramatic fashion as the Most Valuable Offensive Player of Clemson's thrilling 35-31 win over Alabama that delivered the school's second national championship in 2016.
- Watson was two-time recipient of the Davey O'Brien and Manning awards, given to the nation's top quarterback. He also won the 2016 Johnny Unitas Golden Arm Award and Bobby Bowden Award.
- Helped the 2015 Tigers to 11 straight games with at least 500 yards of total offense, a school record.
- As recruiting coordinator, he spearheaded Clemson's consensus top-10 class in February 2016 and 2017.
- Clemson's first win in 2017 will be his 100th as an assistant coach.
- Six of the seven teams he worked with as an offensive coordinator from 2008-14 finished the season in the top 25 of the FCS poll. That included the 2014 Richmond team that entered the FCS playoffs ranked No. 16. Five of the last eight teams were conference champions or co-champions, and Clemson has finished in the top-two in each of his two seasons.

### THE STREETER FILE

#### PLAYING EXPERIENCE

Played quarterback at Clemson from 1996-99 ... received the inaugural Brandon Streeter Award in 1999.

#### BOWL PARTICIPATION AS A PLAYER

1996 Peach Bowl ... 1998 Peach Bowl ... 1999 Peach Bowl.

#### EDUCATION

Degree in health science from Clemson in 1999 and a master's degree in human resource development from Clemson in 2001.

#### PERSONAL DATA

Born Jan. 1, 1977 ... he and his wife, Ashleigh, have three children, Chamberlin Brooke, Foard Michael and Mason Morgan.

- Perhaps the only coach in the nation to work 15 games in each of the last three years
- Clemson has averaged over 500 yards per game in his first two years.
- Helped the 2014 Richmond team to a 9-5 record and a bid to the FCS playoffs, as the Spiders reached the second round.
- Guided Richmond to a top-20 finish in passing offense each year from 2012-14. That included a 314-yard average, eighth-best in the nation, in 2014. The

Spiders also averaged 461 yards per game, 19th-most in the nation, and were second in third-down conversion percentage (51.6) and third in first downs (332).

- Richmond was seventh in the nation in passing yards (328) in 2013. Virtually every Richmond individual game, season and career school passing record was established during the 2013 season. The 2012 Richmond offense was 20th in passing offense and 21st in scoring offense. The Spider offense saw five players earn All-CAA recognition.
- Streeter served as quarterbacks coach at Liberty for six years, the last three as offensive coordinator. In 2011, Liberty led the Big South Conference in passing yards and pass efficiency.
- In 2010, Liberty averaged 36.5 points per game, a better mark than in 2009, when the Flames led the nation in scoring (36.4). That Liberty team won the Big South Conference title for a fourth straight year.
- Served as a graduate assistant at Clemson in 2004 and 2005, when Dabo Swinney was an assistant coach. Streeter worked with quarterback Charlie Whitehurst during those two seasons.
- Three-time letterman at Clemson from 1997-99. He was Clemson's starting quarterback the last two years. Also was a three-time member of the ACC Academic Honor Roll.



### STREETER'S COACHING RECORD

Year	School	Position(s)	W-L	Bowl
2002	Charleston Southern	QB	4-7	
2003	Charleston Southern	RC,RB	1-11	
2004	Clemson	GA	6-5	
2005	Clemson	GA	8-4	Champs Sports
2006	Liberty	QB	6-5	
2007	Liberty	QB	8-3	
2008	Liberty	QB	10-2	
2009	Liberty	OC,QB	8-3	
2010	Liberty	OC,QB	8-3	
2011	Liberty	OC,QB	7-4	
2012	Richmond	OC,QB	8-3	
2013	Richmond	OC,QB	6-6	
2014	Richmond	OC,QB	9-5	
	Clemson	RC,QB	1-0	Russell Athletic
2015	Clemson	RC,QB	14-1	Orange National Championship Game
2016	Clemson	RC,QB	14-1	Orange National Championship Game

Years as full-time college coach: ..... 11  
 Winning seasons: ..... 10  
 Bowl seasons: ..... 3  
 Record as an assistant coach: ..... 99-36 (.733)  
 Record at Clemson: ..... 29-2 (.935)





# FOOTBALL SUPPORT STAFF



**CAMERON AIKEN**  
OFFENSIVE PLAYER DEVELOPMENT  
3RD SEASON AT CLEMSON  
CLEMSON '11

Cameron Aiken is in his third season as an assistant for offensive player development. Aiken returned over the summer of 2015 after a stint with UAB. Clemson is 28-2 with two National Championship game appearances since he returned.

Aiken's first season was a memorable one, as the Tigers finished No. 2 in the country and advanced to the College Football Playoff National Championship Game. Aiken assisted coach Brandon Streeter with the instruction of the quarterback position. He had a positive effect on Deshaun Watson, who won three major national awards and finished third in the voting for the Heisman Trophy.

While at UAB, Aiken served as a graduate assistant working specifically with the quarterback position for the 2014 season.

Aiken earned his undergraduate degree from Clemson in communication studies in 2011.



**THOMAS AUSTIN**  
GRADUATE ASSISTANT  
3RD SEASON AT CLEMSON  
CLEMSON '09

Thomas Austin is in his third season as a graduate assistant coach with the Clemson offense. He has a long relationship with the program, however, as he was a letterman as an offensive guard with the Tigers between 2006-09.

Austin's first season was a memorable one, as the Tigers finished No. 2 in the country and advanced to the College Football Playoff National Championship Game. Austin assisted coach Robbie Caldwell with the instruction of the offensive line. He had a positive effect on Clemson's starting five, who each earned All-ACC honors, a first in program history. The 2016 season was even better as the Tigers won the National Title and three offensive linemen made First-Team All-ACC.

Austin was a third-team All-American according to The Sporting News in 2009. He was a two-time second-team All-ACC selection (2008 and 2009). His senior year he created many holes for All-American running back C.J. Spiller. They combined to help Clemson to the Atlantic Division Championship of the ACC and a top 25 finish.

Austin had 112 knockdown blocks as a senior and 316 for his career. He started each of his last 38 games and had 39 starts overall. He played in 48 games in his four years with the varsity, and was named ACC Offensive Lineman of the Week five times. Three times he won the honor in 2008, the most by a Clemson offensive lineman in 18 years.

Austin signed as a free agent with the New England Patriots in 2010. He played in the NFL with the Houston Texans, Carolina Panthers and Indianapolis Colts between 2010 and 2013.

Austin earned his degree from Clemson in 2009.



**TY CLEMENTS**  
RECRUITING OPERATIONS COORDINATOR  
3RD SEASON AT CLEMSON  
WEST VIRGINIA '15

Tyler Clements is in his first season as a Recruiting Operations Coordinator. He graduated from West Virginia University in 2015 with a degree in Business Leadership and Political Science.

He oversees the recruiting graphics & mailing plan on a yearly basis. Along with day-to-day recruiting department activities, Ty also helps organize & plan all on campus recruiting events such as Official & unofficial visits, All-In Cookout, & JR Days.

He is the son of Clemson President, Jim Clements, the 15th president of the school.

Clements graduated from Glenelg High School, in Glenelg, Md.



**JEFF DAVIS**  
ASSISTANT AD FOR PLAYER RELATIONS  
14TH SEASON AT CLEMSON  
CLEMSON '84

Jeff Davis is in his ninth year as assistant athletic director for football player relations within the Clemson football program, but has been with the University for 18 years. During the six years prior to his current position, he served as an assistant athletic director for fundraising, where he helped raise funds for the West-Zone Club at Memorial Stadium. He also served as the primary spokesman for Clemson University's Call Me Mister Program and served as director from 1999-03.

Davis was an All-America linebacker from 1978-81 who captained the Tigers during their 1981 National Championship run. "The Judge" registered a then-Tiger-record 175 tackles in 1981. That same season, he became just the third defensive player in ACC history to be named league MVP. Davis had 14 tackles as Clemson topped Nebraska 22-15 in the 1982 Orange Bowl to claim its first national title.

In 1995, he became the fourth member of the Clemson Ring of Honor, then he was named to Clemson's Centennial Team in 1996. In 2002, he was named to the ACC's 50-Year Anniversary team.

In 2007, Davis was accorded the highest honor attainable for a college player when he was inducted into the National Football Foundation College Football Hall of Fame. He has made a name for himself outside of the Clemson community. A fifth-round draft pick by Tampa Bay in 1982, he played six seasons in the NFL. During his time as a professional, he also completed his remaining coursework and graduated in 1984.

In 1999, he returned to Clemson as field director of Call Me Mister. It seeks to recruit, train, certify and secure employment for African-American males as elementary teachers in the state's public schools. In 2001, he was awarded \$100,000 for the program from Oprah Winfrey's "Angel Network."

Davis is the president of Goal Line Stand, which supports young people as adults as they seek to remain committed to values that shape and govern their lives. The ordained pastor lives in Clemson with his wife, Joni, and their six children. His twin sons, J.D. and Judah, are members of the 2017 Tiger football team.



**MIKE DOOLEY**  
DIRECTOR OF HS RELATIONS & PLAYER PERSONNEL  
13TH SEASON AT CLEMSON  
FURMAN '98

Mike Dooley is in his 13th year with the Tiger football program and serves as director of high school relations & player personnel. He is responsible for maintaining and improving relationships between high school coaches and Clemson, and also coordinates road trips. He served two years (2005,06) as a video graduate assistant (defense) and two years (2007,08) as a graduate assistant coach (offense) at Clemson. He also served as interim tight ends coach in 2008.

Dooley worked as an assistant coach at Greenville (S.C.) High School from 1998-04 before coming to Clemson. His responsibilities included defensive coordinator from 2000-04 and assistant head coach in 2004. In his last three years, Greenville High had a 33-4 overall record, including a 12-1 mark in 2003.

Dooley, a native of Toccoa, Ga., lettered as a defensive end at Furman from 1993-95 and had a sack at Clemson in 1994. He was also an academic honor roll member and received his degree in health & exercise science from Furman in 1998.

He is married to the former Allison Woodlee, a 2003 graduate of Clemson. They have a daughter, Eliza, born Jan. 10, 2015.



**XAVIER DYE**  
GRADUATE ASSISTANT  
1ST SEASON AT CLEMSON  
CLEMSON '10

Xavier Dye enters his first year on the Clemson football staff as a graduate assistant. He had been coaching at Woodmont High School for three seasons (2014-16). He also was on the coaching staff at Western Carolina University during the 2013-14 school year.

Dye is no stranger to Clemson as he played for the Tigers in 2007-2010, earning a BA degree in sociology. He attended nearby Greenwood High School and James F. Byrnes High School. At Clemson, he did community service as a speaker in the local area.

Dye caught a touchdown pass from a quarterback (Kyle Parker) a wide receiver (Jacoby Ford), and a running back (C.J. Spiller) in 2009. He was the first Clemson receiver to catch a touchdown pass from three different players in the same year, never mind it being from three different positions.



**D.J. GORDON**  
ASSISTANT DIRECTOR OF FOOTBALL OPERATIONS  
AND CREATIVE MEDIA  
10TH SEASON AT CLEMSON  
SOUTH CAROLINA '10

D.J. Gordon is in his 10th year with the Clemson Football program. He is in his second year of assisting the Director of Football Operations with team travel, team events & day-to-day football operations while also aiding Athletic Communications in the football program's social media efforts.

The Clemson, S.C., native was a graduate assistant & intern in the equipment room prior to being named the Assistant Director of Equipment for Football in 2013. During his time in the equipment room, he began assisting Athletic Communications with its social media presence within the football program which has since given him the opportunity to be in his current dual role as Assistant Director of Football Operations &

# FOOTBALL SUPPORT STAFF

Creative Media.

Gordon earned his undergraduate degree from the University of South Carolina in 2008 in Sports & Entertainment Management. He completed his master's degree from Clemson in 2011 in Educational Counseling. He and his wife Stephanie reside in Central and are expecting their first child. Stephanie is an Orthopedic Surgical Sales Representative with Johnson & Johnson.



## TODD GREEN

DIRECTOR OF FOOTBALL COACHING TECHNOLOGY  
3RD SEASON AT CLEMSON  
TENNESSEE '02

Todd Green is in his third season as Director of Football Coaching Technology. He oversees all aspects of coaching video and the technology associated with its production. He also is responsible for highlight films throughout the season.

Green came to Clemson after serving five years as the video coordinator at Navy (2009-14). He contributed to a Navy program that went to a bowl game each season.

He has been involved in the video aspect of college football for 12 years. Prior to his stint at Navy he worked as an assistant video coordinator at Arkansas in 2008, was an assistant video coordinator at South Carolina from 2004-06 and was a video graduate assistant at The Citadel from 2003-04.

Green also has three years of experience in coaching and teaching. He was an assistant coach at Bishop England High School in Charleston (S.C.) for the 2002-03 academic year and was a teacher and coach at First Baptist Church School of Charleston from 2006-08.

Green married his wife Lauren in July 2014 and the couple has a son, Thaddeus Lee.



## ZACH FULMER

GRADUATE ASSISTANT - DEFENSE  
3RD SEASON AT CLEMSON  
CLEMSON '14

Zach Fulmer is going into his third season as a defensive graduate assistant.

He worked the 2014 football season as the recruiting coordinator intern for Clemson.

In his first two seasons as a graduate assistant, Clemson posted a 28-2 overall record with two ACC Championships, three College Football Play-Off Victories, two National Championship Appearances, and one National Championship.

Fulmer played football at Clemson during the 2012-2014 seasons. He graduated from Clemson with a bachelor's degree in sports marketing. He also earned his master's degree in human resource development. He was a member of the 2012 team that defeated LSU in the Chick-Fil-A Bowl and also on the 2014 team that defeated Ohio State.

He is married to Anna Fulmer and is originally from Saluda, SC, where he attended Saluda High School.



## TYLER GRISHAM

OFFENSIVE ANALYST/RESEARCH DEVELOPMENT  
4TH SEASON AT CLEMSON  
CLEMSON '09

Tyler Grisham is in his fourth year as a member of Clemson's staff, his first as an assistant for offensive analysis and research development, but he is no stranger to Clemson, as he was a four-year letterman for the Tigers during the 2005-08 seasons. He finished his career with 132 re-

ceptions for 1,390 yards and eight touchdowns.

Grisham signed with the Pittsburgh Steelers as a free agent in 2009 and played for the Steelers that year. He was on the Steelers' practice squad in 2010 and 2011, and with the Denver Broncos' practice squad in 2012.

Grisham has had a positive influence on the Tiger wide receiving corps. In 2014, he helped Mike Williams and Artavis Scott to All-ACC honors, and Scott for a second time in 2015. Williams was a first-round draft choice in 2017.

Grisham and his wife, Maggie, have two children, Lilla and Davis.



## LEMANSKI HALL

DEFENSIVE ANALYST/RESEARCH DEVELOPMENT  
3RD SEASON AT CLEMSON  
ALABAMA '93

Lemanski Hall is in his third year as an assistant for defensive analysis and research development. He came to Clemson in 2015 after seven years as a line-

backers coach and fitness instructor at Ensworth High School in Nashville, Tenn.

Clemson is 28-2 with a National Championship since he came on board.

Hall's first season was a successful one with the Tigers, as they reached the National Championship Game and finished No. 2 in the polls with a 14-1 record.

Hall's relationship with head coach Dabo Swinney dates to their college careers at the University of Alabama. Both were members of the 1992 National Championship Alabama team. Hall was a team captain in 1992 and was named first-team All-SEC. He was a UPI Honorable Mention All-America team and was named to the Alabama All-Decade team for the 1990s.

Hall was drafted by the Houston Oilers and also played in the NFL for the Chicago Bears, Dallas Cowboys and Minnesota Vikings. He played nine seasons in the NFL overall and played in 101 NFL games.

Hall worked in the NFL with the Tennessee Titans through the NFL Minority Coaching Fellowship. In this role he observed NFL coaches and worked with them to evaluate players.

He worked as a recruiting coordinator and pro-performance director at D1 Sports Training and Therapy.

He also coached football and served as the strength and conditioning coach at Christ Presbyterian Academy before moving on to his career at Ensworth High.



## BRANDON MCCOMBS

SPECIAL TEAMS ANALYST/RESEARCH DEVELOPMENT  
8TH SEASON AT CLEMSON  
CLEMSON '09

Brandon McCombs is in his eighth year at Clemson and his fifth under the position of special teams analyst for research development. He works with kickers and had a positive effect on the performance of Chandler Catanzaro, one of the most accurate kickers in Tiger history. Catanzaro made 39 of his last 41 field-goal attempts and scored 404 points, second-most in ACC history. Catanzaro made the NFL All-Rookie Team in 2014. He also helped Greg Huegel to All-America status in 2015 as a freshman walk-on. Huegel led the nation with 27 field goals made. He was an All-ACC kicker again in 2016.

McCombs began his career working as a student assistant at Clemson in 2009 and was a player development coach in the strength training room from 2010-12. He earned a bachelor's degree in sport management from Clemson in 2009.



## DeANDRE McDANIEL

GRADUATE ASSISTANT  
3RD SEASON AT CLEMSON  
CLEMSON '10

DeAndre McDaniel is in his third season as a graduate assistant coach with the Clemson defense. He is no stranger to the

Clemson program, however, as he was one of the top safeties for the Clemson program for the first decade of the 21st century.

McDaniel was a first-team All-America safety in 2009 and a third-team selection in 2010. He tied for third in the nation and was first in the ACC in interceptions in 2009. He also ranked among the nation leaders in interception return yards in 2009 with 128. He was also the only player in college football in 2009 to have at least eight interceptions and 100 tackles.

McDaniel led Clemson in interceptions and tackles in 2010 as a senior. He finished his career with 15 interceptions in his 53 games and was a two-time first-team All-ACC selection.

McDaniel's first season on staff was a successful one with the Tigers, as his alma mater reached the National Championship Game and finished No. 2 in the polls with a 14-1 record. His second was even better, as the Tigers won the 2016 National Championship.

McDaniel earned his degree from Clemson in 2010.



## DANNY POOLE

DIRECTOR OF SPORTS MEDICINE  
35TH SEASON AT CLEMSON  
WESTERN CAROLINA '79

Danny Poole is in his 17th season as Clemson's director of sports medicine, but he is a veteran of 34 years working in the Tiger athletic training facility. He supervises the athletic training needs of all student-athletes, but his primary area of emphasis is with the football program. He has 36 years of full-time experience in the athletic training field.

Poole served as head athletic trainer for the Carolina Chargers of the American Football Association in 1979. In 1980, he became an assistant trainer at Memphis. During his career as a full-time assistant there, he earned his master's degree in health education. Poole came to Clemson in 1984 as an assistant under trainer Fred Hoover.

Poole was honored in 2001 with the Athletic Trainers Service Award, presented by the National Athletic Trainers Association to role models who are future leaders of the training profession. The Charlotte, N.C. native is married to the former Beth Morgan. The couple has two daughters, Jacqui Elaine and Abby Blair.

A 1979 Western Carolina graduate, Poole earned a bachelor's degree in health & physical education.

# FOOTBALL SUPPORT STAFF



**ABE REED**  
DIRECTOR OF EQUIPMENT  
19TH SEASON AT CLEMSON  
HOUSTON '97

Abe Reed has been at Clemson in a full-time capacity since 1998, but this is his fourth year as director of equipment for football. He coordinates all the team's equipment needs, which includes travel.

Reed is a 1997 graduate of Houston, where he earned a biology degree. He was a student manager at Houston, then was hired in a full-time capacity at Clemson. He has been involved with all Tiger sports during his career, but has seen his most service with football.

Reed has been the AEMA District III secretary since 2011 and was the AEMA District III Equipment Manager-of-the-Year in 2012.

He is married to the former Holly Hepfer of Sumter, S.C. They have two children, a son, Lance, and a daughter, Lillian.



**KYLE RICHARDSON**  
SENIOR OFFENSIVE ANALYST  
2ND SEASON AT CLEMSON  
APPALACHIAN STATE '01

Kyle Richardson is in his second season as a senior offensive analyst at Clemson. He was hired after an outstanding career as head coach at Northwestern High School in Rock Hill, S.C.

In his first season, the Tigers went 14-1 and won the National Championship.

Richardson was the head coach at Northwestern from 2011-15. In that time, his program posted a 58-14 record and won state championships in 2013 and 2015. His 2013 team finished seventh nationally in the final USA Today rankings.

Richardson guided Northwestern to three state title game appearances and won four regional championships. He was 13-3 in postseason play in his five years as the head coach. Northwestern also won the state title in 2010 when he was an assistant coach under Jimmy Wallace.

Among Richardson's former players is current Oklahoma State quarterback Mason Rudolph, who led the Cowboys to a 10-3 record in 2015. His brother, Logan, is a freshman at Clemson.

Richardson has previous coaching experience at the college level, having coached wide receivers at Southeastern Louisiana. He is a 2001 graduate of Appalachian State.



**BRAD SCOTT**  
ASSISTANT AD, PLAYER DEVELOPMENT  
19TH SEASON AT CLEMSON  
SOUTH FLORIDA '79

Brad Scott is in his 19th year with the program, including his seventh as an assistant athletic director. He moved into administration in 2011 after 12 years as an assistant coach from 1999-10. His 12-year tenure, which included supervising the offensive line, is tied for the ninth-longest for an assistant coach in the program's history.

Scott works primarily with the football program in various administrative duties, but he has department-wide responsibilities when it comes to serving as a liaison between Clemson and high schools in securing documents needed to gain admission.

Clemson had great success on the gridiron during Scott's tenure. At the time of his retirement, the Tigers

recorded seven of the top-nine yards-per-play seasons in school history, six of the top-eight seasons in total offense, each of the top-five touchdown teams and each of the top-nine passing yardage teams during his 12-year career. He also coached 15 First or Second-Team All-ACC players, including five who earned All-America honors. An outstanding recruiter, Scott signed Sammy Watkins in 2011 just before he retired as an on-field coach. Watkins was the No. 4 overall pick of the 2014 NFL draft.

Scott served under Bobby Bowden at Florida State from 1983-93. He was the program's offensive coordinator from 1990-93. In 1993, Florida State won its first national title and Seminole quarterback Charlie Ward became the school's first Heisman Trophy winner. Scott later served as head coach at South Carolina from 1994-98.

Scott is a 1979 graduate of South Florida and earned a master's degree from Florida State in 1984. He was born on Sept. 30, 1954 in Arcadia, Fla. and is married to Daryle. The couple has two sons, Jeff and John. Jeff is an assistant coach on the Clemson football staff and John is a doctor in Boston, Mass.



**JORDAN SORRELLS**  
COORDINATOR OF FOOTBALL  
RECRUITING COMMUNICATIONS  
3RD SEASON AT CLEMSON  
FURMAN '09

Jordan Sorrells is entering his third year with the Clemson Football Program as the Assistant Director of Recruiting, where he manages the day-to-day operations of football recruiting, his list of duties includes organizing prospect visits, prospect communications, coaches' recruiting travel logistics, and planning and executing recruiting events.

The Greenville, SC native came to Clemson in December of 2014 from Furman University, where he served as the Director of Football Ops from 2011 - 2014, and was part of the 2013 SoCon Championship Team.

Sorrells earned his undergraduate degree from Furman University in 2009 from Furman University, where he was a two-year starter at quarterback. He holds career records for touchdown passes, and is second all-time in pass yards and completions.

He and his wife, Sarah Kathryn, an instructor with the ClemsonLIFE program, reside in Clemson and have two children, Will (2 years old) and Jack (born June 2017).



**THAD TURNIPSEED**  
DIRECTOR OF RECRUITING & EXTERNAL AFFAIRS  
5TH SEASON AT CLEMSON  
ALABAMA '95

Thad Turnipseed is in his fifth year as director of recruiting & external affairs. Turnipseed works closely with the staff organizing all recruiting activities

and has been instrumental in the planning of the Allen N. Reeves Football Operations Complex, which opened in February 2017. Clemson has finished in the top-15 each of his first four years with the program, including winning the National Championship in 2016.

He came to Clemson after spending the previous 11 years at Alabama, where he started as director of capital projects, designing and overseeing over \$200 million in athletic projects. Some of these projects included two endzone expansions and a \$40 million improvement to the football facility. He ended his career at Alabama as the associate athletic director for special projects while serving as director of football external affairs.

Turnipseed earned a B.A. degree from Alabama in political science in 1995. He was a member of the football team from 1990-92 and became a student as-

sistant from 1993-95 after an injury. He and Swinney were both members of Alabama's 1992 National Championship team. Alabama won the national title in 2011 and 2012, his final two seasons with the Crimson Tide.

Prior to joining the staff at Alabama, Turnipseed was a project manager at Beaver Construction from 1995-97 as well as owner of Calvary Construction and Calvary Flooring from 1997-03.

Turnipseed is married to the former Melissa Nix. The couple has three daughters, Mallory, Marian and Marlee, and a son, Lee.



**ANDREW WARWICK**  
DEFENSIVE PLAYER DEVELOPMENT  
6TH SEASON AT CLEMSON  
KNOX '07

Andrew Warwick is in his sixth year with the Clemson football program, including his third year as an assistant for defensive player development. In 2013, he helped the defense to a top-25 finish in tackles for loss, sacks, total defense and scoring defense. The 2014 Tigers led the nation in total defense, while the 2015 and 2016 groups paced the country in tackles for loss.

Warwick is a 2007 graduate of Knox College in Galesburg, Ill., where he was a three-year starter at tight end and wideout. He won the Mike Cross Award as the team's top receiver in 2006.

The native of Oklahoma City, Okla. began his coaching career in 2008 when he became defensive backs coach at Thomas More College and helped it to a league title. He spent 2009 and 2010 at Central Oklahoma, where he coached defensive backs. In 2011, he coached at Coffeyville (Kan.) Community College.



**ALLISON WAYMYERS**  
DIRECTOR OF CAREER AND  
PROFESSIONAL DEVELOPMENT  
2ND SEASON AT CLEMSON  
SOUTH CAROLINA

Allison Waymyers was named Director of Career & Professional Development just prior to the beginning of the 2016 football season and is significantly involved in the development and execution of Clemson's one-of-a-kind player development initiative, P.A.W. (Passionate About Winning) Journey.

Waymyers leads the 5TH Quarter Program of the P.A.W. Journey, which is the career and professional development area. The 5TH Quarter focuses on ensuring each athlete successfully catapults into their next phase of life whether the focus is on entering the N.F.L., or pursuing purposeful employment.

Waymyers has a diverse 10 years of experience in athletics working with the NFL, the NBA and Augusta National Golf Club. She created an inaugural course called "Paradigm Shift: Women Leading in Men's Sports" and was an adjunct instructor this summer at Columbia College.

She received a bachelor's degree from the University of South Carolina in marketing with a specialization in international business and minor in Spanish, and her master's in organizational change & leadership from Columbia College.

Recognized in 2012 as a Top 20 Under 40 in The State newspaper of Columbia, S.C., she is a Leadership Columbia graduate and has been a leader on numerous boards such as the United Way of the Midlands, S.C. Science Academy, Columbia Chamber of Commerce, and the youngest President in history of the American Association of Blacks in Energy.

She is a member of Alpha Kappa Alpha Sorority, Inc., and Junior League of Columbia. She and her husband William have one son, Trey.



# FOOTBALL SUPPORT STAFF



**JENNIFER BENTON**  
Administrative Assistant,  
Defense



**DR. LARRY BOWMAN**  
Team Orthopedic  
Surgeon



**JESSIE CARROLL**  
Player Relations Coordi-  
nator, P.A.W. Journey



**ABBY DeDECKER**  
Assistant  
Athletic Trainer



**BETH DOUGLAS**  
Assistant to the  
Head Coach



**HENRY GUESS**  
Assistant Director of  
Athletic Video Services



**PAUL HARRINGTON**  
Director of Football  
Nutrition



**DONNA MCCAIN**  
Chef



**REGGIE PLEASANT**  
Team Advisor



**DR. LEN REEVES**  
Team Physician



**ASHLEY SPIERS**  
Administrative Assistant  
to the Head Coach



**JILL WILLIAMS-WILKS**  
Administrative Assistant,  
Administration



**REN WINDHAM**  
Administrative Assistant,  
Offense



**NICK YARID**  
Assistant Football  
Equipment Manager

## The Voice of the Tigers



**DON MUNSON**  
DIRECTOR OF BROADCASTING  
8TH SEASON AT CLEMSON  
APPALACHIAN STATE '84

Don Munson is in his eighth year with the Clemson athletic department in a full-time capacity and his third year as director of broadcasting. Munson is a familiar name to Tiger fans because of his involvement with the Clemson radio network since 1994.

He took over the new position of creative media services director in July 2010 and had department-wide responsibilities, with an emphasis on football. In 2014, he was named director of broadcasting and became the play-by-play voice of Clemson football, just the third person to hold that position since 1968.

Munson also continues to serve as the host of the Clemson football and basketball coaches radio call-in program, "Tiger Calls," and provides play-by-play commentary on various Clemson Olympic sports.

Munson has covered Clemson athletics since 1994, when he first joined the network as the network's football pregame, halftime and Fifth Quarter Show host. In 2003, he rejoined the network as host of the Tiger Tailgate Show and Fifth Quarter Show. When Jim Phillips passed away in 2003, he assumed the duties as host of Tiger Calls and play-by-play announcer for women's basketball and baseball.

Munson is a 1984 graduate of Appalachian State with a degree in communications. He was the play-by-play announcer at Appalachian State during the 1984-91 seasons.

Married on May 26, 1984, Munson and his wife, Elizabeth, have one daughter, Michelle.



Operating as **Clemson Sports & Campus Marketing**, the JMI Sports staff is working as an extension of Clemson University and Clemson Athletics to expand partnerships with corporate sponsors and enhance multimedia platforms.

"JMI Sports has pulled together an outstanding group of individuals who have tremendous experience and passion, and we know the Clemson Sports and Campus Marketing team will be trusted stewards of the Clemson brand," Clemson Director of Athletics Dan Radakovich said.

JMI Sports CEO Erik Judson said, "Recognizing the importance of every team member, we pride ourselves on the quality of the people we bring to our university partners. Our belief is that first-rate teams produce first-rate results by building stronger partnerships and I am very excited about our lineup at Clemson."

As part of the athletics multimedia and sponsorships rights, Clemson Sports & Campus Marketing helps companies expand the reach of their brands by gaining valuable exposure to the loyal fan base of the Clemson Tigers. Sponsorship opportunities include: official partner status and use of marks, venue signage and naming rights, radio and television advertising, website and social media campaigns, printed and email promotional materials, gameday activations and in-game promotions, pre-game hospitality and special events, as well as experiential marketing.

In addition, JMI Sports has been granted enhanced campus-wide marketing rights under the long-term agreement, giving businesses a means to associate with the renowned brand of the entire University and collaborate on the development of innovative and mutually beneficial campus initiatives that enrich the Clemson experience.

### ABOUT JMI SPORTS

JMI Sports is a full-service collegiate marketing firm providing the highest quality management of athletics multimedia rights and breaking new ground in the creation of Total Campus Marketing programs, maximizing the economic potential of universities. Clients include Clemson University, University of Kentucky, University of Pennsylvania, the Ivy League and University of Georgia (in a joint venture with IMG College). JMI Sports is also a highly regarded project manager for the development of collegiate and professional sports facilities. JMI Sports was founded in 2006 by CEO Erik Judson, and technology entrepreneur John Moores, former owner of the San Diego Padres.



# PRESIDENT JAMES P. CLEMENTS



## JAMES P. CLEMENTS

@ClemsonPrez  
Clemson.edu/President  
Maryland-Baltimore County '85



Since James P. Clements became Clemson University President on December 31, 2013, the value of the Tiger Paw has never been higher.

Under Clements' leadership, Clemson has raised the bar in admissions, enrollment, research, athletics, graduation and retention rates, and fundraising, including the successful completion of the \$1 billion Will to Lead capital campaign. In addition, the campus is currently undergoing the largest construction boom in the history of the university.

Athletics has already reached incredible accomplishments, including the 2016 College Football Playoff National Championship.

In October of 2016, Clements launched the ClemsonForward initiative, a 10-year strategic plan grounded in the institution's historic strengths, but focused on the future. The plan is built on four major priorities: research, engagement, academic core and living environment. Its major objectives are to build on Clemson's strong foundation, sustain recent gains in innovation and student performance, and to accelerate growth and achievement in research, graduate education, diversity, inclusive excellence and workplace quality.

Clements is a nationally recognized leader in higher education who has served as president of a university in three different athletic conferences – the Big East, the

Big 12, and the ACC – where he is also the current chair of the ACC Council of Presidents. He also was awarded an honorary degree as Doctor of Public Education from his Alma Mater, the University of Maryland – Baltimore County.

Before he came to Clemson, Clements served as the president of West Virginia University for nearly five years. During that time, WVU set significant records in private fundraising, enrollment, academic rankings and research funding.

He was a leader in West Virginia – chairing the boards of the West Virginia United Health System, the WVU Hospitals and the WVU Research Corporation. And while he loved his time at WVU, he decided he would leave for only one institution – Clemson University.

Clements was born in Arlington, Va., but spent the majority of his life in Maryland before relocating to West Virginia and until his move to Clemson.

The grandson of a coal miner and a firefighter, and son to parents who taught him and his three older siblings that education was the key to a better life, Clements is a first generation college graduate. This was a key reason he pursued a life and career in higher education – to give others the same opportunity he was given by getting a formal education.

He has published and presented more than 75 papers in the fields of computer science, higher educa-

tion, information technology, project management and strategic planning. He also served as principal investigator or co-investigator on more than \$15 million in research grants.

Prior to his service at WVU, Clements served as provost and vice president for academic affairs, vice president for Economic Development & Community Outreach and the Robert W. Deutsch Distinguished Professor of Information Technology at Towson University, the second largest university in the University System of Maryland, where he was a four-time winner of the Faculty Member-of-the-Year Award, given by Towson students.

Clements' Successful Project Management book is now in its seventh edition and is published in multiple languages and used in numerous countries.

Clements and his wife, Beth, have been married for 26 years and have four children - Ty, Hannah, Maggie and Grace - and a son-in-law, Tanner Coombs.



# DIRECTOR OF ATHLETICS DAN RADAKOVICH



## DAN RADAKOVICH

**Director of Athletics  
5th Full Season at Clemson  
Indiana (Pa.) '80**

Named the 13th director of athletics in Clemson history on Dec. 1, 2012, Dan Radakovich has continuously led the Tiger athletic department to high achievements both on the field and in the classroom while developing significant upgrades in finance and facilities. Radakovich has led Clemson athletics to a period of sustained success considered among the greatest stretches in school history.

During the 2016-17 academic year, in addition to football winning the College Football National Championship, men's soccer advancing to the Elite 8, baseball hosting a regional for the second consecutive season and men's and women's golf advancing to the NCAA Finals, the Clemson athletic department tied the university's highest score in the NCAA's Graduation Success Rate at 91 percent. The graduation rate tied for sixth nationally among all public institutions while a school-record six programs were recognized by the NCAA for outstanding APR.

Student-athlete development continues to be a driving force for the athletic department under Radakovich, and the Nieri Academic Enrichment Center in the newly renovated WestZone area will be a state of the art facility for student athlete development in the classroom and community. The development, rebranding and expansion of football's PAW Journey highlights a best-in-class approach to preparation of student-athletes for life after their Clemson football career.

The athletic district has received a near-complete facelift in the past few years, and last year Littlejohn Coliseum opened to rave reviews following a \$63 million renovation, and the new Allen N. Reeves Football Complex opened in February and has set the standard for football facilities around the country.

Since 2013, the athletic department has received approvals for \$162 million in facility improvements and increased spending on direct student-athlete development programs including nutrition, mental health and professional development by \$2.4 million. His department has increased overall revenue from \$69 million in fiscal year 2014 to a budgeted \$108 million in FY18.

As a result of the litany of accomplishments, Radakovich was named the 2017 Sports Business Journal Athletics Director of the Year after being named a finalist in 2015.

Radakovich led Clemson to one of the best athletic years in school history in 2015-16. With a Fall semester featuring berths in the national championship games in both football and men's soccer and Spring ACC championships in men's golf and baseball, the Tigers recorded their highest finish in the Learfield Director's Cup in a decade. In the classroom, 78 student-athletes earned degrees and, while competing for national titles, both football and men's soccer recorded record GPAs. Clemson's Graduation Success Rate and Academic Progress Rate continue to be among the nation's best as football, men's basketball and women's golf were recognized among the top 10 percent nationally in APR, with football earning the distinction for the sixth-consecutive year.

In 2014-15, Clemson student-athletes posted the highest athletic department GPA in school history with a 3.02 cumulative average in the Fall semester, and its NCAA's Graduation Success Rate of 91 percent ranked third nationally among public institutions. Three programs were recognized by the NCAA for having top 10 percent APR marks, including football earning the honor for the fifth-consecutive year.

The football program recorded its fourth-consecutive 10-win season and Clemson earned NCAA Tournament appearances in men's and women's soccer, men's and women's tennis, track and field, baseball, rowing and men's golf. Additionally, the school won Atlantic Coast Conference titles in men's soccer, women's indoor track and women's outdoor track.

In his first full year as director of athletics in 2013-14, Clemson had a strong all-around performance on the field and in the classroom. Clemson was one of just three programs nationally to win at least 11 football games, 23 men's basketball games and 36 baseball games over the course of the academic year. Each of the Tiger sport programs exceeded the NCAA baseline standards for Academic Progress Rate, and six programs posted perfect 1000 single-year scores, including men's and women's cross country, diving, women's soccer, women's tennis and volleyball.

Prior to his arrival in Clemson, Radakovich amassed a wealth of experience serving in significant athletic administrative roles at Miami (Fla.), Long Beach State, South Carolina and Louisiana State in addition to athletic directorships at American University and Georgia Tech. His administrative career spans 30 years.

College football entered a new era in 2014 with the College Football Playoff, and he was at the forefront. He was one of 13 people, including one of only five FBS directors of athletics, to be named to the committee.

In 2012, he was named by NCAA President Mark Emmert as one of 10 directors of athletics to a new advisory commission charged with making recommendations for the future of NCAA rules and policies.

Radakovich came to Clemson from Georgia Tech, where he served with distinction for six years (2006-12). Just Clemson's fifth director of athletics



since 1940, he replaced Terry Don Phillips, who retired after over 10 years directing the program.

During his career at Georgia Tech, it had 51 teams advance to either NCAA Tourney play or bowl games in his six years. Also, five sports (football, women's basketball, softball, women's tennis, men's golf) made the postseason each year.

A total of 11 different sports programs finished in the top 25 of at least one major poll 27 times including a National Championship for the women's tennis program in 2007, just its second team title in Tech history. There were 14 ACC titles celebrated in addition to nine regular-season conference or division titles.

The football program played in a bowl game each year he was at Georgia Tech, including the 2010 Orange Bowl, the program's first BCS-level bowl appearance since the 1967 Orange Bowl.

On an individual basis, the program had 51 first-team All-Americans in 10 sports, 30 academic All-Americans, two national coach-of-the-year selections and two national player-of-the-year selections. The program had 13 ACC Coach-of-the-Year and 13 ACC Player-of-the-Year choices as well.

The construction of new facilities or upgrades to existing ones was a focus of Radakovich's tenure with the Yellow Jacket program. The John & Mary Brock Football Practice Facility, which opened in 2011, and McCamish Pavilion, which opened for basketball in 2012, are two of the top facilities of their kind in college athletics.

Radakovich also initiated the Athletic Director's Initiative Fund, started in 2006, which raised cash and pledges of more than \$12 million.

Prior to his tenure at Georgia Tech, Radakovich worked as a senior associate athletic director at Louisiana State from 2001-06. He had many responsibilities that dealt with the football program and worked closely with then Head Coach Nick Saban, including the year (2003) the Tigers won the National Championship.

He became a director of athletics for the first time at American University in Washington, D.C. in 2000.

Between 1994 and 2000, Radakovich served as chief financial officer at South Carolina. During that time, he worked with current Clemson football administrators Woody McCorvey and Brad Scott.

He gained experience on the West Coast from 1989-94, when he was a senior associate athletic director at Long Beach State. He got his start in administration at Miami (Fla.) in 1983 as the athletic business manager.

The Aliquippa, Pa., native was first made aware of Tiger athletics through the basketball exploits of Butch Zatezalo, who was from the same town. Zatezalo was a three-time All-ACC Tiger whose legendary 25-point scoring nights received a lot of attention in Pennsylvania in the 1960s when Radakovich was a youth.

Radakovich is a 1980 graduate of Indiana (Pa.), where he earned a bachelor's degree in finance. He was also a football letterman and student coach with the Crimson Hawk program. He was enshrined into the Beaver County Sports Hall of Fame in 2008 and was recognized as a distinguished alumnus from Indiana (Pa.) in 2009. He earned his master's degree in business administration from Miami (Fla.) in 1982.

Radakovich, born June 9, 1958, and his wife, Marcie, have two sons, Christian, a 2012 Georgia Tech graduate, and Grant, a 2015 Mercer University graduate who played on the 2016 Clemson National Championship football team.





**THIS IS CLEMSON FOOTBALL**



# ALLEN N. REEVES FOOTBALL COMPLEX



The talk of college football in the offseason from a facility standpoint has been the Reeves Football Operations Building at Clemson University. The \$55 million facility that is \$142,000 square feet has all the bells and whistles, but is also among the most functional of its kind nationally. That was the goal in the first place for Thad Turnipseed when he met with Dabo Swinney about his vision for a football facility five years ago.

"Coach Swinney has always lived by the slogan, 'Best is the Standard' and that is what he sought to do in the design of the Reeves Building," said Turnipseed. "I went to 36 football facilities from around the nation. He said to take the best from each place and that is what we did."

The first thing you see when you go into the front lobby are three National Championship trophies. Three? When you win the National Championship you receive trophies from each organization that proclaims a champion.

The first trophy is the gold trophy from the College Football Playoff, the one the players and Coach Swinney held this year in the postgame celebration. The other two (1981 and 2016) sit behind the gold trophy are the Waterford Chrystal football from the USA Today Coaches poll, which officially named Clemson National Champion the day after Clemson defeated Alabama.

There is an Associated Press National Championship trophy that is on the second floor.

The lobby also includes a replica of Howard's Rock and the hill at the stadium. At the top of the hill there is a button that you can push and listen to Brent Musburger and Kirk Herbstreit describe college football's greatest entrance. It is audio taken from the opening of the Clemson vs. Georgia game in 2013.

Off the lobby to the right is the area for the PAW Journey. That is where Jeff Davis, Allison Waymer and Jessie Carroll are located. It provides a study area, but also houses meeting rooms for community service activities and meeting places for prospective employers who are considering hiring Clemson football players after their careers end. Team advisor Reggie Pleasant's office is on the second floor of this area.

A corridor outside the PAW Journey area takes you to the dining area. This area is spacious and includes a biometric scanner that helps develop each player's dialing food intake based on their current weight.

Adjacent to the dining area are the outside and inside Players Village. The outside area includes a nine-hole miniature golf course, a covered full court basketball facility with glass backboards and state of the art outdoor court, an artificial surface Wiffle ball diamond, sand volleyball facility, a horseshoe pit, wadding pool complete with Tiger Paw monument,

outdoor kitchen, and lounge area with a 20-foot television screen.

Overall, the outdoor village is 1.5 acres and cost \$1.5 million to build.

Back inside the facility and through some glass doors is the indoor area that is complete with a two-lane bowling alley, Pop-a-Shot, video game area, multiple ping pong and pool tables, and shuffle board. Adjacent to the ping-pong tables is a golf simulator where you can play Augusta National, St. Andrews and Pebble Beach among many other great golf course from around the world.

Down the corridor from the golf simulator is a barber shop and shoeshine area. Next to the barber shop is the Nap room, a concept that has gotten plenty of attention.

The weight room is 23,000 square feet. It looks to be the length of a football field and just about the entire team can work out in it at the same time.

After practice, especially during hot weather, players get into a cold tub (47 degrees) to help in post practice recovery. Through last year, large tubs were brought to the outside wall of the indoor football facility and players traded off getting in the tubs. Now there is one big large horizontal cold tub that can handle 61 players at a time, making the process much more efficient.



# ALLEN N. REEVES FOOTBALL COMPLEX



The training room is also state of the art with a lap pool and four therapy pools. It is a spacious facility that makes Danny Poole smile every day.

The second floor features the offices for each coach. Dabo Swinney's office is in the corner and fittingly over looks the practice fields at one side and the outdoor basketball court on the other (he loves to play basketball at noon when he can).

The second floor also is the home to Clemson's video department. It is a facility that rivals a facility you would see on a tour at ESPN. A "green screen" room will be the home of Clemson interviews and photos that you will see on social media. The room also has a direct fiber optic line to ESPN in Bristol, Conn.

The second floor also has a meeting room for each position and the team meeting room that has seats for 180 (up from 158 for the team meeting room at Memorial Stadium).

The second floor also features a movie theatre with 35 lounge chairs. On a any night players can bring their own DVD of their favorite movie and few on the big screen.

And, finally there is the slide!

"This idea came straight from Coach Swinney," said Turnipseed. "He saw it at the Google headquarters in the 2013 comedy, *The Internship*. He loved it."

The slide is located near the back of the building and is the quickest means of transportation from the second floor to the door that leads immediately to the practice field.





# STRENGTH & CONDITIONING




CLEMSON'S 23,000 SQUARE FOOT FACILITY IS LOCATED IN THE REEVES OPERATIONS COMPLEX, AND OPENED IN FEB. 2017.

**A**s part of the new Reeves Football Operations Facility that opened on Feb. 1, 2017, the Clemson football program opened one of the top strength training facilities in the nation. The 23,000 square foot facility has all the latest in modern strength training that helps the Tigers prepare year round.

The new facility includes 20 Inlay platforms, 30 pieces of cardio equipment, a full line of Fat Bells, Kettle Bells and Dumb Bells, eight different training zones, and a nutrition bar.


The facility also has the latest high tech sound system, many televisions and the best lighting available that puts wall graphics in full view, leading to the best possible work environment.

The facility is attached to the Poe Indoor Practice facility and faces the outdoor practice facility, making for the most convenient and efficient area in the nation.



JOEY BATSON IS IN HIS 21ST SEASON DIRECTING THE STRENGTH TRAINING EFFORTS FOR TIGER FOOTBALL.

# STRENGTH & CONDITIONING



THE POE INDOOR FOOTBALL FACILITY IS ADJACENT TO THE WEIGHT ROOM, AND IS A KEY TO CLEMSON'S TRAINING AND PRACTICE REGIMEN.

## STRENGTH ALL-AMERICANS

1978	Rich Tuten, MG
1981	Jeff Davis, LB
	Jeff Bryant, DT
	Lee Nanney, OT
1983	William Perry, MG
1984	Kenny Flowers, TB
1985	Jim Riggs, TE
1986	Ty Granger, OT
1987	Danny Pearman, TE
1988	Donnell Woolford, DB
1989	Vince Taylor, LB
1990	Levon Kirkland, OLB
1991	Mike Brown, C
1992	Brentson Buckner, DT
1993	Stacy Seegars, OG
1994	Nelson Welch, PK
1995	Brian Dawkins, SS
1996	Raymond White, MG
1997	Lamont Hall, TE
1998	Jason Gamble, C
1999	Damonte McKenzie, DL
2000	Terry Jolly, DT
2001	Woodrow Dantzler, QB
	T.J. Watkins, OG
	Kyle Young, C
2002	Nick Eason, DT
2003	John Leake, LB
	Gregory Walker, OT
2004	Leroy Hill, LB
2005	Steven Jackson, FB
2006	Dustin Fry, C
	Anthony Waters, LB
2007	Cullen Harper, QB
2008	Chris Clemons, S
	C.J. Spiller, RB
2009	Kevin Alexander, DE
	Thomas Austin, OG
2010	Marcus Gilchrist, CB
2011	Tyler Shatley, DT
2012	Dalton Freeman, C
2013	Brandon Thomas, OT
	Sammy Watkins, WR
2014	Stephone Anthony, LB
	Grady Jarrett, DT
2015	B.J. Goodson, LB
	Eric Mac Lain, OG
2016	Deshaun Watson, QB
	Wayne Gallman, RB
	Ben Boulware, LB
	Jay Guillermo, C

## DEDICATION AWARD

1985	Kenny Flowers, TB
	John Phillips, OG
1986	Ty Granger, OT
1987	Mark Drag, MG
1988	Jeff Bak, C
	Mark Drag, MG
1989	Levon Kirkland, OLB
1990	Arthur Bussie, DT
	Curtis Whitley, C
1991	Ashley Sheppard, OLB
1992	Warren Forney, DT
1993	Ed Glenn, TE
	Stephon Wynn, TE
	Ed Glenn, TE
1994	Patrick Sapp, OLB
1995	Raymond White, MG
1996	Jason Gamble, C
1997	Jason Gamble, C
1998	Jason Gamble, C
1999	Kyle Young, C
2000	Kyle Young, C
	Nick Eason, DT
2001	Chad Carson, LB
	Kyle Young, C
2002	Nick Eason, DT
	Jackie Robinson, WR
2003	Tony Elliott, WR
	J.J. Howard, DE
2004	Maurice Fountain, DE
	Steven Jackson, FB
2005	Chip Myrick, OG
	Anthony Waters, LB
2006	Chansi Stuckey, WR
	Anthony Waters, LB
2007	Tyler Grisham, WR
	Michael Hamlin, S
2008	Thomas Austin, OL
	Kavell Conner, LB
2009	Kavell Conner, LB
	Chad Diehl, FB
2010	Chad Diehl, FB
	Marcus Gilchrist, CB
2011	Chad Diehl, FB
	Coty Sensabaugh, CB
2012	Tajh Boyd, QB
	Spencer Shuey, LB
2013	Tyler Shatley, OG
	Spencer Shuey, LB
2014	Stephone Anthony, LB
	Sam Cooper, TE
2015	Ben Boulware, LB
	Charone Peake, WR
2016	Wayne Gallman, RB
	Ben Boulware, LB
	Jay Guillermo, C



## JOEY BATSON

**Director of Strength and Conditioning  
21st Season at Clemson  
Newberry '85**

Joey Batson is in his 32nd year as a strength & conditioning coach at the collegiate level and 21st year as the director of strength training at Clemson. He has served as a head strength & conditioning coach 28 of his 32 years of service.

Batson was named Master Strength & Conditioning Coach by the Collegiate Strength & Conditioning Coaches Association (CSCCA) in 2009. He was named to the CSCCA Board of Directors in May 2016.

He has had a strong impact on the program since he became director in 1997. He has had much to do with the success of the football program, helping the Tigers to 19 bowl games and 11 top-25 finishes, including top-15 finishes each of the last five years, including the 2016 National Championship. While at Clemson, Batson has worked for three head football coaches and

has had a tremendous impact throughout the state at many notable high school programs.

Batson has coached 34 Strength All-Americans, including four on the 2016 team.

Not only does Batson bring professional experience to the position at Clemson, he brings experience as a football player at the collegiate level. The Travelers Rest, S.C., native was a tight end at The Citadel in 1979 before transferring to Newberry, where he was a two-year letterman and co-captain as a senior.

Batson earned his bachelor of arts degree in physical education from Newberry in 1985 and his master's degree in education from Clemson in 1988.

He is married to the former Susan Malone of Greenville, S.C. They have two sons, Michael, a punter on the Clemson football team, and Benjamin.

## STRENGTH ASSISTANTS



**LARRY GREENLEE**  
Assistant Director of  
Strength & Conditioning




**PAUL HOGAN**  
Senior Assistant Football  
Strength & Conditioning Coach



**ADAM SMOTHERMAN**  
Assistant Football  
Strength & Conditioning Coach

# MEMORIAL STADIUM



## LARGEST CAMPUS STADIUMS

Rk	School	Stadium	Capacity
1.	Michigan	Michigan Stadium	107,601
2.	Penn State	Beaver Stadium	106,572
3.	Ohio State	Ohio Stadium	104,944
4.	Texas A&M	Kyle Field	102,733
5.	Tennessee	Neyland Stadium	102,455
6.	Louisiana State	Tiger Stadium	102,321
7.	Alabama	Bryant-Denny Stadium	101,821
8.	Texas	Texas Memorial Stadium	100,119
9.	Southern California	Los Angeles Memorial Coliseum	93,607
10.	Georgia	Sanford Stadium	92,746
11.	UCLA	Rose Bowl	92,542
12.	Florida	Ben Hill Griffin Stadium	88,548
13.	Auburn	Jordan-Hare Stadium	87,451
14.	Oklahoma	Oklahoma Memorial Stadium	86,112
15.	Nebraska	Memorial Stadium	86,047
16.	Florida State	Doak S. Campbell Stadium	82,300
17.	<b>Clemson</b>	<b>Memorial Stadium</b>	<b>81,500</b>
18.	Notre Dame	Notre Dame Stadium	80,795
19.	Wisconsin	Camp Randall Stadium	80,321
20.	South Carolina	Williams-Brice Stadium	80,250

Clemson's Memorial Stadium has been held in high esteem for many years. Whether it be players from the 1940s and 1950s, opposing players from the 1970s and 1980s, or even professional players in the 1990s, the ambiance of this special setting is what college football is all about.

The storied edifice added to its legend when the first meeting of father and son head coaches (Bowden Bowl I) took place before a record crowd of more than 86,000 fans in 1999. Clemson has been in the top 20 in the nation in average attendance 35 straight seasons. A crowd has exceeded 80,000 fans 75 times since the 1983 season. In 2016, Clemson was 14th in the nation in average home attendance.

The legend has been further enhanced as Clemson is 20-1 at home the last three years. Defending National Champions are 0-3 all-time at Memorial Stadium. Clemson had a record 21-game home winning streak from 2013-16.

The facility's mystique is derived from its many traditions, which date to its opening in 1942, the legendary games and players, and Clemson's corresponding rate of success. The Tigers have won 288 games in 75 years and have won over 74 percent of the contests (288-102-7).

The stadium has definitely been good to the Tigers, but it was constructed against the advice of at least one coach. Before Head Coach Jess Neely left for Rice after the 1939 season, he gave Clemson a message.

"Don't ever let them talk you into building a big

stadium," he said. "Put about 10,000 seats behind the YMCA. That's all you'll ever need."

Instead of following Neely's advice, Clemson officials decided to build the new stadium in a valley on the western part of campus. The place took some clearing, as there were many trees, but luckily there were no hedges.

The crews went to work, clearing, cutting, pouring and forming. On Sept. 19, 1942, Memorial Stadium opened with Clemson defeating Presbyterian College 32-13. Those

20,000 seats installed for the opener would soon grow.

When the original part of the stadium was built in the early 1940s, much of the work was done by scholarship athletes, including football players. The first staking out of the stadium was done by two members of the football team, A.N. Cameron and Hugh Webb. Webb returned to Clemson years later to be an architecture professor and Cameron went on to become a civil engineer in Louisiana.

The construction of Memorial Stadium did not proceed





# MEMORIAL STADIUM



## DEATH VALLEY QUOTES

*"Running down the Hill is still talked about everywhere I go. Players who played against Clemson when I was in college remember us running down the Hill and thinking we would gain some type of spirit on the field. The adrenaline rush was unbelievable for a Clemson player and quite a shock for the opponent on gameday."*

**Former Clemson All-American Jerry Butler**

*"I came here knowing it would be loud and Clemson would hit hard, but the noise was the biggest factor. I didn't concentrate as well because of it."*

**Herschel Walker after his only regular-season loss**

*"Howard's Rock has strange powers. When you rub it and run down the Hill, your adrenaline flows. It is the most emotional experience I have ever had."*

**All-American & six-time All-Pro Michael Dean Perry**

*"When Clemson players rub that Rock and run down the Hill, it's the most exciting 25 seconds in college football."*

**Brent Musburger, ABC Sports**

*"Death Valley really lives up to its image. I was impressed with this stadium. When you put over 80,000 people in there, it feels like they are on top of you. I'd hate to be whoever comes here to play Clemson."*

**San Francisco quarterback Steve Young**

*"Florida was loud in the swamp. But the loudest, not only stadium, but the loudest place I've ever been around in my life was Death Valley. I was yelling at the top of my lungs and I couldn't hear what I was saying. That place was unreal in how loud it was. I don't think I will ever be in a louder place."*

**Florida State quarterback Chris Rix**

*"It's been a long time ago, but that stadium strikes me as one of the loudest we broadcasted in. I'm not sure if it's how the stadium is configured or just the crowd, but it is very difficult to hear anything ... very tough place to play."*

**Former broadcaster Ara Parseghian**

*"The game when I was a sophomore (in 2005) stands out for me. What an awesome place that is to play. I'll never forget that atmosphere, and I know for a fact I've never seen so much orange in one place. If you've never been there, going out on the field for the first time at Clemson is incredible."*

**Boston College quarterback Matt Ryan**

*"We go to a lot of great venues for college football, but this doesn't take a back seat to any place. In terms of the atmosphere, stadium, noise and facilities, this is a special place on a Saturday night."*

**ESPN commentator Todd Blackledge**

## TOP DEATH VALLEY CROWDS

Rk	Attendance	Date	Opponent	W-L	Score
1.	86,092	10-23-99	Florida State	L	14-17
2.	85,872	11-19-94	South Carolina	L	7-33
3.	85,573	11-7-15	Florida State	W	23-13
4.	85,187	11-18-00	South Carolina	W	16-14
5.	85,036	11-3-01	Florida State	L	27-41
6.	85,024	11-29-14	South Carolina	W	35-17
7.	84,892	10-3-15	Notre Dame	W	24-22
8.	84,869	10-20-01	North Carolina	L	3-38
9.	84,867	11-19-88	South Carolina	W	29-10
10.	84,576	9-17-88	Florida State	L	21-24

without problems. One afternoon during the clearing of the land, a young player proudly announced that he was not allergic to poison oak. He then proceeded to attack the poison oak with a swing blade, throwing the plants to and fro. The next day, the boy was swollen twice his size and was hospitalized.

There are many other stories about the stadium, including one that Frank Howard put a chew of tobacco in each corner as the concrete poured.

Howard said that the seeding of the grass caused a few problems. "About 40 people and I laid sod on the field," he said. "After three weeks on July 15, we had only gotten halfway through.

"I told them that it had taken us three weeks to get that far and I would give them three more weeks' pay for however long it took. I also told them we would have

50 gallons of ice cream when we got through. After that, it took them three days to do the rest of the field. Then we sat down in the middle of the field and ate up that whole 50 gallons."

Howard said that on the day of the first game in the stadium, "the gates were hung at 1 p.m. and we played at 2 p.m." But that would be all of the construction for awhile. Then in 1958, 18,000 sideline seats were added, and in 1960, 5,658 West endzone seats were added in response to increasing attendance. With the large East endzone ("Green Grass" section), this expansion increased capacity to 53,000.

Later, upper decks were added to each side of Memorial Stadium as crowds swelled - the first in 1978 and the second in 1983. It increased capacity to over 80,000, which makes it one of the nation's largest on-campus stadiums. In 2006, the WestZone was added, an area that contains locker rooms and a luxury club level that holds over 1,000 seats.

The effect that inflation has had can be dramatically seen in the differences in stadium construction. The original part of Memorial Stadium was built at a cost of only \$125,000, or \$6.25 per seat. Memorial Stadium's newest upper deck was finished in 1983 at a cost of \$13.5 million, or \$866 per seat.

Through the years, Memorial Stadium has become known as "Death Valley." It was tagged by the late Presbyterian College Coach Lonnie McMillian in the late 1940s. After bringing his teams to Clemson for years

and getting whipped, he said the place was like "Death Valley." A few years later, the name stuck.

In 1974, the playing surface was named Frank Howard Field for the legendary coach because of his long service and dedication to Clemson University.

Luckily, it wasn't built behind the YMCA.



# RUNNING DOWN THE HILL

## 6 FOOTBALL SENIORS



**W**hat has been described as “the most exciting 25 seconds in college football” from a color and pageantry standpoint actually started out as a matter-of-fact entrance, mainly because of necessity.

The first 20,000 seats in Memorial Stadium were built and ready for use before the 1942 season, less than a year after Pearl Harbor was bombed and the United States was drawn into World War II.

The shortest entry into Memorial Stadium was a short walk down Williamson Road from Fike Fieldhouse’s dressing rooms to a gate at the top of the Hill, located behind the East endzone. There were no dressing facilities inside the West endzone of Memorial Stadium...there was only a giant clock, where the hands turned, and a scoreboard that was operated by hand.

The team would dress in Fike Fieldhouse, walk down Williamson Road, come in the gate underneath where the scoreboard now stands and jog down the Hill for its warmup exercises. There was no fanfare, no cannon shot fired, no Tiger Paw flag, no “Tiger Rag” played...just the team making its entrance and lining up to do the side-straddle hop. That is the way things went for the next 25 years.

Either in 1964 or 1965, Sam Jones, a member of the class of 1919, made a trip to California. He stopped at a spot in Death Valley, Calif. and picked up a white flint rock. He presented it to Head Coach Frank Howard as being from Death Valley, California to Death Valley, South Carolina.

The rock laid on the floor in Howard’s office in Fike

Fieldhouse for years. One day, he was cleaning up his office and told Gene Willimon, who was executive secretary of IPTAY, to “take this rock and throw it over the fence or out in the ditch...do something with it, but get it out of my office!”

Willimon did not think that was the way a rock should be treated. After all, it had been brought over 1,900 miles by a very sincere Tiger fan.

By the mid-1960s, Memorial Stadium was living up to its moniker (“Death Valley”) because of the number of Tiger wins that had been recorded there. Actually, the name was first used by Lonnie McMillian, head coach at Presbyterian College during the 1940s.

McMillian and the other Blue Hose coaches before him opened each season by playing at Clemson. Seldom scoring (24 shutouts in 39 games) and with only three wins and four ties to show for it, his teams were getting “killed” by the Tigers regularly.

In 1948, McMillian made the comment to the press that he was taking his team to play Clemson in “Death Valley.” An occasional reference to Memorial Stadium by that name could be heard the next four years, but when Howard started calling it “Death Valley” in the 1950s, the name took off like wildfire. Clemson celebrated its 75th year in the “Valley” in 2016 with a 6-1 home record, and has won 39 of its last 42 (.929) at home since 2011.

But getting back to Howard’s Rock.

It was mounted on a pedestal at the top of the Hill on the East side of the stadium. It was unveiled Sept. 24, 1966, when Clemson played Virginia. The Tigers trailed by 18 points with 17 minutes left and came back to win

40-35 on a 75-yard pass from Jimmy Addison to Jacky Jackson in the fourth quarter. That was quite a debut for the Rock.



# RUNNING DOWN THE HILL



Howard told of the incident the following day on his television show, and the story became legend.

When Hootie Ingram succeeded Howard as head coach in 1970, he made the logical decision that the team would make its final entrance out of the new dressing room in the West endzone. In all home games during the 1970 and 1971 seasons and the first four games of 1972 when the Tigers did not run down the Hill, their combined record was 6-9.

The seniors, led by Ben Anderson, decided they wanted to come down the Hill prior to the South Carolina contest, the finale of the 1972 season. The result, in a cold, freezing rain, was a 7-6 victory when Jimmy Williamson knocked down a two-point conversion attempt, which preserved the narrow win.

Clemson has made the entrance every home game since 1942, except for the years mentioned above and the first game of 1973 (382 times entering 2017).

After final warmups, the team gathers back in its dressing room under the West endzone stands for its final game instructions. Approximately 10 minutes prior to kickoff, the team boards three buses, rides around behind the North stands to the East endzone and disembarks to the top of the Hill behind Howard's Rock.

At the appointed time, the cannon booms, and led by a giant Tiger Paw flag carried by cheerleaders and Rally Cats, the band forms two lines for the team to run between and strikes up "Tiger Rag"...the frenzy starts in all sincerity and usually lasts for three hours.

It is a tradition that has inspired Clemson players for many years. Yahoo! Sports agrees, as it rated it the best entrance in the nation in 2014.

The team members started rubbing Howard's Rock prior to running down the Hill on Sept. 23, 1967, a day when Clemson defeated Wake Forest by a score of 23-6.

Prior to running down the Hill, Howard told his players, "If you're going to give me 110 percent, you can rub that Rock. If you're not, keep your filthy hands off it!"





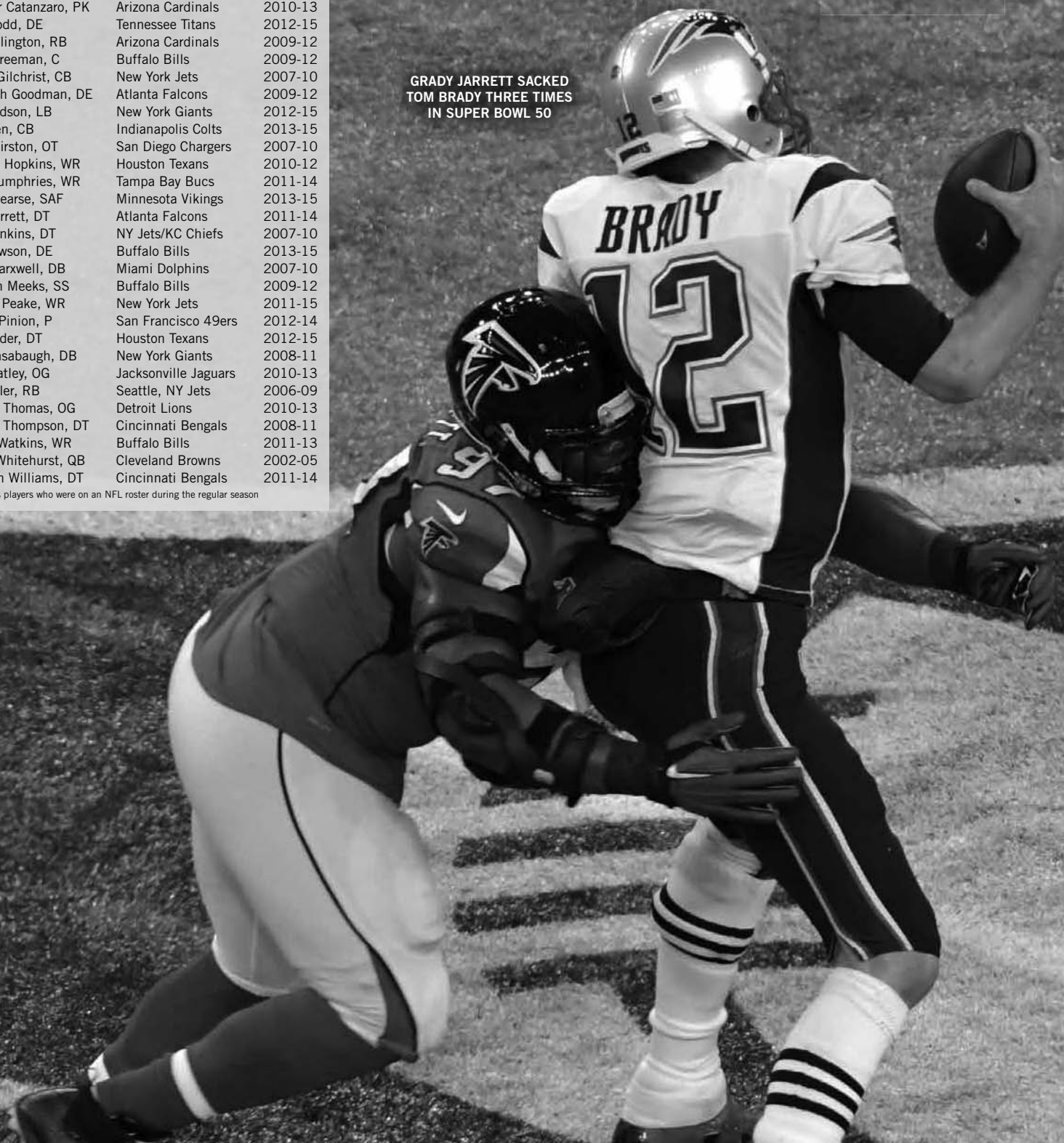
# 2016 NFL TIGERS



Player, Pos.	Team	CU Years
Dwayne Allen, TE	Indianapolis Colts	2008-11
Mackensie Alexander, CB	Minnesota Vikings	2014-15
Stephon Anthony	New Orleans Saints	2011-14
Isaiah Battle	Los Angeles Rams	2012-14
Tavaris Barnes	Seattle Seahawks	2011-14
Vic Beasley, LB	Atlanta Falcons	2011-14
Andre Branch, DE	Miami Dolphins	2008-11
Bashaud Breeland, CB	Washington Redskins	2011-13
Zac Brooks, RB	Seattle Seahawks	2013-15
Jaron Brown, WR	Arizona Cardinals	2009-12
Chandler Catanzaro, PK	Arizona Cardinals	2010-13
Kevin Dodd, DE	Tennessee Titans	2012-15
Andre Ellington, RB	Arizona Cardinals	2009-12
Dalton Freeman, C	Buffalo Bills	2009-12
Marcus Gilchrist, CB	New York Jets	2007-10
Maliliciah Goodman, DE	Atlanta Falcons	2009-12
B.J. Goodson, LB	New York Giants	2012-15
T.J. Green, CB	Indianapolis Colts	2013-15
Chris Hairston, OT	San Diego Chargers	2007-10
DeAndre Hopkins, WR	Houston Texans	2010-12
Adam Humphries, WR	Tampa Bay Bucs	2011-14
Jayron Kearsse, SAF	Minnesota Vikings	2013-15
Grady Jarrett, DT	Atlanta Falcons	2011-14
Jarvis Jenkins, DT	NY Jets/KC Chiefs	2007-10
Shaq Lawson, DE	Buffalo Bills	2013-15
Byron Maxwell, DB	Miami Dolphins	2007-10
Jonathan Meeks, SS	Buffalo Bills	2009-12
Charone Peake, WR	New York Jets	2011-15
Bradley Pinion, P	San Francisco 49ers	2012-14
D.J. Reader, DT	Houston Texans	2012-15
Coty Sensabaugh, DB	New York Giants	2008-11
Tyler Shatley, OG	Jacksonville Jaguars	2010-13
C.J. Spiller, RB	Seattle, NY Jets	2006-09
Brandon Thomas, OG	Detroit Lions	2010-13
Brandon Thompson, DT	Cincinnati Bengals	2008-11
Sammy Watkins, WR	Buffalo Bills	2011-13
Charlie Whitehurst, QB	Cleveland Browns	2002-05
DeShawn Williams, DT	Cincinnati Bengals	2011-14


List denotes players who were on an NFL roster during the regular season

GRADY JARRETT SACKED  
TOM BRADY THREE TIMES  
IN SUPER BOWL 50




# FORMER NFL TIGER GREATS


DWIGHT CLARK




LEVON KIRKLAND



TREVOR PRYCE



BRIAN DAWKINS



# SUPER BOWL CHAMPIONS



BYRON MAXWELL

Player	Pos.	Year(s)	Team
Dan Benish	DT	1987	Redskins
Jeff Bostic	C	1982,87,91	Redskins
Dwight Clark	WR	1981,84	49ers
Bennie Cunningham	TE	1978,79	Steelers
Ty Davis	CB	1986	Giants
Nick Eason	DT	2008	Steelers
Terrence Flagler	RB	1988,89	49ers
Steve Fuller	QB	1985	Bears
Chris Gardocki	P	2005	Steelers
Andy Headen	LB	1986	Giants
Tony Horne	WR	1999	Rams
Terry Kinard	FS	1986	Giants
Bill Mathis	RB	1968	Jets
Byron Maxwell	CB	2013	Seahawks
Dexter McCleon	CB	1999	Rams
John McMakin	TE	1974	Steelers
William Perry	MG	1985	Bears
Trevor Pryce	DT	1997,98	Broncos
Archie Reese	DT	1981	49ers
Wayne Simmons	LB	1996	Packers
Jim Stuckey	DT	1981,84	49ers
James Trapp	DB	2000	Ravens
Anthony Waters	LB	2009	Saints
Charlie Waters	S	1971,77	Cowboys

Note: Years reflect regular seasons.





# PRO BOWL PLAYERS

VIC BEASLEY

Year	Player	Pos.	Team
1952	Ray Mathews	HB	Steelers
1955	Ray Mathews	HB	Steelers
1961	Bill Hudson	DT	Chargers
	Bill Mathis	RB	Jets
	Harold Olson	OT	Bills
1963	Bill Mathis	RB	Jets
1976	Charlie Waters	S	Cowboys
1977	Charlie Waters	S	Cowboys
1978	Charlie Waters	S	Cowboys
1980	Jerry Butler	WR	Bills
1981	Dwight Clark	WR	49ers
1982	Dwight Clark	WR	49ers
1983	Jeff Bostic	C	Redskins
1985	Dale Hatcher	P	Rams
	Kevin Mack	RB	Browns
1987	Kevin Mack	RB	Browns
1988	Terry Kinard	S	Giants
	Johnny Rembert	LB	Patriots
1989	Michael Dean Perry	DT	Browns
	Johnny Rembert	LB	Patriots
	David Treadwell	PK	Broncos
1990	Michael Dean Perry	DT	Browns
1991	Michael Dean Perry	DT	Browns
1993	Michael Dean Perry	DT	Browns
	Donnell Woolford	CB	Bears
1994	Chester McGlockton	DT	Raiders
	Michael Dean Perry	DT	Browns
1995	Chester McGlockton	DT	Raiders
1996	Terry Allen	TB	Redskins
	Chris Gardocki	P	Colts
	Levon Kirkland	LB	Steelers
	Chester McGlockton	DT	Raiders
	Michael Dean Perry	DT	Broncos
1997	Levon Kirkland	LB	Steelers
	Chester McGlockton	DT	Raiders
1998	Ed McDaniel	LB	Vikings
1999	Brian Dawkins	S	Eagles
	Trevor Pryce	DT	Broncos
2000	Trevor Pryce	DT	Broncos
2001	Brian Dawkins	S	Eagles
	Trevor Pryce	DT	Broncos
2002	Brian Dawkins	S	Eagles
	Trevor Pryce	DT	Broncos
2004	Brian Dawkins	S	Eagles
2005	Brian Dawkins	S	Eagles
2006	Brian Dawkins	S	Eagles
	Justin Miller	KR	Jets
2008	Brian Dawkins	S	Eagles
2009	Brian Dawkins	S	Broncos
2011	Brian Dawkins	S	Broncos
2012	C.J. Spiller	RB	Bills
2015	DeAndre Hopkins	WR	Texans
2016	Vic Beasley	DE/LB	Falcons

Note: Years reflect regular seasons.





# ALL-AMERICANS

## CONSENSUS ALL-AMERICANS

Year	Player	Pos.
1967	Harry Olszewski	G
1974	Bennie Cunningham	TE
1979	Jim Stuckey	DT
1981	Jeff Davis	LB
	Terry Kinard	FS
1982	Terry Kinard	FS
1983	William Perry	MG
1986	Terrence Flagler	RB
1987	David Treadwell	PK
1988	Donnell Woolford	CB
1990	Stacy Long	OT
1991	Jeb Flesch	OG
	Levon Kirkland	LB
1993	Stacy Seegars	OG
1997	Anthony Simmons	LB
2000	Keith Adams	LB
2005	Tye Hill	CB
2006	Gaines Adams	DE
2009	C.J. Spiller	RB
2010	Da'Quan Bowers	DE
2011	Dwayne Allen	TE
2013	Vic Beasley	DE
2014	Vic Beasley	DE
2015	Shaq Lawson	DE
	Deshaun Watson	QB

## AP ALL-AMERICANS

Year	Player	Pos.
1939	Banks McFadden	B
1959	Lou Cordileone	L
1974	Bennie Cunningham	TE
1978	Jerry Butler	WR
1979	Jim Stuckey	DT
1981	Terry Kinard	FS
1982	Terry Kinard	FS
1987	David Treadwell	PK
1990	Stacy Long	OT
1991	Jeb Flesch	OG
1993	Stacy Seegars	OG
1997	Anthony Simmons	LB
2000	Keith Adams	LB
2006	Gaines Adams	DE
2009	C.J. Spiller	AP
2010	Da'Quan Bowers	DE
2011	Dwayne Allen	TE
	Sammy Watkins	AP
2014	Vic Beasley	DE
2015	Shaq Lawson	DE
	Deshaun Watson	QB

Note: First-team selections only.

DESHAUN WATSON WAS ONE OF TWO  
CONSENSUS ALL-AMERICANS FOR  
THE TIGERS IN 2015.

# ALL-AMERICANS

## MULTI-YEAR ALL-AMERICANS

Player	Pos.	Years
Joe Blalock	WR	1940,41
Bennie Cunningham	TE	1974,75
Joe Bostic	OG	1977,78
Terry Kinard	FS	1981,82
William Perry	MG	1982-84
John Phillips	OG	1986,87
Donnell Woolford	CB	1987,88
Stacy Long	OT	1989,90
Chris Gardocki	PK	1989,90
Levon Kirkland	LB	1990,91
Stacy Seegars	OG	1992,93
Anthony Simmons	LB	1995-97
Keith Adams	LB	1999,00
Kyle Young	C	2000,01
Sammy Watkins	WR	2011-13
Vic Beasley	DE	2013,14

Note: First-team selections only.

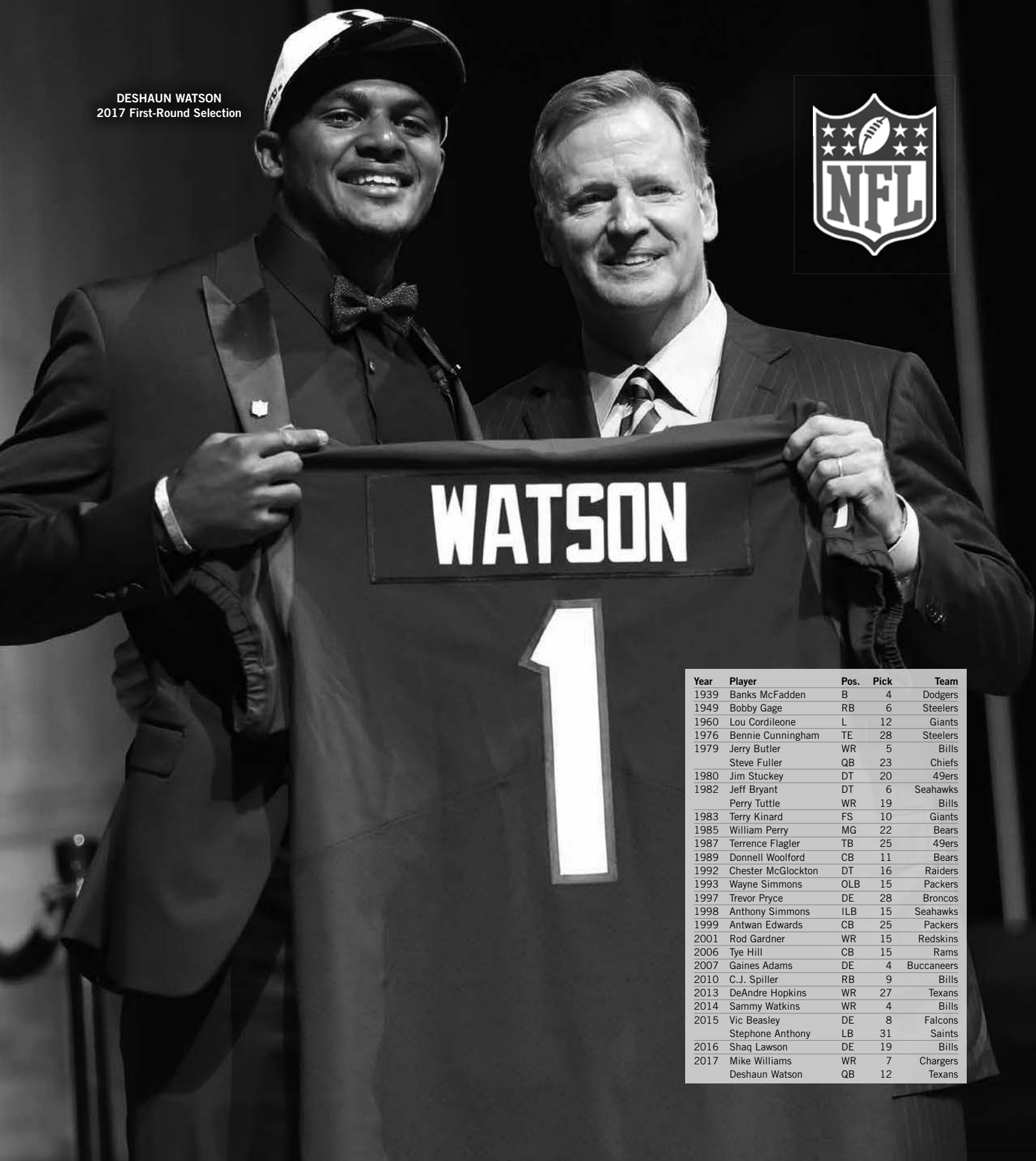
Year	Player	Pos.	AP	UPI	FC	FW	WC	SN	FN	Other
1928	O.K. Pressley	C								Heisman <sup>(3)</sup> , NEA <sup>(3)</sup>
1939	Banks McFadden	B	1	3	1	1				Colliers <sup>(1)</sup> , NEA <sup>(1)</sup>
1940	Joe Blalock	E		2						Hearst <sup>(1)</sup>
1941	Joe Blalock	E		2	1				1	Central Press <sup>(1)</sup>
1945	Ralph Jenkins	C	3							INS <sup>(1)</sup>
1948	Bobby Gage	B								INS <sup>(1)</sup>
1950	Jackie Calvert	S	2							NEA <sup>(1)</sup>
1952	Tom Barton	OL		2						
1955	Joel Wells	RB		3						
1959	Lou Cordileone	OL	1				1			
1966	Wayne Mass	OL		2						Dell Sports <sup>(1)</sup>
1967	Harry Olszewski	OG	2	1	1	1	1	2		
1970	Dave Thompson	OG		2						NEA <sup>(1)</sup>
1974	Bennie Cunningham	TE	1	1	1				1	
1975	Bennie Cunningham	TE						1	1	Time <sup>(1)</sup>
1977	Joe Bostic	OG	3			1			3	
1978	Joe Bostic	OG	2	2					1	
	Jerry Butler	WR	1				1			NEA <sup>(2)</sup>
	Steve Fuller	QB	3							
1979	Jim Stuckey	DT	1	1		1			1	
1980	Obed Ariri	PK								NEA <sup>(2)</sup>
1981	Jeff Davis	LB	2	1	1	1	1		1	
	Terry Kinard	FS	1			1				NEA <sup>(1)</sup>
	Perry Tuttle	WR						1	2	
	Jeff Bryant	DT							2	
	Lee Nanney	OT		2						
1982	* Terry Kinard	FS	1	1	1	1	1	1	1	
	William Perry	MG	3							
	Johnny Rembert	LB	3						3	
1983	William Perry	MG	1	1		1	1		2	
	James Robinson	DT						2		
	James Farr	OG	3							
1984	William Perry	MG	3	1			1		1	
	Dale Hatcher	P						2		
	Donald Igwebuike	PK	3							
1985	Steve Reese	OG							2	
1986	Terrence Flagler	RB	3			1			3	
	John Phillips	OG		1				2	2	
1987	Michael Dean Perry	DT		2		1		2	2	
	John Phillips	OG	2						3	
	David Treadwell	PK	1	1	1		1	1	1	
	Donnell Woolford	CB	3		1			2		
1988	Donnell Woolford	CB		1	1	1	1	1	2	
1989	Stacy Long	OT	3						1	
	Chris Gardocki	PK	3							
1990	Stacy Long	OT	1	1	1	1			1	
	Chris Gardocki	PK	2	2					3	
	Levon Kirkland	LB	2	2					3	
1991	Jeb Flesch	OG	1	1			1	2	1	
	Levon Kirkland	LB		2	1		1	1	2	SH <sup>(1)</sup>
	Rob Bodine	MG	2			1		2		CP <sup>(2)</sup>
	Ed McDaniel	LB	3							CP <sup>(1)</sup>
1992	Stacy Seegars	OG	2	2					3	
	Nelson Welch	PK	3							

Year	Player	Pos.	AP	UPI	FC	FW	WC	SN	FN	Other
1993	Stacy Seegars	OG	1	2			1	1	1	CP <sup>(2)</sup>
1995	Brian Dawkins	S	2					2		
	Anthony Simmons	LB	3							
1996	Anthony Simmons	LB	3					1	2	
1997	Anthony Simmons	LB	1		1			1	2	CP <sup>(2)</sup>
	Jim Bundren	OT	3					3	2	
1998	Antwan Edwards	CB	3						3	Football Digest <sup>(1)</sup>
1999	Keith Adams	LB	2				3	1		CBS Sportsline <sup>(2)</sup>
2000	Keith Adams	LB	1			1	1	1		CNN <sup>(1)</sup>
	Kyle Young	C					3	2		
	Robert Carswell	FS	3					3		
	Rod Gardner	WR								Gannett <sup>(1)</sup> , CP <sup>(1)</sup>
2001	Kyle Young	C						3	3	
2002	Brian Mance	CB							4	
2004	Justin Miller	KR							2	Rivals <sup>(2)</sup> , CNN <sup>(2)</sup>
	Leroy Hill	LB	3							Rivals <sup>(1)</sup>
2005	Tye Hill	CB	2			1	1	2		Rivals <sup>(1)</sup> , ESPN <sup>(1)</sup>
2006	* Gaines Adams	DE	1		1	1	1	1	1	Rivals <sup>(1)</sup> , ESPN <sup>(1)</sup>
	Nathan Bennett	OG	3							
2007	Barry Richardson	OT					2		1	
	Chris McDuffie	OG						2		
2009	* C.J. Spiller	RB	1		1	1	1	1	1	Rivals <sup>(1)</sup> , ESPN <sup>(1)</sup>
	DeAndre McDaniel	S						1	3	Steele <sup>(1)</sup> , CBS <sup>(1)</sup>
	Thomas Austin	OG							3	
2010	* Da'Quan Bowers	DE	1		1	1	1	1	1	Rivals <sup>(1)</sup> , ESPN <sup>(1)</sup>
	DeAndre McDaniel	S								Rivals <sup>(3)</sup> , Steele <sup>(3)</sup>
2011	Dwayne Allen	TE	1			1				ESPN <sup>(1)</sup> , SI <sup>(1)</sup> , Steele <sup>(1)</sup> , CBS <sup>(2)</sup>
	Sammy Watkins	WR	1							Fox Sports <sup>(1)</sup> , SI <sup>(1)</sup> , Steele <sup>(2)</sup>
	Andre Branch	DE	3				2			CBS Sports <sup>(2)</sup> , SI <sup>(2)</sup> , Steele <sup>(2)</sup>
2012	Tajh Boyd	QB			1					Lindy's <sup>(3)</sup>
	Dalton Freeman	C	2		1		2			Scout <sup>(2)</sup> , Steele <sup>(2)</sup>
	Sammy Watkins	WR								CP <sup>(1)</sup>
	DeAndre Hopkins	WR	3							CBS Sports <sup>(2)</sup> , Lindy's <sup>(2)</sup> , Scout <sup>(2)</sup> , Steele <sup>(2)</sup>
2013	Vic Beasley	DE	2			2	1	1		CBS Sports <sup>(1)</sup> , SI <sup>(1)</sup> , USA <sup>(1)</sup> , Steele <sup>(2)</sup>
	Sammy Watkins	WR	2		1		2			CBS Sports <sup>(2)</sup> , Lindy's <sup>(2)</sup> , Steele <sup>(2)</sup> , USA <sup>(2)</sup>
2014	Vic Beasley	DE	1		1	2	1			CBS Sports <sup>(2)</sup> , USA <sup>(2)</sup> , Scout <sup>(2)</sup> , Steele <sup>(2)</sup>
	Grady Jarrett	DT								Athlon <sup>(3)</sup>
2015	Shaq Lawson	DE	1		1	1	1	2		ESPN <sup>(1)</sup> , USA <sup>(1)</sup> , CBS Sports <sup>(2)</sup> , Athlon <sup>(2)</sup> , SI <sup>(2)</sup>
	Deshaun Watson	QB	1		1	1	2	2		CBS Sports <sup>(1)</sup> , ESPN <sup>(1)</sup> , USA <sup>(1)</sup> , Athlon <sup>(1)</sup> , SI <sup>(2)</sup>
	Mackensie Alexander	CB	3							Athlon <sup>(2)</sup>
	Greg Huegel	PK								SI <sup>(2)</sup>
	Jayron Kears	S	2							ESPN <sup>(1)</sup> , CBS Sports <sup>(2)</sup> , Athlon <sup>(2)</sup> , SI <sup>(2)</sup>
	Jordan Leggett	TE						2		Athlon <sup>(3)</sup>
2016	Ben Boulware	LB	3		2	2	2			USA Today <sup>(2)</sup>
	Jordan Leggett	TE			2					CBS Sports <sup>(2)</sup>
	Cordrea Tankersley	CB	3							USA Today <sup>(1)</sup>
	Carlos Watkins	DT	2							CBS Sports <sup>(1)</sup>
	Deshaun Watson	QB	2		2		2	2		SI <sup>(2)</sup>
	Christian Wilkins	DE	3		1	1	2	2		USA Today <sup>(1)</sup>
	Mike Williams	WR					2			Steele <sup>(2)</sup>

\* - unanimous All-American; WC - Walter Camp; NEA - Newspaper Enterprise of America; SH - Scripps-Howard; CP - College & Pro Football Weekly; INS - International News Service

# FIRST-ROUND DRAFT PICKS

DESHAUN WATSON  
2017 First-Round Selection



Year	Player	Pos.	Pick	Team
1939	Banks McFadden	B	4	Dodgers
1949	Bobby Gage	RB	6	Steelers
1960	Lou Cordileone	L	12	Giants
1976	Bennie Cunningham	TE	28	Steelers
1979	Jerry Butler	WR	5	Bills
	Steve Fuller	QB	23	Chiefs
1980	Jim Stuckey	DT	20	49ers
1982	Jeff Bryant	DT	6	Seahawks
	Perry Tuttle	WR	19	Bills
1983	Terry Kinard	FS	10	Giants
1985	William Perry	MG	22	Bears
1987	Terrence Flagler	TB	25	49ers
1989	Donnell Woolford	CB	11	Bears
1992	Chester McGlockton	DT	16	Raiders
1993	Wayne Simmons	OLB	15	Packers
1997	Trevor Pryce	DE	28	Broncos
1998	Anthony Simmons	ILB	15	Seahawks
1999	Antwan Edwards	CB	25	Packers
2001	Rod Gardner	WR	15	Redskins
2006	Tye Hill	CB	15	Rams
2007	Gaines Adams	DE	4	Buccaneers
2010	C.J. Spiller	RB	9	Bills
2013	DeAndre Hopkins	WR	27	Texans
2014	Sammy Watkins	WR	4	Bills
2015	Vic Beasley	DE	8	Falcons
	Stephone Anthony	LB	31	Saints
2016	Shaq Lawson	DE	19	Bills
2017	Mike Williams	WR	7	Chargers
	Deshaun Watson	QB	12	Texans



# OFFENSIVE LINEMAN TRADITION



**2** Number of years **Dalton Freeman** (2011,12) and **Kyle Young** (2000,01) were finalists for the Rimington Trophy, which is given to the top center in the nation.

**3** Number of consecutive years **Kyle Young** was named a First-Team Verizon Academic All-American, just the second three-time selection among offensive linemen in college football history. Young was also a two-time All-American on the field.

**3** Number of first-team All-ACC offensive linemen Clemson had in 2016. It was the first time in Clemson history Clemson had three first-team selections.

**5** Number of All-ACC offensive linemen the Tigers had in 2015, the first time in school history the entire starting lineup made one of the three all-conference teams.

**49** Number of games center **Dalton Freeman** (2009-12) started in his career, a school record.

**1096** Number of snaps played in 2015 by senior **Eric Mac Lain**, most in Clemson history by an offensive lineman over the course of a single season. Mac Lain was a first-team All-ACC choice by the media and head coaches.

## HONORS

### OUTLAND TROPHY FINALISTS

Stacy Long, OT 1990

### RIMINGTON TROPHY FINALISTS

Kyle Young, C 2000,01  
Dalton Freeman, C 2011,12

### ALL-AMERICANS

O.K. Pressley, C 1928  
Ralph Jenkins, C 1945  
Tom Barton, OG 1952  
Wayne Mass, OT 1966  
Harry Olszewski, OG 1967  
Dave Thompson, OG 1970  
Joe Bostic, OG 1977,78  
Lee Nanney, OT 1981  
James Farr, OG 1983  
Steve Reese, OG 1985  
John Phillips, OG 1986,87  
Stacy Long, OT 1989,90  
Jeb Flesch, OG 1991  
Stacy Seegars, OG 1992,93  
Jim Bundren, OT 1997  
Kyle Young, C 2000,01  
Nathan Bennett, OG 2006  
Barry Richardson, OT 2007  
Chris McDuffie, OG 2007  
Thomas Austin, OG 2009  
Dalton Freeman, C 2012

### ACC JACOBS BLOCKING TROPHY

Wayne Mass, OT 1966  
Harry Olszewski, OG 1967  
Joe Bostic, OG 1977  
Lee Nanney, OT 1981  
James Farr, OG 1983  
John Phillips, OG 1987

### ALL-CONFERENCE PLAYERS

O.L. Derrick, OG 1903-05  
W.A. Schiletter, OT 1913  
Mutt Gee, C 1917  
L.M. Lightsey, OT 1919,20,22  
R.C. Potts, OG 1919  
O.K. Pressley, C 1928  
Tom Brown, OT 1935  
Charlie Woods, C 1937  
Ralph Jenkins, C 1944,45  
Bill Thomas, C 1958  
Ted Bunton, C 1963  
Don Chuy, OG 1963  
Billy Weaver, OG 1963  
Johnny Boyette, OT 1965  
Wayne Mass, OT 1966,67  
Harry Olszewski, OG 1966,67  
Joe Lhotsky, OT 1968  
Dave Thompson, OG 1970  
Ken Peoples, OT 1973,74  
Joe Bostic, OG 1977,78

Lacy Brumley, OT 1977  
Steve Kenney, OT 1978  
Jeff Bostic, OG 1979  
Lee Nanney, OT 1980,81  
Tony Berryhill, C 1981  
James Farr, OG 1983  
Steve Reese, OG 1984,85  
John Phillips, OG 1986,87  
Jeff Nunamacher, OT 1987,88  
Stacy Long, OT 1989,90  
Hank Phillips, C 1989  
Jeb Flesch, OG 1989-91  
Eric Harmon, OG 1990  
Mike Brown, C 1991  
Bruce Bratton, OT 1991  
Stacy Seegars, OG 1992,93  
Will Young, OG 1995  
Dwayne Morgan, OT 1995  
Jim Bundren, OT 1996,97  
Glenn Rountree, OG 1996,97  
Jamie Trimble, C 1996  
Holland Postell, OT 1998  
Corey Hulsey, OG 1998  
Kyle Young, C 2000,01  
Will Merritt, OG 2000,01  
Akil Smith, OT 2001  
Gregory Walker, OT 2003  
Roman Fry, OG 2005  
Nathan Bennett, OG 2006

Barry Richardson, OT 2006,07  
Dustin Fry, C 2006  
Chris McDuffie, OG 2007  
Thomas Austin, OL 2008,09  
Chris Hairston, OT 2009,10  
Dalton Freeman, C 2011,12  
Brandon Thomas, OT 2012,13  
Tyrone Crowder, OG 2015,16  
Joe Gore, OT 2015  
Jay Guillermo, C 2015,16  
Mitch Hyatt, OT 2015,16  
Eric Mac Lain, OG 2015

### ACC 50-YEAR SELECTIONS

Joe Bostic, OG 1975-78

### NFL PLAYERS

Thomas Austin, OG 2010-13  
Isaiah Battle, OT 2015,16  
Nathan Bennett, OG 2007,08  
Jeff Bostic, C 1980-93  
Joe Bostic, OG 1979-88  
Jim Bundren, OT 1998-00  
Don Chuy, OG 1963-69  
Brian Clark, OG 1982  
Chris Dolce, OG 1983  
James Farr, OG 1984,85  
Dalton Freeman, C 2013-16  
Dustin Fry, C 2007,08,09

Chris Hairston, OT 2011-15  
Ricky Harrell, C 1973  
Corey Hulsey, OG 2001,03-06  
Ralph Jenkins, C 1947  
Steve Kenney, OT 1979-86  
Wayne Mass, OT 1968-72  
Jim McCanless, OG 1960  
Antoine McClain 2012-15  
Dwayne Morgan, OT 2003  
Wayne Mulligan, C 1969-75  
Harold Olson, OT 1960-64  
Harry Olszewski, OG 1969,70  
Bob Patton, OT 1952  
Ken Peoples, OG 1975  
Barry Richardson, OT 2008-13  
Glenn Rountree, OG 1999  
Tyler Shatley, OG 2014-16  
Brandon Thomas, OT 2014-16  
Dave Thompson, OG 1971-75  
Gregory Walker, OG 2004  
Curtis Whitley, C 1992-97

### SUPER BOWL CHAMPIONS

Jeff Bostic, Redskins 1982,87,91



# RECEIVER TRADITION

**1** Number of tight ends named to the ACC 50-Year Anniversary team. The only pick was former Tiger **Bennie Cunningham**, an All-America tight end in 1974 and 1975.

**2** Number of times **Jordan Leggett** was a Mackey Award finalist

**4** Selection in the first round by **Sammy Watkins** in the 2014 NFL draft by the Bills, tied for the highest draft pick in Tiger history.

**6** Number of former Clemson wide receivers and tight ends on active NFL rosters in 2016.

**11** Number of ACC reception-yardage champions Clemson has had. That includes **DeAndre Hopkins** in 2012 and **Sammy Watkins** in 2013.

**50** **Dwayne Allen** won the John Mackey Award as the nation's top tight end in 2011 after totaling 50 receptions, eight of which went for touchdowns.

**111** Number of receptions by former Tiger **DeAndre Hopkins** for the Houston Texans in 2015, third-most in the NFL. The Pro Bowler had 1,521 yards as well.

**245** Number of catches for **Artavis Scott** in his Clemson career. He set the Clemson career mark in just three years.

CLEMSON CAREER RECEPTIONS LEADER, ARTAVIS SCOTT

## HONORS

### JOHN MACKEY AWARD WINNER

Dwayne Allen 2011

### JOHN MACKEY AWARD FINALIST

Jordan Leggett 2015,16

### SPORTING NEWS NATIONAL FOTY

Sammy Watkins 2011

### WALTER CAMP AWARD SEMIFINALISTS

Sammy Watkins 2011

### BILETNIKOFF AWARD FINALISTS

Sammy Watkins 2013

### BILETNIKOFF AWARD SEMIFINALISTS

Tony Horne 1997  
Rod Gardner 2000  
Sammy Watkins 2011  
DeAndre Hopkins 2012

### ALL-AMERICANS

Joe Blalock 1940,41  
Bennie Cunningham 1974,75  
Jerry Butler 1978

Perry Tuttle 1981  
Rod Gardner 2000  
Dwayne Allen 2011  
Sammy Watkins 2011-13  
DeAndre Hopkins 2012  
Jordan Leggett 2015,16  
Mike Williams 2016

### ALL-CONFERENCE PLAYERS

Hope Sandler 1902  
Gus Goins 1938  
Joe Blalock 1939-41  
Chip Clark 1942  
Glenn Smith 1950,51  
Dreher Gaskin 1953  
Scott Jackson 1954  
Dalton Rivers 1956  
Ray Masneri 1957,58  
Gary Barnes 1959  
Tommy King 1961  
Charlie Waters 1969  
John McMakin 1971  
Bennie Cunningham 1974,75  
Jerry Butler 1977,78  
Perry Tuttle 1980,81  
Frank Magwood 1982

K.D. Dunn 1983  
Jim Riggs 1985,86  
Terrance Roulhac 1984  
Terry Smith 1991  
Lamont Hall 1996  
Tony Horne 1997  
Rod Gardner 1999,00  
Airese Currie 2004  
Chansi Stuckey 2005,06  
Aaron Kelly 2007,08  
Jacoby Ford 2009  
Michael Palmer 2009  
Dwayne Allen 2011  
Sammy Watkins 2011,13  
Brandon Ford 2012  
DeAndre Hopkins 2012  
Artavis Scott 2014,15,16  
Mike Williams 2014,16  
Jordan Leggett 2015,16

### ACC 50-YEAR SELECTIONS

Jerry Butler 1975-78  
Bennie Cunningham 1973-75

### NFL PLAYERS

Dwayne Allen 2012-16  
Gary Barnes 1961-67  
Shelton Boyer 1987  
Jaron Brown 2013-16  
Martavis Bryant 2014,15  
Jerry Butler 1979-87  
Dwight Clark 1979-87  
James Coley 1990,91  
Bennie Cunningham 1976-85  
Airese Currie 2005,06  
K.D. Dunn 1985-88  
Jacoby Ford 2010-13  
Rod Gardner 2001-06  
Tyler Grisham 2009  
Lamont Hall 1999-05  
Derrick Hamilton 2004,05  
DeAndre Hopkins 2013-16  
Tony Horne 1998-00  
Adam Humphries 2015,16  
Keith Jennings 1989-97  
Ray Mathews 1951-60  
John McMakin 1972-76  
Michael Palmer 2010-14  
Charone Peake 2016

Bob Poole 1964-67  
Jim Riggs 1987-93  
Stan Rome 1979-82  
Larry Ryans 1993,96  
Chansi Stuckey 2007-10  
Rendrick Taylor 2010  
Doug Thomas 1991-93  
Perry Tuttle 1982-88  
Joey Walters 1977-87  
Sammy Watkins 2014,16  
Ray Williams 1987  
Kevin Youngblood 2006

### PRO BOWL PLAYERS

Jerry Butler 1980  
Dwight Clark 1981,82  
DeAndre Hopkins 2015

### SUPER BOWL CHAMPIONS

Dwight Clark, 49ers 1981,84  
Bennie Cunningham, Steelers 1977,78  
John McMakin, Steelers 1974  
Tony Horne, Rams 1999



# QUARTERBACK TRADITION

**1** Number of quarterbacks in FBS history to pass for at least 4,000 yards and rush for 1,000 in a season: **Deshaun Watson** in 2015.

**2** Finish in the voting for the 2016 Heisman Trophy for **Deshaun Watson**, highest in Clemson history. He was Clemson's first finalist in 2015.

**4** Number of victories without a loss **Charlie Whitehurst** had as a starting quarterback against South Carolina in his career (2002-05). He is the only starting signal-caller in series history to have a 4-0 record.

**9** Number of times **Deshaun Watson** defeated a top-25 team in his 35 starts at quarterback from 2014-16.


**20** Touchdown passes and home runs for two-sport athlete **Kyle Parker** during the 2009-10 academic year, the first NCAA Division I athlete to reach 20 of each in one season. He became Clemson's 51st all-time major league player when he played with the Colorado Rockies in 2014.

**32** Number of wins **Rodney Williams**, **Tajh Boyd** and **Deshaun Watson** accumulated during their respective careers, a Clemson record.

**133** **Tajh Boyd's** career touchdown responsibility total, an ACC record. He had 107 passing TDs and 26 rushing scores.

**5219** Total offense yardage by **Deshaun Watson** in 2016, an ACC single-season record. He passed for 4,593 yards and rushed for an additional 626.

TAJH BOYD



## HONORS

### GRIFFIN AWARD WINNERS

Deshaun Watson 2015

### MANNING AWARD WINNERS

Deshaun Watson 2015,16

### UNITAS AWARD WINNERS

Deshaun Watson 2016

### O'BRIEN AWARD WINNERS

Deshaun Watson 2015,16

### HEISMAN TROPHY FINALISTS

Deshaun Watson 2015,16

### MAXWELL AWARD FINALISTS

Deshaun Watson 2015

### WALTER CAMP FINALISTS

Deshaun Watson 2015,16

### MANNING AWARD FINALISTS

Tajh Boyd 2012,13

### MANNING AWARD SEMIFINALISTS

Tajh Boyd 2011-13

### O'BRIEN AWARD SEMIFINALISTS

Woodrow Dantzler 2000,01

Tajh Boyd 2011-13

### UNITAS AWARD SEMIFINALISTS

Tajh Boyd 2012,13

### ALL-AMERICANS

Banks McFadden 1939

Steve Fuller 1978

Tajh Boyd 2012

Deshaun Watson 2015,16

### ACADEMIC ALL-AMERICANS

Charlie Bussey 1956

Harvey White 1957

Steve Fuller 1977,78

Mike Eppley 1984

### NCAA POSTGRADUATE SCHOLARSHIPS

Jimmy Bell 1964

Jimmy Addison 1968

Steve Fuller 1979

### ACC PLAYERS-OF-THE-YEAR

Steve Fuller 1977,78

Tajh Boyd 2012

Deshaun Watson 2015

### ALL-CONFERENCE PLAYERS

John Maxwell 1902,03

Goat McMillan 1929

Banks McFadden 1939

Bobby Gage 1948

Billy Hair 1951,52

Don King 1953,54

Charlie Bussey 1956

Harvey White 1957

Lowndes Shingler 1960

Jimmy Addison 1967

Ken Pengitore 1973

Steve Fuller 1977,78

Homer Jordan 1981

Mike Eppley 1984

Woodrow Dantzler 2001

Charlie Whitehurst 2005

Cullen Harper 2007

Tajh Boyd 2011-13

Deshaun Watson 2015,16

### PROFESSIONAL PLAYERS

DeChane Cameron 1992

Woodrow Dantzler 2002,03

Steve Fuller 1979-87

Bobby Gage 1949,50

Nealon Greene 1998-05

Dick Hendley 1951

Homer Jordan 1983-85

Banks McFadden 1940

Will Proctor 2007,08

Harvey White 1960

Charlie Whitehurst 2006-16

### SUPER BOWL CHAMPIONS

Steve Fuller, Bears 1985

# RUNNING BACK TRADITION

C.J. SPILLER



**1** Bill Mathis was a member of the New York Jets' 1969 Super Bowl Championship team, the first former Tiger to win a Super Bowl ring.

**2** Number of Super Bowl Championship rings won by former Tiger **Terrence Flagler** with the San Francisco 49ers in 1988 and 1989.

**5** Number of years since 2011 Clemson has had a 1,000-yard rusher.

**5** Consecutive years Clemson had a First-Team or Second-Team All-ACC running back from 2005-09.

**6** Finish for 2009 senior **C.J. Spiller** in the Heisman Trophy balloting. It is also the number of Tigers who have led the ACC in rushing, including all-time Clemson rushing leader **Raymond Priestler** (1994-97).

**10** Number of All-ACC running backs Clemson has had in the last 11 years.

**1527** Number of rushing yards by **Wayne Gallman** in 2015, breaking Priestler's single-season Clemson record.

**7588** Number of career all-purpose yards by **C.J. Spiller** in his four years with the Tiger program, the fourth-highest total in NCAA history and 1700 more than any other player in ACC history.

## HONORS

### ALL-AMERICANS

Joel Wells	1955
Terrence Flagler	1986
C.J. Spiller	2009

### ACC PLAYERS-OF-THE-YEAR

Buddy Gore	1967
C.J. Spiller	2009

### ACC ROOKIES-OF-THE-YEAR

Chuck McSwain	1979
Terry Allen	1987
Ronald Williams	1990
James Davis	2005

### ALL-CONFERENCE PLAYERS

Jock Hanvey	1903
Fritz Furtick	1905

Stumpy Banks	1919
Goat McMillian	1929
Don Willis	1938
Charlie Timmons	1940,41
Ray Mathews	1949
Fred Cone	1950
Billy Hair	1951,52
Joel Wells	1955,56
Doug Cline	1959
Bill Mathis	1959
Bill McGuirt	1960
Pat Crain	1963
Hugh Mauldin	1965
Buddy Gore	1967,68
Ray Auger	1969
Lester Brown	1978
Cliff Austin	1982
Kenny Flowers	1985

Terrence Flagler	1986
Terry Allen	1987,88
Ronald Williams	1990,91
Raymond Priestler	1995-97
Travis Zachery	2000
James Davis	2006,07
C.J. Spiller	2006,08,09
Andre Ellington	2011,12
Roderick McDowell	2013
Wayne Gallman	2015,16

### NFL PLAYERS

Terry Allen	1991-01
Cliff Austin	1983-87
Bob Baldwin	1966,67
Zac Brooks	2016
Ken Callicutt	1978-82
Fred Cone	1951-60

James Davis	2009,10
Stacy Driver	1987
Andre Ellington	2013-16
Terrence Flagler	1987-91
Kenny Flowers	1987-89
Steve Griffin	1987
Jamie Harper	2011,12
Rudy Harris	1993-95
Tracy Johnson	1989-96
Kevin Mack	1985-93
Bill Mathis	1960-69
Jeff McCall	1983
Chuck McSwain	1983-87
Joe Pagliei	1959,60
Marion Reeves	1974-76
Marvin Sims	1980,81
C.J. Spiller	2010-16
Don Testerman	1976-80

Charlie Timmons	1946
Sid Tinsley	1945
Joel Wells	1957-61
Derrick Witherspoon	1995-97
Terry Witherspoon	2001

### PRO BOWL PLAYERS

Ray Mathews	1952,53,55
Bill Mathis	1963
Kevin Mack	1985-87
Terry Allen	1996
C.J. Spiller	2012

### SUPER BOWL CHAMPIONS

Terrence Flagler, 49ers	1988,89
Bill Mathis, Jets	1969



# DEFENSIVE LINEMAN TRADITION

**2** Number of national awards won by **Da'Quan Bowers** in 2010. He won the Bronko Nagurski Award as the top defensive player in the nation and the Ted Hendricks Award as the top defensive end in the country.

**4** Overall draft selection of the late **Gaines Adams** in the 2007 NFL draft by Tampa Bay. He was named to the 2007 NFL All-Rookie team after he led all rookies in sacks.

**6** Number of former Clemson defensive linemen who have played on Super Bowl Championship teams. That includes **Nick Eason**, a member of the Steelers' 2008 championship team.

**11** Number of former Clemson defensive linemen who played in the NFL in 2016.

**14** Number of Pro Bowls **Chester McGlockton**, **Trevor Pryce** and **Michael Dean Perry** combined to play over the years.

**19** Number of Tiger defensive linemen who have been drafted in the NFL in the last 16 years. At least one Tiger defensive lineman has been drafted 10 of the last 11 years.

**19** Draft position of consensus All-American **Shaq Lawson** in the 2016 NFL Draft.

**25.5** Number of tackles for loss by **Shaq Lawson** in 2015, a figure that led all FBS players in the nation.

**121** Number of career tackles for loss by the **Perry** brothers between 1981-87. **William** had 60 from 1981-84 and **Michael** had 61 from 1984-87.



DA'QUAN BOWERS

## HONORS

### HENDRICKS AWARD WINNERS

Da'Quan Bowers, DE 2010

### NAGURSKI AWARD WINNERS

Da'Quan Bowers, DE 2010

### BEDNARIK AWARD FINALISTS

Vic Beasley, DE 2014

### HENDRICKS AWARD FINALISTS

Andre Branch, DE 2011  
Vic Beasley, DE 2013, 14  
Shaq Lawson, DE 2015

### LOMBARDI AWARD FINALISTS

William Perry, MG 1984  
Da'Quan Bowers, DE 2010  
Vic Beasley, DE 2014  
Shaq Lawson, DE 2015

### NAGURSKI AWARD FINALISTS

Gaines Adams, DE 2006  
Shaq Lawson, DE 2015  
Christian Wilkins, DE 2016

### OUTLAND TROPHY FINALISTS

William Perry, MG 1984  
Michael Dean Perry, DT 1987

### ALL-AMERICANS

Lou Cordileone, DT 1959  
Jim Stuckey, DT 1979  
Jeff Bryant, DT 1981  
William Perry, MG 1982-84

James Robinson, DT 1983  
Michael Dean Perry, DT 1987  
Rob Bodine, MG 1991  
Gaines Adams, DE 2006  
Da'Quan Bowers, DE 2010  
Andre Branch, DE 2011  
Vic Beasley, DE 2013, 14  
Grady Jarrett, DT 2014  
Shaq Lawson, DE 2015  
Christian Wilkins, DE 2016  
Carlos Watkins, DT 2016

### ACC PLAYERS-OF-THE-YEAR

William Perry, MG 1984  
Michael Dean Perry, DT 1987

### ACC DEFENSIVE PLAYERS-OF-THE-YEAR

Gaines Adams, DE 2006  
Da'Quan Bowers, DE 2010  
Vic Beasley, DE 2014

### ALL-CONFERENCE PLAYERS

B.C. Inabinet, MG 1935  
Bob Turner, DT 1945  
Frank Gillespie, MG 1948  
George Fritts, MG 1939-41  
Clyde White, DT 1954  
John Grdijan, MG 1956, 57  
Jim Padgett, DT 1958  
Lou Cordileone, DT 1959  
Harold Olson, DT 1959  
John Cagle, DT 1968  
Frank Wirth, DT 1972  
Willie Anderson, MG 1974

Jim Stuckey, DT 1978, 79  
Steve Durham, DT 1979  
Dan Benish, DT 1981  
Jeff Bryant, DT 1981  
William Perry, MG 1982-84  
James Robinson, DT 1983  
Steve Berlin, DT 1985  
Michael Dean Perry, DT 1986, 87  
Tony Stephens, MG 1987  
Mark Drag, MG 1988  
Rich McCullough, DT 1988  
Vance Hammond, DT 1989, 90  
Otis Moore, DT 1989  
Rob Bodine, MG 1991  
Chester McGlockton, DT 1991  
Brentson Buckner, DT 1992, 93  
Lamar Cross, DT 1994  
Mamarick Simpson, DT 1995  
Trevor Pryce, DT 1996  
Lorenzo Bromell, DT 1997  
Raymond White, DT 1997  
Adrian Dingle, DE 1998  
Terry Jolly, DT 1999, 00  
Nick Eason, DT 2002  
Bryant McNeal, DE 2002  
Donnell Washington, DT 2003  
Gaines Adams, DE 2006  
Ricky Sapp, DE 2009  
Da'Quan Bowers, DE 2010  
Jarvis Jenkins, DT 2010  
Andre Branch, DE 2011  
Brandon Thompson, DT 2011  
Vic Beasley, DE 2013, 14  
Grady Jarrett, DT 2014

Shaq Lawson, DE 2015  
Carlos Watkins, DT 2015, 16  
Christian Wilkins, DE 2016  
Dexter Lawrence, DT 2016

### ACC 50-YEAR SELECTIONS

Michael Dean Perry, DT 1984-97  
William Perry, MG 1981-84

### NFL PLAYERS

Gaines Adams, DE 2007-09  
Tavaris Barnes, DE 2015-16  
Vic Beasley, DE 2015-16  
Dan Benish, DT 1983-88  
Charles Bennett, DE 2006-08  
Da'Quan Bowers, DE 2011-14  
Andre Branch, DE 2012-16  
Lorenzo Bromell, DE 1998-04  
Kourtnei Brown, DE 2014, 15  
Jeff Bryant, DT 1982-93  
Brentson Buckner, DT 1994-05  
John Cagle, DT 1969  
Lou Cordileone, DT 1960-68  
Corey Crawford, DE 2015  
Adrian Dingle, DT 1999-04  
Kevin Dodd, DE 2016  
Steve Durham, DT 1982  
Nick Eason, DT 2004-12  
Malliciah Goodman, DE 2013-16  
Bill Hudson, DT 1961-63  
Bob Hudson, DT 1951-61  
Clarence Inabinet, DT 1936  
Grady Jarrett, DT 2015-16  
Jarvis Jenkins, DT 2011-16

Shaq Lawson, DE 2016  
Richard McCullough, DT 1989, 90  
Chester McGlockton, DT 1992-03  
Bryant McNeal, DE 2003-06  
Phillip Merling, DE 2008-13  
William Perry, MG 1985-94  
Michael Dean Perry, DT 1988-97  
Robert Potts, DT 1919  
Trevor Pryce, DT 1997-10  
Archie Reese, DT 1978-84  
D.J. Reader, DT 2016  
Ricky Sapp, DE 2010-14  
Dorell Scott, DT 2009-11  
Jim Stuckey, DT 1980-87  
Brandon Thompson, DT 2012-16  
Khaleed Vaughn, DE 2004, 05  
Donnell Washington, DT 2004, 05  
DeShawn Williams, DT 2015-16

### PRO BOWL PLAYERS

Bill Hudson, DT 1961  
Chester McGlockton, DT 1994-97  
Michael Dean Perry, DT 1989-91, 93, 94, 96  
Trevor Pryce, DT 1999-02  
Vic Beasley, DE 2016

### SUPER BOWL CHAMPIONS

Dan Benish, Redskins 1987  
Nick Eason, Steelers 2008  
William Perry, Bears 1986  
Trevor Pryce, Broncos 1997, 98  
Archie Reese, 49ers 1981  
Jim Stuckey, 49ers 1981, 84



# LINEBACKER TRADITION

STEPHONE ANTHONY

**1** Stephone Anthony led Clemson's No. 1 ranked total defense in tackles in 2014. He was then selected in the first round of the 2015 NFL Draft by the New Orleans Saints.

**3** Number of times **Chad Carson** was selected to the Verizon Academic All-America team. He was a second-team selection in 1999, and a first-team choice in both 2000 and 2001.

**2** Number of consecutive bowl games in which **Ben Boulware** recorded an interception against Oklahoma (2014,15). He was the Defensive MVP of Clemson's National Championship Game victory against Alabama in 2016.

**39** Number of former Tiger linebackers who have gone on to make an NFL roster during the regular season.

**43** Jersey number of both **Keith Adams** and **Leroy Hill**, two of the last 15 ACC Defensive Player-of-the-Year selections. **Adams** won the award in the 1999 season and **Hill** took home the hardware in 2004.

**160** Number of tackles posted by **B.J. Goodson** during the Tigers' 2015 National Championship runner-up season. Goodson was first-team All-ACC and then drafted in the fourth round by the New York Giants.

**2007** Year former All-American **Jeff Davis** was inducted into the College Football Hall of Fame.

## HONORS

### NATIONAL ROOKIES-OF-THE-YEAR

Anthony Simmons 1995

### BUTKUS AWARD SEMIFINALISTS

Levon Kirkland 1990,91  
Ed McDaniel 1991  
Anthony Simmons 1996,97  
Keith Adams 2000  
Stephone Anthony 2014

### ALL-AMERICANS

Jeff Davis 1981  
Johnny Rembert 1982  
Levon Kirkland 1990,91  
Ed McDaniel 1991  
Anthony Simmons 1995-97  
Keith Adams 1999,00  
Leroy Hill 2004  
Ben Boulware 2016

### ACC PLAYERS-OF-THE-YEAR

Jeff Davis 1981

### ACC DEFENSIVE PLAYERS-OF-THE-YEAR

Keith Adams 1999

Leroy Hill 2004  
Ben Boulware 2016

### ALL-CONFERENCE PLAYERS

Vet Sitton 1903  
Wyndie Wyndham 1950  
Bill Hecht 1965  
Butch Sursavage 1965,66  
Jim Catoe 1967,68  
Ronnie Ducworth 1967,68  
Ivan Southerland 1969  
Wayne Baker 1971  
Larry Hefner 1971  
Jonathan Brooks 1977,78  
Randy Scott 1977,78  
Bubba Brown 1978,79  
Jeff Davis 1981  
Andy Headen 1982  
Johnny Rembert 1982  
Edgar Pickett 1983  
Henry Walls 1983  
Terence Mack 1986  
Jesse Hatcher 1988  
Doug Brewster 1989,90  
John Johnson 1989,90

Levon Kirkland 1989-91  
Ed McDaniel 1990,91  
Ashley Sheppard 1992  
Tim Jones 1993,94  
Wardell Rouse 1994  
Anthony Simmons 1995-97  
Rahim Abdullah 1998  
Keith Adams 1999  
Chad Carson 2000,01  
Leroy Hill 2003,04  
Stephone Anthony 2013,14  
Spencer Shuey 2013  
Ben Boulware 2015,16  
B.J. Goodson 2015

### ACC 50-YEAR SELECTIONS

Jeff Davis 1978-81  
Anthony Simmons 1995-97

### NFL PLAYERS

Rahim Abdullah 1999,00  
Keith Adams 2001-07  
Kevin Alexander 2010  
Stephone Anthony 2015,16  
Mike Barber 1995-99

Jonathan Brooks 1979-84  
John Cagle 1968  
O.J. Childress 1999,00  
Vince Ciurciu 2002-09  
Doug Cline 1960-66  
Kavell Conner 2010-15  
Billy Davis 1984  
Jeff Davis 1982-87  
Mike Dukes 1960-65  
B.J. Goodson 2016  
Rudy Hayes 1959-62  
Andy Headen 1983-88  
Larry Hefner 1972-75  
Leroy Hill 2005-12  
Bob Hudson 1951-61  
Brandon Jamison 2005-07  
John Johnson 1991-95  
Levon Kirkland 1992-02  
John Leake 2005,06  
Terence Mack 1987  
Ed McDaniel 1992-01  
Eldridge Milton 1987  
Johnny Rembert 1983-88  
Wardell Rouse 1995,96  
Patrick Sapp 1996-99

Ashley Sheppard 1993-95  
Anthony Simmons 1998-04  
Wayne Simmons 1993-98  
Darnell Stephens 1995,96  
Tony Steward 2015  
Henry Walls 1987  
Anthony Waters 2007-10  
Jonathan Willard 2013  
Keith Williams 1987

### PRO BOWL PLAYERS

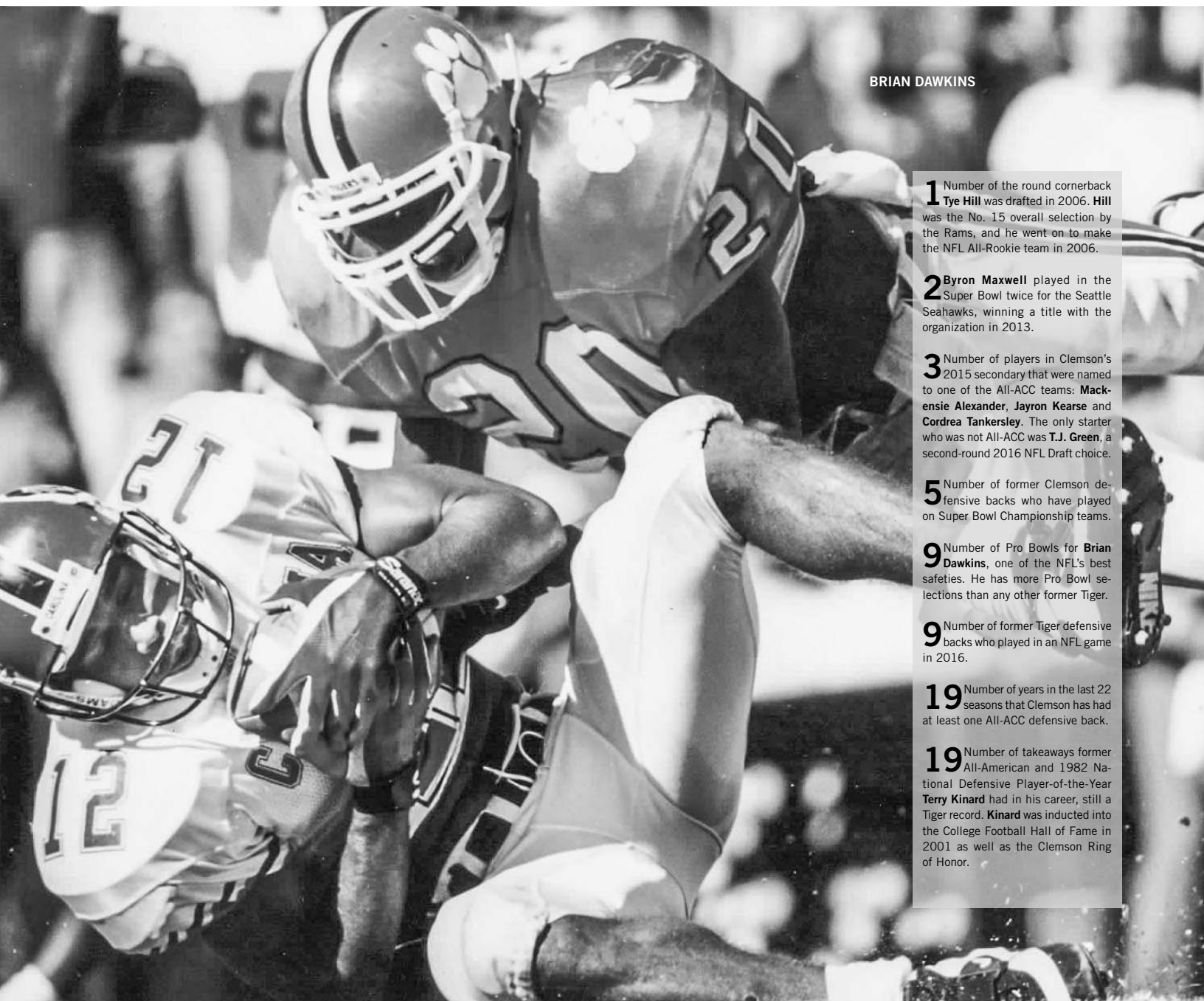
Johnny Rembert 1988,89  
Levon Kirkland 1996,97  
Ed McDaniel 1998

### SUPER BOWL CHAMPIONS

Andy Headen, Giants 1986  
Wayne Simmons, Packers 1996  
Anthony Waters, Saints 2009



# DEFENSIVE BACK TRADITION



BRIAN DAWKINS

**1** Number of the round cornerback **Tye Hill** was drafted in 2006. Hill was the No. 15 overall selection by the Rams, and he went on to make the NFL All-Rookie team in 2006.

**2** **Byron Maxwell** played in the Super Bowl twice for the Seattle Seahawks, winning a title with the organization in 2013.

**3** Number of players in Clemson's 2015 secondary that were named to one of the All-ACC teams: **Mackensie Alexander**, **Jayron Kears** and **Cordrea Tankersley**. The only starter who was not All-ACC was **T.J. Green**, a second-round 2016 NFL Draft choice.

**5** Number of former Clemson defensive backs who have played on Super Bowl Championship teams.

**9** Number of Pro Bowls for **Brian Dawkins**, one of the NFL's best safeties. He has more Pro Bowl selections than any other former Tiger.

**9** Number of former Tiger defensive backs who played in an NFL game in 2016.

**19** Number of years in the last 22 seasons that Clemson has had at least one All-ACC defensive back.

**19** Number of takeaways former All-American and 1982 National Defensive Player-of-the-Year **Terry Kinard** had in his career, still a Tiger record. **Kinard** was inducted into the College Football Hall of Fame in 2001 as well as the Clemson Ring of Honor.

## HONORS

### THORPE AWARD SEMIFINALISTS

Donnell Woolford	1988
Robert O'Neal	1991
Brian Dawkins	1995
Antwan Edwards	1998
Robert Carswell	1999
Justin Miller	2003
Tye Hill	2005
DeAndre McDaniel	2010
Mackensie Alexander	2015

### ALL-AMERICANS

Bobby Gage	1948
Jackie Calvert	1950
Terry Kinard	1981,82
Donnell Woolford	1987,88
Brian Dawkins	1995
Antwan Edwards	1998
Robert Carswell	2000
Brian Mance	2002
Tye Hill	2005
DeAndre McDaniel	2009,10
Mackensie Alexander	2015

Jayron Kears	2015
Cordrea Tankersley	2016

### ALL-CONFERENCE PLAYERS

Bob Bailey	1937
Shad Bryant	1939
Fred Knoebel	1951
Wayne Page	1966
Frank Liberatore	1967
Don Kelley	1970
Peanut Martin	1973
Jim Ness	1974
Steve Ryan	1977,78
Rex Varn	1979
Terry Kinard	1981,82
Rod McSwain	1983
Ronald Watson	1984
Delton Hall	1986
Donnell Woolford	1987,88
James Lott	1988,89
Dexter Davis	1989,90
Robert O'Neal	1989,91,92
Brian Dawkins	1993-95

Andre Humphrey	1993
Leomont Evans	1995
Dexter McCleone	1996
Antwan Edwards	1997,98
Robert Carswell	1999,00
Garry Peters	2001
Brian Mance	2002
Justin Miller	2002,04
Tye Hill	2005
Michael Hamlin	2007,08
DeAndre McDaniel	2009,10
Rashard Hall	2012
Bashaud Breeland	2013
Garry Peters	2014
Mackensie Alexander	2015
Jayron Kears	2015
Cordrea Tankersley	2015,16
Jadar Johnson	2016

### ACC 50-YEAR SELECTIONS

Terry Kinard	1979-82
--------------	---------

### NFL PLAYERS

Mackensie Alexander	2016
Bashaud Breeland	2014,16
Crezdon Butler	2010-16
Robert Carswell	2001,02
Chris Clemons	2009-15
Darrel Crutchfield	2001
Kenny Danforth	1987
Dexter Davis	1991-95
Ty Davis	1985-87
Brian Dawkins	1996-11
Antwan Edwards	1999-05
Leomont Evans	1996-99
Jamaal Fudge	2006-09
Marcus Gilchrist	2011-16
T.J. Green	2016
Delton Hall	1987-93
Michael Hamlin	2009,10
Jerome Henderson	1991-98
Tye Hill	2006-09
Jayron Kears	2016
Terry Kinard	1983-90
Al Latimer	1979-84

Byron Maxwell	2011-16
Dexter McCleone	1997-06
Rod McSwain	1984-90
Jonathan Meeks	2013-16
Justin Miller	2005-09
Robert O'Neal	1993-96
Coty Sensabaugh	2012-16
James Trapp	1993-03
Charlie Waters	1970-81
Perry Williams	1987
Donnell Woolford	1989-97

### PRO BOWL PLAYERS

Charlie Waters	1976-78
Terry Kinard	1988
Brian Dawkins	1999,01,02,04,06,08,09,11

### SUPER BOWL CHAMPIONS

Terry Kinard, Giants	1986
Charlie Waters, Cowboys	1971,77
Dexter McCleone, Rams	1999
James Trapp, Ravens	2000
Byron Maxwell, Seahawks	2013

# TOP-25 WINS

Date	Site	Opponent	AP,Coach	Score
1-1-40	N1	Boston College	11,NP	6-3
11-13-48	A	Wake Forest	19,NP	21-14
9-30-50	A	Missouri	17,NP	34-0
10-28-50	A	Wake Forest	17,NR	13-12
1-1-51	N2	Miami (Fla.)	15,16	15-14
10-9-54	N3	Florida	14,17	14-7
<b>11-3-56</b>	<b>H</b>	<b>Virginia Tech</b>	<b>16,NR</b>	<b>21-6</b>
9-19-59	A	North Carolina	12,NP	20-18
12-19-59	N4	TCU	7,8	23-7
<b>11-18-67</b>	<b>H</b>	<b>NC State</b>	<b>10,10</b>	<b>14-6</b>
10-9-71	N5	Duke	14,15	3-0
9-17-77	A	Georgia	17,19	7-6
11-18-78	A	Maryland	11,11	28-24
12-30-78	N6	Ohio State	20,NR	17-15
<b>11-3-79</b>	<b>H</b>	<b>Wake Forest</b>	<b>14,14</b>	<b>31-0</b>
<b>12-22-80</b>	<b>H</b>	<b>South Carolina</b>	<b>14,15</b>	<b>27-6</b>
<b>9-19-81</b>	<b>H</b>	<b>Georgia</b>	<b>4,4</b>	<b>13-3</b>
11-7-81	A	North Carolina	8,9	10-8
1-1-82	N2	Nebraska	4,4	22-15
<b>11-6-82</b>	<b>H</b>	<b>North Carolina</b>	<b>18,13</b>	<b>16-13</b>
11-13-82	A	Maryland	18,16	24-22
11-5-83	A	North Carolina	10,9	16-3
<b>11-12-83</b>	<b>H</b>	<b>Maryland</b>	<b>11,17</b>	<b>52-27</b>
9-20-86	A	Georgia	14,10	31-28
12-27-86	N6	Stanford	20,17	27-21
<b>9-19-87</b>	<b>H</b>	<b>Georgia</b>	<b>18,17</b>	<b>21-20</b>
1-1-88	N7	Penn State	20,19	35-10
<b>10-15-88</b>	<b>H</b>	<b>Duke</b>	<b>22,24</b>	<b>49-17</b>
<b>11-19-88</b>	<b>H</b>	<b>South Carolina</b>	<b>25,21</b>	<b>29-10</b>
1-2-89	N7	Oklahoma	10,11	13-6
9-9-89	A	Florida State	16,16	34-23
<b>10-21-89</b>	<b>H</b>	<b>NC State</b>	<b>12,12</b>	<b>30-10</b>
12-30-89	N6	West Virginia	17,17	27-7
<b>10-27-90</b>	<b>H</b>	<b>North Carolina</b>	<b>NR,24</b>	<b>20-3</b>
1-1-91	N8	Illinois	16,17	30-0
<b>9-28-91</b>	<b>H</b>	<b>Georgia Tech</b>	<b>19,18</b>	<b>9-7</b>
<b>10-26-91</b>	<b>H</b>	<b>NC State</b>	<b>12,12</b>	<b>29-19</b>
10-10-92	A	Virginia	10,10	29-28
<b>11-7-92</b>	<b>H</b>	<b>North Carolina</b>	<b>18,18</b>	<b>40-7</b>
<b>10-2-93</b>	<b>H</b>	<b>NC State</b>	<b>24,23</b>	<b>20-14</b>
<b>11-13-93</b>	<b>H</b>	<b>Virginia</b>	<b>18,16</b>	<b>23-14</b>
11-5-94	A	North Carolina	19,12	28-17
<b>10-19-96</b>	<b>H</b>	<b>Georgia Tech</b>	<b>22,24</b>	<b>28-25</b>
11-9-96	A	Virginia	15,16	24-16
9-13-97	A	NC State	NR,25	19-17
<b>9-11-99</b>	<b>H</b>	<b>Virginia</b>	<b>22,19</b>	<b>33-14</b>
<b>11-18-00</b>	<b>H</b>	<b>South Carolina</b>	<b>25,NR</b>	<b>16-14</b>
9-29-01	A	Georgia Tech	9,11 <sup>(OT)</sup>	47-44
<b>10-11-03</b>	<b>H</b>	<b>Virginia</b>	<b>25,24</b>	<b>(OT)30-27</b>
<b>11-8-03</b>	<b>H</b>	<b>Florida State</b>	<b>3,3</b>	<b>26-10</b>
1-2-04	N9	Tennessee	6,7	27-14
11-6-04	A	Miami (Fla.)	11,10 <sup>(OT)</sup>	24-17
<b>9-3-05</b>	<b>H</b>	<b>Texas A&amp;M</b>	<b>17,17</b>	<b>25-24</b>
<b>11-12-05</b>	<b>H</b>	<b>Florida State</b>	<b>17,16</b>	<b>35-14</b>
11-19-05	A	South Carolina	19,21	13-9
9-16-06	A	Florida State	9,10	27-20
<b>10-21-06</b>	<b>H</b>	<b>Georgia Tech</b>	<b>13,13</b>	<b>31-7</b>
<b>9-3-07</b>	<b>H</b>	<b>Florida State</b>	<b>19,21</b>	<b>24-18</b>
10-24-09	A	Miami (Fla.)	8,9 <sup>(OT)</sup>	40-37
<b>11-6-10</b>	<b>H</b>	<b>NC State</b>	<b>23,25</b>	<b>14-13</b>
<b>9-17-11</b>	<b>H</b>	<b>Auburn</b>	<b>21,19</b>	<b>38-24</b>
<b>9-24-11</b>	<b>H</b>	<b>Florida State</b>	<b>11,14</b>	<b>35-30</b>
10-1-11	A	Virginia Tech	11,10	23-3
12-3-11	N10	Virginia Tech	5,3	38-10
9-1-12	N9	Auburn	NR,25	26-19
12-31-12	N9	Louisiana State	9,7	25-24
<b>8-31-13</b>	<b>H</b>	<b>Georgia</b>	<b>5,5</b>	<b>38-35</b>
1-3-14	N11	Ohio State	7,6	40-35
12-29-14	N7	Oklahoma	NR,24	40-6
<b>10-3-15</b>	<b>H</b>	<b>Notre Dame</b>	<b>6,7</b>	<b>24-22</b>
<b>11-7-15</b>	<b>H</b>	<b>Florida State</b>	<b>17,15</b>	<b>23-13</b>
12-5-15	N10	North Carolina	8,8	45-37
12-31-15	N11	Oklahoma	4,3	37-17
<b>10-1-16</b>	<b>H</b>	<b>Louisville</b>	<b>3,4</b>	<b>42-36</b>
10-29-16	A	Florida State	12,14	37-34
12-2-16	N7	Virginia Tech	19,18	42-35
12-31-16	N12	Ohio State	2,2	31-0
1-9-17	N8	Alabama	1,1	35-31

N1 - Dallas, Texas; N2 - Miami, Fla.; N3 - Jacksonville, Fla.; N4 - Houston, Texas; N5 - Norfolk, Va.; N6 - Jacksonville, Fla.; N7 - Orlando, Fla.; N8 - Tampa, Fla.; N9 - Atlanta, Ga.; N10 - Charlotte, N.C.; N11 - Miami Gardens, Fla.; N12 - Glendale, Ariz.; Note: Home games in **bold**.

## RANKED WIN RECORDS

Top-25 Wins in a Season	5 (2016)
Top-20 Wins in a Season	5 (2016)
Top-10 Wins in a Season	3 (1981, 2015, 2016)
Top-5 Wins in a Season	3 (2016)
Wins Over Top-10 Teams in Consecutive Games	2 (2015, 2016)
Wins Over Top-25 Teams in Consecutive Games	3 (2011, 2016)
Highest-Ranked Win at Home	No. 3 Florida State in 2003, No. 3 Louisville in 2016
Highest-Ranked Win on Road	No. 8 North Carolina in 1981; No. 8 Miami (Fla.) in 2009
Highest-Ranked Win at Neutral Site	No. 1 Alabama, CFP National Championship Game, Tampa, Fla. in 2017
Largest Victory Margin Over a Top-25 Team	34 (34-0 at No. 17 Missouri in 1950; 40-6 over No. 25 Oklahoma in 2014)
Largest Victory Margin Over a Top-10 Team	31 (31-0 vs. No. 2 Ohio State in 2016)
Largest Victory Margin at Home vs. Top-25 Team	33 (40-7 vs. No. 18 North Carolina in 1992)
Largest Victory Margin on Road vs. Top-25 Team	34 (34-0 at No. 17 Missouri in 1950)
Largest Victory Margin in a Bowl Game Over a Top-25 Team	34 (40-6 vs. No. 25 Oklahoma in 2014 Russell Athletic Bowl)

## HIGHEST-RANKED WINS

Year	Opponent	Site	Opp. Rk	Score
2016	Alabama	N7	1,1	35-31
2016	Ohio State	N8	2,2	31-0
<b>2003</b>	<b>Florida State</b>	<b>H</b>	<b>3,3</b>	<b>26-10</b>
<b>2016</b>	<b>Louisville</b>	<b>H</b>	<b>3,4</b>	<b>42-36</b>
2015	Oklahoma	N6	4,3	37-17
2011	Virginia Tech	N5	5,3	38-10
<b>1981</b>	<b>Georgia</b>	<b>H</b>	<b>4,4</b>	<b>13-3</b>
1981	Nebraska	N1	4,4	22-15
<b>2013</b>	<b>Georgia</b>	<b>H</b>	<b>5,5</b>	<b>38-35</b>
2003	Tennessee	N2	6,7	27-14
<b>2015</b>	<b>Notre Dame</b>	<b>H</b>	<b>6,7</b>	<b>24-22</b>
2013	Ohio State	N6	7,6	40-35
1959	TCU	N3	7,8	23-7
2015	North Carolina	N5	8,8	45-37
2012	Louisiana State	N2	9,7	25-24
1981	North Carolina	A	8,9	10-8
2009	Miami (Fla.)	A	8,9	<sup>(OT)</sup> 40-37
2001	Georgia Tech	A	9,11	<sup>(OT)</sup> 47-44
2006	Florida State	A	9,10	27-20
1983	North Carolina	A	10,9	16-3
<b>1967</b>	<b>NC State</b>	<b>H</b>	<b>10,10</b>	<b>14-6</b>
1992	Virginia	A	10,10	29-28
1988	Oklahoma	N4	10,11	13-6
2004	Miami (Fla.)	A	11,10	<sup>(OT)</sup> 24-17
2011	Virginia Tech	A	11,10	23-3
1986	Georgia	A	14,10	31-28

N1 - Miami, Fla.; N2 - Atlanta, Ga.; N3 - Houston, Texas; N4 - Orlando, Fla.; N5 - Charlotte, N.C.; N6 - Miami Gardens, Fla.; N7 - Tampa, Fla.; N8 - Glendale, Ariz.; Note: Rankings by AP and coaches, respectively; Clemson home games in **bold**.

## LARGEST TOP-25 VICTORY MARGINS

Year	Opponent	AP,USA	Score	Mar.	Coach
1950	at Missouri	17,NP	34-0	+34	Frank Howard
2014	Oklahoma	NR,24	40-6	+34	Dabo Swinney
<b>1992</b>	<b>North Carolina</b>	<b>18,18</b>	<b>40-7</b>	<b>+33</b>	<b>Ken Hatfield</b>
<b>1988</b>	<b>Duke</b>	<b>22,24</b>	<b>49-17</b>	<b>+32</b>	<b>Danny Ford</b>
<b>1979</b>	<b>Wake Forest</b>	<b>14,14</b>	<b>31-0</b>	<b>+31</b>	<b>Danny Ford</b>
2016	Ohio State	2,2	31-0	+31	Dabo Swinney
1990	Illinois	16,17	30-0	+30	Ken Hatfield
2011	Virginia Tech	5,3	38-10	+28	Dabo Swinney
<b>1983</b>	<b>Maryland</b>	<b>11,17</b>	<b>52-27</b>	<b>+25</b>	<b>Danny Ford</b>
1987	Penn State	20,19	35-10	+25	Danny Ford
<b>2006</b>	<b>Georgia Tech</b>	<b>13,13</b>	<b>31-7</b>	<b>+24</b>	<b>Tommy Bowden</b>
<b>1980</b>	<b>South Carolina</b>	<b>14,15</b>	<b>27-6</b>	<b>+21</b>	<b>Danny Ford</b>
<b>2005</b>	<b>Florida State</b>	<b>17,16</b>	<b>35-14</b>	<b>+21</b>	<b>Tommy Bowden</b>
<b>1989</b>	<b>NC State</b>	<b>12,12</b>	<b>30-10</b>	<b>+20</b>	<b>Danny Ford</b>
1989	West Virginia	17,17	27-7	+20	Danny Ford
2011	at Virginia Tech	11,10	23-3	+20	Dabo Swinney
2015	Oklahoma	4,3	37-17	+20	Dabo Swinney

Note: Clemson home games in **bold**.

# TOP-25 WINS



MARCUS EDMOND FORCED LOUISVILLE'S JAMES QUICK OUT OF BOUNDS AT THE 3-YARD LINE ON 4TH-AND-12 TO SEAL THE TIGERS' THRILLING 42-36 WIN OVER THE THIRD-RANKED CARDINALS ON OCT. 1, 2016.



# BOWL HISTORY

**C**lemson has a rich bowl tradition. The Tigers have 22 bowl wins, 13th-most in history, and their 41 bowl games are tied for 16th-most in history. Their first bowl game was in the 1940 Cotton Bowl when the Tigers defeated Frank Leahy (Boston College) 6-3.

The Tigers have played in a bowl game 28 of the last 32 years (including the 2016 season). That is among the top-10 bowl appearances since 1985. Clemson has also been bowl-eligible 18 consecutive years.

The Tigers have beaten some of the top programs in college football history in bowl games. The list of schools Clemson has beaten in a bowl game includes prominent programs Alabama, LSU, Miami (Fla.), Nebraska, Ohio State, Oklahoma, Penn State, Stanford, Tennessee, and West Virginia.

Clemson won its first three bowl games, wins over Boston College, Missouri and Miami (Fla.). The three coaches Clemson beat in those games were Frank Leahy, Don Faurot and Andy Gustafson, and all three are in the College Football Hall of Fame.

Clemson has a football program that has been steady over the years in bowl games, no matter who has served as head coach of the Tigers. No less than seven different head coaches (Jess Neely, Frank Howard, Danny Ford, Ken Hat-


## BOWL RESULTS (22-19)

Year	Bowl	Site	Opponent (Rank)	W-L	Score
1939	Cotton	Dallas, Texas	Boston College (11,NR)	W	6-3
1948	Gator	Jacksonville, Fla.	Missouri	W	24-23
1950	Orange	Miami, Fla.	Miami (Fla.) (15,16)	W	15-14
1951	Gator	Jacksonville, Fla.	Miami (Fla.)	L	0-14
1956	Orange	Miami, Fla.	Colorado (20,18)	L	21-27
1958	Sugar	New Orleans, La.	Louisiana State (1,1)	L	0-7
1959	Bluebonnet	Houston, Texas	TCU (7,8)	W	23-7
1977	Gator	Jacksonville, Fla.	Pittsburgh (10,9)	L	3-34
1978	Gator	Jacksonville, Fla.	Ohio State (20,NR)	W	17-15
1979	Peach	Atlanta, Ga.	Baylor (19,19)	L	18-24
1981	Orange	Miami, Fla.	Nebraska (4,4)	W	22-15
1985	Independence	Shreveport, La.	Minnesota	L	13-20
1986	Gator	Jacksonville, Fla.	Stanford (20,17)	W	27-21
1987	Citrus	Orlando, Fla.	Penn State (20,19)	W	35-10
1988	Citrus	Orlando, Fla.	Oklahoma (10,11)	W	13-6
1989	Gator	Jacksonville, Fla.	West Virginia (17,17)	W	27-7
1990	Hall of Fame	Tampa, Fla.	Illinois (16,17)	W	30-0
1991	Citrus	Orlando, Fla.	California (14,14)	L	13-37
1993	Peach	Atlanta, Ga.	Kentucky	W	14-13
1995	Gator	Jacksonville, Fla.	Syracuse	L	0-41
1996	Peach	Atlanta, Ga.	Louisiana State (17,16)	L	7-10
1997	Peach	Atlanta, Ga.	Auburn (13,13)	L	17-21
1999	Peach	Atlanta, Ga.	Mississippi State (15,16)	L	7-17
2000	Gator	Jacksonville, Fla.	Virginia Tech (6,5)	L	20-41
2001	Humanitarian	Boise, Idaho	Louisiana Tech	W	49-24
2002	Tangerine	Orlando, Fla.	Texas Tech	L	15-55
2003	Peach	Atlanta, Ga.	Tennessee (6,7)	W	27-14
2005	Champs Sports	Orlando, Fla.	Colorado	W	19-10
2006	Music City	Nashville, Tenn.	Kentucky	L	20-28
2007	Chick-fil-A	Atlanta, Ga.	Auburn (22,21)	L	20-23
2008	Gator	Jacksonville, Fla.	Nebraska	L	21-26
2009	Music City	Nashville, Tenn.	Kentucky	W	21-13
2010	Meineke Car Care	Charlotte, N.C.	South Florida	L	26-31
2011	Orange	Miami Gardens, Fla.	West Virginia (23,22)	L	33-70
2012	Chick-fil-A	Atlanta, Ga.	Louisiana State (9,7)	W	25-24
2013	Orange	Miami Gardens, Fla.	Ohio State (7,6)	W	40-35
2014	Russell Athletic	Orlando, Fla.	Oklahoma (NR,24)	W	40-6
2015	Orange	Miami Gardens, Fla.	Oklahoma (4,3)	W	37-17
	CFP National Championship	Glendale, Ariz.	Alabama (2,2)	L	40-45
2016	Fiesta	Glendale, Ariz.	Ohio State (2,2)	W	31-0
	CFP National Championship	Tampa, Fla.	Alabama (1,1)	W	35-31

Note: Years are regular season, not necessarily the calendar year the game was played; rankings by AP/USA.



**BANKS** McFADDEN LED THE TIGERS TO THEIR FIRST BOWL WIN IN HISTORY ON JANUARY 1, 1940.



**DEXTER** DAVIS, WHO BROKE UP THE GAME'S FINAL PASS IN THE ENDZONE, HELPED CLEMSON TO A 13-6 WIN OVER NO. 10 OKLAHOMA IN THE 1989 CITRUS BOWL.

# BOWL HISTORY



DEFENSIVE TACKLE CHRISTIAN WILKINS' FAKE PUNT RECEPTION SET UP A SCORE IN CLEMSON'S 37-17 WIN OVER OKLAHOMA IN THE 2015 ORANGE BOWL.

field, Tommy West, Tommy Bowden, Dabo Swinney) have all been victorious in bowl games for the Tigers since the 1939 season.

Overall, 10 of Clemson's 22 bowl wins have come against head coaches who reside in the College Football Hall of Fame. Clemson is 4-0 in bowl games against the top five winningest coaches in FBS history in terms of winning percentage (Frank Leahy, Tom Osborne, Barry Switzer and Urban Meyer). Dabo

## BOWL WINS

Rk	Team	Wins
1.	Alabama	37
2.	Southern California	34
3.	Georgia	30
4.	Oklahoma	29
5.	Tennessee	28
6.	Texas	27
7.	Nebraska	26
	Florida State	26
9.	Georgia Tech	25
	Louisiana State	25
11.	Mississippi	24
12.	Auburn	23
13.	Clemson	22
	Ohio State	22
	Penn State	22
	Florida	22
17.	Michigan	21
18.	Miami (Fla.)	19
19.	Notre Dame	17
	Texas A&M	17

Note: Vacated wins not included.

Swinney and the Tigers have five bowl wins over top-ten teams since 2012, most in the nation.

Clemson has achieved bowl wins over some of the greatest coaches in history:

- Leahy when Clemson defeated Boston College in the 1940 Cotton Bowl.
- Joe Paterno of Penn State when Clemson beat Penn State 35-10 in the 1988 Citrus Bowl. It was Paterno's largest margin of defeat in a college game.
- Woody Hayes of Ohio State in the 1978 Gator Bowl, Hayes' last game as a coach.
- Switzer of Oklahoma in the 1989 Citrus Bowl, Switzer's final game as a college coach.
- Osborne of Nebraska in the 1982 Orange Bowl, which gave Clemson its first National Championship at the end of the 1981 season.
- Don Nehlen of West Virginia when Clemson downed the Mountaineers 27-7 in the 1989 Gator Bowl.
- Phillip Fulmer of Tennessee, who had over 150 career wins, in the 2003 Peach Bowl.
- Les Miles of Louisiana State, who led the Tigers to the 2007 National Championship, fell to Clemson 25-24 in

## CONSECUTIVE BOWL APPEARANCES

Rk	School	Start	Streak
1.	Florida State	1982	34
2.	Virginia Tech	1993	24
3.	Georgia	1997	20
4.	Oklahoma	1999	18
5.	Louisiana State	2000	17
6.	Boise State	2002	15
	Wisconsin	2002	15
8.	Alabama	2004	13
9.	Clemson	2005	12
	Brigham Young	2005	12

Note: Active streaks.

the 2012 Chick-fil-A Bowl.

- Meyer of Ohio State in the 2013 Orange Bowl and 2016 Fiesta Bowl
- Bob Stoops, who won a National Championship in 2000 with Oklahoma, saw his Sooners fall in back to back bowl games, including the 2015 Orange Bowl.
- Nick Saban, who won four National Championships and was riding a 26-game winning streak, fell to the Tigers in the 2016 National Championship Game.



RODNEY WILLIAMS LED THE TIGERS TO THREE BOWL WINS AS CLEMSON'S STARTING QUARTERBACK FROM 1985-88.

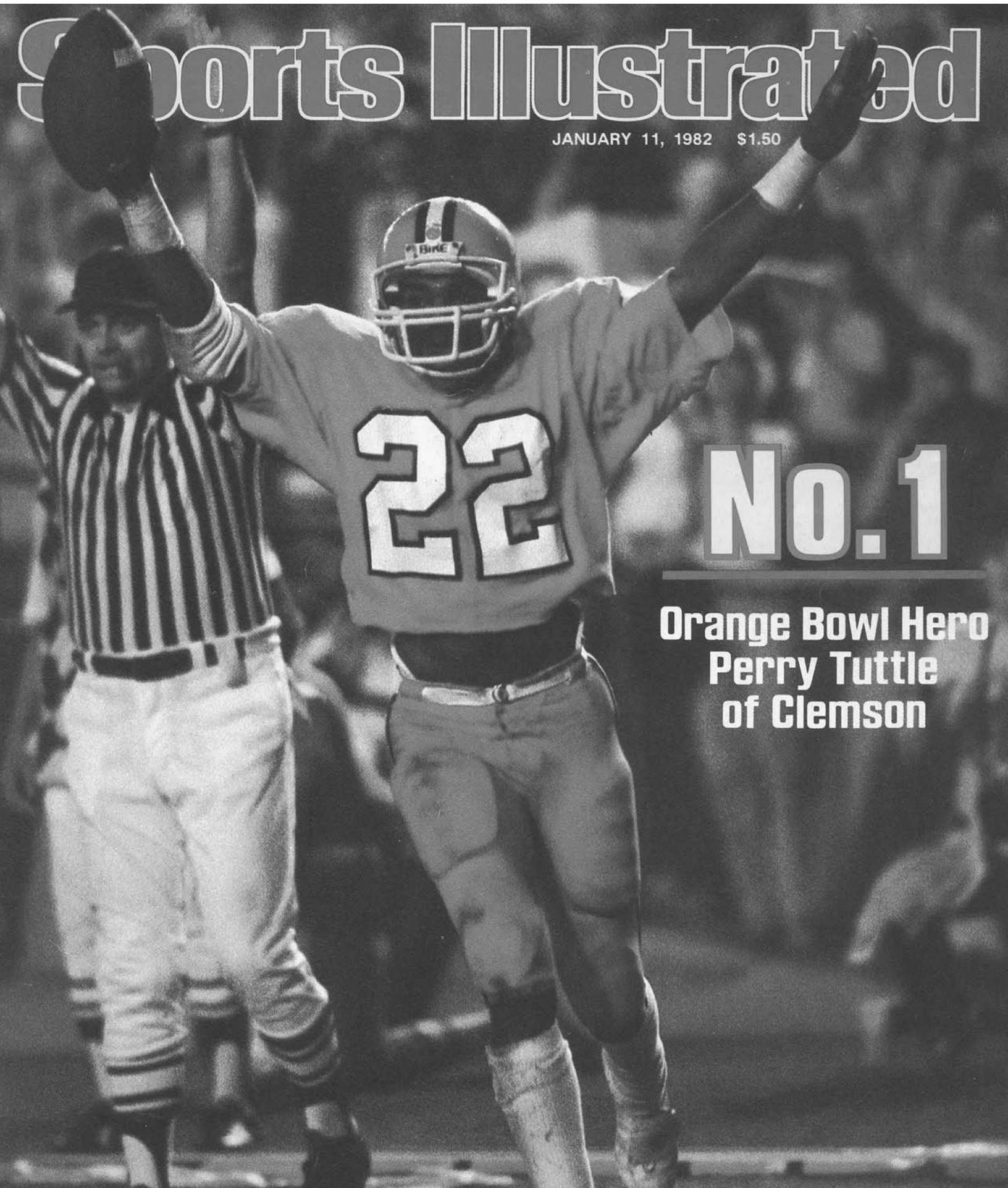


CHAD JASMIN WAS MVP OF THE 2004 PEACH BOWL WIN OVER TENNESSEE.

# 1981 NATIONAL CHAMPIONSHIP TEAM

# Sports Illustrated

JANUARY 11, 1982 \$1.50



# No. 1

**Orange Bowl Hero  
Perry Tuttle  
of Clemson**





# 1981 NATIONAL CHAMPIONSHIP TEAM


## NOTES

- Clemson won its first national title in any sport and the first for the ACC in football in 28 years.
- Clemson had five different players earn All-America honors, at the time more than any other Tiger team in history.
- There was no controversy concerning the voting of the National Champion in 1981. Clemson ended the season as the only undefeated, untied team and was the only team with three top-10 wins.
- Head Coach Danny Ford (age 33 at the time) remains the youngest head coach in history to win the National Championship.
- Clemson forced 41 turnovers in the 12 games, still a school record for turnovers forced in a season.
- During one stretch in the season, the Clemson defense held the opposition without a touchdown for 18 consecutive quarters and no opponent scored a rushing touchdown against Clemson during the first seven games of the season.
- Clemson won the national title in 1981 after going 6-5 the previous year. The Tigers were unranked in every preseason poll.
- Clemson's victory improvement of 5.5 games from 1980 to 1981 was the largest improvement in the nation.
- Only one team (Wofford) had more time of possession in a game against Clemson all season.
- Clemson had the lead at the end of the first quarter in only four of the 12 games.
- Clemson scored 316 points during the regular season of 1981, the exact same total Georgia scored during its 11-game regular season of 1980, the year the Bulldogs won the National Championship.
- Good health was a big reason for Clemson's success in the 1981 season. Only five different starters missed any games during the entire season and no player missed more than two games all year. A collective total of only eight games were missed by five starters during the 1981 season.

## 1981 TIGERS IN PRO FOOTBALL

Player, Pos.	Pro Bowls	S.B. Champ.	Draft Round	NFL Years
Cliff Austin, TB	---	---	3	5
Dan Benish, DT	---	1	FA	6
Jeff Bryant, DT	---	---	1	12
Brian Clark, OT	---	---	12	1
Kenny Danforth, SS	---	---	FA	1
Billy Davis, DB	---	---	FA	1
Jeff Davis, LB	---	---	5	6
Ty Davis, DB	---	1	3	3
K.D. Dunn, TE	---	---	5	3
Dale Hatcher, P	1	---	3	7
Andy Headen, OLB	---	1	8	6
Donald Igwebuike, PK	---	---	10	6
Homer Jordan, QB#	---	---	FA	1
Terry Kinard, FS	1	1	1	8
Kevin Mack, FB	2	---	1	9
Jeff McCall, FB	---	1	7	1
Chuck McSwain, RB	---	---	5	3
Rod McSwain, DB	---	---	3	7
William Perry, MG	---	1	1	10
Reggie Pleasant, DB*	---	---	6	2
Johnny Rembert, OLB	1	---	4	10
Perry Tuttle, WR^	---	---	1	3

# - played three years in the CFL; \* - played 10 years in the CFL; ^ - played seven years in the CFL



CLIFF AUSTIN RUSHED FOR A TOUCHDOWN IN CLEMSON'S 22-15 VICTORY OVER NEBRASKA IN THE ORANGE BOWL.

- No opponent had a run longer than 26 yards and no opponent had a play over 30 yards. The longest touchdown play against Clemson was 25 yards, on a halfback option pass from Mike Rozier to Anthony Steels (Nebraska) in the Orange Bowl.
- During offseason conditioning in the summer of 1981, Strength Coach George Dostal constructed a simple sign for his strength training facility..."1982 Orange Bowl, Clemson vs. Nebraska."
- The Clemson senior student who was in charge of pep rallies in 1981 was former CBS This Morning anchor Jane Robelot.
- The day after Clemson defeated North Carolina in Chapel Hill, N.C., placekicker Donald Igwebuike flew to Maryland, where Clemson's No. 3 ranked soccer team defeated Maryland 4-0 to clinch the ACC title. Igwebuike played on two ACC title teams that fall, both of which finished ranked in the top 10 in the nation.

## RECORDS SET IN 1981 THAT STAND TODAY

- Points vs. ACC opponent (82 vs. Wake Forest, 10/31)
- Rushing yards in the modern era (536 vs. Wake Forest, 10/31)
- Third-down conversion percentage in a game (100.0 (12-12) vs. Wake Forest, 10/31)
- Turnovers forced in a game (9 vs. Georgia, 9/19)
- Wins in a season without a loss (12)
- Wins over top-10 teams in a season (3)
- Turnovers forced in a season (41)

## TEAM HONORS & AWARDS

- AP National Champion
- UPI National Champion
- Sporting News National Champion
- Sports Illustrated National Champion
- Football Writers Association National Champion
- Football Coaches Association National Champion
- Washington Touchdown Club National Champion
- Chicago Tribune Fans National Champion
- Orange Bowl Champion
- ACC Champion
- Nation's most improved team (+5.5 games)
- Second in the nation in scoring defense
- Seventh in the nation in rushing defense
- Seventh in the nation in turnover margin
- Eighth in the nation in total defense

## HEAD COACH DANNY FORD

- Football Writers Association National Coach-of-the-Year
- UPI National Coach-of-the-Year
- American Football Coaches Association National Coach-of-the-Year
- WTBS National Coach-of-the-Year
- Washington Touchdown Club National Coach-of-the-Year
- ACC Coach-of-the-Year

## ALL-AMERICANS

- Jeff Bryant - Football News (2)
- Jeff Davis - Kodak (1), UPI (1), Football Writers (1), Football News (1), AP (2)
- Terry Kinard - AP (1), NEA (1), Football Writers Association (1), WTBS (1)
- Lee Nanne - UPI (2)
- Perry Tuttle - Sporting News (1), NEA (1), Football News (2)

## FINAL 1981 AP POLL

Rk	Team	Head Coach	W-L
1.	Clemson	# Danny Ford	12-0
2.	Texas	Fred Akers	10-1-1
3.	Penn State	# Joe Paterno	10-2
4.	Pittsburgh	Jackie Sherrill	11-1
5.	Southern Methodist	Ron Meyer	10-1
6.	Georgia	# Vince Dooley	10-2
7.	Alabama	# Bear Bryant	9-2-1
8.	Miami (Fla.)	Howard Schnellenberger	9-2
9.	North Carolina	Dick Crum	10-2
10.	Washington	# Don James	10-2
11.	Nebraska	# Tom Osborne	9-3
12.	Michigan	# Bo Schembechler	9-3
13.	Brigham Young	# LaVell Edwards	11-2
14.	Southern California	# John Robinson	9-3
15.	Ohio State	# Earle Bruce	9-3
16.	Arizona State	Darryl Rogers	9-2
17.	West Virginia	# Don Nehlen	9-3
18.	Iowa	# Hayden Fry	8-4
19.	Missouri	Warren Powers	8-4
20.	Oklahoma	# Barry Switzer	7-4-1

# - in College Football Hall of Fame





# CONFERENCE CHAMPIONSHIPS

## CONFERENCE CHAMPIONSHIP SEASONS

Year	Conf.	Overall	Conf.	Head Coach	AP,Coach
1900	SIAA	6-0	3-0	John Heisman	
1902	SIAA	6-1	5-1	John Heisman	
1903*	SIAA	4-1-1	2-0-1	John Heisman	
1906*	SIAA	4-0-3	4-0	Bob Williams	
1940	SoCon	6-2-1	4-0	Frank Howard	
1948	SoCon	11-0	5-0	Frank Howard	11,NP
1956	ACC	7-2-2	4-0-1	Frank Howard	19,NR
1958	ACC	8-3	5-1	Frank Howard	12,13
1959	ACC	9-2	6-1	Frank Howard	11,11
1965*	ACC	5-5	4-3	Frank Howard	
1966	ACC	6-4	6-1	Frank Howard	
1967	ACC	6-4	6-0	Frank Howard	
1978	ACC	11-1	6-0	Charlie Pell	6,6
1981	ACC	12-0	6-0	Danny Ford	1,1
1982	ACC	9-1-1	6-0	Danny Ford	8,NR
1986	ACC	8-2-2	5-1-1	Danny Ford	17,19
1987	ACC	10-2	6-1	Danny Ford	12,10
1988	ACC	10-2	6-1	Danny Ford	9,8
1991	ACC	9-2-1	6-0-1	Ken Hatfield	18,17
2011	ACC	10-4	6-2	Dabo Swinney	22,22
2015	ACC	14-1	8-0	Dabo Swinney	2,2
2016	ACC	14-1	7-1	Dabo Swinney	1,1

\* - tied; SIAA - Southern Intercollegiate Athletic Association

## CONFERENCE CHAMPIONSHIPS BY ACC MEMBERS

School	SIAA	SoCon	ACC	BEC	SEC	Total
Clemson	4	2	16			22
Duke		11	7			18
Florida State			15			15
Georgia Tech	5	2	1		5	13
Maryland^		2	9			11
Miami (Fla.)				9		9
North Carolina	1	3	5			9
Virginia Tech		1	4	3		8
NC State			7			7
Syracuse				5		5
Louisville				3		3
Pittsburgh				2		2
Wake Forest			2			2
Virginia			2			2
Boston College				1		1
South Carolina^			1			1

^ - former member



DESHAUN WATSON WAS PRESENTED THE MOST VALUABLE PLAYER AWARD BY COMMISSIONER JOHN SWOFFORD AFTER LEADING THE TIGERS TO THE 2015 ACC CHAMPIONSHIP.

# ACADEMIC ADVISING



STEVE DUZAN, ASSOCIATE  
ATHLETIC DIRECTOR FOR  
ACADEMIC SERVICES.

Clemson's award winning department of Athletic Academic Services moved from Vickery Hall, its home since 1991, to the WestZone of Memorial Stadium in August 2017. The facility, originally constructed in 2009 as the center of Clemson football, came open when the football program built the Reeves Football Operation Center.

The new home of Clemson academic advising for all sports is one of the most spacious and efficient facilities of its kind in the nation. Clemson has a long standing vision and commitment to the personal and academic growth and development of its student-athletes and this new facility at Memorial Stadium continues that commitment in grand fashion.

The program is dedicated to providing holistic, educational experience by inspiring an environment of re-

spect, integrity and excellence. Under the direction of associate athletic director for academic services Steve Duzan, the staff guides and encourages each individual to reach his or her full potential as a student, athlete and citizen.

An original member of the NCAA Champs/Life Skills Program, the staff works in conjunction with the Department of Student-Athlete Development and provides opportunities and services to address the changing needs and skills of student-athletes during college as well as after graduation.

The program has a strong tradition of success and was selected for the FBS Athletic Director's Association Program of Excellence Award recognizing CHAMPS/Life Skills excellence.



## CLEMSON'S ACADEMIC SUCCESS

- Thirteen Clemson football student-athletes, including five All-Americans, earned their undergraduate degrees during graduation ceremonies at Littlejohn Coliseum in December of 2016, just a few days before the Tigers won the National Championship. The All-Americans who earned degrees were Deshaun Watson, Mike Williams, Jordan Leggett, Ben Boulware and Carlos Watkins. It marked the first time in Clemson football history five on-the-field All-Americans graduated in the same day.
- An additional three players had received their undergraduate degrees prior to the 2016 season, so 16 Clemson players already had their undergraduate degree when Clemson won the National Championship on January 9.
- Clemson had four team members named to the Academic All-ACC team in 2016. That list included Deshaun Watson, Ben Boulware, Christian Wilkins and Dexter Lawrence. The first three student-athletes were All-Americans on the field and Lawrence was named a unanimous freshman All-American.
- In Coach Dabo Swinney's time as Clemson head coach he has had 159 seniors and 154 of them have earned their college degrees.
- For the sixth straight year, Clemson was cited by the American Football Coaches Association for a graduation success rate (GSR) in the top 10 percent in the nation. Clemson's rate for the release issued on December 5, 2016 was over 90 percent.
- Clemson is the only school in the nation to rank in the top 12 of APR scores and in the top 15 of both college football polls from 2011-15.
- Clemson, Duke and Northwestern were the only schools in the country to rank in the top 10 percent of APR scores every year between 2010-15.
- Clemson ranked second to Stanford nationally in academic success in a ranking of the top 25 college football teams for 2016. The academic ranking is based on the graduation success rate.
- Forty-eight members of the Clemson football team made the academic honor roll during the fall of 2016 when the Tigers were making their run to the National Championship, tied for the most in any fall semester in Clemson history.
- A total of 103 underclassmen filed for the 2017 NFL draft. Eight of the 103 had their college degrees when they filed. Four of the eight played for Clemson in 2016 (Wayne Gallman, Deshaun Watson, Artavis Scott and Mike Williams).
- Twenty-nine former Clemson football players who played their senior year at Clemson were on NFL rosters in 2016. Twenty-five of them have their degree from Clemson a .862 graduation rate.
- Clemson quarterback Deshaun Watson was the recipient of the 2016 Bobby Bowden Award. It is presented each year to the top student-athlete in college football.
- Watson also won a Weaver-James-Corrigan honorary scholarship from the Atlantic Coast Conference in 2017. He was the only male student-athlete at Clemson so honored and one of just six football players in the ACC to win the award.

# 2016 LETTERMEN

## FRESHMEN (23)

#	Player	Pos.
73	Tremayne Anchrum	OT
59	Gage Cervenka	OL
32	Kyle Cote	S
99	Clelin Ferrell	DE
28	Tavien Feaster	RB
77	Zach Giella	OL
71	Noah Green*	OL
14	Denzel Johnson	S
93	Sterling Johnson	DT
57	Tre Lamar	LB
90	Dexter Lawrence	DT
1	Trayvon Mullen	CB
19	Tanner Muse	S
14	Diondre Overton	WR
70	Seth Penner	OG
76	Sean Pollard	OT
17	Cornell Powell	WR
74	John Simpson	OG
47	James Skalski	LB
43	Chad Smith	LB
72	Logan Tisch*	OG
38	Amir Trapp	CB
12	K'Von Wallace	DB

\* - not returning in 2017

## SOPHOMORES (27)

#	Player	Pos.
91	Austin Bryant	DE
2	Kelly Bryant	QB
8	Deon Cain	WR
26	Adam Choice	RB
33	J.D. Davis	LB
36	Judah Davis	LB
50	Justin Falcinelli	OL
2	Mark Fields	CB
63	Jake Fruhmorgen*	OT
27	C.J. Fuller	RB
51	Taylor Hearn	OL
92	Greg Huegel	PK
67	Albert Huggins	DT
75	Mitch Hyatt	OT
34	Kendall Joseph	LB
34	Ray-Ray McCloud	WR
45	Chris Register	DE
13	Hunter Renfrow	WR/P
80	Milan Richard	TE
50	Jabril Robinson	DL
84	Cannon Smith	TE
23	Van Smith	S
1	Trevion Thompson	WR
42	Christian Wilkins	DL
44	Garrett Williams	TE
30	Jalen Williams	LB
49	Richard Yeargin	DE

\* - not returning in 2017

## JUNIORS (14)

#	Player	Pos.
31	Ryan Carter	DB
55	Tyrone Crowder	OG
22	Tyshon Dye*	RB
29	Marcus Edmond	CB
9	Wayne Gallman*	RB
87	D.J. Greenlee	TE
69	Maverick Morris	OL
6	Dorian O'Daniel	LB
56	Scott Pagano*	DT
85	Seth Ryan*	WR
3	Artavis Scott*	WR
4	Deshaun Watson*	QB
15	Korrin Wiggins*	S
7	Mike Williams*	WR

\* - not returning in 2017

## SENIORS (15)

#	Player	Pos.
10	Ben Boulware	LB
40	Jaquarius Brice	DE
82	Adrien Dunn	WR
62	David Estes	LS
57	Jay Guillermo	OL
18	Jadar Johnson	S
16	Jordan Leggett	TE
88	Sean Mac Lain	WR
52	Connor Prevost	LB
41	Grant Radakovich	TE
12	Nick Schuessler	QB
25	Cordrea Tankersley	CB
59	Bradley Tatko	LS
32	Andy Teasdall	P
94	Carlos Watkins	DT

Note: Zach Riggs, who was not on the 2016 roster, received a letter.

## 2016 LETTERMEN BY POSITION (79)

### OFFENSE (40)

**OT (4):** Tremayne Anchrum, Jake Fruhmorgen, Mitch Hyatt, Sean Pollard  
**OG (8):** Tyrone Crowder, Zach Giella, Noah Green, Taylor Hearn, Maverick Morris, Seth Penner, John Simpson, Logan Tisch  
**C (3):** Gage Cervenka, Justin Falcinelli, Jay Guillermo  
**TE (6):** D.J. Greenlee, Jordan Leggett, Grant Radakovich, Milan Richard, Cannon Smith, Garrett Williams  
**WR (11):** Deon Cain, Adrien Dunn, Sean Mac Lain, Ray-Ray McCloud, Diondre Overton, Cornell Powell, Hunter Renfrow, Seth Ryan, Artavis Scott, Trevion Thompson, Mike Williams  
**QB (3):** Kelly Bryant, Nick Schuessler, Deshaun Watson  
**RB (5):** Adam Choice, Tyshon Dye, Tavien Feaster, C.J. Fuller, Wayne Gallman

### DEFENSE (35)

**DE (7):** Jaquarius Brice, Austin Bryant, Clelin Ferrell, Chris Register, Jabril Robinson, Christian Wilkins, Richard Yeargin  
**DT (5):** Albert Huggins, Sterling Johnson, Dexter Lawrence, Scott Pagano, Carlos Watkins  
**LB (10):** Ben Boulware, J.D. Davis, Judah Davis, Kendall Joseph, Tre Lamar, Dorian O'Daniel, Connor Prevost, James Skalski, Chad Smith, Jalen Williams  
**CB (6):** Ryan Carter, Marcus Edmond, Mark Fields, Trayvon Mullen, Cordrea Tankersley, Amir Trapp  
**S (7):** Kyle Cote, Denzel Johnson, Jadar Johnson, Tanner Muse, Van Smith, K'Von Wallace, Korrin Wiggins

### SPECIAL TEAMS (4)

**PK (1):** Greg Huegel  
**P (1):** Andy Teasdall  
**LS (2):** David Estes, Bradley Tatko

## RETURNING LETTERMEN BY POSITION (53)

### OFFENSE (25)

**OT (5):** Tremayne Anchrum, Mitch Hyatt, Maverick Morris, Sean Pollard  
**OG (6):** Tyrone Crowder, Zach Giella, Taylor Hearn, Seth Penner, John Simpson  
**C (2):** Gage Cervenka, Justin Falcinelli  
**TE (4):** D.J. Greenlee, Milan Richard, Cannon Smith, Garrett Williams  
**WR (6):** Deon Cain, Ray-Ray McCloud, Diondre Overton, Cornell Powell, Hunter Renfrow, Trevion Thompson  
**QB (1):** Kelly Bryant  
**RB (3):** Adam Choice, Tavien Feaster, C.J. Fuller

### DEFENSE (27)

**DE (5):** Austin Bryant, Clelin Ferrell, Chris Register, Jabril Robinson, Richard Yeargin  
**DT (4):** Albert Huggins, Sterling Johnson, Dexter Lawrence, Christian Wilkins  
**LB (8):** J.D. Davis, Judah Davis, Kendall Joseph, Tre Lamar, Dorian O'Daniel, James Skalski, Chad Smith, Jalen Williams  
**CB (5):** Ryan Carter, Marcus Edmond, Mark Fields, Trayvon Mullen, Amir Trapp  
**S (5):** Kyle Cote, Denzel Johnson, Tanner Muse, Van Smith, K'Von Wallace

### SPECIAL TEAMS (1)

**PK (1):** Greg Huegel  
**P (0)**  
**LS (0)**

Note: Positions based on 2017.

# 2016 GAME-BY-GAME STARTERS

Position	AUB	TROY	SCS	GAT	LOU	BC	NCS	FSU	SYR	PIT	WFO	USC	VT	OSU	ALA
LT	Hyatt	Hyatt	Hyatt	Hyatt	Hyatt	Hyatt	Hyatt	Hyatt	Hyatt	Anchrum	Hyatt	Hyatt	Hyatt	Hyatt	Hyatt
LG	Hearn	Hearn	Hearn	Hearn	Hearn	Hearn	Hearn	Hearn	Hearn	Hearn	Hearn	Hearn	Hearn	Hearn	Hearn
C	Guillermo	Guillermo	Guillermo	Guillermo	Guillermo	Guillermo	Guillermo	Guillermo	Guillermo	Guillermo	Guillermo	Guillermo	Guillermo	Guillermo	Guillermo
RG	Crowder	Crowder	Crowder	Crowder	Crowder	Crowder	Crowder	Crowder	Crowder	Crowder	Crowder	Crowder	Crowder	Crowder	Crowder
TE	Fruhmorgen	Fruhmorgen	Fruhmorgen	Fruhmorgen	Fruhmorgen	Fruhmorgen	Fruhmorgen	Fruhmorgen	Pollard	Pollard	Pollard	Pollard	Pollard	Pollard	Pollard
RT	Leggett	Leggett	Leggett	Leggett	Leggett	Leggett	Leggett	Leggett	Leggett	Leggett	Leggett	Leggett	Leggett	Leggett	Leggett
WR/TEG	Williams	Renfrow	McCloud	McCloud	McCloud	McCloud	McCloud	Renfrow	Renfrow	Renfrow	Renfrow	Renfrow	Renfrow	Renfrow	Renfrow
QB	Watson	Watson	Watson	Watson	Watson	Watson	Watson	Watson	Watson	Watson	Watson	Watson	Watson	Watson	Watson
RB	Gallman	Gallman	Gallman	Gallman	Gallman	Gallman	Gallman	Gallman	Gallman	Gallman	Gallman	Gallman	Gallman	Gallman	Gallman
WR	A. Scott	A. Scott	A. Scott	A. Scott	A. Scott	A. Scott	A. Scott	A. Scott	A. Scott	A. Scott	A. Scott	A. Scott	A. Scott	A. Scott	A. Scott
WR	M. Williams	M. Williams	M. Williams	M. Williams	M. Williams	M. Williams	M. Williams	M. Williams	M. Williams	M. Williams	M. Williams	M. Williams	M. Williams	M. Williams	M. Williams
DE	Wilkins	Wilkins	Wilkins	Wilkins	Wilkins	Wilkins	Wilkins	Wilkins	Wilkins	Wilkins	Wilkins	Wilkins	Wilkins	Wilkins	Wilkins
DT	Watkins	Watkins	Watkins	Watkins	Watkins	Watkins	Watkins	Watkins	Watkins	Watkins	Watkins	Watkins	Watkins	Watkins	Watkins
DT	Pagano	Lawrence	Pagano	Lawrence	Lawrence	Pagano	Lawrence	Lawrence	Pagano	Lawrence	Lawrence	Lawrence	Lawrence	Lawrence	Lawrence
DE	Ferrell	Ferrell	Ferrell	Ferrell	Ferrell	Ferrell	Ferrell	Ferrell	Ferrell	Ferrell	Ferrell	Ferrell	Ferrell	Ferrell	Ferrell
SLB/NB	O'Daniel	O'Daniel	O'Daniel	O'Daniel	O'Daniel	Wiggins	Edmond	O'Daniel	Fields	O'Daniel	O'Daniel	O'Daniel	O'Daniel	O'Daniel	O'Daniel
MLB	Joseph	Joseph	Joseph	Joseph	Joseph	Joseph	Joseph	Joseph	Joseph	Joseph	Joseph	Joseph	Joseph	Joseph	Joseph
WLB	Boulware	Boulware	J. Williams	Boulware	Boulware	Boulware	Boulware	Boulware	Boulware	Boulware	Boulware	Boulware	Boulware	Boulware	Boulware
CB	Carter	Edmond	Edmond	Carter	Carter	Carter	Carter	Carter	Carter	Carter	Carter	Carter	Carter	Carter	Carter
S	J. Johnson	J. Johnson	J. Johnson	J. Johnson	J. Johnson	J. Johnson	J. Johnson	J. Johnson	J. Johnson	J. Johnson	J. Johnson	J. Johnson	J. Johnson	J. Johnson	J. Johnson
S	V. Smith	V. Smith	V. Smith	V. Smith	V. Smith	V. Smith	V. Smith	V. Smith	V. Smith	V. Smith	V. Smith	V. Smith	V. Smith	V. Smith	V. Smith
CB	Tankersley	Tankersley	Tankersley	Tankersley	Tankersley	Tankersley	Tankersley	Tankersley	Tankersley	Tankersley	Tankersley	Tankersley	Tankersley	Tankersley	Tankersley
PK	Huegel	Huegel	Huegel	Huegel	Huegel	Huegel	Huegel	Huegel	Huegel	Huegel	Huegel	Huegel	Huegel	Huegel	Huegel
P	Teasdall	Teasdall	King	Teasdall	Teasdall	Teasdall	Teasdall	Teasdall	Teasdall	Teasdall	Teasdall	Teasdall	Teasdall	Teasdall	Teasdall

Note: **Bold** denotes a Clemson home game.



# MEET THE TIGERS



## CHRISTIAN WILKINS

THE LEADER ON THE DEFENSE HAS BEEN A PART OF TWO COLLEGE FOOTBALL PLAYOFF NATIONAL CHAMPIONSHIP GAMES IN TWO SEASONS.



# NUMERICAL ROSTER

#	Player	Pos.	Hgt.	Wgt.	Cl.	Exp.	Hometown	High School or Junior College	Pronunciation
1	Trayvon Mullen	CB	6-2	185	So.	1VL	Fort Lauderdale, Fla.	Coconut Creek HS	
1	Trevion Thompson	WR	6-2	200	*Jr.	2VL	Durham, N.C.	Hillside HS	Trevion (TRAY-vee-ahn)
2	Kelly Bryant	QB	6-3	215	Jr.	2VL	Calhoun Falls, S.C.	Wren HS	
2	Mark Fields	CB	5-10	180	Jr.	2VL	Charlotte, N.C.	William Amos Hough HS	
3	Amari Rodgers	WR	5-10	195	Fr.	HS	Knoxville, Tenn.	Knoxville Catholic HS	
5	Tee Higgins	WR	6-4	190	Fr.	HS	Oak Ridge, Tenn.	Oak Ridge HS	
5	Shaq Smith	LB	6-2	240	*Fr.	RS	Baltimore, Md.	IMG (Fla.) Academy	
6	Zerrick Cooper	QB	6-2	205	*Fr.	RS	Jonesboro, Ga.	Jonesboro HS	
6	Dorian O'Daniel	LB	6-1	215	*Sr.	3VL	Olney, Md.	Our Lady of Good Counsel HS	
7	Chase Brice	QB	6-3	200	Fr.	HS	Grayson, Ga.	Grayson HS	
7	Austin Bryant	DE	6-4	265	Jr.	2VL	Pavo, Ga.	Thomas County Central HS	Pavo (PAY-voh)
8	Deon Cain	WR	6-1	210	Jr.	2VL	Tampa, Fla.	Tampa Bay Technical HS	
8	A.J. Terrell	DB	6-2	180	Fr.	HS	Atlanta, Ga.	Westlake HS	
9	Brian Dawkins Jr.	CB	5-7	175	*Fr.	RS	Parker, Colo.	Valor Christian HS	
9	Travis Etienne	RB	5-11	210	Fr.	HS	Jennings, La.	Jennings HS	
10	Tucker Israel	QB	5-10	180	*So.	SQ	Orlando, Fla.	Lake Nona HS	
10	Baylon Spector	LB	6-1	220	Fr.	HS	Calhoun, Ga.	Calhoun HS	Baylon (BAY-lehn)
11	Shadell Bell	TE	6-1	220	*So.	SQ	Decatur, Ga.	Columbia HS	
11	Isaiah Simmons	S	6-3	220	*Fr.	RS	Olathe, Kan.	Olathe North HS	Olathe (oh-LAY-thuh)
12	K'Von Wallace	DB	6-0	190	So.	1VL	Richmond, Va.	Highland Springs HS	K'Von (KAY-vahn)
13	Hunter Renfrow	WR/P	5-11	180	*Jr.	2VL	Myrtle Beach, S.C.	Socastee HS	Socastee (SAHK-uh-stee)
14	Denzel Johnson	S	6-0	195	*So.	1VL	Columbia, S.C.	A.C. Flora HS	
14	Diondre Overton	WR	6-5	200	So.	1VL	Greensboro, N.C.	Walter Hines Page HS	
16	Will Swinney	WR	5-9	180	Fr.	HS	Clemson, S.C.	Daniel HS	
15	Hunter Johnson	QB	6-4	200	Fr.	HS	Brownsburg, Ind.	Brownsburg HS	
17	Cornell Powell	WR	6-0	200	So.	1VL	Greenville, N.C.	J.H. Rose HS	
18	T.J. Chase	WR	6-1	175	*Fr.	RS	Plant City, Fla.	Plant City HS	
19	Tanner Muse	S	6-2	220	*So.	1VL	Belmont, N.C.	South Point HS	
20	LeAnthony Williams	DB	6-0	175	Fr.	HS	Atlanta, Ga.	Westlake HS	
20	Jack Swinney	WR	5-8	160	*Sr.	SQ	Lawrenceville, Ga.	Brookwood HS	
21	Darien Rencher	RB	5-8	190	*Fr.	RS	Anderson, S.C.	T.L. Hanna HS	
22	Xavier Kelly	DE	6-4	265	*Fr.	RS	Wichita, Kan.	East HS	Xavier (ehx-ZAYV-yuhr)
23	Van Smith	S	5-11	195	Jr.	2VL	Charlotte, N.C.	William Amos Hough HS	
24	Nolan Turner	S	6-1	195	*Fr.	RS	Vestavia Hills, Ala.	Vestavia Hills HS	
25	J.C. Chalk	TE	6-2	235	*Fr.	RS	Argyle, Texas	Argyle HS	
26	Adam Choice	RB	5-9	210	*Jr.	2VL	Thomasville, Ga.	Thomas County Central HS	
27	C.J. Fuller	RB	5-10	215	*Jr.	2VL	Easley, S.C.	Easley HS	
28	Tavien Feaster	RB	5-11	210	So.	1VL	Spartanburg, S.C.	Spartanburg HS	
29	Marcus Edmond	CB	6-0	175	*Gr.	2VL	Hopkins, S.C.	Lower Richland HS	
30	Jalen Williams	LB	5-10	215	Jr.	2VL	Columbia, S.C.	Blythewood HS	
31	Ryan Carter	DB	5-9	180	*Gr.	3VL	Grayson, Ga.	Grayson HS	
32	Kyle Cote	S	5-10	180	*So.	1VL	Six Mile, S.C.	Daniel HS	Cote (COHT-ee)
33	J.D. Davis	LB	6-2	225	Jr.	2VL	Clemson, S.C.	Daniel HS	
34	Kendall Joseph	LB	6-0	230	*Jr.	2VL	Belton, S.C.	Belton-Honea Path HS	Honea (HUHN-ee-uh)
34	Ray-Ray McCloud	WR	5-10	180	Jr.	2VL	Tampa, Fla.	Sickles HS	
35	Justin Foster	LB	6-4	245	Fr.	HS	Shelby, N.C.	Crest HS	
35	Ty Thomason	WR	5-11	220	*So.	SQ	Greenville, S.C.	Eastside HS	
36	Judah Davis	LB	6-1	235	Jr.	2VL	Clemson, S.C.	Daniel HS	
37	Austin Jackson	S	6-2	200	*So.	RS	Cary, N.C.	Green Hope HS	
37	Ryan Mac Lain	WR	5-8	175	*So.	SQ	Plymouth, Ind.	Plymouth HS	Mac Lain (mak-LAYN)
38	Amir Trapp	CB	5-8	160	*So.	1VL	Clemson, S.C.	Daniel HS	
39	Christian Groomes	PK	5-10	185	*Jr.	SQ	Central, S.C.	Daniel HS	
39	Cameron Scott	CB	5-10	210	*Jr.	SQ	Florence, S.C.	Wilson HS	
40	Hall Morton	S	5-8	170	*Fr.	RS	Birmingham, Ala.	Oak Mountain HS	
41	Connor Sekas	LB	6-2	220	Sr.	SQ	Vienna, Va.	James Madison HS	Sekas (SEE-kuhs)
42	Christian Wilkins	DL	6-4	310	Jr.	2VL	Springfield, Mass.	Suffield (Conn.) Academy	
43	Chad Smith	LB	6-4	235	*So.	1VL	Sterling, Va.	Dominion HS	
44	Nyles Pinckney	DT	6-1	295	*Fr.	RS	Beaufort, S.C.	Whale Branch Early College HS	
44	Garrett Williams	TE	6-3	245	Jr.	2VL	Orlando, Fla.	The First Academy	
45	Chris Register	DE	6-3	255	*Jr.	1VL	Browns Summit, N.C.	Dudley HS	
46	Jarvis Magwood	LB	5-11	215	*Jr.	SQ	Greenville, S.C.	James F. Byrnes HS	
47	James Skalski	LB	6-0	235	So.	1VL	Sharpsburg, Ga.	Northgate HS	Skalski (SKAL-skee)
47	Alex Spence	PK	6-1	195	*Jr.	SQ	Florence, S.C.	West Florence HS	
48	Will Spiers	P	6-5	230	*Fr.	RS	Cameron, S.C.	Calhoun Academy	



# NUMERICAL ROSTER

#	Player	Pos.	Hgt.	Wgt.	Cl.	Exp.	Hometown	High School or Junior College	Pronunciation
49	Richard Yeargin	DE	6-5	260	*Jr.	2VL	Lauderdale Lakes, Fla.	University School of Nova Southeastern University	
50	Justin Falcinelli	OL	6-4	315	*Jr.	2VL	Middletown, Md.	Middletown HS	Falcinelli (fal-sih-NEHL-ee)
50	Jabril Robinson	DL	6-2	265	*Jr.	2VL	Leland, N.C.	North Brunswick HS	Leland (LEE-lehnd)
51	Taylor Hearn	OL	6-5	325	*Jr.	2VL	Williston, S.C.	Williston-Elko HS	
52	Austin Spence	LS	6-2	195	*So.	SQ	Florence, S.C.	West Florence HS	
53	Regan Upshaw	LB	5-11	220	*Fr.	RS	Bradenton, Fla.		
54	Logan Rudolph	LB	6-3	225	Fr.	HS	Rock Hill, S.C.	Northwestern HS	
55	Tyrone Crowder	OG	6-2	340	*Sr.	3VL	Marston, N.C.	Richmond Senior HS	
56	Luke Price	LB	6-2	225	Fr.	HS	Dillon, S.C.	Dillon Christian School	
57	Tre Lamar	LB	6-3	240	So.	1VL	Roswell, Ga.	Roswell HS	
58	Patrick Phibbs	LS	6-2	200	*So.	SQ	Pittsburgh, Pa.	Central Catholic HS	
59	Gage Cervenka	OL	6-3	305	*So.	1VL	Greenwood, S.C.	Emerald HS	
59	Jordan Williams	DL	6-5	260	Fr.	HS	Virginia Beach, Va.	Frank W. Cox HS	
60	Kelby Bevelle	OL	6-2	265	*Sr.	SQ	Apopka, Fla.	Apopka HS	Bevelle (BEHV-uhl)
61	Kaleb Bevelle	DE	6-3	265	*Sr.	SQ	Apopka, Fla.	Apopka HS	Bevelle (BEHV-uhl)
62	Cade Stewart	OL	6-3	290	*Fr.	RS	Six Mile, S.C.	Daniel HS	
64	Pat Godfrey	OL	6-2	270	*^Gr.	SQ	Greenlawn, N.Y.	Harborfields HS	
65	Matt Bockhorst	OL	6-5	300	Fr.	HS	Cincinnati, Ohio	St. Xavier HS	
67	Albert Huggins	DT	6-3	305	Jr.	2VL	Orangeburg, S.C.	Orangeburg-Wilkinson HS	
68	Noah DeHond	OL	6-7	315	Fr.	HS	Rochester, N.Y.	Peddie (N.J.) School	
69	Maverick Morris	OL	6-4	305	*Gr.	3VL	Broxton, Ga.	Coffee HS	
70	Seth Penner	OG	6-3	320	*So.	1VL	Naples, Fla.	First Baptist Academy	
71	Jack Maddox	LS	6-4	205	Fr.	HS	Acton, Mass.	Acton-Boxborough Regional HS	
72	Blake Vinson	OL	6-5	300	Fr.	HS	Ocala, Fla.	North Marion HS	
73	Tremayne Anchrum	OT	6-2	290	So.	1VL	Powder Springs, Ga.	McEachern HS	
74	John Simpson	OG	6-4	315	So.	1VL	North Charleston, S.C.	Fort Dorchester HS	
75	Mitch Hyatt	OT	6-5	295	Jr.	2VL	Suwanee, Ga.	North Gwinnett HS	
76	Sean Pollard	OT	6-5	315	So.	1VL	Jackson Springs, N.C.	Pinecrest HS	
77	Zach Giella	OL	6-5	300	*So.	1VL	Lincolnton, Ga.	Augusta Christian Schools	Giella (jee-EH-luh)
78	Chandler Reeves	OT	6-7	280	*Fr.	RS	McDonough, Ga.	Eagle's Landing Christian Academy	
80	Milan Richard	TE	6-3	260	*Jr.	2VL	Savannah, Ga.	Calvary Day School	
81	Kanyon Tuttle	WR	5-10	170	*So.	SQ	Charlotte, N.C.	Charlotte Latin School	
82	Will Brown	WR	5-9	185	Fr.	HS	Boiling Springs, S.C.	Boiling Springs HS	
83	Carter Groomes	WR	5-8	180	*Fr.	RS	Central, S.C.	Daniel HS	
84	Cannon Smith	TE	6-5	265	*Jr.	2VL	Columbia, S.C.	Hammond School	
87	D.J. Greenlee	TE	6-1	245	*Gr.	2VL	Clemson, S.C.	Daniel HS	
88	Jayson Hopper	WR	6-1	210	*Fr.	HS	Lexington, S.C.	Lexington HS	
90	Dexter Lawrence	DT	6-5	340	So.	1VL	Wake Forest, N.C.	Wake Forest HS	
92	Greg Huegel	PK	5-11	195	*Jr.	2VL	Blythewood, S.C.	Blythewood HS	Huegel (HYOO-guhl)
93	Sterling Johnson	DT	6-4	305	*So.	1VL	Clayton, N.C.	Cleveland HS	
94	Jacob Edwards	DE	6-3	260	Fr.	HS	Vestavia Hills, Ala.	Vestavia Hills HS	
95	James Edwards	DE	6-3	250	Fr.	HS	Vestavia Hills, Ala.	Vestavia Hills HS	
96	Michael Batson	P	5-10	200	*So.	SQ	Central, S.C.	Christ Church Episcopal School	
97	Carson King	P	6-0	215	*So.	SQ	Nashville, Tenn.	Brentwood Academy	
99	Clelin Ferrell	DE	6-5	265	*So.	1VL	Richmond, Va.	Benedictine HS	Clelin (CLEE-lihn)

\* - spent one season as a redshirt player; ^ - has two years of eligibility remaining in 2018 and 2019

# COACHES

Coach	Title(s)	Position(s)	CU Years	Alma Mater	Pronunciation
Dabo Swinney	Head Coach		*15th	Alabama '93	Dabo Swinney (DA-boh SWEE-nee)
Danny Pearman	Assistant Head Coach, Special Teams Coordinator	Tight Ends	10th	Clemson '87	
Tony Elliott	Assistant Coach, Co-Offensive Coordinator	Running Backs	7th	Clemson '02	
Jeff Scott	Assistant Coach, Co-Offensive Coordinator	Wide Receivers	10th	Clemson '03	
Brent Venables	Assistant Coach, Defensive Coordinator	Linebackers	6th	Kansas State '92	
Todd Bates	Assistant Coach	Defensive Linemen	1st	Alabama '05	
Robbie Caldwell	Assistant Coach	Offensive Linemen	7th	Furman '77	
Mickey Conn	Assistant Coach	Safeties	1st	Alabama '93	
Mike Reed	Assistant Coach	Cornerbacks	5th	Boston College '94	
Brandon Streeter	Assistant Coach, Recruiting Coordinator	Quarterbacks	4th	Clemson '99	

\* - includes over five seasons (2003-08) as an assistant coach and over eight seasons as a head coach (2008-16)

# ALPHABETICAL ROSTER

#	Player	Pos.	Hgt.	Wgt.	Cl.	Exp.	Hometown	High School or Junior College	Pronunciation
73	Tremayne Anchrum	OT	6-2	290	So.	1VL	Powder Springs, Ga.	McEachern HS	
96	Michael Batson	P	5-10	200	*So.	SQ	Central, S.C.	Christ Church Episcopal School	
11	Shadell Bell	TE	6-1	220	*So.	SQ	Decatur, Ga.	Columbia HS	
61	Kaleb Bevelle	DE	6-3	265	*Sr.	SQ	Apopka, Fla.	Apopka HS	Bevelle (BEHV-uhl)
60	Kelby Bevelle	OL	6-2	265	*Sr.	SQ	Apopka, Fla.	Apopka HS	Bevelle (BEHV-uhl)
65	Matt Bockhorst	OL	6-5	300	Fr.	HS	Cincinnati, Ohio	St. Xavier HS	
7	Chase Brice	QB	6-3	200	Fr.	HS	Grayson, Ga.	Grayson HS	
82	Will Brown	WR	5-9	185	Fr.	HS	Boiling Springs, S.C.	Boiling Springs HS	
7	Austin Bryant	DE	6-4	265	Jr.	2VL	Pavo, Ga.	Thomas County Central HS	Pavo (PAY-voh)
2	Kelly Bryant	QB	6-3	215	Jr.	2VL	Calhoun Falls, S.C.	Wren HS	
8	Deon Cain	WR	6-1	210	Jr.	2VL	Tampa, Fla.	Tampa Bay Technical HS	
31	Ryan Carter	DB	5-9	180	*Gr.	3VL	Grayson, Ga.	Grayson HS	
59	Gage Cervenka	OL	6-3	305	*So.	1VL	Greenwood, S.C.	Emerald HS	
25	J.C. Chalk	TE	6-2	235	*Fr.	RS	Argyle, Texas	Argyle HS	
18	T.J. Chase	WR	6-1	175	*Fr.	RS	Plant City, Fla.	Plant City HS	
26	Adam Choice	RB	5-9	210	*Jr.	2VL	Thomasville, Ga.	Thomas County Central HS	
6	Zerrick Cooper	QB	6-2	205	*Fr.	RS	Jonesboro, Ga.	Jonesboro HS	
32	Kyle Cote	S	5-10	180	*So.	1VL	Six Mile, S.C.	Daniel HS	Cote (COHT-ee)
55	Tyrone Crowder	OG	6-2	340	*Sr.	3VL	Marston, N.C.	Richmond Senior HS	
33	J.D. Davis	LB	6-2	225	Jr.	2VL	Clemson, S.C.	Daniel HS	
36	Judah Davis	LB	6-1	235	Jr.	2VL	Clemson, S.C.	Daniel HS	
9	Brian Dawkins Jr.	CB	5-7	175	*Fr.	RS	Parker, Colo.	Valor Christian HS	
68	Noah DeHond	OL	6-7	315	Fr.	HS	Rochester, N.Y.	Peddie (N.J.) School	
29	Marcus Edmond	CB	6-0	175	*Gr.	2VL	Hopkins, S.C.	Lower Richland HS	
94	Jacob Edwards	DE	6-3	260	Fr.	HS	Vestavia Hills, Ala.	Vestavia Hills HS	
95	James Edwards	DE	6-3	250	Fr.	HS	Vestavia Hills, Ala.	Vestavia Hills HS	
9	Travis Etienne	RB	5-11	210	Fr.	HS	Jennings, La.	Jennings HS	
50	Justin Falcinelli	OL	6-4	315	*Jr.	2VL	Middletown, Md.	Middletown HS	Falcinelli (fal-sih-NEHL-ee)
28	Tavien Feaster	RB	5-11	210	So.	1VL	Spartanburg, S.C.	Spartanburg HS	
99	Clelin Ferrell	DE	6-5	265	*So.	1VL	Richmond, Va.	Benedictine HS	Clelin (CLEE-lihn)
2	Mark Fields	CB	5-10	180	Jr.	2VL	Charlotte, N.C.	William Amos Hough HS	
35	Justin Foster	LB	6-4	245	Fr.	HS	Shelby, N.C.	Crest HS	
27	C.J. Fuller	RB	5-10	215	*Jr.	2VL	Easley, S.C.	Easley HS	
77	Zach Giella	OL	6-5	300	*So.	1VL	Lincolnton, Ga.	Augusta Christian Schools	Giella (jee-EH-luh)
64	Pat Godfrey	OL	6-2	270	*^Gr.	SQ	Greenlawn, N.Y.	Harborfields HS	
87	D.J. Greenlee	TE	6-1	245	*Gr.	2VL	Clemson, S.C.	Daniel HS	
83	Carter Groomes	WR	5-8	180	*Fr.	RS	Central, S.C.	Daniel HS	
39	Christian Groomes	PK	5-10	185	*Jr.	SQ	Central, S.C.	Daniel HS	
51	Taylor Hearn	OL	6-5	325	*Jr.	2VL	Williston, S.C.	Williston-Elko HS	
5	Tee Higgins	WR	6-4	190	Fr.	HS	Oak Ridge, Tenn.	Oak Ridge HS	
88	Jayson Hopper	WR	6-1	210	*Fr.	HS	Lexington, S.C.	Lexington HS	
92	Greg Huegel	PK	5-11	195	*Jr.	2VL	Blythewood, S.C.	Blythewood HS	Huegel (HYOO-guhl)
67	Albert Huggins	DT	6-3	305	Jr.	2VL	Orangeburg, S.C.	Orangeburg-Wilkinson HS	
75	Mitch Hyatt	OT	6-5	295	Jr.	2VL	Suwanee, Ga.	North Gwinnett HS	
10	Tucker Israel	QB	5-10	180	*So.	SQ	Orlando, Fla.	Lake Nona HS	
37	Austin Jackson	S	6-2	200	*So.	RS	Cary, N.C.	Green Hope HS	
14	Denzel Johnson	S	6-0	195	*So.	1VL	Columbia, S.C.	A.C. Flora HS	
15	Hunter Johnson	QB	6-4	200	Fr.	HS	Brownsburg, Ind.	Brownsburg HS	
93	Sterling Johnson	DT	6-4	305	*So.	1VL	Clayton, N.C.	Cleveland HS	
34	Kendall Joseph	LB	6-0	230	*Jr.	2VL	Belton, S.C.	Belton-Honea Path HS	Honea (HUHN-ee-uh)
22	Xavier Kelly	DE	6-4	265	*Fr.	RS	Wichita, Kan.	East HS	Xavier (ehx-ZAYV-yuhr)
97	Carson King	P	6-0	215	*So.	SQ	Nashville, Tenn.	Brentwood Academy	
57	Tre Lamar	LB	6-3	240	So.	1VL	Roswell, Ga.	Roswell HS	
90	Dexter Lawrence	DT	6-5	340	So.	1VL	Wake Forest, N.C.	Wake Forest HS	
37	Ryan Mac Lain	WR	5-8	175	*So.	SQ	Plymouth, Ind.	Plymouth HS	Mac Lain (mak-LAYN)
71	Jack Maddox	LS	6-4	205	Fr.	HS	Acton, Mass.	Acton-Boxborough Regional HS	
46	Jarvis Magwood	LB	5-11	215	*Jr.	SQ	Greenville, S.C.	James F. Byrnes HS	
34	Ray-Ray McCloud	WR	5-10	180	Jr.	2VL	Tampa, Fla.	Sickles HS	
69	Maverick Morris	OL	6-4	305	*Gr.	3VL	Broxton, Ga.	Coffee HS	
40	Hall Morton	S	5-8	170	*Fr.	RS	Birmingham, Ala.	Oak Mountain HS	
1	Trayvon Mullen	CB	6-2	185	So.	1VL	Fort Lauderdale, Fla.	Coconut Creek HS	
19	Tanner Muse	S	6-2	220	*So.	1VL	Belmont, N.C.	South Point HS	
6	Dorian O'Daniel	LB	6-1	215	*Sr.	3VL	Olney, Md.	Our Lady of Good Counsel HS	
14	Diondre Overton	WR	6-5	200	So.	1VL	Greensboro, N.C.	Walter Hines Page HS	



# ALPHABETICAL ROSTER

#	Player	Pos.	Hgt.	Wgt.	Cl.	Exp.	Hometown	High School or Junior College	Pronunciation
70	Seth Penner	OG	6-3	320	*So.	1VL	Naples, Fla.	First Baptist Academy	
44	Nyles Pinckney	DT	6-1	295	*Fr.	RS	Beaufort, S.C.	Whale Branch Early College HS	
58	Patrick Pibbs	LS	6-2	200	*So.	SQ	Pittsburgh, Pa.	Central Catholic HS	
76	Sean Pollard	OT	6-5	315	So.	1VL	Jackson Springs, N.C.	Pinecrest HS	
56	Luke Price	LB	6-2	225	Fr.	HS	Dillon, S.C.	Dillion Christian School	
17	Cornell Powell	WR	6-0	200	So.	1VL	Greenville, N.C.	J.H. Rose HS	
78	Chandler Reeves	OT	6-7	280	*Fr.	RS	McDonough, Ga.	Eagle's Landing Christian Academy	
45	Chris Register	DE	6-3	255	*Jr.	1VL	Browns Summit, N.C.	Dudley HS	
21	Darien Rencher	RB	5-8	190	*Fr.	RS	Anderson, S.C.	T.L. Hanna HS	
13	Hunter Renfrow	WR/P	5-11	180	*Jr.	2VL	Myrtle Beach, S.C.	Socastee HS	Socastee (SAHK-uh-stee)
80	Milan Richard	TE	6-3	260	*Jr.	2VL	Savannah, Ga.	Calvary Day School	
50	Jabril Robinson	DL	6-2	265	*Jr.	2VL	Leland, N.C.	North Brunswick HS	Leland (LEE-lehnd)
3	Amari Rodgers	WR	5-10	195	Fr.	HS	Knoxville, Tenn.	Knoxville Catholic HS	
54	Logan Rudolph	LB	6-3	225	Fr.	HS	Rock Hill, S.C.	Northwestern HS	
39	Cameron Scott	CB	5-10	210	*Jr.	SQ	Florence, S.C.	Wilson HS	
41	Connor Sekas	LB	6-2	220	Sr.	SQ	Vienna, Va.	James Madison HS	Sekas (SEE-kuhs)
11	Isaiah Simmons	S	6-3	220	*Fr.	RS	Olathe, Kan.	Olathe North HS	Olathe (oh-LAY-thuh)
74	John Simpson	OG	6-4	315	So.	1VL	North Charleston, S.C.	Fort Dorchester HS	
47	James Skalski	LB	6-0	235	So.	1VL	Sharpsburg, Ga.	Northgate HS	Skalski (SKAL-skee)
84	Cannon Smith	TE	6-5	265	*Jr.	2VL	Columbia, S.C.	Hammond School	
43	Chad Smith	LB	6-4	235	*So.	1VL	Sterling, Va.	Dominion HS	
5	Shaq Smith	LB	6-2	240	*Fr.	RS	Baltimore, Md.	IMG (Fla.) Academy	
23	Van Smith	S	5-11	195	Jr.	2VL	Charlotte, N.C.	William Amos Hough HS	
10	Baylon Spector	LB	6-1	220	Fr.	HS	Calhoun, Ga.	Calhoun HS	Baylon (BAY-lehn)
47	Alex Spence	PK	6-1	195	*Jr.	SQ	Florence, S.C.	West Florence HS	
52	Austin Spence	LS	6-2	195	*So.	SQ	Florence, S.C.	West Florence HS	
48	Will Spiers	P	6-5	230	*Fr.	RS	Cameron, S.C.	Calhoun Academy	
62	Cade Stewart	OL	6-3	290	*Fr.	RS	Six Mile, S.C.	Daniel HS	
20	Jack Swinney	WR	5-8	160	*Sr.	SQ	Lawrenceville, Ga.	Brookwood HS	
16	Will Swinney	WR	5-9	180	Fr.	HS	Clemson, S.C.	Daniel HS	
8	A.J. Terrell	DB	6-2	180	Fr.	HS	Atlanta, Ga.	Westlake HS	
35	Ty Thomason	WR	5-11	220	*So.	SQ	Greenville, S.C.	Eastside HS	
1	Trevion Thompson	WR	6-2	200	*Jr.	2VL	Durham, N.C.	Hillside HS	Trevion (TRAY-vee-ahn)
38	Amir Trapp	CB	5-8	160	*So.	1VL	Clemson, S.C.	Daniel HS	
24	Nolan Turner	S	6-1	195	*Fr.	RS	Vestavia Hills, Ala.	Vestavia Hills HS	
81	Kanyon Tuttle	WR	5-10	170	*So.	SQ	Charlotte, N.C.	Charlotte Latin School	
53	Regan Upshaw	LB	5-11	220	*Fr.	RS	Bradenton, Fla.		
72	Blake Vinson	OL	6-5	300	Fr.	HS	Ocala, Fla.	North Marion HS	
12	K'Von Wallace	DB	6-0	190	So.	1VL	Richmond, Va.	Highland Springs HS	K'Von (KAY-vahn)
42	Christian Wilkins	DL	6-4	310	Jr.	2VL	Springfield, Mass.	Suffield (Conn.) Academy	
44	Garrett Williams	TE	6-3	245	Jr.	2VL	Orlando, Fla.	The First Academy	
30	Jalen Williams	LB	5-10	215	Jr.	2VL	Columbia, S.C.	Blythewood HS	
59	Jordan Williams	DL	6-5	260	Fr.	HS	Virginia Beach, Va.	Frank W. Cox HS	
20	LeAnthony Williams	DB	6-0	175	Fr.	HS	Atlanta, Ga.	Westlake HS	
49	Richard Yeargin	DE	6-5	260	*Jr.	2VL	Lauderdale Lakes, Fla.	University School of Nova Southeastern University	

\* - spent one season as a redshirt player; ^ - has two years of eligibility remaining in 2018 and 2019

# COACHES

Coach	Title(s)	Position(s)	CU Years	Alma Mater	Pronunciation
Dabo Swinney	Head Coach		*15th	Alabama '93	Dabo Swinney (DA-boh SWEE-nee)
Danny Pearman	Assistant Head Coach, Special Teams Coordinator	Tight Ends	10th	Clemson '87	
Tony Elliott	Assistant Coach, Co-Offensive Coordinator	Running Backs	7th	Clemson '02	
Jeff Scott	Assistant Coach, Co-Offensive Coordinator	Wide Receivers	10th	Clemson '03	
Brent Venables	Assistant Coach, Defensive Coordinator	Linebackers	6th	Kansas State '92	
Todd Bates	Assistant Coach	Defensive Linemen	1st	Alabama '05	
Robbie Caldwell	Assistant Coach	Offensive Linemen	7th	Furman '77	
Mickey Conn	Assistant Coach	Safeties	1st	Alabama '93	
Mike Reed	Assistant Coach	Cornerbacks	5th	Boston College '94	
Brandon Streeter	Assistant Coach, Recruiting Coordinator	Quarterbacks	4th	Clemson '99	

\* - includes over five seasons (2003-08) as an assistant coach and over eight seasons as a head coach (2008-16)



# VETERAN BIOS



## TREMAINE ANCHRUM

OT • 6-2 • 290 • So. • 1VL  
Fort Lauderdale, Fla.  
Coconut Creek High School

In a battle with Sean Pollard for the starting right tackle position entering August camp ... listed as a co-starter with his classmate ... enrolled in January 2016 ... named to academic honor roll his first semester ... earned experience at tackle as a first-year freshman.

**2016:** Had five knockdowns in 292 snaps over 11 games (one start) ... played 13 snaps in collegiate debut against Troy, with an 85 percent grade ... posted 88 percent grade in 32 snaps against SC State ... graded 100 percent on 15 snaps in win over Georgia Tech ... played four snaps at Boston College before suffering an ankle sprain ... played 34 snaps in win over Syracuse ... started first career contest against Pittsburgh and responded well with 83 percent grade and two knockdowns in 89 snaps ... played 45 snaps against South Carolina ... played 37 snaps, with a knockdown, in win over Ohio State in the Fiesta Bowl.

**Before Clemson:** Rated the No. 39 offensive guard in the nation and No. 50 player in Georgia by ESPN ... No. 21 offensive guard in the nation and No. 42 player in Georgia by 247 Sports.com ... No. 73 player in Georgia by Rivals ... played against Mitch Hyatt, Clemson's starting left tackle in 2015, in high school ... first-team all-state according to the Atlanta Constitution ... all-district selection at the AAAAAA level as well ... PrepStar three-star selection who was All-Southeast Region selection ... recruited by Tony Elliott and Robbie Caldwell ... narrowed his college choices to Nebraska, Colorado and Clemson.

**Personal:** His father, also named Tremayne, played high school football in the state of Colorado and was all-state in football and basketball by the Denver Post ... his father played basketball for George Raveling at Southern California and led the Trojans in rebounding as a sophomore and three-point shooting percentage as a junior ... majoring in geology ... born June 24, 1998.



## SHADELL BELL

TE • 6-1 • 220 • \*So. • SQ  
Decatur, Ga.  
Columbia High School

Came to Clemson as a wide receiver, but moved to tight end ... red-shirt sophomore who has played in three games for seven total snaps ... playing time should increase in 2017 ... intelligent player who made the Academic Honor Roll in 2016-17 ... enrolled at Clemson in January of 2015.

**2016:** Played in three games for the 2016 National Champions ... played on special teams against South Carolina State, four snaps vs. Syracuse and three vs. South Carolina.

**2015:** Redshirted.

**Before Clemson:** Played in the Semper Fidelis All-American Bowl ... No. 187 player in the nation by Rivals.com ... No. 45 receiver in the nation and No. 42 player in Georgia by ESPN ... No. 46 receiver in the nation and No. 42 player in Georgia by Rivals.com ... named the team's top defensive player as an outside linebacker with 32 tackles, nine tackles for loss, four sacks, two interceptions and a recovered fumble as a senior ... had 37 receptions for 463 yards and seven touchdowns as a junior ... coached by David Edwards ... recruited by Marion Hobby.

**Personal:** Majoring in parks, recreation & tourism management ... born May 1, 1997.



## KALEB BEVELLE

DE • 6-3 • 265 • \*Sr. • SQ  
Apopka, Fla.  
Apopka High School

Reserve defensive end in his senior year with the program ... his brother, Kelby Bevelle, is a reserve offensive lineman for the Tigers ... he and his brother are one of two sets of twins on the Clemson team joining the Davis twins ... came to Clemson after spending two years at Southeastern University in Lakeland, Fla.

**2016:** Played in three games as a reserve defender for the Tigers during the National Championship season ... played six snaps against South Carolina State, four against Syracuse and three against South Carolina.

**2015:** Sat out the season due to transfer rule.

**Before Clemson:** Started college career at Southeastern University in Lakeland, Fla., red-shirted first year, then played second year (2014) ... it was first year of that program ... played four years at Apopka High School in Florida as offensive tackle and defensive tackle ... team won 8A state championship in 2012 ... played with many current college players and some who are already in the NFL.

**Personal:** His dad, Willis Bevelle, was a teammate of Dabo Swinney at Alabama, including 1992 championship season ... so, father and sons both have National Championship rings ... majoring in sports communications ... born July 22, 1994 ... he is the older twin by three minutes.



## KELBY BEVELLE

OL • 6-2 • 265 • \*Sr. • SQ  
Apopka, Fla.  
Apopka High School

Reserve offensive lineman in his senior year with the program ... his brother, Kaleb Bevelle, is a reserve defensive end for the Tigers ... he and his brother Kaleb are one of two sets of twins on the Clemson team, joining the Davis twins.

**2016:** Played in two games as a reserve offensive lineman for the 2016 National Championship team ... played 15 snaps against South Carolina State and six against Syracuse.

**2015:** Sat out the season due to transfer rule.

**Before Clemson:** Started college career at Southeastern University in Lakeland, Fla., red-shirted first year, then played second year (2014) ... it was first year of that program ... played four years at Apopka High School in Florida as offensive tackle and defensive tackle ... team won 8A state championship in 2012 ... played with many current college players and some who are already in the NFL.

**Personal:** His dad, Willis Bevelle, was a teammate of Dabo Swinney at Alabama, including 1992 championship season ... so, father and sons both have National Championship rings ... majoring in sports communications ... born July 22, 1994 ... Kelby is the younger twin by three minutes.



## AUSTIN BRYANT

DE • 6-4 • 265 • Jr. • 2VL  
Pavo, Ga.  
Thomas Co. Central High School

Listed as a starting defensive end entering August camp ... junior who has been part of Clemson's two-deep rotation at end in 2015 and 2016 ... has 51 tackles, five tackles for loss and 3.5 sacks in 463 snaps over 22 games.

**2016:** Earned share of the defense's 12th Man Award, along with Marcus Edmond and Scott Pagano ... suffered

a foot injury in August camp and missed the first six games of the season ... had 16 tackles, including three for loss and two sacks, in 244 snaps over nine games ... returned to action against NC State, tallying half of a sack in the overtime win in 27 snaps ... posted 1.5 sacks in 27 snaps at Florida State, a 37-34 Tiger victory ... posted three tackles, including half of one for loss, in victory at Wake Forest ... posted half a tackle for loss against Virginia Tech ... saw significant action in both bowl games, including 39 snaps versus Alabama when starter Clelin Ferrell went down with an injury ... broke up a pass and had a quarterback pressure in the win over the Crimson Tide.

**2015:** Logged significant action as a backup to both Kevin Dodd and Shaq Lawson, appearing in 13 games and 219 snaps ... had four quarterback pressures and two special teams tackles, as well as a fumble recovery ... posted five tackles in his debut against Wofford ... tallied nine stops, including one on special teams, in win over Appalachian State ... missed Georgia Tech game with an injury ... notched first career sack at NC State ... knocked down a pass and had key quarterback pressure in win over Florida State ... had half a tackle for loss against Wake Forest ... posted three tackles and a fumble recovery in the ACC Championship Game against North Carolina ... came off the bench to see 63 snaps with Shaq Lawson injured in the Capital One Orange Bowl and contributed eight tackles, including half a sack, against Oklahoma.

**Before Clemson:** Consensus top-20 player in Georgia ... No. 134 player and No. 15 defensive end in the nation by ESPN ... No. 149 player and No. 11 defensive end in the nation by Rivals.com ... No. 199 player and No. 12 defensive end in the nation by 247Sports.com ... AAAA all-state selection ... had 64 tackles, five sacks and three caused fumbles as a junior ... teammate of running back Adam Choice ... starter on the basketball team ... coached by Bill Shaver ... recruited by Marion Hobby and Danny Pearman.

**Personal:** Majoring in pre-business ... born Nov. 12, 1996.

### A. BRYANT 2016 GAME-BY-GAME STATS

Date	Opponent	Snaps	Hit	Ast	Tot	TFL	Sacks	QB
9-3	at Auburn							DNP
9-10	Troy							DNP
9-17	SC State							DNP
9-22	at Georgia Tech							DNP
10-1	Louisville							DNP
10-7	at Boston College							DNP
10-15	NC State	27	1	2	3	0.5-2	0.5-2	
10-29	at Florida State	27	2	0	2	1.5-11	1.5-11	1
11-5	Syracuse	21	0	0	0			
11-12	Pittsburgh	29	0	1	1			
11-19	at Wake Forest	25	2	1	3	0.5-0		1
11-26	South Carolina	31	1	1	2			
12-3	Virginia Tech	23	1	1	2	0.5-1		
12-31	Ohio State	22	2	1	3			1
1-9	Alabama	39	0	0	0			1
<b>Totals</b>		<b>244</b>	<b>9</b>	<b>7</b>	<b>16</b>	<b>3-14</b>	<b>2-13</b>	<b>4</b>

### A. BRYANT CAREER STATS

Year	G-S	Snaps	Hit	Ast	Tot	TFL	Sacks	Int	QB	PF	CF	RF
2015	13-0	219	26	9	35	2-18	1.5-17	0	4	1	0-0	
2016	9-0	244	9	7	16	3-14	2-13	0	4	1	0-0	
<b>Totals</b>	<b>22-0</b>	<b>463</b>	<b>35</b>	<b>16</b>	<b>51</b>	<b>5-32</b>	<b>3.5-30</b>	<b>0</b>	<b>8</b>	<b>2</b>	<b>0-0</b>	



## KELLY BRYANT

QB • 6-3 • 215 • Jr. • 2VL  
Calhoun Falls, S.C.  
Wren High School

Clemson's No. 1 quarterback entering 2017 fall camp ... enrolled in January 2015 ... junior is 13-22 for 75 yards while adding 178 rushing yards on 35 carries (5.1 yards per carry) over 12 career games.

**2016:** Completed 6-9 passes for 48 yards and a touchdown while also adding a rushing touchdown on 12 carries in four games ... totaled 42 yards and completed 4-5 passes in win over SC State ... played in the win at Boston College, gaining six yards on a run ... completed 2-4 passes for 21 yards in Syracuse win ... rushed for a short touchdown in win over South Carolina.

**2015:** Team's fifth-leading rusher, despite playing



# VETERAN BIOS

as a backup quarterback and in only eight games ... had 156 rushing yards, with two touchdowns ... his 6.8 yards per carry average was best on the team, given a minimum of 20 carries ... completed 3-4 for 19 yards in his debut against Wofford ... ran three times for 17 yards in Appalachian State contest ... played against Georgia Tech and Boston College ... scored two rushing touchdowns at Miami and was a big reason the Tigers had 416 yards on the ground against the Hurricanes ... first career score was on a 59-yard carry ... rushed for team-high 58 yards in win over Wake Forest ... was 10-16 for 95 yards with two touchdown passes and 29 rushing yards in the 2015 Spring Game.

**Before Clemson:** Finalist for Mr. Football in South Carolina as a senior ... Greenville County Player-of-the-Year as a senior ... Shrine Bowl selection ... South Carolina Football Coaches Association Player-of-the-Year as a senior ... all-state, all-region selection as a senior ... led Wren High School to 11 wins and the region title as a senior ... was 231-368 passing for 3,579 yards and 41 touchdowns along with 720 yards and 14 touchdowns on 128 carries as a senior ... had 2,800 passing yards and 28 touchdowns along with 1,200 rushing yards and 19 touchdowns as a junior ... No. 8 dual-threat quarterback in nation by Rivals.com ... No. 11 dual-threat quarterback in the nation by ESPN ... No. 4 player in South Carolina by Rivals.com entering his senior year ... No. 3 player in South Carolina by 247Sports.com ... coached by Jeff Tate ... recruited by Chad Morris.

**Personal:** His cousin, Martavis Bryant, was a wide receiver at Clemson (2011-13) and plays with the Pittsburgh Steelers ... majoring in history ... born Sept. 25, 1996.

## K. BRYANT 2016 GAME-BY-GAME STATS

Date	Opponent	Snaps	C-A-I	Yds	TD	C	Yds	TD	PL	Tot
9-3	at Auburn									DNP
9-10	Troy									DNP
9-17	SC State	19	4-5-0	27	1	7	15	0	12	42
9-22	at Georgia Tech									DNP
10-1	Louisville									DNP
10-7	at Boston Coll.	4	0-0-0	0	0	1	6	0	1	6
10-15	NC State									DNP
10-29	at Florida St.									DNP
11-5	Syracuse	12	2-4-0	21	0	2	-4	0	6	17
11-12	Pittsburgh									DNP
11-19	at Wake Forest									DNP
11-26	South Carolina	4	0-0-0	0	0	2	5	1	2	5
12-3	Virginia Tech									DNP
12-31	Ohio State									DNP
1-9	Alabama									DNP
<b>Totals</b>		<b>39</b>	<b>6-9-0</b>	<b>48</b>	<b>1</b>	<b>12</b>	<b>22</b>	<b>1</b>	<b>21</b>	<b>70</b>

## K. BRYANT CAREER STATS

Passing										
Year	G-S	Snaps	C-A-I	Yds	TD	LG	Pct	Y/A	Y/C	Y/G
2015	8-0	61	7-9-1	27	0	10	77.8	3.0	3.9	80.8
2016	4-0	39	6-9-0	48	1	15	66.7	5.3	8.0	148.1
<b>Totals</b>	<b>12-0</b>	<b>100</b>	<b>13-18-1</b>	<b>75</b>	<b>1</b>	<b>15</b>	<b>72.2</b>	<b>4.1</b>	<b>5.8</b>	<b>114.4</b>

Rushing & Total Offense										
Year	Car	Yds	Y/C	Y/G	TD	LG	PL	Tot	TDR	Y/G
2015	23	156	6.8	19.5	2	59	32	183	2	22.9
2016	12	22	1.8	5.5	1	27	21	70	2	17.5
<b>Totals</b>	<b>35</b>	<b>178</b>	<b>5.1</b>	<b>14.8</b>	<b>3</b>	<b>59</b>	<b>53</b>	<b>253</b>	<b>4</b>	<b>21.1</b>

## DEON CAIN

WR • 6-1 • 210 • Jr. • 2VL

Tampa, Fla.

Tampa Bay Technical High School



8

Ranked as No. 12 wide receiver in the nation by Lindy's ... pre-season first-team All-ACC by Street & Smith, Athlon and Phil Steele ... ranked as the No. 47 overall player in the nation by ESPN entering the 2017 season ... very productive coming off the bench so far in his career ... has 14 touchdown receptions on just 72 career catches ... that includes nine TDs in just 39 catches last year, basically a touchdown every four receptions ... burst onto the scene as one of Clemson's biggest downfield threats in 2015, and only enhanced that reputation as a sophomore ... has 72 career receptions for 1,306 yards (fifth among active ACC players) and 14 touchdowns (second

among active ACC players) in 754 snaps over 28 games (one start) ... 18.1 yards per catch over his career, the fourth-best figure in Clemson history and third-best among active ACC players.

**2016:** Second on the team with nine touchdown receptions, part of 38 catches over 15 games and 449 snaps ... averaged team-best 19.1 yards per reception, one of the top season figures in Clemson history ... scored on 23-yard touchdown in the fourth quarter of the win over Troy ... followed the next time out with a 17-yard touchdown reception against SC State ... had breakout performance against No. 3 Louisville, hauling in two long touchdown catches from Deshaun Watson ... followed with two touchdown catches at Boston College ... had two grabs for 69 yards at Florida State ... posted two long touchdown catches against Syracuse and hauled in five passes total for 125 yards ... caught touchdown pass in the one-point loss to Pittsburgh ... had two big receptions for 69 yards in ACC Championship Game against Virginia Tech ... had five grabs for 94 yards in the National Championship win over Alabama, including a 43-yard catch and run that sparked the Tigers early.

**2015:** Had 34 catches for 582 yards and five touchdowns in 13 games (one start) ... his 17.1 yards per catch average was best on the team and five touchdown catches tied for third most ... snagged three catches for 36 yards in his first collegiate game ... had two catches for 26 yards in road win at Louisville ... game-high five catches for 96 yards in win over Georgia Tech ... posted two grabs for 97 yards, including a 67-yarder that was a near touchdown at Boston College ... sat out the Miami game for disciplinary reasons ... caught first career touchdown at NC State ... followed with another on a screen pass from 38 yards out the next time out against Florida State ... snagged a 40-yard touchdown catch at Syracuse ... posted an 11-yard touchdown snap against Wake Forest, his fourth straight game with a score ... also threw a 35-yard pass to Hunter Renfrow on his first career attempt ... broke Sammy Watkins' freshman school record with a fifth straight game with a touchdown at South Carolina; hauled in a 55-yarder against the Gamecocks in the second quarter ... posted two catches in the ACC Championship game against North Carolina ... did not appear in the final two games due to suspension.

**Before Clemson:** Consensus top-50 national player who was a quarterback most of his high school career ... his performance in practice and during the U.S. Army All-American Bowl contributed to his ranking spike; he had a 54-yard passing touchdown and 50-yard receiving touchdown in the game ... No. 17 player and No. 4 wide receiver in the nation and No. 6 player in Florida by Rivals.com ... No. 18 player and No. 32 wide receiver in the nation and No. 9 player in Florida by 247Sports.com ... No. 25 player and No. 2 wide receiver in the nation and No. 9 player in Florida by ESPN ... No. 46 player and No. 7 wide receiver in the nation and No. 9 player in Florida by Scout.com ... second-team All-American by USA Today ... AAAAAAA first-team all-state ... had 1,892 rushing yards and 19 touchdowns along with five passing touchdowns as a senior ... had 1,900 rushing yards and 13 touchdowns as a junior ... had 1,627 rushing yards and 10 touchdowns as a sophomore ... coached by Jayson Roberts ... recruited by Tony Elliott and Jeff Scott.

**Personal:** Majoring in sports communication ... born Aug. 9, 1996.

## CAIN 2015 GAME-BY-GAME STATS

Date	Opponent	Snaps	Rec	Yds	Avg	TD	LG	Rush
9-5	Wofford	20	3	36	12.0	0	21	0-0
9-12	Appalachian State	15	1	8	8.0	0	8	0-0
9-17	at Louisville	15	2	26	13.0	0	15	0-0
10-3	Notre Dame	*14	0	0	---	0	---	0-0
10-10	Georgia Tech	15	5	96	19.2	0	67	0-0
10-17	Boston College	23	2	97	48.5	0	67	0-0
10-24	at Miami (Fla.)							DNP
10-31	at NC State	22	3	59	19.7	1	40	0-0
11-7	Florida State	38	3	56	18.7	1	38	0-0
11-14	at Syracuse	35	4	67	16.8	1	40	0-0
11-21	Wake Forest	49	4	29	7.3	1	16	0-0
11-28	at South Carolina	32	5	96	19.2	1	55	1(-5)
12-5	North Carolina	27	2	12	6.0	0	8	
12-31	Oklahoma							DNP
1-11	Alabama							DNP

**Totals** 305 34 582 17.1 5 67 1(-5)

\* - start; Had a completion for 35 yards against Wake Forest.

## CAIN 2016 GAME-BY-GAME STATS

Date	Opponent	Snaps	Rec	Yds	Avg	TD	LG	Rush
9-3	at Auburn	36	1	1	1.0	0	1	0-0
9-10	Troy	36	2	37	18.5	1	23	0-0
9-17	SC State	21	2	33	16.5	1	17	0-0
9-22	at Georgia Tech	28	1	1	1.0	0	1	0-0
10-1	Louisville	25	4	98	24.5	2	37	0-0
10-7	at Boston College	35	3	68	22.7	2	29	0-0
10-15	NC State	30	2	17	8.5	0	9	0-0
10-29	at Florida State	33	2	69	34.5	0	40	0-0
11-5	Syracuse	25	5	125	25.0	2	65	0-0
11-12	Pittsburgh	30	3	45	15.0	1	27	0-0
11-19	at Wake Forest	20	3	20	6.7	0	17	0-0
11-26	South Carolina	30	2	38	19.0	0	25	0-0
12-3	Virginia Tech	23	2	69	34.5	0	39	0-0
12-31	Ohio State	40	1	9	9.0	0	9	0-0
1-9	Alabama	37	5	94	18.8	0	43	0-0
<b>Totals</b>		<b>449</b>	<b>38</b>	<b>724</b>	<b>19.1</b>	<b>9</b>	<b>65</b>	<b>0-0</b>

## CAIN CAREER STATS

Year	G-S	Snaps	Rec	Yds	Avg	TD	LG	Car	Yds	TD	LG
2015	13-1	305	34	582	17.1	5	67	1	-5	0	-5
2016	15-0	449	38	724	19.1	9	65	0	0	0	-
<b>Totals</b>	<b>28-1</b>	<b>754</b>	<b>72</b>	<b>1306</b>	<b>18.1</b>	<b>14</b>	<b>67</b>	<b>1</b>	<b>-5</b>	<b>0</b>	<b>-5</b>

## RYAN CARTER

DB • 5-9 • 180 • \*Gr. • 3VL

Grayson, Ga.

Grayson High School



31

Preseason fourth-team All-ACC by Athlon ... will play his final year as a graduate, earned undergrad degree in May 2017 ... listed as starting cornerback or nickel back depending on Clemson's defensive alignment ... developed into a starting cornerback on Clemson's 2016 National Championship team ... has 52 tackles, nine pass breakups and an interception in 860 snaps over 41 career games (15 starts).

**2016:** Earned defense's Iron Man Award ... produced 29 tackles, 5.5 tackles for loss, seven pass breakups and an interception in 15 games (13 starts) ... saw career-high 624 snaps, well over his combined career total entering the season ... earned start at cornerback against Auburn and graded over 90 percent in his 33 snaps ... played 34 snaps against Troy ... had first career sack against Georgia Tech, a big reason the Tigers held the Yellow Jackets to just 124 total yards ... was co-defensive player of the game for the Tigers ... had half a tackle for loss in game against No. 3 Louisville ... posted a tackle for loss and pass breakup in win at Boston College ... had two pass breakups and a tackle for loss in win over NC State ... tallied first career interception against Syracuse ... posted two pass breakups and a tackle for loss against Pittsburgh ... notched a pass deflection against Virginia Tech, to go along with three tackles.

**2015:** Appeared in 14 games, with two starts ... had 23 tackles and two pass breakups in 233 snaps ... earned first career takeaway against Appalachian State, with a recovered fumble ... was in on career-high 31 snaps against Louisville, tallying four stops ... posted a PBU in the win over Notre Dame ... posted first career tackle for loss against Wake Forest ... earned first career start in the ACC Championship Game, where he contributed five tackles ... also started the Orange Bowl win over Oklahoma, contributing three tackles in 47 snaps.

**2014:** Had three tackles in three snaps over 12 games ... had one tackle in three snaps against SC State on Sept. 6; it was his first career game ... had a special teams tackle against Syracuse on Oct. 25.

**2013:** Redshirted.

**Before Clemson:** Rated as the No. 31 cornerback in the nation and No. 61 player in Georgia by ESPN ... helped Grayson High School to a 10-2 record and a No. 5 final state ranking ... had 49 receptions for 1,112 yards and 10 touchdowns as a senior ... had 10 receptions for 266 yards and three touchdowns as a junior ... helped his team to a 15-0 record and a state championship as a junior ... teammate of Wayne Gallman in high school ... coached by Mickey Conn at Grayson High; Conn was a roommate of Head Coach Dabo Swinney at Alabama,

# VETERAN BIOS

and is now on Clemson's staff ... recruited by Tony Elliott.

**Personal:** Majoring in sociology ... born Nov. 4, 1994.

## CARTER 2016 GAME-BY-GAME STATS

Date	Opponent	Snaps	Hit	Asst	Tot	TFL	Int	PBU
9-3	at Auburn	*33	1	0	1			
9-10	Troy	34	1	0	1			
9-17	SC State	17	2	0	2			
9-22	at Georgia Tech	*42	2	0	2	2-20		
10-1	Louisville	*55	2	1	3	0.5-3		
10-7	at Boston College	*38	1	0	1	1-1		1
10-15	NC State	*66	1	1	2	1-5		2
10-29	at Florida State	*41	2	0	2			
11-5	Syracuse	*32	3	0	3			
11-12	Pittsburgh	*60	2	1	3	1-2	1-17	2
11-19	at Wake Forest	*35	2	0	2			
11-26	South Carolina	*19	1	0	1			1
12-3	Virginia Tech	*53	3	0	3			1
12-31	Ohio State	*40	2	0	2			
1-9	Alabama	*59	1	0	1			
<b>Totals</b>		<b>624</b>	<b>26</b>	<b>3</b>	<b>29</b>	<b>5.5-31</b>	<b>1-17</b>	<b>7</b>

\* - start

## CARTER CAREER STATS

Year	G-S	Snaps	Hit	Asst	Tot	TFL	Sacks	Int	QP	PBU	CF-RF
2014	12-0	3	2	1	3	0-0	0-0	0-0	0	0	0-0
2015	14-2	233	15	5	20	1-2	0-0	0-0	1	2	0-1
2016	15-13	624	26	3	29	5.5-31	1-16	1-17	0	7	0-0
<b>Totals</b>	<b>41-15</b>	<b>860</b>	<b>43</b>	<b>9</b>	<b>52</b>	<b>6.5-33</b>	<b>1-16</b>	<b>1-17</b>	<b>1</b>	<b>9</b>	<b>0-1</b>



## GAGE CERVENKA

OL • 6-3 • 305 • \*So. • 1VL  
Greenwood, S.C.  
Emerald High School

Has really come on strong since moving from defensive line to offensive line, he is second team center entering August practice ... one of the greatest wrestlers

in South Carolina High School history, he has translated that skill set to the gridiron ... redshirted as a defensive tackle before switching to offensive line in August 2016.

**2016:** Logged 61 snaps in six games ... made collegiate debut against SC State, posting an 86 percent grade in 21 snaps ... logged nine snaps at Boston College ... saw six snaps of action in win over Syracuse ... played a couple of snaps at Wake Forest ... logged 15 snaps against South Carolina and graded 87 percent ... saw eight snaps in the Fiesta Bowl win over Ohio State.

**2015:** Redshirted.

**Before Clemson:** Rated among the top-15 players in South Carolina by all services ... No. 26 defensive tackle in the nation and No. 8 player in South Carolina by ESPN ... No. 12 player in South Carolina by Scout.com ... No. 12 player in South Carolina by 247Sports.com ... No. 14 player in South Carolina by Rivals.com ... led Emerald High School to a 10-4 record and the state playoffs as a senior ... had 100 tackles and 28 tackles for loss as a junior ... first-team all-state ... one of the top wrestlers in the state who was a four-time state champion ... lost only one wrestling match (199-1) ... only loss was freshman year ... only four-time state heavyweight champion in South Carolina history ... coached by Tim McMahon ... recruited by Dan Brooks and Mike Reed.

**Personal:** Majoring in parks, recreation & tourism management ... born June 22, 1997.



## J.C. CHALK

TE • 6-2 • 235 • \*Fr. • RS  
Argyle, Texas  
Argyle High School

Reserve tight end ... grandson of former Alabama coach Gene Stallings, a member of the College Football Hall of Fame and Dabo Swinney's college coach.

**2016:** Redshirted.

**Before Clemson:** Had solid senior year with 48 receptions for 545 yards and seven touchdowns ... played in the Semper Fidelis All-American Bowl in California ... first-team unanimous all-district choice as a junior and a senior ... helped his team to 14-2 record and

berth in state championship game ... in 2014, he had 36 catches for 486 yards and seven touchdowns ... team finished with 15-1 record and a berth in state championship game ... in 2013, he had seven catches for 90 yards ... team finished 16-0 and won the state championship ... finished his career with 91 catches for 1,031 yards and 14 touchdowns ... also an outstanding basketball player, starter in the front court each of the last two years ... as a junior, helped team to state championship game on the hardwood ... lost just one basketball game and one football game during the 2014-15 academic year ... played his high school football for Todd Rodgers ... narrowed his college choices to Clemson, Texas A&M, Texas and Mississippi ... recruited by Danny Pearman.

**Personal:** First met Dabo Swinney in the third grade when he was at a reunion for the 1992 Alabama National Championship team ... Clemson tight ends coach Danny Pearman also coached under his grandfather ... majoring in agribusiness ... born Feb. 26, 1998.



## T.J. CHASE

WR • 6-1 • 175 • \*Fr. • RS  
Plant City, Fla.  
Plant City High School

Redshirt freshman who will be a factor in the receiving game... had four catches for 36 yards in 2017 Spring Game...listed as a backup to Hunter Renfrow entering August camp.

**2016:** Redshirted.

**Before Clemson:** Rated the No. 115 overall player in the nation and the 10th best player in Florida by Rivals.com ... among 247 Sports top 200 as well ... played in the Semper Fidelis All-American Bowl ... all-conference, all-district and Tampa Bay Times All-County ... honorable mention all-state ... four-year player in high school ... played his freshman, sophomore and senior years at Plant City and his junior year at IMG Academy ... as a senior had 32 receptions for 593 yards and nine touchdowns ... had at least one touchdown reception in each of his last seven games as a senior ... also played on defense as a senior and had 79 tackles, including 13 stops against Lennard High School ... starter at wide receiver and free safety in 2015 ... had two interceptions and nine passes defended as a senior ... had an interception return for a score and a receiving score against Tampa Bay Tech as a senior ... as a junior at IMG, had 25-521 and five touchdowns ... as a sophomore at Plant City had 28-562 and four scores ... as a freshman had 19-466 and a touchdown ... for his high school career, had 104 receptions for 2,142 yards and 19 touchdowns ... that is 20.6 yards per reception ... had 23 total touchdowns in his high school career ... played at Plant City High for Greg Meyer ... played for former Florida State quarterback Chris Weinke at IMG as a junior ... Plant City finished 2015 with an 11-2 record, the best season in the history of the school ... also played basketball at Plant City ... selected Clemson over offers from Florida State, Florida, Georgia and Notre Dame ... recruited by Jeff Scott and Tony Elliott.

**Personal:** Majoring in sports communication...majoring in parks, recreations and tourism management ... born Dec. 4, 1996.



## ADAM CHOICE

RB • 5-9 • 210 • \*Jr. • 2VL  
Thomasville, Ga.  
Thomas Co. Central High School

Listed as second-team running back entering August practice ... one of the team's top running backs during the first half of 2014 before suffering a season-ending knee injury at Boston College ... redshirted the

2015 season and returned as one of the backup running backs in 2016 ... has 376 career rushing yards on 95 carries in 170 snaps (17 games).

**2016:** Had 158 rushing yards on 45 carries in 11 games ... added 38 yards on four receptions ... returned to game action at Auburn, where he posted seven yards on three carries ... broke a 16-yard run at Georgia Tech ... posted 18 total yards in win at Boston College ... posted six rushes for 22 yards in game against Syracuse ... posted 34 yards on six carries at Wake Forest.

**2015:** Redshirted.

**2014:** Had 218 yards and one touchdown on 50 carries along with nine receptions for 90 yards in 130 snaps over six games ... had 74 yards and a touchdown on 12 carries and two receptions for 15 yards against SC State on Sept. 6; it was his first career game ... had nine yards on six carries and a team-high four receptions for 46 yards at No. 1 Florida State on Sept. 20 ... had 56 yards on nine carries and two receptions for 21 yards against NC State on Oct. 4 ... had a game-high 61 yards on 16 carries and an eight-yard reception against Louisville on Oct. 11 ... had 13 yards on four carries before suffering a season-ending torn ACL at Boston College on Oct. 18.

**Before Clemson:** Top-125 player and No. 10 running back in the nation and No. 7 player in Georgia by Rivals.com ... option quarterback at Thomas County Central High School who started for three years and finished as the school's all-time leading rusher (5,095) ... second-team All-State as a junior ... had a region-high 1,521 yards and 14 touchdowns on 191 carries in 10 games as a senior; had at least 100 yards in every game but one and had two 200-yard games ... was 31-57 passing for 522 yards and seven touchdowns against only one interception as a senior ... first-team all-state as a junior ... had 1,658 rushing yards and 23 touchdowns as a junior ... had 1,622 rushing yards and 19 touchdowns as a sophomore ... outstanding baseball player who made the national finals of the MLB Pitch, Hit & Throw Competition at Yankee Stadium in 2008; just 12 years old at the time, he fielded flyballs during the home run hitting competition at the All-Star Game ... coached by Bill Shaver at Thomas County Central High School ... recruited by Danny Pearman.

**Personal:** His cousin, Tashard Choice, was a running back at Georgia Tech and played in the NFL ... his uncle, Joe Burns, was a running back at Georgia Tech and played with the Buffalo Bills ... majoring in psychology ... born Nov. 30, 1995.

## CHOICE 2016 GAME-BY-GAME STATS

Date	Opponent	Snaps	Car	Yds	Avg	TD	Rec	Yds	TD
9-3	at Auburn	5	3	7	2.3	0	0	0	0
9-10	Troy	15	3	10	3.3	0	0	0	0
9-17	SC State	16	5	9	1.8	0	1	16	0
9-22	at Georgia Tech	14	4	26	6.5	0	1	5	0
10-1	Louisville	5	0	0	--	0	0	0	0
10-7	at Boston College	10	5	12	2.4	0	1	6	0
10-15	NC State	17	5	14	2.8	0	0	0	0
10-29	at Florida State								
11-5	Syracuse	18	6	22	3.7	0	1	11	0
11-12	Pittsburgh								
11-19	at Wake Forest	6	6	34	5.7	0	0	0	0
11-26	South Carolina	9	4	8	2.0	0	0	0	0
12-3	Virginia Tech								
12-31	Ohio State	5	4	16	4.0	0	0	0	0
1-9	Alabama								
<b>Totals</b>		<b>120</b>	<b>45</b>	<b>158</b>	<b>3.5</b>	<b>0</b>	<b>4</b>	<b>38</b>	<b>0</b>

## CHOICE CAREER STATS

Year	G-S	Snaps	Car	Yds	Avg	TD	LG	Rec	Yds	TD
2014	6-0	50	50	218	4.4	1	34	9	90	0
2016	11-0	120	45	158	3.5	0	16	4	38	0
<b>Totals</b>	<b>17-0</b>	<b>170</b>	<b>95</b>	<b>376</b>	<b>4.0</b>	<b>1</b>	<b>34</b>	<b>13</b>	<b>128</b>	<b>0</b>



## ZERRICK COOPER

QB • 6-2 • 205 • \*Fr. • RS  
Jonesboro, Ga.  
Jonesboro High School

Will challenge for playing time at quarterback...listed as co-second team quarterback with Hunter Johnson entering August camp...had solid spring passes for 81 yards in the 2017

# VETERAN BIOS

Spring Game...also ran five times for 26 yards.

**2016:** Redshirted.

**Before Clemson:** Rated among the top 300 overall players in the nation by ESPN, 247 sports, Rivals and Scout ... No. 4 overall prospect in Georgia by ESPN ... ninth-best quarterback prospect in the nation by ESPN ... seventh-best quarterback in the nation by 247 Sports ... played quarterback and safety at Jonesboro High School ... completed 161-267 passes for 2,039 yards and 21 touchdowns in 2015 ... threw just four interceptions ... helped team to a 11-2 record and the quarterfinals of the state playoffs ... also added 359 yards rushing ... named the Region 4 Player of the Year ... injured as a junior, but a part-time starter as a sophomore when he completed 86-155 passes for 1,200 yards and eight scores ... also starter on the basketball team as a senior, he was key reserve as a sophomore. ... played his high school football for De'Timothy Floyd ... selected Clemson over offers from Florida and Kentucky ... recruited by Mike Reed and Brandon Streeter.

**Personal:** Originally from the Miami (Fla.) area ... majoring in pre-business ... born Dec. 31, 1997.



32

## KYLE COTE

S • 5-10 • 180 • \*So. • 1VL  
Six Mile, S.C.  
Daniel High School

Original walk-on safety who made big contribution in punt coverage in 2016 ... named to Academic Honor Roll in 2016-17.

**2016:** Had two tackles in eight games ... made a splash in win over SC State with a huge hit on special teams ... appeared on punt team the last half of the season ... recorded a tackle on a fake punt attempt by South Carolina, part of a big first quarter defensively for the Tigers.

**2015:** Did not appear in a game.

**Before Clemson:** Lettered at Daniel High School.

**Personal:** Majoring in pre-business ... born April 22, 1996.

### COTE CAREER STATS

Year	G-S	Snap	Hit	Ass	Tot	TFL	Sacks	Int	QB	PBU	CF-RF
2013	8-0	0	1	1	2	0-0	0-0	0-0	0	0	0-0



55

## TYRONE CROWDER

OG • 6-2 • 340 • \*Sr. • 3VL  
Marston, N.C.  
Richmond Senior High School

Preseason fourth team All-American by Athlon ... first-team All-ACC by Street & Smith, Athlon and Phil Steele ... will play his final year as a graduate, he received his undergraduate degree in August 2017 ... back for his third year as a starter at right guard ... big reason Clemson has gone 28-2 over the last two years ... started 28 of those 30 games ... has earned a pair of all-conference honors in his career, including first-team honors in 2016 as a junior ... has 46 knockdowns in 1,833 snaps over 34 career games (28 starts).

**2016:** First-team All-ACC (media, coaches) ... had 25 knockdowns in 869 snaps over 15 games (15 starts) ... did not allow a sack all season ... posted an 83 percent grade in 81 snaps of Clemson's opening win at Auburn ... graded 90 percent in only 20 snaps in rout of SC State ... graded 91 percent in 54 snaps of the win over No. 3 Louisville ... played 28 snaps at Boston College, grading 93 percent ... also posted 93 percent grade at Florida State, with two knockdown blocks ... named ACC Offensive Lineman of the Week for his efforts ... graded 86 percent in win over Syracuse ... collected three knockdowns with a 90 percent grade against Pittsburgh ... graded 89 percent with two knockdowns at Wake Forest ... had two knockdowns with a 90 percent

grade in 48 snaps against South Carolina ... graded 89 percent in 61 snaps against Virginia Tech ... posted two knockdowns in 54 snaps in Fiesta Bowl victory over Ohio State ... had three knockdowns in 76 snaps of National Championship win over Alabama.

**2015:** Third-team All-ACC (media, coaches) ... had 16 knockdowns in 761 snaps over 13 games (12 starts) ... big reason the Tigers posted 11 straight games with at least 500 yards of total offense to finish the season ... graded 91 percent in the opener against Wofford ... followed with an 89 percent mark against Appalachian State ... had three knockdown blocks in win at Louisville ... graded 86 percent with three knockdowns in playing all 65 snaps against No. 6 Notre Dame ... named co-offensive player-of-the-game by the coaches ... posted 87 percent effort against Boston College ... graded 89 percent and helped pave way for 416-yard rushing effort at Miami ... suffered toe injury just two snaps into the Florida State game ... missed games against Syracuse and Wake Forest ... returned at South Carolina and logged 54 snaps, with a 91 percent grade ... started ACC Championship Game, playing 62 snaps with a 91 percent effort ... posted two knockdowns with an 88 percent grade in 89 snaps against Oklahoma in the Capital One Orange Bowl ... played all 85 snaps of the National Championship Game against Alabama and contributed an 87 percent grade with a knockdown block.

**2014:** Had five knockdowns in 203 snaps over six games (one start) ... played 39 snaps against SC State on Sept. 6 ... played 25 snaps against NC State on Oct. 4 ... had three knockdowns in 62 snaps against Syracuse on Oct. 25 ... played 20 snaps at Wake Forest on Nov. 6; it was his first career start ... had one knockdown in 23 snaps against Georgia State on Nov. 22 ... had one knockdown in 34 snaps against No. 24 Oklahoma in the Russell Athletic Bowl on Dec. 29.

**2013:** Redshirted.

**Before Clemson:** Selected to play in the Under Armour All-American game in Florida and the Shrine Bowl of the Carolinas ... all-state selection by MaxPreps ... No. 125 prospect in the nation by ESPN ... No. 5 offensive guard in the nation and No. 3 player in North Carolina by ESPN ... No. 4 offensive guard in the nation by Scout.com ... No. 5 player in North Carolina by Charlotte Observer ... No. 184 player in the nation, No. 11 offensive guard in the nation and No. 5 player in North Carolina by Rivals.com ... No. 161 player in the nation, No. 8 offensive guard in the nation, No. 4 in North Carolina by 247Sports.com ... No. 14 offensive guard in the nation by MaxPreps ... played at Greer (S.C.) High School as a freshman before moving to the Rockingham (N.C.) area ... helped Richmond Senior to an 11-2 record as a senior ... had 119 pancake blocks as a senior and 89 as a junior ... member of the track & field team ... from the same hometown as former Clemson wide receiver Tony Horne (1994-97), who went on to be an All-Pro in the NFL ... coached by Paul Hoggard at Richmond Senior High School ... recruited by Dan Brooks and Robbie Caldwell.

**Personal:** Cousin of former Tiger Stephone Anthony (2011-14) ... majoring in sociology ... born July 3, 1994.



33

## J.D. DAVIS

LB • 6-2 • 225 • Jr. • 2VL  
Clemson, S.C.  
Daniel High School

Reserve linebacker who had nine tackles in the Spring Game to lead the White team ... also had 1.5 tackles for loss ... outstanding student who was named to the ACC Academic Honor Roll for the second time in 2016-17 ... enrolled in January 2015 ... valuable contributor on special teams, primarily on the kickoff coverage unit, his first two seasons ... has 17 tackles in 99 snaps over 23 career games ... one of five Tigers to earn a National Championship as a second-generation Clemson player.

**2016:** Posted 11 tackles in 80 snaps, while appearing

in all 15 games ... posted a tackle in 12 snaps against Troy ... played 19 snaps against SC State, with two tackles ... notched two tackles in eight snaps at Boston College ... posted three tackles in 18 snaps against Syracuse ... logged nine snaps defensively at Wake Forest ... assisted on a tackle in 13 snaps against South Carolina ... had an assist in win over Ohio State.

**2015:** Played 19 snaps and contributed six tackles in eight games ... logged six snaps and a tackle in the opener ... posted two special teams tackles against Georgia Tech on kickoff coverage ... logged three snaps at Miami ... posted two tackles against Wake Forest ... had a tackle in the National Championship Game.

**Before Clemson:** Originally signed with Clemson in 2014 ... starting linebacker on the Daniel High School team that had a 14-1 record and played in the state championship game as a senior; one of the reasons Daniel held 10 teams to 10 points or less and posted five shutouts ... had 87 tackles, eight for loss, three sacks and a 33-yard interception return for a touchdown as a senior ... coached by Randy Robinson ... recruited by Chad Morris.

**Personal:** Brother of Judah Davis; he became part of the first twin-brother combination at Clemson since Brandon and Byron Clear signed in February 2007 ... son of Jeff Davis, a former Clemson All-America linebacker, 1981 National Championship team captain and College Football Hall of Famer ... majoring in marketing ... born June 17, 1996.

### J.D. DAVIS CAREER STATS

Year	G-S	Snap	Hit	Ass	Tot	TFL	Sacks	Int	QB	PBU	CF-RF
2015	8-0	19	5	1	6	0-0	0-0	0-0	0	0	0-0
2016	15-0	80	6	5	11	0-0	0-0	0-0	0	0	0-0
Totals	23-0	99	11	6	17	0-0	0-0	0-0	0	0	0-0



36

## JUDAH DAVIS

LB • 6-1 • 235 • Jr. • 2VL  
Clemson, S.C.  
Daniel High School

Will battle for playing time at linebacker this fall ... has been reliable member of special teams his first two years ... had three tackles in 2017 Spring Game ... outstanding student who was named to the ACC Academic Honor Roll for the second time in 2016-17 ... enrolled in January 2014 ... valuable contributor on special teams, primarily on the kickoff coverage unit, his first two seasons ... has 15 tackles in 48 snaps over 26 career games ... one of five Tigers to earn a National Championship as a second-generation Clemson player.

**2016:** Produced six tackles in 25 snaps (13 games) ... played nine snaps against SC State, with a quarterback pressure ... had two assists in seven snaps at Boston College ... logged three snaps against Syracuse ... notched special teams tackle in win over South Carolina, and again the following week versus Virginia Tech ... had a first hit on kickoff coverage in the National Championship win over Alabama.

**2015:** Had nine tackles, including six on special teams, in 23 snaps over 13 games ... logged six snaps and a tackle in the opener ... logged three snaps at Miami, with a special teams tackle ... posted kickoff coverage tackle at Syracuse ... logged significant action against Wake Forest and responded with four tackles ... had a special teams stop in the ACC Championship Game and Capital One Orange Bowl against Oklahoma.

**Before Clemson:** Originally signed with Clemson in 2014 ... starting linebacker on the Daniel High School team that had a 14-1 record and played in the state championship game as a senior; one of the reasons Daniel held 10 teams to 10 points or less and posted five shutouts ... had 86 tackles, 16 for loss, seven sacks, and a blocked punt as a senior ... coached by Randy Robinson at Daniel High School ... recruited by Chad Morris.

**Personal:** Brother of J.D. Davis; he became part of the first twin-brother combination at Clemson since Brandon and Byron Clear signed in February 2007 ... son



# VETERAN BIOS

of Jeff Davis, a former Clemson All-America linebacker, 1981 National Championship team captain and College Football Hall of Famer ... majoring in marketing ... born June 17, 1996.

## JU. DAVIS CAREER STATS

Year	G-S	Snap	Hit	Asst	Tot	TFL	Sacks	Int	QP	PBU	CF-RF
2015	13-0	23	6	3	9	0.5-0	0-0	0-0	0	0	0-0
2016	13-0	25	4	2	6	0-0	0-0	0-0	1	0	0-0
<b>Totals</b>	<b>26-0</b>	<b>48</b>	<b>10</b>	<b>5</b>	<b>15</b>	<b>0.5-0</b>	<b>0-0</b>	<b>0-0</b>	<b>1</b>	<b>0</b>	<b>0-0</b>



## BRIAN DAWKINS JR.

CB • 5-7 • 175 • \*Fr. • RS  
Parker, Colo  
Valor Christian High School

**2016:** Reserve defensive back who red-shirted last year.

**Before Clemson:** Played four years at Valor Christian High School in Colorado, and that team won the state championship three of those years ... had 83 tackles his senior year when the team had a 10-4 record ... had three double figure tackle games in 2014 ... had an interception or a pass deflection in 11 of the 14 games ... had four interceptions for 16 return yards in 2014, he also had seven passes defended ... as a junior in 2013, he had 40 tackles, including 4.5 tackles for loss ... had career high six interceptions for 85 yards and added eight passes broken up ... also had a fumble recovery ... finished his career with 10 interceptions for 101 yards and seven tackles for loss ... all-state and all-league his junior and senior seasons ... played in the Blue-Gray All-American Bowl ... played the 2015 season at Fork Union in Virginia ... also played basketball in high school and ran track. ... was a league champion in the long jump, ran the 100m dash, and ran on several sprint relay teams ... played his high school football for Rod Sherman ... recruited by Mike Reed.

**Personal:** Son of former Clemson All-American and NFL great Brian Dawkins, a nine-time Pro Bowler ... majoring in communications ... born Aug. 2, 1996.



## MARCUS EDMOND

CB • 6-0 • 175 • \*Gr. • 2VL  
Hopkins, S.C.  
Lower Richland High School

Will play his final year as a graduate, after earning his undergraduate degree in May 2017 ... saw an expanded role in the secondary in 2016 ... has

26 tackles over 386 snaps in 32 career games (three starts) ... completed summer internship with Clemson Athletic Communications in 2015.

**2016:** Earned share of the defense's 12th Man Award, along with Austin Bryant and Scott Pagano ... tallied 19 tackles in 323 snaps with an interception and three pass breakups over 13 games (three starts) ... appeared in second game of the season against Troy, earning a start and logging 38 snaps as the field corner ... posted a pass breakup at Georgia Tech ... saw 58 snaps against No. 3 Louisville and posted seven tackles, including the game-clinching stop on a Cardinal wideout one yard shy on their final offensive play ... two games later, clinched an overtime win against NC State with interception in the endzone on the Wolfpack's first play ... had two tackles and a pass breakup in 30 snaps against South Carolina ... notched first career tackle for loss against Ohio State in the Fiesta Bowl.

**2015:** Appeared in every game and logged 53 snaps defensively ... had seven tackles, including two on special teams ... played 12 snaps in the opener, and 24 against Appalachian State ... posted special teams tackle in win over No. 6 Notre Dame ... tallied career-high 14 snaps and three tackles at Miami.

**2014:** Played 10 snaps in four games ... played 10 snaps against SC State on Sept. 6; it was his first career

game.

**2013:** Redshirted.

**Before Clemson:** Rated as the No. 12 player in South Carolina by Rivals.com and No. 18 player in South Carolina by ESPN ... had 2,000 total yards as a quarterback and accounted for 24 touchdowns as a senior ... had 48 tackles and four interceptions as a senior ... while playing under Head Coach Wayne Farmer as a junior, he had 33 tackles and an interception ... played basketball ... state champion in the 400m in track ... coached by Darryl Page at Lower Richland High School ... recruited by Mike Reed.

**Personal:** Majoring in graphic communications ... born July 6, 1995.

## EDMOND 2016 GAME-BY-GAME STATS

Date	Opponent	Snap	Hit	Asst	Tot	TFL	Int	PBU
9-3	at Auburn							
9-10	Troy	*38	0	0	0			
9-17	SC State	*18	0	1	1			
9-22	at Georgia Tech	21	1	0	1			1
10-1	Louisville	58	7	0	7			
10-7	at Boston College	19	0	0	0			1
10-15	NC State	*53	2	0	2		1-0	
10-29	at Florida State	12	0	1	1			
11-5	Syracuse							
11-12	Pittsburgh	0	0	0	0			
11-19	at Wake Forest	20	0	0	0			
11-26	South Carolina	30	2	0	2			1
12-3	Virginia Tech	32	2	0	2			
12-31	Ohio State	5	2	0	2	1-3		
1-9	Alabama	17	1	0	1			
<b>Totals</b>		<b>323</b>	<b>17</b>	<b>2</b>	<b>19</b>	<b>1-3</b>	<b>1-0</b>	<b>3</b>

\* - start

## EDMOND CAREER STATS

Year	G-S	Snap	Hit	Asst	Tot	TFL	Sacks	Int	QP	PBU	CF-RF
2014	4-0	10	0	0	0	0-0	0-0	0-0	0	0	0-0
2015	15-0	53	5	2	7	0-0	0-0	0-0	0	0	0-0
2016	13-3	323	17	2	19	1-3	0-0	1-0	0	3	0-0
<b>Totals</b>	<b>32-3</b>	<b>386</b>	<b>22</b>	<b>4</b>	<b>26</b>	<b>1-3</b>	<b>0-0</b>	<b>1-0</b>	<b>0</b>	<b>3</b>	<b>0-0</b>



## JUSTIN FALCINELLI

OL • 6-4 • 315 • \*Jr. • 2VL  
Middletown, Md.  
Middletown High School

Slated to be Clemson's starting center in 2017, replacing first-team All-ACC snapper Jay Guillermo, who graduated ... Justin was named to the

Academic Honor Roll for the third time in 2016-17 ... outstanding student who earned his undergraduate degree in August 2017 ... will begin pursuit of an MBA this year ... interior offensive lineman has seen time at multiple spots ... has seven knockdowns in 297 snaps over 24 career games ... slated to be the starting center in 2017.

**2016:** Had four knockdown blocks in 174 snaps over 11 games ... appeared in the Troy win for 23 snaps, posting an 83 percent grade with a pair of knockdowns ... played 32 snaps against SC State ... logged 18 snaps in win over Georgia Tech ... played 17 snaps at Boston College, with a 94 percent grade ... logged eight snaps in 37-34 win at Florida State ... played 23 snaps against Syracuse, grading out at 87 percent ... graded 90 percent in 30 quality snaps against South Carolina.

**2015:** Finished with three knockdowns in 123 snaps over 13 games ... graded 94 percent in 17 snaps against Appalachian State ... earned 20 snaps against Georgia Tech, grading 90 percent ... logged 33 snaps at Miami and contributed a knockdown ... saw seven snaps in win over Wake Forest.

**2014:** Redshirted.

**Before Clemson:** Rated as the No. 12 player in Maryland by Rivals.com ... No. 16 player in Maryland by 247Sports.com ... three-time all-state selection ... consensus first-team all-state as a junior and senior, and first-team all-state as a defensive lineman as a sophomore ... member of the state championship team as a sophomore, junior and senior; his team was 41-1 in his three years as a starter, winning each of the last 36 games; also played as a freshman on a team that reached state championship game ... played on both sides of the ball as a starter each of his last three years ... had 108

career tackles, including 42 as a junior ... outstanding lacrosse player who lettered four times ... National Honor Society member, Maryland Scholar and an APEX Scholar ... coached by Kevin Lynott at Middletown High School ... recruited by Brent Venables.

**Personal:** His father, David, played football for one season at Notre Dame ... his brother, Shane, attended Maryland on an academic scholarship (engineering) ... earned undergraduate degree in management in December 2016 ... born Sept. 18, 1995.



## TAVIEN FEASTER

RB • 5-11 • 210 • So. • 1VL  
Spartanburg, S.C.  
Spartanburg High School

Preseason fourth-team All-ACC all-purpose player by Athlon ... listed as a reserve running back entering August practice, but expected to see plenty of action

as a running back and in the return game ... quickest of the Clemson running backs ... had team best 142 all-purpose yards in the 2017 spring game, including 4-102 on kickoff returns ... reserve running back and member of the Tiger special teams as a first-year freshman.

**2016:** Earned Future Impact Player award for offensive at the season-ending banquet ... produced 222 rushing yards, third on the team, on 37 carries over 122 games ... owned team-high 6.0 yards per carry among running backs ... top rusher in the win over SC State, he had 83 yards on 12 carries with his first career touchdown ... had 98 kickoff return yards against No. 3 Louisville ... scored 45-yard rushing touchdown at Boston College, part of a 56-yard performance on the ground ... posted six yards on three carries at Wake Forest ... had six carries for 36 yards against rival South Carolina ... posted tackle on special teams in ACC Championship Game ... rushed for 12 yards in the Fiesta Bowl.

**Before Clemson:** A consensus top-60 player nationally ... played in U.S. Army All-American game ... first-team USA Today All-American ... rated as the No. 14 player in the nation by 247 Sports, he is the No. 1 running back and No. 1 player in South Carolina ... rated the No. 27 overall player by Scout, No. 38 by Tom Lemming and No. 57 by Prep Star ... rated the No. 53 player by ESPN, the fifth best running back and the top player in the state of South Carolina ... voted Mr. Football in the state of South Carolina for 2015 and Mr. Track as a junior in the spring of 2015 ... Gatorade Track Athlete of the Year in South Carolina as a junior ... Shrine Bowl participant ... as a senior, had 1,121 yards rushing and scored 10 touchdowns ... had 64-976 and 12 touchdowns as a receiver ... as a junior, Feaster had 133 carries for 1,153 yards and 15 touchdowns, and 45 receptions for 1,016 yards and 11 scores ... In the 2014 state title game, he rushed for 130 yards and two touchdowns on 26 carries, and also had five receptions for 132 yards and a touchdown ... had a 44-yard interception return on defensive side of the ball in 2014 ... as a sophomore, he had 171 carries for 1,429 yards and 15 touchdowns on the ground and 44 receptions for 723 yards and 12 touchdowns ... for his career (37 games), had 459 rushes for 3,703 yards and 40 touchdowns ... had 153 receptions for 2,715 yards and 35 touchdowns ... scored 78 total touchdowns in his career ... had six games in his career in which he had at least 100 rushing and 100 receiving yards ... had five games with at least 200 yards from scrimmage as a sophomore ... went over 200 yards from scrimmage each of his last three games as a junior ... finished career with 6,562 all-purpose yards and 6,418 yards from scrimmage, an average of 173.5 yards per game ... all-region in track from eighth grade through junior year ... all-state all four of those years ... a four-year region champion and the state champion in the 100-meter dash and 200 as a sophomore and junior ... holds state record in the 200 at 21.11, and 100-meter best was 10.42 ... named



# VETERAN BIOS

AAAA Track Athlete of the Year as a sophomore and junior ... played his high school football for Chris Miller at Spartanburg High School ... ran track for Glover Smiley ... selected Clemson over offers from South Carolina, Tennessee, Auburn and Georgia ... recruited by Jeff Scott and Tony Elliott.

**Personal:** Comes from the same high school as former Auburn running back Stephen Davis, who had a long career in the NFL ... majoring in sports communication ... born Dec. 31, 1997.

## FEASTER 2016 GAME-BY-GAME STATS

Date	Opponent	Snap	Car	Yds	Avg	TD	Rec	KOR
9-3	at Auburn							
9-10	Troy	0	0	0	---	0	0-0	1-22
9-17	SC State	24	12	83	6.9	1	0-0	1-21
9-22	at Georgia Tech	0	0	0	---	0	0-0	0-0
10-1	Louisville	0	0	0	---	0	0-0	5-98
10-7	at Boston College	4	4	56	14.0	1	0-0	0-0
10-15	NC State							
10-29	at Florida State							
11-5	Syracuse	24	9	28	3.1	0	0-0	0-0
11-12	Pittsburgh	0	0	0	---	0	0-0	0-0
11-19	at Wake Forest	8	3	6	2.0	0	0-0	0-0
11-26	South Carolina	8	6	36	6.0	0	0-0	0-0
12-3	Virginia Tech	0	0	0	---	0	0-0	0-0
12-31	Ohio State	4	3	12	4.0	0	0-0	0-0
1-9	Alabama	0	0	0	---	0	0-0	0-0
Totals		72	37	221	6.0	2	0-0	7-141

## FEASTER CAREER STATS

Year	G-S	Snap	Car	Yds	Avg	TD	LG	Rec	Yds	TD	KOR
2015	12-0	72	37	221	6.0	2	45	0	0	0	7-141



## CLELIN FERRELL

**DE • 6-5 • 265 • \*So. • 1VL**  
Richmond, Va.  
Benedictine High School

Fourth team preseason All-American by Athlon ... ranked as the No. 5 defensive end in the nation by Lindy's ... preseason second team All-ACC by Athlon and third-team by Phil Steele ... starting defensive end entering August practice ... redshirted the 2015 season and made an immediate impact on the 2016 National Championship defense.

**2016:** Shared Defensive Rookie of the Year honors with Dexter Lawrence ... produced 50 tackles, including 12.5 for loss and six sacks, to go along with a team-high 24 quarterback pressures in 15 games (15 starts) ... started first collegiate game at Auburn, and posted three quarterback pressures ... posted two sacks in the win over No. 3 Louisville, part of 10 tackles for loss against the Cardinals ... tallied three-yard sack in Clemson's road win over Boston College ... defensive player of the game against Florida State, when he recorded two tackles for loss, a sack and a pass breakup ... posted half a tackle for loss in game against Pittsburgh ... had a pass breakup and two pressures against South Carolina ... posted two tackles for loss, including a sack, in ACC Championship Game against Virginia Tech ... named defensive Most Valuable Player in the Fiesta Bowl after posting three tackles for loss, including a sack ... played just 36 snaps due to injury in the National Championship Game, but had two pressures and a tackle for loss.

**2015:** Redshirted.

**Before Clemson:** No. 115 player and No. 7 defensive end in the nation and No. 5 player in Virginia by 247Sports.com ... No. 135 player and No. 6 defensive end in the nation and No. 5 player in Virginia by Rivals.com ... No. 136 player in the nation and No. 5 player in Virginia by ESPN ... No. 196 player in the nation by Scout.com ... joined Chad Smith as first Tiger signees from Virginia since Tajh Boyd (2009) ... Under Armour All-America Game selection, but did not play due to injury ... did not play as a senior due to a torn ACL ... had 60 tackles, 26 tackles for loss and 11.5 sacks as a junior ... all-state selection as a junior ... played two years of basketball ... coached by Greg Lilly ... recruited by Marion Hobby and Brent Venables.

**Personal:** Majoring in sports communication ... born May 17, 1997.

## FERRELL 2016 GAME-BY-GAME STATS

Date	Opponent	Snap	Hit	Ast	Tot	TFL	Sacks	QB
9-3	at Auburn	*60	2	1	3	0.5-1		3
9-10	Troy	*50	1	2	3			
9-17	SC State	*12	3	0	3	0.5-3		1
9-22	at Georgia Tech	*45	1	3	4			1
10-1	Louisville	*84	3	0	3	2-8	2-8	1
10-7	at Boston College	*53	3	0	3	1-3	1-3	1
10-15	NC State	*64	3	1	4			4
10-29	at Florida State	*61	2	2	4	2-14	1-11	
11-5	Syracuse	*35	2	0	2			1
11-12	Pittsburgh	*73	4	0	4	0.5-1		2
11-19	at Wake Forest	*37	0	3	3			
11-26	South Carolina	*37	0	1	1			2
12-3	Virginia Tech	*69	5	1	6	2-8	1-4	3
12-31	Ohio State	*43	4	2	6	3-26	1-12	3
1-9	Alabama	*36	1	0	1	1-1		2
Totals		759	34	16	50	12.5-65	6-38	24

\* - start

## FERRELL CAREER STATS

Year	G-S	Snap	Hit	Ast	Tot	TFL	Sacks	Int	QB	PBU	CF-RF
2016	15-15	759	34	16	50	12.5-38	6-38	0-0	24	2	0-0



## MARK FIELDS

**CB • 5-10 • 180 • Jr. • 2VL**  
Charlotte, N.C.

William Amos Hough High School

Listed as a reserve cornerback behind senior Marcus Edmond ... cornerback who has been a consistent contributor through two seasons ... has 16 tackles in 397 snaps over 26 games (one start) in his career.

**2016:** Had 13 tackles, three pass breakups and an interception in 319 snaps through 13 games (one start) ... had a pair of tackles in 37 snaps at Auburn ... in 33 snaps against Troy, had a tackle ... batted a pass away in 23 snaps against SC State ... had first career interception at Boston College, returning it 42 yards for a score in Clemson's win ... had a pass breakup in 25 snaps against NC State ... played 55 snaps at Florida State ... had three tackles in 51 snaps against Pittsburgh ... tallied first career sack at Wake Forest, with a pass breakup as well in 18 snaps ... had a tackle for loss in 25 snaps of win over South Carolina.

**2015:** Posted three tackles, including two on special teams ... saw first career action against Appalachian State after suffering a preseason injury ... logged season-high 23 snaps at Miami, contributing a tackle and quarterback pressure ... posted a tackle on special teams against Florida State ... contributed special teams stop versus Wake Forest ... saw 16 snaps against Oklahoma in the Orange Bowl and eight in the National Championship Game versus Alabama.

**Before Clemson:** Consensus top-150 prospect ... U.S. Army All-American Bowl selection, a first in his school's history ... won the Fastest Man competition at The Opening ... No. 95 player and No. 14 defensive back in the nation and No. 4 player in North Carolina by 247 Sports (16th-best signee entering the ACC) ... No. 106 player and No. 14 defensive back in the nation and No. 3 player in North Carolina by Scout.com ... No. 113 player and No. 10 defensive back in the nation and No. 5 player in North Carolina by Rivals.com ... No. 163 player and No. 15 defensive back in the nation and No. 6 player in North Carolina by ESPN ... had 45 tackles and two interceptions as a senior ... had 32 tackles and three interceptions along with 105 yards and one touchdown on 10 carries and 160 yards on four punt returns, including a 65-yard return, as a junior ... teammate of fellow signee Van Smith ... coached by Miles Aldridge, who was linebackers coach under Clemson Head Coach Danny Ford in the 1980s ... recruited by Danny Pearman and Mike Reed.

**Personal:** Majoring in sports communication ... son of former Washington State and Carolina Panther linebacker Mark Fields, who was a first-round pick (No. 13 overall) of the 1995 draft by the New Orleans Saints; played in two Pro Bowls ... born Oct. 10, 1996.

## FIELDS 2016 GAME-BY-GAME STATS

Date	Opponent	Snap	Hit	Ast	Tot	TFL	Int	PBU
9-3	at Auburn	37	1	0	1			
9-10	Troy	36	1	0	1			

9-17	SC State	23	2	0	2			1
9-22	at Georgia Tech	0	0	0	0			
10-1	Louisville	0	0	0	0			
10-7	at Boston College	23	0	0	0		1-42	
10-15	NC State	25	0	0	0			1
10-29	at Florida State	55	0	1	1			
11-5	Syracuse	*53	3	0	3			
11-12	Pittsburgh	23	0	0	0			
11-19	at Wake Forest	18	3	0	3	1-10		1
11-26	South Carolina	25	2	0	2	1-3		
12-3	Virginia Tech	1	0	0	0			
12-31	Ohio State	13	0	0	0			1
1-9	Alabama	5	0	0	0			
Totals		337	12	1	13	2-13	1-42	4

\* - start

## FIELDS CAREER STATS

Year	G-S	Snap	Hit	Ast	Tot	TFL	Sacks	Int	QB	PBU	CF-RF
2015	13-0	78	3	0	3	0-0	0-0	0-0	0	1	0-0
2016	15-1	337	12	1	13	2-13	1-10	1-42	1	4	0-0
Totals	28-1	415	15	1	16	2-13	1-10	1-42	1	5	0-0



## C.J. FULLER

**RB • 5-10 • 215 • \*Jr. • 2VL**  
Easley, S.C.  
Easley High School

Top rusher in the spring game with 51 yards on 13 carries ... listed as the starting running back entering the fall of 2017 ... impact contributor on special teams and as a reserve running back ... has 382 rushing yards (most among active Tigers) and a touchdown on 89 carries (30 games) ... also has 11 career catches for 106 yards and two touchdowns.

**2016:** Part of a trio of offensive players named Most Improved at the team banquet ... produced 211 rushing yards on 47 carries in 172 snaps (15 games) ... posted two carries for eight yards in win over Boston College ... leading rusher for the Tigers against NC State after Wayne Gallman left with an injury; posted 16 carries for 56 yards ... notched 24 yards on five carries against Syracuse ... scored on 18-yard touchdown reception in win over state rival South Carolina, part of a 64-yard total effort ... posted five carries for 40 yards against Virginia Tech in the ACC Championship Game, including a career-long 27-yard carry ... caught second touchdown pass of the season in the Fiesta Bowl, a 30-yard strike from Deshaun Watson in the Tigers' 31-0 win over Ohio State.

**2015:** Fourth on team with 171 rushing yards on 42 carries with one touchdown ... played 89 snaps on offense and also added 14 kickoff returns for 237 yards ... also had four special teams tackles ... rushed seven times for 26 yards in his debut against Wofford ... recovered fumbled kickoff by Notre Dame in 24-22 win over the Fighting Irish ... notched a tackle against Georgia Tech ... posted two carries for nine yards in Boston College win ... had 43 of Clemson's 416 rushing yards at Miami ... posted six kickoff returns for 108 yards at Syracuse ... tallied 118 all-purpose yards against Wake Forest ... posted first career touchdown at South Carolina, a four-yard plunge.

**2014:** Redshirted.

**Before Clemson:** Rated as the No. 19 prospect in South Carolina by 247Sports.com and Rivals.com ... played running back and cornerback at Easley High School ... helped Easley High School to the state playoffs three consecutive years, a first in school history ... had 3,381 career rushing yards and 27 rushing touchdowns ... second-team all-state by SCVarsity.com as a junior ... had a school-record 2,090 rushing yards and 19 touchdowns, including 15 of 27+ yards, as a junior ... had a career-high 309 rushing yards against Wren High School ... had 712 rushing yards as a sophomore ... coached by Grayson Howell at Easley High School ... recruited by Chad Morris.

**Personal:** Majoring in sociology ... born Nov. 22, 1995.

## FULLER 2016 GAME-BY-GAME STATS

Date	Opponent	Snap	Car	Yds	Avg	TD	Rec	KOR
9-3	at Auburn	0	0	0	---	0	0-0	0-0
9-10	Troy	10	0	0	---	0	1-(-1)	0-0

# VETERAN BIOS

9-17	SC State	13	4	12	3.0	0	1-5	0-0
9-22	at Georgia Tech	0	0	0	--	0	0-0	0-0
10-1	Louisville	0	0	0	--	0	0-0	0-0
10-7	at Boston College	11	2	8	4.0	0	0-0	0-0
10-15	NC State	60	16	56	3.5	0	14-5	0-0
10-29	at Florida State	0	0	0	--	0	0-0	0-0
11-5	Syracuse	14	5	24	4.8	0	0-0	0-0
11-12	Pittsburgh	9	2	6	3.0	0	0-0	0-0
11-19	at Wake Forest	10	3	7	2.3	0	0-0	0-0
11-26	South Carolina	18	7	46	6.6	0	1-18	0-0
12-3	Virginia Tech	12	5	40	8.0	0	0-0	0-0
12-31	Ohio State	10	1	3	3.0	0	3-45	0-0
1-9	Alabama	5	1	3	3.0	0	0-0	3-53
<b>Totals</b>		<b>172</b>	<b>47</b>	<b>211</b>	<b>4.5</b>	<b>0</b>	<b>7-62</b>	<b>3-53</b>

Note: Had a receiving touchdown against South Carolina and Ohio State.

## FULLER CAREER STATS

Year	G-S	Snaps	Car	Yds	Avg	TD	LG	Rec	Yds	TD	KOR
2015	15-0	89	42	171	4.1	1	18	4	44	0	14/237
2016	15-0	172	47	211	4.6	0	27	7	62	2	3-53
<b>Totals</b>	<b>30-0</b>	<b>261</b>	<b>89</b>	<b>382</b>	<b>4.3</b>	<b>1</b>	<b>27</b>	<b>11</b>	<b>106</b>	<b>2</b>	<b>17-290</b>



## ZACH GIELLA

OL • 6-5 • 300 • \*So. • 1VL

Lincolnton, Ga.

Augusta Christian Schools

Versatile offensive lineman who could contribute in a number of areas in 2017 ... enrolled in January 2015 and has seen time as a reserve at center and guard.

**2016:** Appeared in 32 snaps over five games ... made collegiate debut against SC State, logging 10 snaps ... played four snaps at Boston College ... played three snaps in win over Syracuse ... graded 82 percent in 11 snaps against South Carolina ... saw four snaps of shutout win over Ohio State in the Fiesta Bowl.

**2015:** Redshirted.

**Before Clemson:** Played in the Semper Fidelis All-American Bowl ... No. 31 offensive tackle in the nation by ESPN entering his senior season ... No. 44 player in Georgia by Rivals.com ... played baseball, basketball and track ... coached by Keith Walton ... recruited by Chad Morris.

**Personal:** Majoring in health science ... born Oct. 8, 1996.



## D.J. GREENLEE

TE • 6-1 • 245 • \*Gr. • 2VL

Clemson, S.C.

Daniel High School

Will play his final season as a graduate, after earning his undergraduate degree in May 2017 ... slated to see much more playing time this year after an outstanding spring ... listed as second-team tight end behind Milan Richard entering August camp ... led all Clemson tight ends in receptions in the spring (2017) scrimmages ... reserve tight end and member of special teams ... has appeared in 23 career games.

**2016:** Appeared in 25 snaps over five games ... logged nine snaps in win over SC State ... posted four snaps at Boston College ... appeared for three snaps against Syracuse ... played five snaps in win over South Carolina.

**2015:** Appeared in 14 games for the Tigers, including four on offense ... saw 11 snaps and played special teams in the win over Wofford ... notched a tackle against Georgia Tech on kick coverage ... played 10 snaps at Miami ... appeared on special teams coverage against North Carolina, Oklahoma and Alabama in postseason play.

**2014:** Played 28 snaps over four games ... played 20 snaps against SC State on Sept. 6; it was his first career game ... suffered a torn ACL in practice in early November.

**2013:** Redshirted.

**Before Clemson:** Had 58 tackles and seven tackles for loss as a senior ... three-year starter at linebacker who finished his career with 179 tackles, four recovered fumbles, five interceptions for 107 yards and two

touchdowns ... named first-team all-region and all-area as a junior and senior ... helped Daniel High School to an 11-4 record as a senior ... PrepStar All-Southeast Region selection ... lettered three years in track and three years in basketball ... coached by Randy Robinson at Daniel High School ... recruited by Chad Morris.

**Personal:** His father, Larry, is Clemson's assistant director of strength & conditioning ... majoring in sociology ... born Jan. 20, 1995.

## GREENLEE CAREER STATS

Year	G-S	Snaps	Rec	Yds	Avg	TD	LG
2014	4-0	28	0	0	--	0	--
2015	14-0	25	0	0	--	0	--
2016	5-0	25	0	0	--	0	--
<b>Totals</b>	<b>23-0</b>	<b>78</b>	<b>0</b>	<b>0</b>	<b>--</b>	<b>0</b>	<b>--</b>



## TAYLOR HEARN

OL • 6-5 • 325 • \*Jr. • 2VL

Williston, S.C.

Williston-Elko High School

Returning starter at left guard as a red-shirt sophomore ... valuable member of Clemson's offensive line, has been a mainstay as the starting left guard in 2016 ... has

40.5 knockdown blocks in 1,202 snaps over 29 career games (15 starts).

**2016:** Tied for second on the team with 32.5 knockdown blocks in 1,022 snaps over 15 games (15 starts) ... allowed just 1.5 sacks all year ... made first career start at Auburn and was named offensive player of the game after grading 91 percent in 81 snaps ... ACC Offensive Lineman of the Week for his efforts ... notched 87 percent effort against SC State ... tied for team high with three knockdowns at Georgia Tech ... played 66 snaps against No. 3 Louisville, with a pair of knockdowns ... had team-high three knockdowns in 33 snaps at Boston College ... graded 90 percent with two knockdowns versus Syracuse ... posted four knockdowns and graded 93 percent against Pittsburgh ... had two knockdowns at Wake Forest ... posted another pair of knockdowns in 52 snaps against South Carolina ... played 77 snaps against Ohio State in the Fiesta Bowl, with two knockdowns ... had three knockdowns in 99 snaps of National Championship win over Alabama.

**2015:** Had eight knockdowns in 180 snaps over 14 games ... saw 28 snaps of action in his first game at tackle against Wofford ... saw three snaps in the win over No. 6 Notre Dame ... posted two and a half knockdowns in 24 snaps versus Georgia Tech, with a 96 percent grade ... logged 43 snaps and graded 90 percent at Miami, with 1.5 knockdown blocks ... posted two knockdowns in 19 snaps against Wake Forest ... logged 12 snaps at South Carolina at left tackle ... played seven snaps of the ACC Championship Game against North Carolina ... played 13 snaps with a knockdown against Oklahoma.

**2014:** Redshirted.

**Before Clemson:** Rated as the No. 15 player in South Carolina by Rivals.com ... No. 17 player in South Carolina by ESPN ... Shrine Bowl selection ... three-year starter on the offensive and defensive lines for Williston-Elko High School ... served as the kicker ... led his baseball team in homers (6) and wins (7) as a junior ... coached by Dwayne Garrick at Williston-Elko High School ... recruited by Marion Hobby.

**Personal:** Majoring in parks, recreation & tourism management ... born Jan. 11, 1996.



## GREG HUEGEL

PK • 5-11 • 195 • \*Jr. • 2VL

Blythwood, S.C.

Blythwood High School

Ranked as the No. 7 place-kicker in the nation by Lindy's ... has tied the Clemson record for most bowl games making a field goal with three, he has

done that in just two seasons ... preseason third-team All-ACC for 2017 by Athlon and fourth-team by Phil Steele ... named to the Academic Honor Roll for 2016-17 ... back for his third year as a starter, he is more than halfway to the Clemson scoring record in just two years ... Huegel has 251 points and Chandler Catanzaro holds the record at 404 points ... original walk-on joined the team in the summer of 2015, and blossomed into an All-American by season's end ... two-year starting placekicker who sat in the stands as a spectator at Memorial Stadium as a first-year freshman in 2014 ... made at least one field goal in 18 straight games into the start of the 2016 season, setting a Clemson record ... is 41-51 on field goals and 128-135 on extra points over his career, with a total of 251 points scored ... third in Clemson history in career extra points, sixth in kick scoring, eighth in field goals made and ninth in total points scored ... third among active ACC players in career scoring.

**2016:** Lou Groza Award semifinalist ... second-team All-ACC (media, coaches) ... made 14-19 field goals and Clemson single-season record 71 extra points for 113 total ... second straight year he scored at least 100 ... 113 were fifth-most in a season in Clemson history ... also had 37 touchbacks, a huge area of improvement from his freshman year ... booted a pair of field goals in six-point win at Auburn ... went 3-3 on field goals and knocked in five touchbacks en route to being special teams player of the game against Troy ... made all three of his field goal attempts at Florida State, including a fourth quarter 46-yarder that put Clemson ahead, to earn a share of special teams player of the game honors from the coaching staff.

**2015:** Second-team All-American by Sports Illustrated ... first walk-on to earn All-America honors in Clemson history while still a walk-on ... first-team freshman All-American by USA Today ... second-team All-ACC (media) ... third-team All-ACC (coaches) ... converted national-best 27 field goals (in 32 attempts), an 84-percent success rate ... scored 138 points, which set a Clemson single-season record for overall scoring and kick scoring ... missed just one field goal against ACC competition, and it came from 47 yards out in the championship game versus North Carolina ... did not miss a field goal between October 10 and November 28 and made his final eight field goals in Memorial Stadium ... hit a 47-yard field goal in his second career game, when he was 2-3 versus Appalachian State ... special teams player-of-the-game after making both field goal attempts in three-point win over Louisville on the road ... produced first career three field goal effort at NC State ... duplicated the effort the following week when he was named specialist-of-the-game by coaches against Florida State ... co-special teams player-of-the-game by coaches after booting three more field goals at Syracuse, including a long of 42 ... made 16th consecutive field goal at South Carolina, a 36-yarder ... went 3-4 on field goals and 4-4 on extra points in the Orange Bowl ... booted two field goals and all four extra points in National Championship Game versus Alabama.

**Before Clemson:** Lettered at Blythwood High School.

**Personal:** His brother was a walk-on kicker at South Carolina ... majoring in construction science & management ... born Nov. 10, 1995.

## HUEGEL 2015 GAME-BY-GAME STATS

Date	Opponent	FG-FGA	Distances	PAT	Points
9-5	Wofford	0-0	-----	6-6	6
9-12	Appalachian State	2-3	39, 37, 47	5-5	11
9-17	Louisville	2-2	36, 27	2-2	8
10-3	Notre Dame	1-2	35, 45	3-3	6
10-10	Georgia Tech	1-1	21	5-5	8
10-17	Boston College	2-2	42, 39	4-4	10
10-24	at Miami (Fla.)	1-1	30	7-8	10
10-31	at NC State	3-3	29, 41, 22	5-7	14
11-7	Florida State	3-3	31, 25, 34	2-2	11
11-14	at Syracuse	3-3	38, 31, 42	4-4	13
11-21	Wake Forest	2-2	40, 36	2-3	8
11-28	at South Carolina	1-1	36	4-5	7
12-5	North Carolina	1-2	47, 27	0-0	3
12-31	Oklahoma	3-4	26, 36, 43, 47	4-4	13
1-11	Alabama	2-3	44, 37, 31	4-4	10
<b>Totals</b>		<b>27-32</b>		<b>57-62</b>	<b>138</b>

Note: Underlined distance indicates made field goal; had a 29-yard punt against Notre Dame.

# VETERAN BIOS

## HUEGEL 2016 GAME-BY-GAME STATS

Date	Opponent	FG-FGA	Distances	PAT	Points
9-3	at Auburn	2-2	30, 40	1-2	7
9-10	Troy	3-3	26, 32, 34	3-3	12
9-17	SC State	1-2	26, 42	8-8	11
9-22	at Georgia Tech	1-2	27, 47	3-3	6
10-1	Louisville	0-0		4-4	4
10-7	at Boston College	0-0		8-8	8
10-15	NC State	1-1	25	3-3	6
10-29	at Florida State	3-3	23, 34, 46	2-2	11
11-5	Syracuse	2-3	22, 40, 46	5-6	11
11-12	Pittsburgh	0-0		6-6	6
11-19	at Wake Forest	0-0		5-5	5
11-26	South Carolina	0-1	39	8-8	8
12-3	Virginia Tech	0-0		6-6	6
12-31	Ohio State	1-2	45, 31	4-4	7
1-9	Alabama	0-0		5-5	5
<b>Totals</b>		<b>14-19</b>		<b>71-73</b>	<b>113</b>

Note: Underlined distance indicates made field goal.

## HUEGEL CAREER STATS

Year	G-S	11-29	30-39	40-49	50+	Total	HB	LG	PAT	Pts
2015	15-14	7-7	14-15	6-10	0-0	27-32	0	47	57-62	138
2016	15-15	5-6	4-6	5-7	0-0	14-19	1	47	71-73	113
<b>Totals</b>	<b>30-29</b>	<b>12-13</b>	<b>18-21</b>	<b>11-17</b>	<b>0-0</b>	<b>41-51</b>	<b>1</b>	<b>47</b>	<b>128-135</b>	<b>251</b>



## ALBERT HUGGINS

**DT • 6-3 • 305 • Jr. • 2VL**  
Orangeburg, S.C.  
Orangeburg-Wilkinson High School

Second-team defensive tackle behind All-American Christian Wilkins entering August camp ... enrolled in January 2015 and embraced a bigger role in year two defensively ... has 32 career tackles and three sacks in 283 snaps (19 games).

**2016:** Posted 20 tackles, including three sacks, in 218 snaps (13 games) ... also had seven quarterback pressures ... logged 16 snaps in win over Troy, with two tackles ... played 36 snaps against hometown foe SC State, logging five tackles and a sack ... posted three tackles in 15 snaps at Georgia Tech ... notched two sacks in win over Louisville, while playing 23 snaps ... played 26 snaps at Boston College ... logged 21 snaps against Syracuse ... posted a tackle in 13 snaps at Wake Forest ... had three tackles in 29 snaps against South Carolina ... assisted on a tackle and had two pressures in 11 snaps of 31-0 Fiesta Bowl win over Ohio State.

**2015:** Had 12 tackles in 65 snaps over five games ... broke up a pass and posted six tackles in 23 snaps against Appalachian State ... played seven snaps in win over Georgia Tech ... logged 20 snaps at Miami and posted five tackles.

**Before Clemson:** Marked the first time Clemson signed the consensus top player in South Carolina since 2008 (Da'Quan Bowers) ... first-team All-American by Parade as a senior ... No. 92 player and No. 12 defensive tackle in the nation and No. 1 player in South Carolina by 247Sports.com ... No. 76 player and No. 6 defensive tackle in the nation and No. 1 player in South Carolina by Rivals.com ... No. 104 player in the nation by Scout.com ... No. 168 player in the nation and No. 2 player in South Carolina by ESPN ... played in the U.S. Army All-American Bowl ... had 208 tackles, 35 tackles for loss and 28 sacks in his career ... had 73 tackles, 10 sacks and three caused fumbles as a senior ... had 65 tackles, 13 tackles for loss and 11 sacks as a junior ... had 70 tackles, 12 tackles for loss and seven sacks as a sophomore ... coached by Tommy Brown ... recruited by Marion Hobby.

**Personal:** Majoring in parks, recreation & tourism management ... born June 27, 1997.

## HUGGINS 2016 GAME-BY-GAME STATS

Date	Opponent	Snaps	Hit	Asst	Tot	TFL	Sacks	QP
9-3	at Auburn							DNP
9-10	Troy	16	1	1	2			
9-17	SC State	36	2	3	5	1-3	1-3	
9-22	at Georgia Tech	15	1	2	3			1
10-1	Louisville	23	3	1	4	2-10	2-10	2
10-7	at Boston College	26	0	0	0			1
10-15	NC State	12	0	0	0			
10-29	at Florida State	3	0	0	0			
11-5	Syracuse	21	1	0	1			

11-12	Pittsburgh	6	0	0	0			
11-19	at Wake Forest	13	1	0	1			
11-26	South Carolina	29	1	2	3			1
12-3	Virginia Tech	7	0	0	0			
12-31	Ohio State	11	0	1	1			2
1-9	Alabama					DNP		
<b>Totals</b>		<b>218</b>	<b>10</b>	<b>10</b>	<b>20</b>	<b>3-13</b>	<b>3-13</b>	<b>7</b>

## HUGGINS CAREER STATS

Year	G-S	Snaps	Hit	Asst	Tot	TFL	Sacks	Int	QP	PBU	CF-RF
2015	6-0	65	7	5	12	0-0	0-0	0	0	1	0-0
2016	13-0	218	10	10	20	3-13	3-13	0-0	7	0	0-0
<b>Totals</b>	<b>19-0</b>	<b>283</b>	<b>17</b>	<b>15</b>	<b>32</b>	<b>3-13</b>	<b>3-13</b>	<b>0-0</b>	<b>7</b>	<b>1</b>	<b>0-0</b>



## MITCH HYATT

**OT • 6-5 • 295 • Jr. • 2VL**  
Suwanee, Ga.  
North Gwinnett High School

Earned first-team All-ACC honors as a sophomore, the first sophomore offensive lineman in Clemson history to make first-team all-conference ... second-team preseason All-American according to Lindy's, Athlon and Street & Smith ... third-team preseason All-American by Phil Steele ... ranked as the No. 5 tackle in the nation by Lindy's in the preseason ... preseason first-team All-ACC by Street & Smith and Phil Steele ... ranked as the No. 30 overall player in the nation by ESPN entering the 2017 season ... back for his third year as Clemson's starting left tackle ... returning first-team All-ACC tackle ... enrolled in January 2015 ... first true freshman to start his first game on the offensive line since James Farr in 1980 ... first first-year freshman to start the opener at tackle since 1944 (Phil Prince) ... has 69.5 knockdown blocks in 2,043 snaps over 30 games (29 starts) ... has earned All-ACC honors in both of his seasons with the Tigers.

**2016:** Tied for second on the team with 32.5 knockdown blocks in 994 snaps (14 starts) ... allowed just two sacks ... first-team All-ACC (media) ... second-team All-ACC (coaches) ... opened strong with a 90 percent effort at Auburn, and played all 81 snaps of the win ... graded 89 percent in win over Troy, with three knockdowns ... graded 93 percent in just 30 snaps against SC State ... tied for team high with three knockdowns versus Georgia Tech ... had two knockdowns in 66 snaps against No. 3 Louisville ... posted 93 percent grade and played 46 snaps in win at Boston College ... graded over 90 percent and named offensive player of the game by coaches in the overtime triumph against NC State ... graded 92 percent, best on the team, in win over Syracuse ... played just two snaps against Pittsburgh before suffering a foot injury ... started next time out at Wake Forest and graded 91 percent in 69 snaps ... graded 91 percent and contributed team-high four knockdown blocks against South Carolina in 64 snaps ... had three knockdowns in win over Virginia Tech ... posted two knockdowns and 87 percent grade versus Ohio State ... punctuated sophomore season with 90 percent grade and three knockdowns in National Championship Game against Alabama.

**2015:** First-team freshman All-American by Sporting News and USA Today ... third-team All-ACC (media, coaches) ... second on the team with 37 knockdown blocks in 15 starts (1,049 snaps) ... had three or more knockdowns in seven games ... graded 92 percent in his first career game against Wofford ... posted three knockdowns and an 85 percent mark in the win over Appalachian State ... graded 87 percent and took part in every snap of the road win at Louisville ... added three knockdowns versus the Cards ... played all 65 snaps in win over Notre Dame, while grading 86 percent ... named co-offensive player-of-the-game by the coaches ... logged 54 snaps with three knockdowns against Georgia Tech ... graded 85 percent with two knockdowns in 66 snaps in win over Boston College ... team-best 91 percent grade at Miami in 53 snaps ... had three knockdowns and was a big reason the Tigers rushed for 416 yards versus the 'Canes ... helped Clemson to 623 yards of total offense at NC State and graded 90 percent against the Wolfpack

... earned 93 percent mark on film in playing every snap against Florida State, while earning ACC Offensive Lineman of the Week honors for the first time ... first first-year freshman to earn ACC Offensive Lineman-of-the-Week honors in school history ... posted team high 90 percent grade and three knockdowns against Wake Forest ... played 62 snaps and graded 91 percent at South Carolina ... graded 88 percent in the Capital One Orange Bowl, where he collected four knockdown blocks against Oklahoma ... great performance in the National Championship Game against a talented Alabama defense with three knockdowns and 91 percent grade.

**Before Clemson:** Played in the U.S. Army All-American Bowl ... first-team All-American by MaxPreps.com, Parade and USA Today as a senior ... first-team All-American by MaxPreps.com as a junior ... No. 8 player and No. 2 offensive tackle in the nation by Scout.com ... No. 22 player and No. 2 offensive tackle in the nation by 247Sports.com (sixth-best signee entering the ACC) ... No. 16 player and No. 2 offensive tackle in the nation and No. 2 player in Georgia by ESPN ... No. 16 player and No. 2 offensive tackle in the nation and No. 3 player in Georgia by Rivals.com ... participated in The Opening ... coached by Bob Shpire ... recruited by Tony Elliott

**Personal:** His uncle, Dan Benish, was an All-ACC defensive tackle and a starter on Clemson's 1981 National Championship team ... majoring in pre-business ... born Feb. 6, 1997.



## TUCKER ISRAEL

**QB • 5-10 • 180 • So. • SQ**  
Orlando, Fla.  
Lake Nona High School

Completed 13 of 19 passes for 94 yards and a touchdown in the 2017 Spring Game ... reserve quarterback entering August camp ... entered Clemson in January of 2015.

**2016:** Appeared in two games, going 4-4 passing for 25 yards ... made collegiate debut against South Carolina State, hitting on all three of his pass attempts for 22 yards ... completed a three-yard pass in game against Syracuse.

**2015:** Redshirted.

**Before Clemson:** Second-team All-American by MaxPreps.com and honorable mention Parade All-American as a senior ... set six state passing records ... broke Tim Tebow's state record for passing touchdowns in a season (56), 10 more than Tebow ... set the state record for career passing touchdowns (162) ... passed for 15,034 yards in his career; averaged 5.1 passing touchdowns and 349 yards per game in his career ... had 1,314 yards and 18 touchdowns on 222 carries in his career ... only player in state history with 600 passing yards in consecutive games ... No. 12 dual-threat quarterback in the nation by ESPN ... had 4,446 passing yards and 56 touchdowns as a senior ... had 3,979 passing yards and 40 touchdowns as a junior ... had 3,685 passing yards and 36 touchdowns as a sophomore ... coached by Anthony Paradiso ... recruited by Chad Morris.

**Personal:** Majoring in sociology ... born Aug. 11, 1996.



## DENZEL JOHNSON

**S • 6-0 • 195 • So. • 1VL**  
Columbia, S.C.  
A.C. Flora High School

Talented young defensive back who is listed as second team free safety behind Van Smith entering August camp ... had an interception and pass deflection in 2017 Spring Game ... played primarily on special teams in 2016, but also some safety.

**2016:** Produced nine tackles, including five on special



# VETERAN BIOS

teams, in 54 snaps over 13 games ... appeared in first career game on special teams at Auburn and contributed a tackle ... scored a touchdown by recovering a muffed kickoff return in the rout of SC State ... had five tackles, including one on special teams, in 20 snaps against South Carolina ... posted two special teams tackles in ACC Championship win over Virginia Tech, earning player of the game honors in that phase by the Tiger coaches.

**2015:** Redshirted.

**Before Clemson:** No. 14 player in South Carolina by ESPN ... No. 2 safety in South Carolina by Scout.com ... named an MVP of the North team in the North-South All-Star game ... led his 12-2 team to the fourth round of the AAA playoffs as a senior ... AAA state player-of-the-year by High School Sports Report as a senior ... Midlands Player-of-the-Year by The State as a senior ... had 69 receptions for 910 yards and 12 touchdowns as a senior ... had two kickoff returns for touchdowns and a punt return for a touchdown as a senior ... had 60 tackles, two interceptions and eight pass breakups as a senior ... two of his assistant coaches were former Tigers (Airese Currie, Todd McClinton) ... coached by Reggie Shaw ... recruited by Mike Reed.

**Personal:** Majoring in sports communication ... born April 19, 1997.

## D. JOHNSON CAREER STATS

Year	G-S	Snaps	Hit	Asst	Tot	TFL	Sacks	Int	QB	PBU	CF	RF
2016	13-0	54	6	3	9	0-0	0-0	0-0	0	0	0	1



## STERLING JOHNSON

DT • 6-4 • 305 • \*So. • 1VL

Clayton, N.C.

Cleveland High School

Listed as a reserve defensive lineman entering August camp ... enrolled in January 2015.

**2016:** Had five tackles in 46 snaps (three games) ... made collegiate debut against SC State, with three tackles in 17 snaps ... had two tackles in 20 snaps against South Carolina.

**2015:** Redshirted.

**Before Clemson:** Led Cleveland High School to a 10-3 record as a senior ... No. 109 player and No. 14 defensive end in the nation and No. 4 player in North Carolina by ESPN ... played in the Under Armour All-America Game ... had 78 tackles and 44 were tackles for loss as a junior ... had 7.5 sacks and two blocked punts in a state playoff game ... coached by Scott Riley ... recruited by Mike Reed.

**Personal:** Majoring in sports communication ... born Aug. 20, 1997.

## S. JOHNSON CAREER STATS

Year	G-S	Snaps	Hit	Asst	Tot	TFL	Sacks	Int	QB	PBU	CF	RF
2016	3-0	46	3	2	5	0-0	0-0	0-0	0	0	0	0



## KENDALL JOSEPH

LB • 6-0 • 230 • \*Jr. • 2VL

Belton, S.C.

Belton-Honea Path High School

Returning starter at linebacker who made incredible improvement from his freshman year ... went from just 11 tackles as a freshman to 124 as a sophomore, second most on the team and best among returning Tigers for 2017...preseason second-team All-ACC for 2017 by Athlon and Phil Steele ... veteran linebacker who grew into a reliable cog in the middle of the Tigers' 2016 defense ... has 135 career tackles in 993 snaps over 22 games (15 starts).

**2016:** Earned defense's Most Improved Award ... second-leading tackler with 124 stops over 15 games (15 starts) ... tied for team lead with 13.5 tackles for loss, while adding 3.5 sacks and 16 quarterback pressures ...

posted team-high 14 tackles in win at Auburn to open the season, three were for loss ... added a sack against the Tigers ... named ACC Linebacker of the Week for his performance ... posted seven tackles, including two for loss, and an interception in win over Troy ... had a tackle for loss at Georgia Tech ... tallied 11 tackles in 100 snaps against No. 3 Louisville ... posted 10 stops in the road win at Boston College ... leading tackler with 10 in overtime win over NC State ... defensive player of the game by coaches following an 11-tackle, 1.5 sack effort at Wake Forest ... led the way with 11 tackles in ACC Championship Game against Virginia Tech ... posted eight tackles, one for loss and a caused fumble in 31-0 shutout over Ohio State ... notched nine stops, including 2.5 for loss, in National Championship Game against Alabama.

**2015:** Had 11 tackles in 63 snaps over seven games ... also had four quarterback pressures ... posted a tackle in 14 snaps in his first game against Wofford ... played 20 snaps and contributed two tackles and three quarterback pressures at Miami ... sat the Wake Forest game due to concussion suffered in practice ... came up with a critical fourth-down stop on a running play in the Orange Bowl win over Oklahoma.

**2014:** Redshirted.

**Before Clemson:** Rated as the No. 18 inside linebacker in the nation by ESPN ... No. 17 player in South Carolina by 247Sports.com ... Shrine Bowl selection ... led Belton-Honea Path High School to an 11-2 record and the third round of state playoffs as a senior ... had 118 tackles, three tackles for loss, two interceptions, a recovered fumble and blocked punt as a senior ... had 205 yards and six touchdowns on 47 carries as a senior ... had 139 tackles, 13 tackles for loss and 2.5 sacks as a junior ... had 115 tackles, 15 tackles for loss, two sacks and one caused fumble as a sophomore ... three-time state weightlifting champion; also played basketball and ran track ... coached by Russell Blackston at Belton-Honea Path High School ... recruited by Chad Morris.

**Personal:** Majoring in health science ... born Nov. 19, 1995.

## JOSEPH 2016 GAME-BY-GAME STATS

Date	Opponent	Snaps	Hit	Asst	Tot	TFL	Sacks	QB
9-3	at Auburn	*66	6	8	14	3-8	1-6	2
9-10	Troy	*71	4	3	7	2-4		
9-17	SC State	*24	3	3	6			1
9-22	at Georgia Tech	*56	3	4	7	1-4		
10-1	Louisville	*100	7	4	11			3
10-7	at Boston College	*60	7	3	10			
10-15	NC State	*79	7	3	10			
10-29	at Florida State	*69	3	1	4	1-10	1-10	4
11-5	Syracuse	*44	3	1	4			
11-12	Pittsburgh	*75	4	3	7			
11-19	at Wake Forest	*53	9	2	11	2-16	1-5-15	
11-26	South Carolina	*40	4	1	5			
12-3	Virginia Tech	*72	6	5	11	1-1		1
12-31	Ohio State	*55	7	1	8	1-3		1
1-9	Alabama	*66	8	1	9	2-5-7		1
Totals		930	81	43	124	13-5-53	3-5-31	16

\* - start; Note: Had an interception against Troy; had caused fumbles against Troy and Ohio State.

## JOSEPH CAREER STATS

Year	G-S	Snaps	Hit	Asst	Tot	TFL	Sacks	Int	QB	PBU	CF	RF
2015	7-0	63	7	4	11	0-0	0-0	4	0	0	0	0
2016	15-15	930	81	43	124	13-5-53	3-5-31	1-0	16	0	2	0
Totals	22-15	993	88	47	135	13-5-53	3-5-31	1-0	20	0	2	0



## XAVIER KELLY

DE • 6-4 • 265 • \*Fr. • RS

Wichita, Kan.

East High School

Versatile defensive end who should help the Tigers in 2017 as a red-shirt freshman ... named to the Academic Honor Roll for 2016-17.

**2016:** Redshirted.

**Before Clemson:** Rated as a consensus top 150 prospect in the nation ... rated the No. 84 overall prospect by 247 Sports ... No. 1 prospect in Kansas and eighth best defensive end in the nation by 247 Sports ... listed as No. 113 prospect overall by Scout and No. 154 by both ESPN and Prep Star ... No. 141

overall and second-best player in Kansas by Rivals ... No. 1 prospect in Kansas by ESPN ... played in the U.S. Army All-American game ... had 72 tackles as a senior, 39 first hits and 33 assists in just nine games ... had 12 tackles for loss, including 8.5 sacks ... also an outstanding basketball player, a three-year starter and double figure scorer all three years ... started at center on the East High School AAAAAA State Championship team of 2015 ... honorable mention all-state as a basketball player ... played his high school football for Bill Coffman ... selected Clemson over offers from Georgia, Oklahoma, Kansas State and Alabama ... recruited by Brent Venables and Marion Hobby.

**Personal:** First Clemson signee from the state of Kansas since Jason Gamble in 1996 ... majoring in pre-business ... born Oct. 2, 1997.



## TRE LAMAR

LB • 6-3 • 240 • So. • 1VL

Roswell, Ga.

Roswell High School

Co-starter at middle linebacker entering 2017 August camp ... will compete with classmate Chad Smith for that position ... enrolled in January 2016 and made an

impact defensively and on special teams for the National Championship team.

**2016:** Produced 22 tackles in 102 snaps (15 games) ... contributed seven of his tackles on special teams ... posted four tackles and a sack in his first game as a Tiger at Auburn ... two of his four stops were on special teams ... registered 1.5 tackles for loss in win over SC State ... notched three tackles in 10 snaps against Boston College ... had two tackles in 21 snaps against Syracuse ... showed his range with outstanding pass breakup in the redzone against Wake Forest ... had four stops in 12 plays against South Carolina ... posted an assisted tackle on special teams coverage against Alabama.

**Before Clemson:** No. 89 player in the nation and No. 2 linebacker, and No. 9 player in Georgia by ESPN ... No. 16 overall player and No. 2 linebacker in the nation and No. 4 player in Georgia by Rivals ... No. 37 player by and No. 2 linebacker in the nation and No. 6 in Georgia by 247 Sports ... No. 48 player in the nation by Max Preps ... also rated as No 80 overall player in the nation by Tom Lemming ... Under Armour All-American ... named Defensive Player of the Year in state of Georgia by the Atlanta Constitution ... Region Player of the Year as well ... had 156 tackles, 17 tackles for loss, including 10 sacks, three passes broken up, one blocked kick, one interception and one touchdown as a senior at Roswell High in 2015, helping his team to a 14-0 record before losing in the state championship game ... so his high school team had same record as Clemson in 2015 ... had nine tackles and a sack in state championship game ... started his senior year strong with 18 tackles, three sacks and two fumble recoveries in the season opener ... had 76 tackles in first five games of the 2015 season ... had 78 tackles, 19 for losses, including one for a safety as a junior ... had 67 tackles, four sacks, 25 tackles for loss and 8 pass break-ups in 2013 ... named to Super 11 Team in 2015 by the Atlanta Constitution, first player from Roswell High to be named ... recruited by Brent Venables and Tony Elliott ... chose Clemson over Alabama and Auburn ... played his high school football for John Ford, a Clemson graduate.

**Personal:** His uncle, Anthony Butts played for Mississippi State and in the NFL ... majoring in pre-business ... born Oct. 8, 1997.

## LAMAR 2016 GAME-BY-GAME STATS

Date	Opponent	Snaps	Hit	Asst	Tot	TFL	Sacks	QB
9-3	at Auburn	8	4	0	4	1-2	1-2	
9-10	Troy	12	1	0	1			
9-17	SC State	19	1	2	3	1-5-2		
9-22	at Georgia Tech	0	1	0	1			
10-1	Louisville	6	0	0	0			
10-7	at Boston College	10	2	1	3			



# VETERAN BIOS

10-15	NC State	1	0	0	0
10-29	at Florida State	1	0	1	1
11-5	Syracuse	21	1	1	2
11-12	Pittsburgh	2	0	0	0
11-19	at Wake Forest	8	1	1	2
11-26	South Carolina	12	2	2	4
12-3	Virginia Tech	1	0	0	0
12-31	Ohio State	1	0	0	0
1-9	Alabama	0	0	1	1
<b>Totals</b>		<b>102</b>	<b>13</b>	<b>9</b>	<b>22</b>

## LAMAR CAREER STATS

Year	G-S	Snaps	Hit	Asst	Tot	TFL	Sacks	Int	QP	PBU	CF-RF
2016	15-0	102	13	9	22	2.5-4	1-2	0-0	0	1	0-0



## DEXTER LAWRENCE

**DT • 6-5 • 340 • So. • 1VL**  
Wake Forest, N.C.  
Wake Forest High School

Preseason first-team All-American by Street & Smith and Athlon ... preseason second-team

All-American by Phil Steele ... Athlon lists Lawrence and Christian Wilkins as first-team All-Americans ... ranked as the No. 6 defensive tackle in the nation by Lindy's ... listed as a Dark Horse for the Heisman Trophy by Street & Smith ... preseason first-team All-ACC by Street & Smith, Lindy's, Athlon and Phil Steele ... ranked as the No. 10 overall player in the nation by ESPN entering the 2017 season ... named to the Academic Honor Roll for 2016-17 ... enrolled in January 2016 and had an enormous impact on the Tigers' National Championship defense.

**2016:** Freshman All-American by ESPN, FWA and USA Today ... ACC Defensive Rookie of the Year (media, coaches) ... Defensive Rookie of the Year by Pro Football Focus ... second-team All-ACC (media, coaches) ... All-ACC Academic Team selection ... shared team rookie of the year honors defensively with Clelin Ferrell ... produced 79 tackles, fifth-most on the team, in 643 snaps over 15 games (11 starts) ... broke Clemson freshman record with seven sacks, while also tallying 9.5 tackles for loss ... produced 23 quarterback pressures, the second-highest figure on the team ... also had two recovered fumbles and two blocked kicks ... notched 10 tackles in his debut at Auburn, with a sack and pass breakup ... also played on offense, helping Wayne Gallman to a touchdown run ... posted two tackles for loss against Troy ... credited with six pressures by the coaches in 46-point win at Boston College, where he also contributed a fumble recovery ... had a sack in win over NC State ... posted a sack and five total tackles at Florida State, a 37-34 win for the Tigers ... had five tackles, including a sack, against Syracuse ... blocked a field goal and extra point in loss to Pittsburgh ... had a sack in 21 snaps of victory over South Carolina ... posted two sacks in ACC Championship win over Virginia Tech ... had four tackles and two pressures in National Championship game against Alabama.

**Before Clemson:** One of the highest rated five-star recruits in Clemson history ... first-team USA Today All-American ... listed as the No. 2 overall player in the nation by Rivals and 247Sports.com, the highest ranking in history for a Clemson signee by the latter ... No. 3 by Scout.com ... No. 5 overall player in the nation by PrepStar ... No. 6 overall prospect by ESPN and No. 7 by Tom Lemming ... top-two prospect at his position according to 247 Sports, Rivals, and Scout ... third-best prospect at defensive tackle by ESPN ... top player in the state of North Carolina according to all services ... Associated Press Prep Player of the Year in North Carolina in 2015 ... played in the U.S. Army All-America game ... first-team all-state, he was the top vote getter on the defense ... had 91 tackles, 21 tackles for a loss, 13 sacks, and 16 quarterback hurries in 12 games as a senior ... helped Wake Forest to a 12-1 record his senior year ... had 55 tackles, 10 sacks, 25 tackles for loss, three blocked kicks and three forced fumbles as a junior ... helped team to a 15-1 record and a berth in AAAA State Championship game

... had 56 tackles, including 19 tackles for loss and five sacks as a sophomore ... for his career had 204 tackles, 65 tackles for loss and 28 sacks ... added six caused fumbles and three fumble recoveries ... played three years of basketball ... recruited by Brent Venables, Robbie Caldwell and Dan Brooks ... narrowed his college choices to Clemson, Ohio State, Southern Cal, Alabama and Florida ... coached by Reggie Lucas.

**Personal:** Participated in math camps as a young man ... Clemson was his first college offer ... majoring in justice studies ... born Nov. 12, 1997.

## LAWRENCE 2016 GAME-BY-GAME STATS

Date	Opponent	Snaps	Hit	Asst	Tot	TFL	Sacks	QP
9-3	at Auburn	37	7	3	10	1-11	1-11	
9-10	Troy	*41	5	2	7	2-5		1
9-17	SC State	20	1	2	3	0.5-0		3
9-22	at Georgia Tech	*40	3	5	8			3
10-1	Louisville	*67	4	3	7			2
10-7	at Boston College	40	2	1	3			6
10-15	NC State	*51	2	4	6	1-4	1-4	2
10-29	at Florida State	*39	3	2	5	1-7	1-7	
11-5	Syracuse	35	5	0	5	1-7	1-7	
11-12	Pittsburgh	*61	3	6	9			2
11-19	at Wake Forest	*38	2	1	3			
11-26	South Carolina	*21	4	1	5	1-3	1-3	
12-3	Virginia Tech	*69	3	1	4	2-7	2-7	1
12-31	Ohio State	*35	0	0	0			1
1-9	Alabama	*49	4	0	4			2
<b>Totals</b>		<b>643</b>	<b>48</b>	<b>31</b>	<b>79</b>	<b>9.5-44</b>	<b>7-33</b>	<b>23</b>

\* - start; had a pass breakup at Auburn; had recovered fumbles against Boston College and Pittsburgh; blocked two kicks against Pittsburgh.

## LAWRENCE CAREER STATS

Year	G-S	Snaps	Hit	Asst	Tot	TFL	Sacks	Int	QP	PBU	CF-RF
2016	15-11	643	48	31	79	9.5-44	7-33	0-0	23	1	0-2



## RAY-RAY

### McCLOUD

**WR • 5-10 • 180 • Jr. • 2VL**  
Tampa, Fla.  
Sickles High School

Starter at a wide receiver position entering August camp ... had 110 all-purpose yards in the 2017 Spring Game ... has made an impact with his quickness in the open field ... has 78 career receptions (eighth among active ACC players) for 723 yards and three touchdowns in 770 snaps over 26 games (six starts) ... also has 182 career punt return yards and 126 kickoff return yards.

**2016:** Tallied 49 receptions for 472 yards and two touchdowns in 455 snaps over 14 games (five starts) ... third on the team in receptions ... added 176 punt return yards on 21 attempts ... offensive player of the game by coaches after posting seven catches for 86 yards against Troy ... finished with 182 all-purpose yards after an outstanding punt return game ... returned one 75 yards in the win ... posted four catches for 60 yards and two touchdowns against SC State, while being named co-special teams player of the game with 56 punt return yards ... posted eight catches and went over the century mark (101 yards) for the first time in his college career at Georgia Tech ... named offensive player of the game by coaches in Atlanta ... missed game with Syracuse due to injury, but returned the following week against Pittsburgh ... had 24 receiving yards on three catches at Wake Forest ... had three catches for 32 yards against South Carolina ... had four grabs for 29 yards in Fiesta Bowl win over Ohio State.

**2015:** Sixth on the team with 29 receptions for 251 yards and a touchdown in 12 games (one start) ... had seven carries for 48 yards, as well as seven kickoff returns for 223 yards and a 31.9 average per return ... missed three games due to injury ... totaled game-high eight receptions in the opener against Wofford, most catches by any Tiger in history in his first game ... posted four catches for 29 yards at Louisville ... had three catches and also two carries against Georgia Tech ... posted four catches at Miami in 58-0 win ... scored first career touchdown on 34-yard pass at NC State ... suffered a knee sprain in win over Florida State ... missed games against Syracuse, Wake Forest and South Carolina with a knee sprain ... caught three passes for 27 yards in ACC

Championship against North Carolina.

**Before Clemson:** No. 23 player and No. 2 wide receiver in the nation and No. 9 player in Florida by Rivals.com ... No. 81 player and No. 11 wide receiver in the nation by 247Sports.com ... No. 121 player in the nation by Scout.com ... set county records with 5,765 rushing yards and 58 total touchdowns in his career ... received the Guy Toph Award as best player in Hillsborough Country as a senior ... had 1,933 rushing yards and 17 touchdowns as a senior ... AAAAAA all-state selection ... had 2,316 yards on 300 carries as a junior ... had 26 rushing touchdowns and had at least one touchdown and 100+ yards in 12 straight games as a junior ... coached by Brian Turner ... recruited by Tony Elliott and Jeff Scott.

**Personal:** Majoring in health science ... born Oct. 15, 1996.

## McCLOUD 2015 GAME-BY-GAME STATS

Date	Opponent	Snaps	Rec	Yds	Avg	TD	LG	Rush	PR	KOR
9-5	Wofford	42	8	80	10.0	0	32	0-0	1-6	0-0
9-12	Appalachian State	24	1	4	4.0	0	4	0-0	1-10	1-73
9-17	Louisville	20	4	29	7.3	0	13	0-0	0-0	0-0
10-3	Notre Dame	25	2	10	5.0	0	12	0-0	0-0	0-0
10-10	Georgia Tech	*36	3	16	3.3	0	12	2-6	0-0	1-25
10-17	Boston College	32	0	0	---	0	---	0-0	1-1	1-28
10-24	at Miami (Fla.)	34	4	36	9.0	0	14	2-22	1-1	0-0
10-31	at NC State	28	1	36	36.0	1	36	0-0	0-0	0-0
11-7	Florida State	10	0	0	---	0	---	1-8	0-0	0-0
11-14	at Syracuse							DNP		
11-21	Wake Forest							DNP		
11-28	at South Carolina							DNP		
12-5	North Carolina	12	3	27	9.0	0	16	0-0	0-0	0-0
12-31	Oklahoma	24	2	6	3.0	0	4	1-8	0-0	0-0
1-11	Alabama	28	1	7	7.0	0	7	1-4	0-0	0-0
<b>Totals</b>		<b>315</b>	<b>29</b>	<b>251</b>	<b>8.7</b>	<b>1</b>	<b>36</b>	<b>7-48</b>	<b>4-6</b>	<b>3-126</b>

\* - start

## McCLOUD 2016 GAME-BY-GAME STATS

Date	Opponent	Snaps	Rec	Yds	Avg	TD	LG	Rush	PR	KOR
9-3	at Auburn	20	2	8	4.0	0	5	0-0	0-0	0-0
9-10	Troy	32	7	86	12.3	0	20	0-0	3-96	0-0
9-17	SC State	*22	4	60	15.0	2	36	0-0	3-56	0-0
9-22	at Georgia Tech	*45	8	101	12.6	0	24	1-17	3-17	0-0
10-1	Louisville	*60	3	16	5.3	0	12	0-0	1-1	0-0
10-7	at Boston College	*28	2	17	8.5	0	13	0-0	3-4	0-0
10-15	NC State	*34	6	51	8.5	0	16	0-0	1-0	0-0
10-29	at Florida State	24	2	13	6.5	0	11	0-0	1-8	0-0
11-5	Syracuse							DNP		
11-12	Pittsburgh	37	4	26	6.5	0	14	0-0	3-1	0-0
11-19	at Wake Forest	22	3	24	8.0	0	12	0-0	3-11	0-0
11-26	South Carolina	26	3	32	10.7	0	14	2-3	0-0	0-0
12-3	Virginia Tech	20	1	9	9.0	0	9	0-0	0-0	0-0
12-31	Ohio State	40	4	29	7.3	0	20	2-8	0-0	0-0
1-9	Alabama	45	0	0	---	0	---	0-0	0-0	0-0
<b>Totals</b>		<b>455</b>	<b>49</b>	<b>472</b>	<b>9.6</b>	<b>2</b>	<b>36</b>	<b>5-28</b>	<b>21-176</b>	<b>0-0</b>

\* - start

## McCLOUD CAREER STATS

Year	G-S	Snaps	Rec	Yds	Avg	TD	LG	Car	Yds	TD	PR	KOR
2015	12-1	315	29	251	8.7	1	36	7	48	0	4-6	3-126
2016	14-5	455	49	472	9.6	2	36	5	28	0	21-176	0-0
<b>Totals</b>	<b>26-6</b>	<b>770</b>	<b>78</b>	<b>723</b>	<b>9.3</b>	<b>3</b>	<b>36</b>	<b>12</b>	<b>76</b>	<b>0</b>	<b>25-182</b>	<b>3-126</b>



## MAVERICK MORRIS

**OL • 6-4 • 305 • \*Gr. • 3VL**  
Broxton, Ga.  
Coffee High School

Will play his final season as a graduate, after earning his Clemson degree in May 2017

... named to the Academic Honor Roll for 2016-17 ... regarded as a sixth starter on the offensive line in that he is capable of playing just about anywhere ... listed as second-team right guard behind All-America candidate Tyrone Crowder entering August camp ... had some scrimmages in the spring when he cross-trained and played four of the five offensive line positions ... has 17 knockdowns in 798 snaps over 32 career games (three starts) ... also sees time as a blocker on the Tigers' field goal protection unit.

**2016:** Shared offense's 12th Man Award with Deon Cain ... had seven knockdown blocks in 310 snaps over 15 games, and allowed just one sack ... played 32 snaps in the win over Troy ... graded 91 percent against SC State in 21 snaps ... graded 81 percent in win over Georgia Tech ... saw 12 snaps in the win over No. 3 Louisville, grading 96 percent ... played 23 snaps at

# VETERAN BIOS

Boston College, with two knockdowns ... saw 11 snaps at Florida State, helping the Tigers to over 500 yards of total offense ... graded 89 percent on nine snaps in win over Syracuse ... saw 39 snaps against Pittsburgh and had a knockdown ... graded 89 percent in 19 snaps at Wake Forest ... graded 91 percent and saw 35 snaps of action against South Carolina ... graded 86 percent and played 22 snaps of ACC Championship win over Virginia Tech ... logged 37 snaps and a knockdown block in 31-0 win over Ohio State in the Fiesta Bowl ... posted a 90 percent grade in 20 snaps of National Championship win over Alabama.

**2015:** Had eight knockdowns in 429 snaps over 15 games (three starts) ... logged 35 snaps on the offensive line against Wofford ... saw seven snaps at Louisville, most at right tackle ... had to move over after injuries during the game to Joe Gore and Jake Fruhmorgen ... logged 21 snaps with a pair of knockdowns in win over Georgia Tech ... saw 25 snaps in win over Boston College ... played 41 snaps with a winning grade at Miami ... came off the bench to log all but two snaps at right guard in win over Florida State; graded 88 percent in game that clinched the ACC Atlantic Division ... started and played 74 snaps at Syracuse ... started and played 64 snaps in win over Wake Forest ... started and played 20 snaps at South Carolina ... saw 36 snaps of time in the ACC Championship Game against North Carolina and graded 85 percent.

**2014:** ACC Academic Honor Roll member ... had two knockdowns in 59 snaps over four games ... had two knockdowns in 28 snaps against SC State on Sept. 6 ... played seven snaps against NC State on Oct. 4 ... played 12 snaps against Georgia State on Nov. 22 ... played 12 snaps against No. 24 Oklahoma in the Russell Athletic Bowl on Dec. 29.

**2013:** Redshirted.

**Before Clemson:** PrepStar All-Southeast Region selection ... No. 67 offensive tackle in the nation by ESPN ... two-year starter and graded 84 percent in his career ... selected to play in the GACA North-South All-Star game ... three-time letterman in wrestling and a member of the track & field team ... coached by Buddy Nobles at Coffee High School; Nobles' son, Kasey, played at Clemson (2008-10); Nobles also coached C.J. Spiller in high school ... recruited by Danny Pearman.

**Personal:** Majoring in parks, recreation & tourism management ... born June 24, 1995.



## TRAYVON MULLEN

**CB • 6-2 • 185 • So. • 1VL**  
Fort Lauderdale, Fla.  
Coconut Creek High School

Looks to challenge for significant time at cornerback as a sophomore after a solid freshman

year ... listed behind graduate Ryan Carter, but would be a starter in nickel situations ... athletic cornerback who has seen time on special teams and as a reserve on defense.

**2016:** Posted 15 tackles in 115 snaps (13 games) ... three of his stops came on special teams ... played first collegiate game against Troy, earning nine snaps ... posted team-high seven tackles, including one on special teams, in win over SC State ... appeared in 37 snaps versus the Bulldogs ... saw 18 snaps against Boston College, chipping in a tackle ... totaled four tackles and 29 snaps against Syracuse ... had half of a tackle for loss in 13 snaps in win over South Carolina ... posted first pass breakup of career in 31-0 win over Ohio State in the Fiesta Bowl.

**Before Clemson:** Second-team USA Today All-American ... played in the U.S. Army All-American game ... rated the No. 18 player in the nation according to ESPN ... No. 2 cornerback and No. 4 player in the state of Florida by ESPN ... rated the No. 60 player in the nation by 247 Sports, sixth-best cornerback and 10th-best player in the state ... No. 66 overall player in the

nation by Tom Lemming and No. 72 by Scout ... No. 81 player in the nation by Prep Stars ... No. 117 prospect overall, No. 10 cornerback and No. 16 player in Florida by Rivals ... had 45 receptions for 800 yards, a 17.8 average ... had 98-yard interception return for a touchdown as a freshman ... unanimous four-star player who narrowed his choices to Clemson, TCU, LSU, Louisville and Florida State ... coached by Kareem Reid ... recruited by Brent Venables and Mike Reed.

**Personal:** Majoring in sports communication ... his cousin, Heisman Trophy winner Lamar Jackson, was the starting quarterback for Louisville in 2015 and 2016 ... born Sept. 20, 1997.

### MULLEN 2016 GAME-BY-GAME STATS

Date	Opponent	Snaps	Hit	Ast	Tot	TFL	Int	PBU
9-3	at Auburn					DNP		
9-10	Troy	9	0	0	0			
9-17	SC State	37	4	3	7			
9-22	at Georgia Tech	0	0	0	0			
10-1	Louisville	0	0	0	0			
10-7	at Boston College	18	1	0	1			
10-15	NC State	0	0	0	0			
10-29	at Florida State	0	0	0	0			
11-5	Syracuse	29	3	1	4			
11-12	Pittsburgh	0	0	0	0			
11-19	at Wake Forest					DNP		
11-26	South Carolina	13	1	1	2	0.5-2		
12-3	Virginia Tech	0	0	0	0			
12-31	Ohio State	9	0	1	1			1
1-9	Alabama	0	0	0	0			
<b>Totals</b>		<b>115</b>	<b>9</b>	<b>6</b>	<b>15</b>	<b>0.5-2</b>	<b>0-0</b>	<b>0</b>

### MULLEN CAREER STATS

Year	G-S	Snaps	Hit	Ast	Tot	TFL	Sacks	Int	QP	PBU	CF-RF
2016	13-0	115	9	6	15	0.5-2	0-0	0-0	1	1	0-0



## TANNER MUSE

**S • 6-2 • 220 • \*So. • 1VL**  
Belmont, N.C.  
South Point High School

Red-shirt freshman who looks to move into starting strong safety position in 2017 ... was an integral part of Clemson's special teams in 2016.

**2016:** Shared Special Teams Defensive Player of the Year honors with Chad Smith ... had 24 tackles in 106 snaps (15 games) ... tied Smith for team lead with 10 special teams tackles ... posted five tackles, including a special teams stop, in 37 snaps against SC State ... had special teams stop in win over Louisville ... saw eight snaps of action at Boston College, with two tackles ... special teams player-of-the-game against Syracuse with two tackles in coverage ... returned first career interception for a touchdown in the same game, Clemson's first freshman to earn a "pick six" since Wayne Simmons at Florida State in 1989 ... had two special teams tackles at Wake Forest ... had five tackles in 20 snaps, including one on special teams, against South Carolina ... played seven snaps at safety and posted two tackles, including one on special teams, against Alabama in the National Championship Game.

**2015:** Redshirted.

**Before Clemson:** No. 17 player in North Carolina by Rivals.com ... had eight interceptions in his last three seasons ... had 150 tackles and four interceptions along with 1,292 yards on 90 carries, including six 100-yard rushing games, and seven receptions for 150 yards as a senior ... first-team all-state as a defensive player ... Shrine Bowl selection ... had 47 tackles along with 400 rushing yards and five touchdowns as a junior ... hit .474 with five homers and 33 RBIs as a junior center fielder, and .380 as a senior when his team advanced to the second round of the state tournament ... coached by Mickey Lineberger ... recruited by Dan Brooks and Mike Reed.

**Personal:** Majoring in parks, recreation & tourism management ... born Sept. 6, 1996.

### MUSE 2016 GAME-BY-GAME STATS

Date	Opponent	Snaps	Hit	Ast	Tot	TFL	Int	PBU
9-3	at Auburn							
9-10	Troy	0	0	0	0			
9-17	SC State	37	5	0	5			1

9-22	at Georgia Tech	0	0	0	0			
10-1	Louisville	0	1	0	1			
10-7	at Boston College	8	2	0	2			
10-15	NC State	0	0	0	0			
10-29	at Florida State	0	0	0	0			
11-5	Syracuse	26	3	1	4			1-64
11-12	Pittsburgh	2	0	0	0			
11-19	at Wake Forest	5	3	1	4			
11-26	South Carolina	20	4	1	5			
12-3	Virginia Tech	0	0	1	1			
12-31	Ohio State	1	0	0	0			
1-9	Alabama	7	1	1	2			
<b>Totals</b>		<b>106</b>	<b>19</b>	<b>5</b>	<b>24</b>	<b>0-0</b>	<b>1-64</b>	<b>0</b>

### MUSE CAREER STATS

Year	G-S	Snaps	Hit	Ast	Tot	TFL	Sacks	Int	QP	PBU	CF-RF
2016	15-0	106	19	5	24	0-0	0-0	1-64	0	1	0-0



## DORIAN O'DANIEL

**LB • 6-1 • 215 • \*Sr. • 3VL**  
Onley, Md.  
Our Lady of Good Counsel High School

Will play his final season as a graduate, after earning his undergraduate degree in August 2017 ... had an outstanding spring and received mention from Brent Venables throughout the spring ... listed as a starting strong side linebacker entering August camp ... senior who has been one of Clemson's best special teams performers, and moved into starting linebacker role in 2016 ... has 116 tackles, including 15.5 for loss and 3.5 sacks, in 641 snaps in 40 games (11 starts) ... has 37 career tackles on special teams alone ... has 26 career tackles in three games against Georgia Tech; each of his top-three tackle games have come against Georgia Tech.

**2016:** Had 60 tackles in 479 snaps over 15 games (12 starts) ... included 10 tackles for loss and 2.5 sacks ... had an interception and caused fumble as well ... logged a tackle for loss in the season opener at Auburn ... posted first career interception in win over Troy ... had sack and additional tackle for loss against Georgia Tech, a big reason the Tigers held the Yellow Jackets to just 124 total yards ... posted four tackles in win over No. 3 Louisville ... had half of a sack, a pass breakup and quarterback pressure in 33 snaps at Boston College ... posted seven tackles, including one for loss, in road win over No. 12 Florida State ... had a tackle for loss against Syracuse ... had a strip sack in loss to Pittsburgh, his first caused fumble of the season ... notched a tackle for loss at Wake Forest ... had half a tackle for loss in 37 snaps against South Carolina ... had a tackle for loss against Ohio State in Fiesta Bowl.

**2015:** Had 32 tackles, including 5.5 tackles for loss, in 181 snaps (15 games) ... team leader with 19 special teams tackles ... notched pair of special teams stops against Appalachian State ... had first tackle for loss of the season at Louisville ... came off the bench to earn a share of defensive player-of-the-game honors in the win over Georgia Tech ... posted three tackles for loss in that contest ... named special teams player-of-the-game by Clemson coaches at Miami ... two special teams tackles in win over NC State ... special teams player-of-the-game versus Wake Forest with a pair of tackles in coverage ... had three special teams tackles at South Carolina ... had a coverage tackle in the ACC Championship Game against North Carolina ... tallied three total tackles, including two on special teams, in the Orange Bowl win over Oklahoma.

**2014:** Had 31 tackles, one tackle for loss, one sack and one caused fumble in 87 snaps over 12 games (one start) ... had a team-high 13 special teams tackles ... played one snap on defense and had a team-high four special teams tackles against SC State on Sept. 6 ... had three tackles in 17 snaps against NC State on Oct. 4 ... had three tackles, including two special teams tackles, in two snaps against Louisville on Oct. 11 ... had a team-high 10 tackles, one sack and a caused fumble in 41 snaps at No. 23 Georgia Tech on Nov. 15; named team co-defensive player-of-the-game ... had five tackles in 21 snaps against Georgia State on Nov.



# VETERAN BIOS

22; it was his first career start ... had two tackles in five snaps against No. 24 Oklahoma in the Russell Athletic Bowl on Dec. 29; named team special teams player-of-the-game.

**2013:** Redshirted ... No. 15 signee in the ACC in the preseason by Lindy's ... No. 18 signee in the ACC in the preseason by Athlon.

**Before Clemson:** Rated as the No. 40 player in the nation by Rivals.com ... No. 102 player in the nation by 247Sports.com, No. 46 by PrepStar and No. 112 by ESPN ... played in the U.S. Army All-American game ... No. 6 outside linebacker in the nation by Rivals.com, No. 8 by ESPN, No. 11 by Scout.com and No. 13 by 247Sports.com ... No. 16 outside linebacker in the nation by MaxPreps ... No. 3 player in Maryland by 247Sports.com and ESPN ... member of the top-150 Dream Team by PrepStar ... played running back and linebacker ... first-team all-state and all-conference as a running back ... named Montgomery Sentinel Offensive Player-of-the-Year and Gazette Montgomery County Player-of-the-Year as a senior ... named to the 75th Pigskin Club of Washington All-Metropolitan first team and Washington Post All-Met first team ... contributed to four straight conference championships ... had 1,307 yards on 190 carries and 18 touchdowns in 10 games as a senior ... had a season-high 325 yards on 24 carries in a Sept. win ... had 33 tackles and two sacks on defense as a senior ... had 897 yards on 127 carries and five touchdowns as a junior ... had 38.5 tackles, 16.5 tackles for loss and five sacks as a junior ... had 560 rushing yards and eight touchdowns as a sophomore ... first Tiger signee from the state of Maryland since 1991 (Jeff Fortner) ... coached by Kevin McFadden at Our Lady of Good Counsel High School ... recruited by Jeff Scott and Brent Venables.

**Personal:** Majoring in parks, recreation & tourism management ... born Sept. 4, 1994.

## O'DANIEL 2016 GAME-BY-GAME STATS

Date	Opponent	Snaps	Hit	Asst	Tot	TFL	Sacks	Int
9-3	at Auburn	*13	3	1	4	1.5-3		
9-10	Troy	*18	3	1	4			1-1
9-17	SC State	*21	1	0	1			
9-22	at Georgia Tech	*56	7	1	8	2-8	1-7	
10-1	Louisville	*26	4	1	5			
10-7	at Boston College	33	4	3	7	0.5-6	0.5-6	
10-15	NC State	11	0	0	0			
10-29	at Florida State	*23	6	1	7	1-1		
11-5	Syracuse	22	3	0	3	1-3		
11-12	Pittsburgh	*53	6	1	7	1.5-3	1-2	
11-19	at Wake Forest	*54	4	0	4	1-7		
11-26	South Carolina	*37	2	0	2	0.5-2		
12-3	Virginia Tech	*6	1	0	1			
12-31	Ohio State	*51	2	0	2	1-2		
1-9	Alabama	*55	4	1	5			
Totals		479	50	10	60	9-33	2.5-15	1-1

\* - start; had a caused fumble against Pittsburgh.

## O'DANIEL CAREER STATS

Year	G-S	Snaps	Hit	Asst	Tot	TFL	Sacks	Int	QB	PB	CF	RF
2014	12-1	87	26	5	31	1-10	1-10	0-0	0	0	0	1-0
2015	15-0	181	27	5	32	5.5-27	0-0	0-0	0	1	0	0-0
2016	15-12	479	50	10	60	10-35	2.5-15	1-1	6	1	1	1-0
Totals	42-13	747	103	20	123	16.5-72	3.5-25	1-1	6	2	2	2-0



## DIONDRE OVERTON

WR • 6-5 • 200 • So. • 1VL  
Greensboro, N.C.

Walter Hines Page High School

Reserve receiver behind Deon Cain entering August camp ... caught two passes for 22 yards in the 2017 Spring Game, but one of the catches was a 22-yard scoring reception from Hunter Johnson ... tall, athletic wide receiver who has a bright future.

**2016:** Had two receptions for 48 yards and a touchdown in 107 snaps (eight games) ... made most of first career reception, hauling in a 45-yard touchdown catch from Nick Schuessler in win over SC State ... played 22 snaps against Syracuse ... had three-yard catch in 19 snaps versus South Carolina.

**Before Clemson:** Rated among the top 150 players in the nation by ESPN ... he is No. 135 overall, sixth-

best in the state of North Carolina and 18th-best wide receiver in the nation by ESPN ... rated the No. 196 overall prospect by 247 Sports, No. 234 by Rivals and No. 231 by Scout ... eighth-best player in state of North Carolina by Rivals ... played in the Semper Fidelis All-American Bowl ... played in the Shrine Bowl for North Carolina ... had terrific senior year with 78 catches for 1,251 yards and 15 touchdowns ... also had a rushing touchdown for 16 total touchdowns ... also had seven interceptions on defensive side and 34 total tackles ... as a junior had 31 receptions for 577 yards and four scores, an average of 18.6 yards per catch ... also a starter in basketball, where he averaged 14.6 points, 6.2 rebounds and 4.4 assists per game as a junior ... played his high school football for Kevin Gillespie ... selected Clemson over offers from Tennessee, South Carolina, NC State and North Carolina ... recruited by Robbie Caldwell and Jeff Scott.

**Personal:** Majoring in sports communication ... born April 19, 1998.

## OVERTON 2016 GAME-BY-GAME STATS

Date	Opponent	Snaps	Rec	Yds	Avg	TD	LG
9-3	at Auburn						DNP
9-10	Troy	6	0	0	--	0	--
9-17	SC State	25	1	45	45.0	1	45
9-22	at Georgia Tech	5	0	0	--	0	--
10-1	Louisville						DNP
10-7	at Boston College	14	0	0	--	0	--
10-15	NC State						DNP
10-29	at Florida State						DNP
11-5	Syracuse	22	0	0	--	0	--
11-12	Pittsburgh						DNP
11-19	at Wake Forest	6	0	0	--	0	--
11-26	South Carolina	19	1	3	3.0	0	3
12-3	Virginia Tech						DNP
12-31	Ohio State	10	0	0	--	0	--
1-9	Alabama						DNP
Totals		107	2	48	24.0	1	45

## OVERTON CAREER STATS

Year	G-S	Snaps	Rec	Yds	Avg	TD	LG	Car	Yds	TD	LG
2013	8-0	107	2	48	24.0	1	45	0	0	0	--



## SETH PENNER

OG • 6-3 • 320 • \*So. • 1VL  
Naples, Fla.

First Baptist Academy

Reserve offensive guard who earned a letter on Clemson's 2016 National Championship team ... third-team guard entering August camp ... one of the few walk-ons to earn a letter as an underclassman in 2016 ... original walk-on.

**2016:** Played in three games as a redshirt freshman ... appeared against SC State for a total of 15 snaps, grading 87 percent ... played six snaps in win over Syracuse ... appeared in five plays against South Carolina.

**2015:** Did not appear in a game.

**Before Clemson:** Lettered at First Baptist Academy.

**Personal:** Majoring in agricultural mechanization and business ... born Nov. 11, 1996.



## NYLES PINCKNEY

DT • 6-1 • 295 • \*Fr. • RS  
Beaufort, S.C.

Whale Branch Early College High School

Second-team defensive tackle behind Dexter Lawrence entering fall practice...enrolled at Clemson in January of 2016

**2016:** Redshirted

**Before Clemson:** Rated as high as the No. 79 prospect in the nation by Tom Lemming ... rated as No. 196 prospect in the nation and the No. 2 overall prospect in South Carolina by Rivals ... rated No. 261 in the nation and No. 4 player in South Carolina by ESPN ... had outstanding senior year with 72 tackles, 20 tackles for loss, four sacks, six caused fumbles, three recovered fumbles, two blocked punts and two defensive touchdowns in 2015 ... named the Beaufort Gazette's

All-Area Defensive Player of the Year ... had 98 tackles, 27 tackles for loss, nine sacks, blocked three field goals, 10 forced fumbles and eight fumble recoveries as a junior ... had 91 tackles, 16 tackles for loss and seven sacks as a sophomore ... played his high school football for Jerry Hatcher at Whale Branch High School ... recruited by Tony Elliott and Dan Brooks.

**Personal:** Majoring in justice studies ... born June 5, 1998.



## SEAN POLLARD

OT • 6-5 • 315 • So. • 1VL

Jackson Springs, N.C.

Pinecrest High School

In a battle with Tremayne Anchrum for starting position at right tackle entering August practice ... named to the Academic Honor Roll in 2016-17 ... enrolled in January 2016 and was a major factor for the Tiger offense after starting the last half of the season at right tackle.

**2016:** Shared offensive Rookie of the Year honors with fellow tackle Tremayne Anchrum ... had 14 knockdown blocks in 584 snaps over 12 games (seven starts), allowing just 2.5 sacks ... appeared in first collegiate game against Troy, logging 11 snaps with an 82 percent grade ... played 32 snaps against SC State and graded 85 percent with a knockdown ... played 15 snaps at Boston College ... logged 25 snaps in the road win over No. 12 Florida State, grading 88 percent ... made first career start against Syracuse, responding with 81 percent grade on 57 snaps ... played all 98 snaps against Pittsburgh and graded 89 percent, with four knockdowns ... graded 89 percent with two knockdowns in 64 plays at Wake Forest ... graded 90 percent with a knockdown in 60 snaps of win over South Carolina ... posted 83 percent grade in 70 snaps against Virginia Tech ... played 53 snaps in the Fiesta Bowl win over Ohio State, logging two knockdown blocks ... tallied two knockdowns in 95 snaps against Alabama in National Championship Game.

**Before Clemson:** Rated among the top 200 players nationally ... rated as the No. 129 overall player by Scout ... listed No. 173 by ESPN and 177 by Rivals ... 10th-best prospect in North Carolina by ESPN and No. 11 by Rivals ... 10th-best prospect at his position by ESPN ... first-team AP all-state in 2014 and 2015 ... invited to The Opening in Oregon in summer prior to senior year ... played in the Semper Fidelis All-American Bowl ... first-team all-conference in 2014 and 2015 ... helped his 2014 team to 11-3 record ... narrowed his school choices to Clemson, Duke, Miami and North Carolina ... played his high school football for Chris Metzger ... recruited by Robbie Caldwell.

**Personal:** Majoring in history ... born March 27, 1998.



## CORNELL POWELL

WR • 6-0 • 200 • So. • 1VL

Greenville, N.C.

J.H. Rose High School

Talenter receiver who is listed as second team behind Ray-Ray McCloud entering August camp ... had four catches for 45 yards in the 2017 Spring Game ... saw plenty of action as a first-year freshman in 2016.

**2016:** Had 12 receptions for 87 yards (nine games) ... appeared in first collegiate game against Troy, recording a five-yard reception in 19 snaps ... caught three passes in 42 snaps against SC State ... snagged five passes for 44 yards at Georgia Tech in big road win ... caught two balls for 15 yards at Boston College ...



# VETERAN BIOS

saw six snaps at Wake Forest ... had 11-yard reception in 24 snaps versus South Carolina.

**Before Clemson:** Rated as the No. 36 overall player in the nation by Rivals ... fourth-best player in the state of North Carolina ... rated No. 153 overall by Prep Stars ... had outstanding game in the Shrine Bowl for North Carolina with 264 all-purpose yards and two scores ... had 4-54 receiving and a touchdown, and had 4-203 on kickoff returns, including a 99-yard return for a touchdown ... that was no surprise to anyone as Powell had a touchdown on a kickoff return in each of the first three games of the 2015 season ... had incredible senior year, leading Rose High School to a 12-3 record and berth in the state championship ... had 65 receptions for 1,557 yards and 25 touchdowns ... also had 23 rushes for 249 yards and five scores, he averaged 11 yards per rush ... in terms of returns, had 21 kickoff returns for 754 yards and four scores, a 36-yard average ... had 10 punt returns for 353 yards and four scores, a 35.3 average ... overall, had 38 touchdowns in 2015, 25 receiving, five rushing, and eight on kick returns ... first-team all-state as a junior and senior ... had 67 receptions for 1,248 yards and 19 touchdowns in 2014 ... added 14-445 yards on kickoff returns for a 32-yard average ... had 23 total touchdowns ... in 2013, he had 47 catches for 1,228 yards and 21 touchdowns ... had 24 total touchdowns ... for his career, had 203 receptions for his 52 games for 4,301 yards and 68 touchdowns ... had 110 rushes for 828 yards and 13 touchdowns, he averaged 7.5 yards per rush ... had 1,200 kickoff return yards and 353 punt return yards ... was also a four-year letterman in basketball ... averaged 15 points per game as a freshman, 20.4 as a sophomore and 17.1 as a junior ... 55 percent field goal shooter for his career, while averaging 17.0 points and 7.8 rebounds per game ... had 1,310 career points and 604 career rebounds ... played football for David Wojtecki ... recruited by Dan Brooks and Jeff Scott.

**Personal:** Majoring in pre-business ... born April 19, 1998.

## POWELL 2016 GAME-BY-GAME STATS

Date	Opponent	Snaps	Rec	Yds	Avg	TD	LG
9-3	at Auburn			DNP			
9-10	Troy	19	1	5	5.0	0	5
9-17	SC State	42	3	10	3.3	0	10
9-22	at Georgia Tech	26	5	44	8.9	0	18
10-1	Louisville	4	0	0	--	0	--
10-7	at Boston College	28	2	15	7.5	0	8
10-15	NC State			DNP			
10-29	at Florida State			DNP			
11-5	Syracuse	6	0	0	--	0	--
11-12	Pittsburgh			DNP			
11-19	at Wake Forest	6	0	0	--	0	--
11-26	South Carolina	24	1	11	11.0	0	11
12-3	Virginia Tech			DNP			
12-31	Ohio State	23	0	0	--	0	--
1-9	Alabama			DNP			
<b>Totals</b>		<b>155</b>	<b>12</b>	<b>87</b>	<b>7.2</b>	<b>0</b>	<b>18</b>

## POWELL CAREER STATS

Year	G-S	Snaps	Rec	Yds	Avg	TD	LG	Car	Yds	TD	LG
2013	9-0	155	12	87	7.2	0	18	0	0	0	--



## CHANDLER REEVES

**OT • 6-7 • 280 • \*Fr. • RS**  
McDonough, Ga.  
Eagle's Landing Christian Academy

Tall offensive lineman who redshirted just the 2016 season.... looks to see some playing time at tackle his year.

**2016:** Suffered a knee injury in August camp and redshirted the season.

**Before Clemson:** Two-time Georgia all-state offensive lineman at Eagles Landing Christian School ... region lineman of the year in 2015 ... outstanding all-around athlete, he also plays on his high school tennis team ... all-state as a senior when he helped Eagles Landing to the State Championship and an 11-3 record ... they defeated Aquinas High School for the state title ... graded out at 92 percent or better in every game in 2015 and led the

team in pancake blocks (44) ... did not give up a sack all year ... played four years of high school football, he was a starter on the offensive line for three years ... all-state and all-region as a junior when he helped Eagles Landing to runner-up honors in the state ... played his high school football for Jonathan Gess ... recruited by Marion Hobby and Robbie Caldwell.

**Personal:** Only political science major on the Clemson team ... born Nov. 21, 1996.



## CHRIS REGISTER

**DE • 6-3 • 255 • \*Jr. • 1VL**  
Browns Summit, N.C.  
Dudley High School

Second-team defensive end behind Clelin Ferrell entering the 2017 season ... originally a linebacker for the Tigers, he made the switch to defensive end after his redshirt freshman season in 2014 ... has nine tackles in 146 career snaps (12 games).

**2016:** Had nine tackles in 142 snaps (11 games) ... had 1.5 tackles for loss ... saw six snaps late in the opening win over Auburn ... posted a pass breakup in 16 snaps against Troy ... played 32 snaps against SC State, with a tackle for loss and two pressures ... saw 15 snaps at Georgia Tech, contributing two tackles overall ... posted 13 snaps against Syracuse ... saw six snaps of action at Wake Forest ... had a tackle in 13 snaps against South Carolina.

**2015:** Battled injury much of the season, but saw his first action at Miami ... broke up a pass at the line of scrimmage in four snaps.

**2014:** Redshirted.

**Before Clemson:** Among the top-300 players in the nation by 247Sports.com and Scout.com ... No. 11 outside linebacker in the nation and No. 13 player in North Carolina by 247Sports.com ... No. 24 outside linebacker in the nation and No. 15 player in North Carolina by Rivals.com ... No. 28 outside linebacker in the nation by ESPN ... Offense-Defense All-American Bowl selection ... Shrine Bowl selection ... all-state by USA Today ... led Dudley High School to the state title and a 15-0 record as a senior ... had 111 tackles, seven sacks and five caused fumbles as a junior ... had 89 tackles and 8.5 sacks as a sophomore ... attended the same high school as former Tiger Jeff Davis ... coached by Steven Davis at Dudley High School ... recruited by Robbie Caldwell.

**Personal:** Majoring in sociology ... born Nov. 6, 1995.

## REGISTER CAREER STATS

Year	G-S	Snaps	Hit	Ast	Tot	TFL	Sacks	Int	QP	PBU	CF-RF
2015	1-0	4	0	0	0	0-0	0-0	0-0	0	1	0-0
2016	11-0	142	6	3	9	1.5-2	0-0	0-0	3	1	0-0
<b>Totals</b>	<b>12-0</b>	<b>146</b>	<b>6</b>	<b>3</b>	<b>9</b>	<b>1.5-2</b>	<b>0-0</b>	<b>0-0</b>	<b>3</b>	<b>2</b>	<b>0-0</b>



## HUNTER RENFROW

**WR/P • 5-11 • 180 • \*Jr. • 2VL**  
Myrtle Beach, S.C.  
Socastee High School

On the cover of Street & Smith Preseason College Football Magazine for 2017 ... ranked as the best player in the ACC under pressure by Street & Smith ... preseason fourth-team All-ACC by Athlon ... first-team wide receiver entering fall camp ... original walk-on who earned a scholarship in August 2015 has put together one of the great stories in Clemson history with four touchdowns in two National Championship games against Alabama ... caught game-winning touchdown with one second to play in the 2016 National Championship Game, giving Clemson its second title in history ... has 77 receptions for 987 yards and 11 touchdowns in 1,194 snaps over 26 career games (19 starts) ... 26 career receptions and four touchdowns in four College

Football Playoff appearances.

**2016:** Earned Hustle Award on offense, sharing the honor with Mitch Hyatt ... had 44 catches for 495 yards and six touchdowns in 635 snaps over 11 games (nine starts) ... made brilliant catch for a touchdown in the opener at Auburn, a 16-yard reception ... followed with another score in a fourth straight game, a brilliant 35-yard touchdown in the endzone against Troy ... broke a bone in his hand on the fall and missed the next four games ... returned against NC State, catching six passes for 53 yards ... posted five catches for 62 yards, with a touchdown, at Florida State ... caught critical third-down reception in the fourth quarter of Tigers' come from behind win ... posted seven catches for 77 yards against Pittsburgh ... notched 46 yards on two catches, one of which was a 15-yard touchdown, in ACC Championship Game versus Virginia Tech ... made spectacular diving 31-yard catch to set up his score ... had five grabs for 50 yards in Fiesta Bowl win over Ohio State ... posted career-best 10 receptions for 92 yards, with two second half touchdowns, in win over Alabama (most catches vs. the Tide since 2002) ... scored the final go-ahead touchdown with one second left on the clock.

**2015:** Fifth on the team with 33 receptions for 492 yards and five touchdowns ... appeared in 15 games, with 10 starts ... his 14.9 yards per catch figure was third-best on the team ... had two receptions for 29 yards in the season opener against Wofford ... posted three receptions against Appalachian State ... grabbed first career touchdown at Louisville to open Clemson's scoring, a 32-yard pass from Deshaun Watson ... caught key 24-yard pass that set up a touchdown in win over Notre Dame ... posted three catches for 40 yards against Boston College ... caught 57-yard touchdown pass at NC State and was Clemson's special teams player-of-the-game by coaches after recovering an onside kick late ... caught three passes for 22 yards in ACC Championship Game and recovered final onside kick by North Carolina to help secure the victory ... caught 35-yard touchdown pass in the Capital One Orange Bowl in the second half and finished with 4-59 against the Sooners ... earned co-player-of-the-game honors with Deshaun Watson after receiving two of his four touchdowns passes in National Championship Game against Alabama ... finished with seven grabs for 88 yards to lead all Tigers ... posted 11 catches for 147 yards and three scores in two College Football Playoff games.

**2014:** Redshirted.

**Before Clemson:** Lettered at Socastee High School ... father, Tim, played at Wofford and had an interception in 1981 ... standout baseball player ... No. 6 outfielder in South Carolina by Diamond Prospects.

**Personal:** Majoring in economics ... born Dec. 21, 1995.

## RENFROW 2015 GAME-BY-GAME STATS

Date	Opponent	Snaps	Rec	Yds	Avg	TD	LG
9-5	Wofford	24	2	29	14.5	0	25
9-12	Appalachian State	28	3	12	4.0	0	6
9-17	Louisville	26	1	32	32.0	1	32
10-3	Notre Dame	32	1	24	24.0	0	24
10-10	Georgia Tech	37	1	17	17.0	0	17
10-17	Boston College	*40	3	40	13.3	0	19
10-24	at Miami (Fla.)	*54	0	0	--	0	--
10-31	at NC State	*48	4	93	23.3	1	57
11-7	Florida State	*48	0	0	--	0	--
11-14	at Syracuse	*18	1	21	21.0	0	21
11-21	Wake Forest	*34	3	55	18.3	0	35
11-28	at South Carolina	*34	0	0	--	0	--
12-5	North Carolina	*76	3	22	7.3	0	9
12-31	Oklahoma	*53	4	59	14.8	1	35
1-11	Alabama	*55	7	88	12.6	2	31
<b>Totals</b>		<b>559</b>	<b>33</b>	<b>492</b>	<b>14.9</b>	<b>5</b>	<b>57</b>

\* - start

## RENFROW 2016 GAME-BY-GAME STATS

Date	Opponent	Snaps	Rec	Yds	Avg	TD	LG
9-3	at Auburn	46	3	27	9.0	1	16
9-10	Troy	*47	1	35	35.0	1	35
9-17	SC State			DNP			
9-22	at Georgia Tech			DNP			
10-1	Louisville			DNP			
10-7	at Boston College			DNP			
10-15	NC State	46	6	53	8.9	0	21
10-29	at Florida State	*65	5	62	12.4	1	20
11-5	Syracuse	*39	2	17	8.5	0	11
11-12	Pittsburgh	*78	7	77	11.0	0	25
11-19	at Wake Forest	*47	2	26	13.0	0	17



# VETERAN BIOS

11-26	South Carolina	*45	1	10	10.0	0	10
12-3	Virginia Tech	*63	2	46	23.0	1	31
12-31	Ohio State	*60	5	50	10.0	0	13
1-9	Alabama	*99	10	92	9.2	2	24
<b>Totals</b>		<b>635</b>	<b>44</b>	<b>495</b>	<b>11.2</b>	<b>6</b>	<b>35</b>

\* - start

## RENFROW CAREER STATS

Year	G-S	Snaps	Rec	Yds	Avg	TD	LG	Car	Yds	TD	PR	KOR
2015	15-10	559	33	492	14.9	5	57	0	0	0	3-0	1-6
2016	11-9	635	44	495	11.2	6	35	0	0	0	0-0	0-0
<b>Totals</b>	<b>26-19</b>	<b>1194</b>	<b>77</b>	<b>987</b>	<b>12.8</b>	<b>11</b>	<b>57</b>	<b>0</b>	<b>0</b>	<b>0</b>	<b>3-0</b>	<b>1-6</b>



## MILAN RICHARD

**TE • 6-3 • 260 • \*Jr. • 2VL**  
Savannah, Ga.  
Calvary Day School

First-team tight end entering August camp ... junior is a valuable blocker who has been a mainstay on special teams the past two seasons ... has played 172 career snaps over 30 games.

**2016:** Logged 144 snaps over 15 games ... had two knockdown blocks in 25 snaps against Troy ... posted two knockdowns and a nine-yard catch in win over SC State ... played 12 snaps at Georgia Tech ... saw 11 snaps in win at Boston College ... played 16 snaps against Syracuse ... logged 11 snaps against Pittsburgh ... played seven snaps at Wake Forest and 10 versus South Carolina.

**2015:** Played special teams for the Tigers in every game, primarily on the kickoff return unit ... saw the field for 13 snaps against Wofford ... earned three snaps in win over Boston College ... logged four snaps at Miami ... returned two pooch kicks for a total of 28 yards, including one in the National Championship Game against Alabama.

**2014:** Redshirted.

**Before Clemson:** Rated as the No. 191 player and No. 6 tight end in the nation and No. 16 player in Georgia by Rivals.com ... No. 195 player and No. 2 tight end in the nation by ESPN ... had 78 receptions for 1,243 yards and 12 touchdowns in his career at Calvary Day School ... first-team all-state as a junior and senior ... had 29 receptions for 502 yards and five touchdowns as a senior ... led his team to the state title game as a senior ... had 22 receptions for 341 yards and three touchdowns as a junior ... had 27 receptions for 400 yards and five touchdowns as a sophomore ... three-year basketball letterman ... coached by Mark Stroud at Calvary Day School ... recruited by Jeff Scott.

**Personal:** His father, Bill (hurdles), and mother, Veronica (sprints), were both All-Americans in track at Georgia ... his uncle, Herschel Walker, won the 1982 Heisman Trophy with Georgia ... majoring in communication ... born Jan. 23, 1996.

## RICHARD CAREER STATS

Year	G-S	Snaps	Rec	Yds	Avg	TD	LG	KOR
2015	15-0	28	0	0	--	0	0	2-28
2016	15-0	144	1	9	9.0	0	9	0-0
<b>Totals</b>	<b>30-0</b>	<b>172</b>	<b>1</b>	<b>9</b>	<b>9.0</b>	<b>0</b>	<b>9</b>	<b>2-28</b>



## JABRIL ROBINSON

**DE • 6-2 • 265 • \*Jr. • 2VL**  
Leland, N.C.  
North Brunswick High School

One of the many talented defensive linemen on the Clemson team ... had a strong Spring Game with six tackles, including a tackle for loss and half a sack ... led all defensive linemen in tackles in that game ... second-team defensive tackle behind Dexter Lawrence entering August practice ... has seen playing time as a reserve defensive tackle the last two seasons ... has 19 career tackles, including 2.5 for loss and 1.5 sacks, in 132 snaps over 12 games.

**2016:** Has five tackles in 65 snaps over six games ... notched a tackle in 19 snaps against SC State ...

had a tackle for loss and two quarterback pressures in 21 snaps against Syracuse ... played six snaps against Wake Forest ... logged seven snaps against South Carolina.

**2015:** Had 14 tackles, including a sack, in 66 snaps over six games ... notched a sack in his first career game against Wofford ... posted four stops against Appalachian State ... logged nine snaps against Georgia Tech ... had two tackles against Boston College.

**2014:** Redshirted.

**Before Clemson:** Shrine Bowl selection ... Offense-Defense All-American Bowl selection ... all-conference, all-county and all-area as a senior ... had a team-high 110 tackles, a team-high 27 tackles for loss and five sacks as a senior ... had 72 tackles, 20 tackles for loss, 12 sacks and two caused fumbles as a junior ... played basketball and ran track ... coached by Garry Bishop at North Brunswick High School ... recruited by Dan Brooks.

**Personal:** Majoring in parks, recreation & tourism management ... born Dec. 12, 1995.

## ROBINSON CAREER STATS

Year	G-S	Snaps	Hit	Asst	Tot	TFL	Sacks	Int	QP	PBU	CF-RF
2015	6-0	67	10	4	14	1-3	1-3	0-0	0	0	0-0
2016	6-0	65	3	2	5	1.5-9	0.5-5	0-0	2	0	0-0
<b>Totals</b>	<b>12-0</b>	<b>132</b>	<b>13</b>	<b>6</b>	<b>19</b>	<b>2.5-12</b>	<b>1.5-8</b>	<b>0-0</b>	<b>2</b>	<b>0</b>	<b>0-0</b>



## CONNOR SEKAS

**LB • 6-2 • 220 • Sr. • SQ**  
Vienna, Va.  
James Madison High School

Reserve senior linebacker entering August practice...walk-on who got into one game last year...senior walk-on...named to the Academic Honor Roll for

2016-17.

**2016:** Played in one game on special teams, the South Carolina State game.

**Before Clemson:** Played four years of football at James Madison High School in Virginia...played defensive end, linebacker and a little tight end...his team reached the state playoffs his junior year...honorable mention all-conference defender...also played two years of lacrosse to go with his four years of football.

**Personal:** On track to graduate in May with a degree in construction science and management with a minor in business...born August 5, 1996.



## ISAIAH SIMMONS

**S • 6-3 • 220 • \*Fr. • RS**  
Olathe, Kan.  
Olathe North High School

Versatile red-shirt freshman defender...listed as second-team safety behind Tanner Muse, but also capable of helping out at other positions...

**2016:** Redshirted.

**Before Clemson:** First-team all-state on both sides of the ball ... first-team all-state as a defensive back, but he had some great stats on offense as well ... had 92 tackles on defense and had 29 receptions for 994 yards and 13 touchdowns, an average of 34.3 yards per reception ... 2015 was his first year as a wide receiver on offense ... had a long touchdown catch of 82 yards ... had 23 rushes for 148 yards and two scores ... also had a 98-yard kickoff return for a score, his only return of the year, and a fumble return for a score ... had 17 total touchdowns as a senior ... helped his team to a 10-2 record in 2015 ... coached by Chris McCartney ... also outstanding in track, he was state champion in the long jump each in 2014 and 2015 with a career best of 23-8 ... chose Clemson over offers from Michigan, Nebraska, Missouri and Louisville ... recruited by Brent Venables.

**Personal:** Majoring in sports communication ... born July 26, 1998.



## JOHN SIMPSON

**OG • 6-4 • 315 • So. • 1VL**  
North Charleston, S.C.  
Fort Dorchester High School

Second-team offensive guard behind Taylor Hearn entering August camp ... sophomore offensive lineman who played both guard positions for the Tigers

in 2016.

**2016:** Had four knockdown blocks in 160 snaps over nine games ... allowed just one sack ... played 10 snaps in the win over Troy ... graded 91 percent with two knockdown blocks in 32 snaps against SC State ... played 24 snaps at Boston College, registering an 88 percent grade ... played 33 snaps against Syracuse ... logged seven snaps in game against Pittsburgh ... graded 87 percent in 15 snaps at Wake Forest ... played 26 snaps against South Carolina before suffering a foot injury ... saw 10 snaps of action in the Fiesta Bowl against Ohio State.

**Before Clemson:** Played in the U.S. Army All-American game in San Antonio ... rated No. 151 overall prospect in the country by 247 Sports ... listed No. 2 in South Carolina and No. 7 at his position by 247 Sports ... rated the No. 183 overall prospect in the nation by Scout, who also lists him No. 13 at his position ... an ESPN top 300 player, he is rated No. 232 overall, the second-best prospect in South Carolina and No. 14 at his position ... listed No. 3 prospect in the state by Rivals ... finalist for Mr. Football in South Carolina ... named Palmetto Lineman of the Year ... state champion in wrestling as a junior ... played for Steve LaPrad ... recruited by Tony Elliott and Robbie Caldwell.

**Personal:** Majoring in pre-business ... born Aug. 19, 1997.



## JAMES SKALSKI

**LB • 6-0 • 235 • So. • 1VL**  
Sharpsburg, Ga.  
Northgate High School

Reserve linebacker behind Kendall Joseph entering August practice ... named to the Academic Honor Roll for 2016-17 ... hard-hitting linebacker was

a valuable member of Clemson's special teams as a true freshman.

**2016:** Produced 14 tackles in 20 snaps in 14 games ... more than half (eight) of his tackles came on special teams ... appeared in first collegiate game at Auburn, registering a tackle ... special teams player of the game against Boston College, he had a tackle on kickoff coverage ... had four tackles, including two on special teams and one for loss, in nine active snaps against Syracuse ... tallied special teams stop at Wake Forest ... had two tackles on special teams in win over South Carolina ... assisted on a coverage tackle in the Fiesta Bowl win over Ohio State.

**Before Clemson:** Outstanding all-around athlete ... standout on the football field and the soccer field ... will leave Northgate High as the school's most decorated athlete ... named first-team all-state as a linebacker and second-team all-state as a punter ... Region 4-AAAAA Defensive Player of the Year ... named the MVP of the Newnan area ... led the team in tackles with 170, 33 of which were tackles for loss ... had 11 sacks, three caused fumbles, two caused fumbles and an interception ... had a pair of defensive touchdowns as well ... handled the punts and had over a 40-yard average ... also handled kickoffs and was second-team all-region kicker as well ... also running back at times for Northgate team that finished 12-2, most wins in school history ... also a three-year starter in soccer ... actually played football and soccer at the same time during the fall of 2013 ... played his high school football for Tommy Walburn ... selected Clemson over offers

# VETERAN BIOS

from Louisville and South Carolina ... recruited by Mike Reed and Brent Venables.

**Personal:** Tragically lost his father during the 2016 season and missed the NC State game to attend to his family, the only game he missed all year ... comes from an athletic family ... sister, Brenna, plays softball at Georgia State ... father played football for two years at Oklahoma ... majoring in communication ... born Feb. 2, 1998.

## SKALSKI CAREER STATS

Year	G-S	Snap	Hit	Ass	Tot	TFL	Sacks	Int	QB	PBU	CF	RF
2013	14-0	20	9	5	14	2-14	1-10	0-0	1	0	0-0	



## CANNON SMITH

**TE • 6-5 • 265 • \*Jr. • 2VL**  
Columbia, S.C.  
Hammond School

Tight end who is a mainstay on Clemson's special teams units ... has appeared in all 30 games the past two seasons.

**2016:** Had two catches for 25 yards in 38 snaps over 15 games ... posted first career catch against SC State on a 22-yard reception ... saw six snaps of action at Boston College ... played five snaps in win over Syracuse ... posted three-yard reception in five snaps against South Carolina.

**2015:** Logged 29 snaps over six appearances on offense ... saw seven snaps of action in the season opener against Wofford ... played four snaps against Boston College, in addition to his special teams duties ... logged six snaps at Miami ... made a special teams tackle at NC State.

**2014:** Redshirted.

**Before Clemson:** Rated as the No. 235 player and No. 7 tight end in the nation by Scout.com ... No. 237 player and No. 3 tight end in the nation by ESPN ... No. 284 player in the nation and No. 8 player in South Carolina by 247Sports.com ... No. 13 player in South Carolina by Rivals.com ... Offense-Defense All-American Bowl selection ... helped Hammond School to the Independent School State Championship game as a senior ... had 15 receptions for 300 yards and two touchdowns as a senior ... had 31 receptions for 460 yards and four touchdowns as a junior ... had 20 receptions for 394 yards and four touchdowns as a sophomore ... played basketball at Hammond School ... coached by Erik Kimrey at Hammond School ... recruited by Brent Venables.

**Personal:** His father, Bill, was a starting defensive end on Clemson's 1981 National Championship team; he was a four-year letterman (1977-79,81); started and had 10 tackles in Clemson's win over Nebraska in the 1982 Orange Bowl; he is on the Clemson Board of Trustees and won the 2013 Brian Dawkins Clemson Lifetime Achievement Award, which is presented to a former Tiger by Head Coach Dabo Swinney ... majoring in history ... born Jan. 25, 1995.

## CA. SMITH CAREER STATS

Year	G-S	Snap	Rec	Yds	Avg	TD	LG
2015	15-0	29	0	0		0	--
2016	15-0	38	2	25	12.5	0	22
<b>Totals</b>	<b>30-0</b>	<b>67</b>	<b>2</b>	<b>25</b>	<b>12.5</b>	<b>0</b>	<b>22</b>



## CHAD SMITH

**LB • 6-4 • 235 • \*So. • 1VL**  
Sterling, Va.  
Dominion High School

Had seven tackles in the 2017 Spring Game for the Orange team, second best on the squad that day ... linebacker who enrolled in January 2015 ... one of the most valuable players on special teams for the Tigers' 2016 National Championship team.

**2016:** Shared defensive special teams player of the year honors with Tanner Muse ... produced 19 tackles

in 20 snaps over 13 games ... matched Muse with a team-high 10 tackles on special teams ... had three tackles against SC State, including one on special teams ... named special teams player of the game at Georgia Tech after recovering a fumbled punt return ... had three tackles, including two on special teams, in win over No. 3 Louisville ... posted six tackles in only eight snaps at Boston College, including one that came on kickoff coverage ... shared special teams player of the game honors with Greg Huegel at Florida State, where he had two tackles on kickoff coverage ... posted special teams tackle against Pittsburgh ... blocked a punt at Wake Forest ... special teams player of the game against South Carolina after posting three tackles in coverage ... assisted on a special teams tackle against Virginia Tech.

**2015:** Redshirted.

**Before Clemson:** Played in the U.S. Army All-American Bowl ... No. 56 player and No. 6 linebacker in the nation and No. 2 player in Virginia by Rivals.com ... No. 179 player and No. 14 linebacker in the nation and No. 9 player in Virginia by 247Sports.com ... top-300 player and No. 19 linebacker in the nation and No. 10 player in Virginia by ESPN ... participated in The Opening, where he was rated as the No. 3 athlete after competition with the other 161 players ... played linebacker, safety, tight end and wide receiver ... had 90 tackles (15 for loss) as a senior ... had 118 yards on 19 carries, 24 receptions for 44 yards and seven touchdowns as a senior ... had 72 tackles (13 for loss), six sacks, five interceptions and three blocked field goals as a junior ... added 757 rushing yards and 12 touchdowns ... two-time all-state, all-region and all-conference selection ... coached by Karl Buckwalter ... recruited by Brent Venables.

**Personal:** Majoring in sports communication ... born April 16, 1996.

## CH. SMITH CAREER STATS

Year	G-S	Snap	Hit	Ass	Tot	TFL	Sacks	Int	QB	PBU	CF	RF
2016	13-0	20	11	8	19	0-0	0-0	0-0	0	0	0-0	



## SHAQ SMITH

**LB • 6-2 • 240 • \*Fr. • RS**  
Baltimore, Md.  
IMG (Fla.) Academy

Redshirt freshman linebacker who was leading tackler in the Spring Game with 10 stops.... will see action as reserve behind Kendall Joseph as a red-shirt

freshman...had a fine spring, he was the top tackler in one of the spring scrimmages....named to the Academic Honor Roll for 2016-17....enrolled in January of 2016

**2016:** Redshirted.

**Before Clemson:** Five-star linebacker prospect ... second-team USA Today All-American ... played in the Under Armour All-American game ... No. 1 prospect in Maryland and the No. 6 overall player in the nation according to Rivals.com ... rated the No. 1 outside linebacker, No. 5 player in Maryland and the No. 21 prospect nationally by ESPN ... rated the No. 17 overall prospect in the nation by Tom Lemming ... No. 28 prospect nationally by PrepStar ... had 89 tackles, four sacks, two forced fumbles and two fumble recoveries in the 2015 season ... played for IMG Academy in Florida in 2015 ... had those 89 tackles in just eight games ... IMG was 9-0 for the season ... had 15 tackles in a game twice, each of his last two games of the year ... had 79-yard fumble return against Bergen Catholic for a touchdown ... had double figures in tackles in four of the eight games ... had 111 tackles, 10 tackles for loss, four sacks and two interceptions in 2014 for St. Frances Academy in Maryland ... recruited by Brent Venables ... narrowed his college choices to Clemson, Auburn, and LSU ... played for Kevin Wright at St. Frances and Chris Weinke at IMG Academy ... recruited by Brent Venables and Mike Reed.

**Personal:** Majoring in parks, recreation & tourism management ... born March 26, 1997.



## VAN SMITH

**S • 5-11 • 195 • Jr. • 2VL**  
Charlotte, N.C.

William Amos Hough High School

Returning starter at free safety as he enters his junior year ... listed as a preseason third-team All-ACC selection by Phil Steele, and fourth-team by Athlon ...

most thrilling play so far was an 86-yard interception return against Ohio State, the longest interception return in Clemson history in a bowl game and fifth longest overall ... came along slowly as a freshman, but became a reliable starter and special teams contributor for the 2016 National Championship team ... has 130 tackles in 1,004 snaps over 29 games (15 starts).

**2016:** Second-team All-ACC (coaches) ... produced 114 tackles, third-most on the team, in 929 snaps over 15 games (15 starts) ... also had two interceptions, two caused fumbles and two pass breakups ... produced nine tackles in his first start, a win at Auburn ... logged game-high 14 tackles in win over Troy, with half of a tackle for loss as well ... notched first interception of the season on a trick play at Georgia Tech ... named co-defensive player of the game for the Tigers ... posted 14 tackles in win over Louisville, while playing 100 snaps ... tallied 13 stops in win at Boston College, with a forced fumble ... had nine tackles and a pass breakup in win over NC State ... notched four tackles in 43 snaps against Syracuse ... posted eight stops, including one for loss, in 74 snaps in loss to Pittsburgh ... had pair of special teams tackles against South Carolina, part of a seven-tackle effort ... added two more special teams stops against Virginia Tech ... notched second interception of the season in Fiesta Bowl win over Ohio State and returned it 86 yards, the fifth-longest return in school history and longest ever in a bowl game ... added nine stops against the Buckeyes.

**2015:** Posted 16 tackles, including one for loss, in 75 snaps over 14 games ... played on defense in five games ... played special teams the entire season, primarily as a member of the punt coverage unit ... four of his 16 tackles came on special teams ... earned 16 snaps at Miami and made the most of it with six tackles ... also had an interception and returned it 33 yards against the Hurricanes ... posted a special teams tackle at NC State ... had three tackles in 17 snaps against Wake Forest ... inserted into action after T.J. Green was called for targeting in the first half of the ACC Championship Game and responded with six tackles in 38 snaps.

**Before Clemson:** Led William Amos Hough High School to a 10-4 record as a senior ... No. 9 player in North Carolina by MaxPreps.com ... had 444 yards and 13 touchdowns on 66 carries as a senior ... had two kickoff returns for touchdowns, including a 95-yarder, as a senior; averaged 36.3 yards per kickoff return on 10 returns ... had 74 tackles and six interceptions as a senior ... played for West Mecklenburg High School from his sophomore to junior seasons ... had 1,114 rushing yards and 12 touchdowns and added four interceptions as a junior ... teammate of fellow signee Mark Fields ... coached by Miles Aldridge, a former Clemson assistant coach ... recruited by Danny Pearman.

**Personal:** Majoring in sports communication ... born Aug. 14, 1996.

## V. SMITH 2015 GAME-BY-GAME STATS

Date	Opponent	Snap	Hit	Ass	Tot	TFL	Int	PBU
9-5	Wofford	0	0	0	0			
9-12	Appalachian State	0	0	0	0			
9-17	at Louisville					DNP		
10-3	Notre Dame	0	0	0	0			
10-10	Georgia Tech	0	0	0	0			
10-17	Boston College	0	0	0	0			
10-24	at Miami	16	6	0	6	1-2	1-33	
10-31	at NC State	0	1	0	1			
11-7	Florida State	1	0	0	0			
11-14	at Syracuse	0	0	0	0			
11-21	Wake Forest	17	1	2	3			
11-28	at South Carolina	0	0	0	0			
12-5	North Carolina	38	6	0	6			
12-31	Oklahoma	3	0	0	0			
1-11	Alabama	0	0	0	0			
<b>Totals</b>		<b>75</b>	<b>14</b>	<b>2</b>	<b>16</b>	<b>1-2</b>	<b>1-33</b>	<b>0</b>



# VETERAN BIOS

## V. SMITH 2016 GAME-BY-GAME STATS

Date	Opponent	Snap	Hit	Ass	Tot	TFL	Int	PBU
9-3	at Auburn	*71	5	4	9	1.5-3		
9-10	Troy	*79	7	7	14	0.5-3		
9-17	SC State	*11	0	1	1	0.5-2		
9-22	at Georgia Tech	*56	2	1	3		1-8	
10-1	Louisville	*100	10	4	14			
10-7	at Boston College	*66	9	4	13	1-2		
10-15	NC State	*79	6	3	9	0.5-1		1
10-29	at Florida State	*73	6	2	8			1
11-5	Syracuse	*43	3	1	4			
11-12	Pittsburgh	*74	6	2	8	1-5		
11-19	at Wake Forest	*52	4	3	7			
11-26	South Carolina	*39	5	2	7			
12-3	Virginia Tech	*72	5	0	5			
12-31	Ohio State	*55	5	4	9	0.5-1	1-86	
1-9	Alabama	*59	3	0	3			
<b>Totals</b>		<b>929</b>	<b>77</b>	<b>37</b>	<b>114</b>	<b>5.5-17</b>	<b>2-94</b>	<b>2</b>

\* - start; had caused fumbles at Boston College and at Florida State.

## V. SMITH CAREER STATS

Year	G-S	Snap	Hit	Ass	Tot	TFL	Sacks	Int	QP	PBU	CF-RF
2015	14-0	75	14	2	16	1-2	0-0	1-33	0	0	0-0
2016	15-15	929	77	37	114	5.5-17	0-0	2-94	1	2	2-0
<b>Totals</b>	<b>29-15</b>	<b>1004</b>	<b>91</b>	<b>39</b>	<b>130</b>	<b>6.5-19</b>	<b>0-0</b>	<b>3-127</b>	<b>1</b>	<b>2</b>	<b>2-0</b>



## ALEX SPENCE

**PK • 6-1 • 195 • \*Jr. • SQ**  
Florence, S.C.  
West Florence High School

Reserve kicker entering the 2017 season ... named to the ACC Academic Honor Roll for 2016-17 ... recipient of the 2016 Danny Lee Ford Scholarship

Award.

**2016:** Kicked off three times in the 59-0 win over South Carolina State, with one touchback ... had a tackle on one of his two kickoffs in the game at Boston College ... had two kickoffs in the Syracuse game.

**2015:** Appeared in two games ... made his first career extra point in the opener against Wofford ... kicked off once in the game against Appalachian State.

**2014:** Redshirted ... ACC Academic Honor Roll member.

**Before Clemson:** Rated as the No. 34 kicker in the nation by ESPN ... Shrine Bowl selection ... was 14-17 on field goals and 36-37 on PATs as a senior ... AAAA Specialist-of-the-Year as a junior ... was 11-13 on field goals and averaged over 40 yards per punt as a junior ... coached by Trey Woodberry ... recruited by Danny Pearman.

**Personal:** Brother, Austin, is also a member of the Tiger football team and is challenging to be the starting long snapper in 2017 ... majoring in financial management ... born Nov. 4, 1995.



## WILL SPIERS

**P • 6-5 • 230 • \*Fr. • RS**  
Cameron, S.C.  
Calhoun Academy

Original walk-on.

**2016:** Did not appear in a game.  
**Before Clemson:** Lettered at Calhoun Academy as a quarterback and punter.

**Personal:** Son of former two-sport athlete and Clemson Hall of Famer Bill Spiers, who was starting punter in 1986 ... Bill is now a student coach at Clemson through the Tiger Trust program ... majoring in parks, recreation & tourism management.



## CADE STEWART

**OL • 6-3 • 290 • \*Fr. • RS**  
Six Mile, S.C.  
Daniel High School

Reserve offensive lineman who red-shirted last season.

**2016:** Redshirted.

**Before Clemson:** Two-year

starting lineman who helped Daniel High to 2014 state championship game ... rated No. 19 prospect in South Carolina by 247 Sports ... Shrine Bowl participant ... played for Randy Robinson ... recruited by Brent Venables.

**Personal:** Follows a long line of players from nearby Daniel High School to come to Clemson ... former Daniel players now in the NFL who went through Clemson include DeAndre Hopkins (Houston, Pro Bowler), Jarvis Jenkins (Chicago), DeShawn Williams (Cincinnati) and 2016 first-round draft choice Shaq Lawson ... majoring in construction science & management ... born Jan. 26, 1998.



## JACK SWINNEY

**WR • 5-8 • 160 • \*Sr. • SQ**  
Lawrenceville, Ga.  
Brookwood High School

Reserve senior walk-on receiver in his second year on the Clemson football team.

**2016:** Appeared in two games for 12 total plays...played seven snaps against South Carolina State and five against Syracuse...had one reception for the season.

**Before Clemson:** Played two years of high school football (2012 and 2013) at Brookwood High in Georgia...saw action at wide receiver and defensive back...team reached second round of playoff both years...

**Personal:** Nephew of Clemson Head Coach Dabo Swinney...studying history with a minor in youth development...on track to graduate in December of 2017...born Jan. 31, 1995.



## WILL SWINNEY

**WR • 5-9 • 180 • Fr. • HS**  
Clemson, S.C.  
Daniel High School

Original walk-on and son of head coach Dabo Swinney.

**In High School:** Top receiver for Daniel High School in Clemson, where he had 48 catches for 603 yards and six scores in 2016 ... led team in total receptions, yards and touchdowns ... had at least two receptions in every game in 2016 ... named all-region as a senior, he was team offensive MVP and one of the team captains ... had strong early-season game against rival Seneca High School with six receptions for 73 yards and a touchdown ... in win over Ninety Six, had career highs in receptions (7), yards (118) and touchdowns (2) ... had longest reception of the year on a 53-yard scoring catch against Wren ... had over 900 all-purpose yards including kick returns ... as a junior had 33 receptions for 420 yards and five touchdowns ... played four years of football, two years of basketball and four years of baseball ... played baseball at Daniel High School ... candidate to play slot receiver and serve as holder for the Tigers ... played receiver, cornerback and various positions on special teams, including holder at Daniel ... wore #16 at Daniel ... brother, Drew, also plays for the Lions ... played for Jeff Fruster.

**Personal:** Son of Clemson head coach Dabo Swinney.



## TREVION THOMPSON

**WR • 6-2 • 200 • \*Jr. • 2VL**  
Durham, N.C.  
Hillside High School

Reserve wide receiver behind Deon Cain entering August practice ... had 4-23 receiving, including a touchdown reception from Tucker Israel in the 2017 Spring Game ... named to the ACC Academic Honor Roll

in 2016-17 ... has been part of the regular rotation for the Tigers each of his first two years ... has 21 receptions for 223 yards and a touchdown in 654 snaps over 27 career games ... sustained an injury in the ACC Championship Game and missed the 2016 College Football Playoff.

**2016:** Produced 11 catches for 108 yards in 13 games, with a touchdown ... caught first career scoring grab against SC State, when he made two grabs for 16 yards ... posted 25-yard reception at Georgia Tech ... had key 15-yard catch in fourth quarter comeback win over No. 3 Louisville ... had one catch at Florida State ... had 15-yard reception against Syracuse ... had two grabs for 22 yards against South Carolina.

**2015:** Had 10 catches for 115 yards in 333 snaps over 14 games ... notched two catches for 17 yards in the win over Appalachian State ... had three catches for 47 yards against Georgia Tech ... posted a catch for seven yards in 58-0 win at Miami.

**2014:** Redshirted.

**Before Clemson:** Rated as the No. 73 player and No. 15 wide receiver in the nation by Scout.com ... No. 118 player and No. 17 wide receiver in the nation and No. 5 player in North Carolina by 247Sports.com ... No. 152 player and No. 20 wide receiver in the nation by ESPN ... No. 152 player and No. 22 wide receiver in the nation and No. 9 player in North Carolina by Rivals.com ... Shrine Bowl selection who led his team in receiving yards ... had 57 receptions for 987 yards and 14 touchdowns as a senior ... coached by Antonio King at Hillside High School ... recruited by Robbie Caldwell.

**Personal:** Majoring in parks, recreation & tourism management ... born Nov. 14, 1995.

## THOMPSON 2016 GAME-BY-GAME STATS

Date	Opponent	Snap	Rec	Yds	Avg	TD	LG
9-3	at Auburn	11	0	0	---	0	---
9-10	Troy	34	0	0	---	0	---
9-17	SC State	35	2	16	8.0	1	9
9-22	at Georgia Tech	25	1	25	25.0	0	25
10-1	Louisville	23	2	12	6.0	0	12
10-7	at Boston College	21	0	0	---	0	---
10-15	NC State	18	1	8	8.0	0	8
10-29	at Florida State	18	1	7	7.0	0	7
11-5	Syracuse	38	1	15	15.0	0	15
11-12	Pittsburgh	14	0	0	---	0	---
11-19	at Wake Forest	28	0	0	---	0	---
11-26	South Carolina	42	2	22	11.0	0	11
12-3	Virginia Tech	14	1	3	3.0	0	3
12-31	Ohio State				DNP		
1-9	Alabama				DNP		
<b>Totals</b>		<b>321</b>	<b>11</b>	<b>108</b>	<b>9.8</b>	<b>1</b>	<b>25</b>

## THOMPSON CAREER STATS

Year	G-S	Snap	Rec	Yds	Avg	TD	LG	Car	Yds	TD	Rush
2015	14-0	333	10	115	11.5	0	33	0	0	0	0-0
2016	13-0	321	11	108	9.8	1	25	0	0	0	0-0
<b>Totals</b>	<b>27-0</b>	<b>654</b>	<b>21</b>	<b>223</b>	<b>10.6</b>	<b>1</b>	<b>33</b>	<b>0</b>	<b>0</b>	<b>0</b>	<b>0-0</b>



## AMIR TRAPP

**CB • 5-8 • 160 • \*So. • 1VL**  
Clemson, S.C.  
Daniel High School

Reserve cornerback behind senior Marcus Edmond ... redshirted the 2015 season, but worked his way into game action as a freshman in 2016.

**2016:** Had four tackles in 36 snaps over three games ... played nine snaps, with a tackle, in debut against SC State ... posted three tackles in 20 snaps against Syracuse ... logged seven snaps against South Carolina.

**2015:** Redshirted.

**Before Clemson:** All-around player at nearby Daniel High School ... had 55 tackles, four interceptions and nine pass breakups along with a 22.7-yard average on 12 punt returns as a senior ... had two punt return touchdowns and 121 yards against Walhalla High School as a senior ... first-team all-state by High School Sports Report ... Shrine bowl selection ... coached by Randy Robinson ... recruited by Mike Reed.

**Personal:** Majoring in pre-business ... his father, James, was a defensive back at Clemson (1989-92); played 11 years in the NFL and won a Super Bowl



# VETERAN BIOS

Championship ring with the Ravens at the end of the 2000 season; won an Olympic gold medal with the 4x100 at the 1992 Olympics ... born Nov. 17, 1997.

## TRAPP CAREER STATS

Year	G-S	Snap	Hit	Ass	Tot	TFL	Sacks	Int	QP	PBU	CF-RF
2016	3-0	36	3	1	4	0-0	0-0	0-0	0	0	0-0



## NOLAN TURNER

S • 6-1 • 195 • \*Fr. • RS

Vestavia Hills, Ala.

Vestavia Hills High School


Reserve safety entering August practice...red-shirt freshman safety who had solid spring...had 24-yard interception return in the 2017 Spring Game and added

three tackles.

**2016:** Redshirted.

**Before Clemson:** Had 63 tackles and five interceptions as a safety as a senior ... also outstanding as a receiver, he caught four touchdown passes ... had a 63-yard touchdown reception in season opener ... had 10 tackles on defense and caught a touchdown pass in the second game of the 2015 season ... had pass deflection on last play of the game to clinch win over rival Hoover High ... had a touchdown reception in a state playoff victory as well ... helped his team to a 9-3 record and second round of the playoffs ... named honorable mention all-state as a defensive back by the Birmingham News ... played his high school football for Buddy Anderson ... also a member of the Vestavia Hills basketball team ... chose Clemson over offer from UAB ... recruited by Marion Hobby.

**Personal:** His late father, Kevin, played football with Dabo Swinney at the University of Alabama ... Kevin went on to play eight years in the NFL with New England and Philadelphia ... majoring in financial management ... born Nov. 29, 1997.



## K'VON WALLACE

DB • 6-0 • 190 • So. • 1VL

Richmond, Va.

Highland Springs High School

Active and versatile defensive player who had a good spring ... had 1.5 tackles for loss to lead the Orange team in the 2017 Spring Game ... looks to help

the Tigers at cornerback and nickel back, which he did in 2016 as a freshman ... named to the ACC Academic Honor Roll for 2016-17 ... impact contributor from the 2016 class, primarily on special teams ... one of team's most versatile defenders.

**2016:** Had six tackles and an interception in 109 snaps over 15 games ... played 18 snaps against Troy, with a tackle and quarterback pressure ... saw 22 snaps the following week versus SC State ... notched 20 snaps against NC State and capitalized with first career interception, with a tackle for loss as well ... played 15 snaps at Florida State ... had a tackle in 14 snaps against Pittsburgh.

**Before Clemson:** First-team all-state selection on both sides of the football by Virginia High School Sports League ... named as a wide receiver and a defensive back ... showed his abilities on both sides of the ball in Virginia AAAAA State Championship Game when he had five receptions for 99 yards and two touchdowns on offense and an interception in the endzone on defense ... his team finished 14-1 and won the state championship, the first for his school since 1961 ... had 718 receiving and 376 rushing yards ... scored 14 total touchdowns ... did most of his rushing as a Wildcat quarterback ... in third game of the 2015 season, played the position for most of the game and completed 3-7 passes for 86 yards and a score, and had five rushes for 114 yards and a score leading team to

31-14 win over Meadowbrook ... in addition to all-state recognition, named all-metro ... No. 4 overall player in Richmond area by Richmond Times Dispatch ... team was ranked No. 43 in the nation and No. 1 in Virginia by Max Preps in 2015 ... as a junior, had 17 receptions for 450 yards (26.5 yards per catch) and four touchdowns on offense, 27 tackles and an interception on defense ... also contributed 13 rushes for 166 yards and two scores ... team finished 11-1 as a junior ... also outstanding in track, he competed in the New Balance National High School Championships in New York City in March 2015 ... his strong senior year on the gridiron led to offers from Clemson and Ohio State in late January ... played for head coach Loren Johnson ... selected Clemson over offers from Michigan State, Pittsburgh and Ohio State ... recruited by Mike Reed.

**Personal:** Majoring in communication ... born July 25, 1997.

## WALLACE 2016 GAME-BY-GAME STATS

Date	Opponent	Snap	Hit	Ass	Tot	TFL	Int	PBU
9-3	at Auburn	0	0	0	0	0	0	0
9-10	Troy	18	1	0	1			
9-17	SC State	22	0	0	1			
9-22	at Georgia Tech	1	0	0	0			
10-1	Louisville	10	0	0	0			
10-7	at Boston College	0	0	0	0			
10-15	NC State	20	2	1	3	1-1	1-13	
10-29	at Florida State	15	0	0	0			
11-5	Syracuse	4	0	0	0			
11-12	Pittsburgh	14	1	0	1			
11-19	at Wake Forest	0	0	0	0			
11-26	South Carolina	4	0	0	0			
12-3	Virginia Tech	0	0	0	0			
12-31	Ohio State	1	0	0	0			
1-9	Alabama	0	0	0	0			
<b>Totals</b>		<b>109</b>	<b>4</b>	<b>2</b>	<b>6</b>	<b>1-1</b>	<b>1-13</b>	<b>1</b>

## WALLACE CAREER STATS

Year	G-S	Snap	Hit	Ass	Tot	TFL	Sacks	Int	QP	PBU	CF-RF
2016	15-0	109	4	2	6	1-1	0-0	1-13	0	1	0-0



## CHRISTIAN WILKINS

DL • 6-4 • 310 • Jr. • 2VL

Springfield, Mass.

Suffield (Conn.) Academy

First-team Preseason All-American according to Lindy's, Athlon and Phil Steele ... Athlon lists Wilkins and Dexter Lawrence as preseason first-team All-

Americans ... ranked as the top defensive tackle in the nation by Lindy's ... second-team preseason All-American by Street & Smith ... ranked as the No. 8 overall player in the nation by ESPN entering the 2017 season ... preseason first-team All-ACC by Athlon, Lindy's and Phil Steele ... named to the ACC Academic Honor Roll for the second time in 2016-17 ... on track to graduate in December ... one of the nation's most versatile defensive linemen, having started at end as a sophomore after playing tackle his first season ... one of Clemson's most popular players ... has 140 tackles, 17.5 for loss and 5.5 sacks in 1,159 career snaps over 30 games (16 starts).

**2016:** Nagurski Trophy finalist ... Bednarik Award semifinalist ... first-team All-American by AFCA, Football Writers Association and Phil Steele ... second-team All-American by SB Nation, Sporting News, USA Today and Walter Camp ... third-team All-American by the Associated Press ... second-team All-ACC (media, coaches) ... All-ACC Academic Team selection ... posted 56 tackles, 13 for loss and 3.5 sacks in 706 snaps over 15 games (15 starts) ... also had 20 quarterback pressures ... established Clemson record by a defensive end with 10 passes broken up ... started in place of Austin Bryant at Auburn and responded with 2.5 tackles for loss, a sack and a pass breakup ... defensive player of the game by the coaches ... had six tackles and two pass breakups against Troy, while recording a touchdown reception out of the Tigers' jumbo package ... first defensive lineman in Clemson history to score a touchdown out of an offensive formation ... had three-yard sack against SC State ... posted tackle for loss at Georgia Tech and was big reason the Tigers held Yellow

Jackets to just 124 total yards ... posted a tackle for loss and pass breakup in win over No. 3 Louisville ... returned successfully to his home state in the 56-10 win at Boston College; had eight tackles, including two for loss and a sack, in front of over 100 family and friends ... blocked a field goal and converted a fake punt for a first down with a 10-yard rush in win over NC State ... had 1.5 tackles for loss at Florida State ... had a tackle for loss in 39 snaps at Wake Forest ... had two pass breakups in win over South Carolina ... had a tackle for loss and recovered fumble against Ohio State in the Fiesta Bowl ... posted two pass breakups and three pressures against Alabama in the National Championship Game.

**2015:** First-team freshman All-American by CampusInsiders.com, Football Writers Association, Scout.com and Sporting News ... All-ACC Academic Team selection ... had 84 tackles, 4.5 tackles for loss and two sacks in 453 snaps over 15 games (one start) ... had 12 quarterback pressures and a caused fumble ... posted six tackles (one for loss) in his debut against Wofford ... his eight tackles included one behind the line of scrimmage against Appalachian State ... had 10 tackles at Louisville ... had five tackles, a sack and caused fumble in win over No. 6 Notre Dame ... had seven tackles and three pressures against Georgia Tech ... had seven tackles, including 0.5 for loss against Boston College ... had eight stops in win over Florida State ... notched second career sack against Wake Forest ... made a splash in the Capital One Orange Bowl by becoming Clemson's first defensive lineman in history to catch a pass when he hauled in a 31-yard reception on a fake punt to give the Tigers a spark in the opening half ... finished with 10 tackles against the Sooners in just 35 snaps.

**Before Clemson:** No. 21 player and No. 4 defensive tackle in the nation and No. 1 player in Connecticut by Rivals.com ... No. 24 player and No. 6 defensive tackle in the nation and No. 1 player in Connecticut by 247Sports.com (seventh-best signee entering the ACC) ... No. 32 player and No. 6 defensive tackle in the nation and No. 1 player in Connecticut by ESPN ... No. 39 player and No. 6 defensive tackle in the nation and No. 2 player in Connecticut by Scout.com ... had 253 tackles, 69.5 tackles for loss, 28.5 sacks and six recovered fumbles in 35 career games ... had 71 tackles, 22 tackles for loss, eight sacks and four caused fumbles as a senior ... had 57 tackles and 20 tackles for loss as a junior ... had 12 receptions for 209 yards and two touchdowns as a sophomore ... four-year letterman in basketball who averaged 19.9 points and 11.8 rebounds per game as a junior ... recruited by Dan Brooks and Brent Venables ... coached by Andrew Gamere.

**Personal:** Majoring in communication ... born Dec. 20, 1995.

## WILKINS 2015 GAME-BY-GAME STATS

Date	Opponent	Snap	Hit	Ass	Tot	TFL	Sacks	QP
9-5	Wofford	24	4	2	6	1-2		
9-12	Appalachian State	28	5	3	8	1-1		1
9-17	at Louisville	35	6	4	10			1
10-3	Notre Dame	41	4	1	5	1-8	1-8	1
10-10	Georgia Tech	26	4	3	7			3
10-17	Boston College	41	5	2	7	0.5-2		1
10-24	at Miami	19	5	2	7			1
10-31	at NC State	19	1	1	2			2
11-7	Florida State	31	6	2	8			
11-14	at Syracuse	*28	2	1	3			1
11-21	Wake Forest	26	2	1	3	1-6	1-6	
11-28	at South Carolina	27	4	0	4			
12-5	North Carolina	40	1	1	2			1
12-31	Oklahoma	35	6	4	10			
1-11	Alabama	33	2	0	2			
<b>Totals</b>		<b>453</b>	<b>57</b>	<b>27</b>	<b>84</b>	<b>4.5-19</b>	<b>2-14</b>	<b>12</b>

\* - start; Note: Had a caused fumble against Notre Dame.

## WILKINS 2016 GAME-BY-GAME STATS

Date	Opponent	Snap	Hit	Ass	Tot	TFL	Sacks	QP
9-3	at Auburn	*59	5	2	7	2.5-13	1-11	1
9-10	Troy	*63	3	3	6	0.5-3		1
9-17	SC State	*12	2	0	2	1-3	1-3	
9-22	at Georgia Tech	*43	4	1	5	1-4		2
10-1	Louisville	*79	6	1	7	1.5-10		3
10-7	at Boston College	*50	5	3	8	2-4	1-3	1
10-15	NC State	*54	3	0	3			3
10-29	at Florida State	*50	3	0	3	1.5-9	0.5-6	2
11-5	Syracuse	*35	0	2	2			2
11-12	Pittsburgh	*50	2	0	2	1-1		1
11-19	at Wake Forest	*39	3	1	4	1-3		
11-26	South Carolina	*28	1	0	1			
12-3	Virginia Tech	*52	0	2	2			1



# VETERAN BIOS

12-31	Ohio State	*40	4	0	4	1-2	
1-9	Alabama	*52	0	0	0		3
<b>Totals</b>		<b>706</b>	<b>41</b>	<b>15</b>	<b>56</b>	<b>13-52</b>	<b>3.5-23</b>

\* - start; Note: Had a receiving touchdown against Troy.


## WILKINS CAREER STATS

Year	G-S	Snaps	Hit	Ast	Tot	TFL	Sacks	Int	QP	PBU	CF-RR
2015	15-1	453	57	27	84	4.5-19	2-14	0-0	12	0	1-0
2016	15-15	706	41	15	56	13-52	3.5-23	0-0	20	10	0-2
<b>Totals</b>	<b>30-16</b>	<b>1159</b>	<b>98</b>	<b>42</b>	<b>140</b>	<b>17.5-71</b>	<b>5.5-37</b>	<b>0-0</b>	<b>32</b>	<b>10</b>	<b>1-2</b>



# GARRETT WILLIAMS

TE • 6-3 • 245 • Jr. • 2VL  
Orlando, Fla.  
The First Academy

 Tight end and fullback who is not on the preseason depth chart after suffering a torn ACL in the spring ... impact contributor his first two seasons as a blocker on offense and member of several special teams units ... has appeared in 30 games, with one start.

**2016:** Tallied one reception in 150 snaps over 15 games (one start) ... snagged first career reception against SC State, a 13-yard catch ... logged 14 snaps against Georgia Tech ... notched a tackle on kickoff coverage and played 12 snaps at Boston College ... played 17 snaps offensively in win over Syracuse ... plays 10 snaps at Wake Forest ... played 14 snaps versus South Carolina ... had eight-yard reception in the Fiesta Bowl win over Ohio State.

**2015:** Logged five tackles on special teams and appeared in all 15 games ... had 96 snaps to his credit. ... and appeared on offense in 14 of the 15 games ... major reason the Tiger rushing attack averaged over 200 yards per game ... saw 14 snaps in his first career game against Wofford, while also playing special teams ... notched first career tackle in the Appalachian State contest ... posted special teams tackle against Notre Dame ... notched two special teams tackles in win over Georgia Tech ... played 11 snaps offensively at Miami ... notched a tackle on kickoff coverage against Oklahoma ... had key block on Wayne Gallman's touchdown run in the National Championship Game against Alabama.

**Before Clemson:** No. 111 player in the nation and No. 18 player in Florida by Rivals ... No. 117 player in the nation by ESPN ... No. 186 player in the nation and No. 4 tight end by 247Sports.com ... coached by Leroy Kinard ... recruited by Danny Pearman and Jeff Scott.

**Personal:** His father, Dayne Williams, played for Florida State against Clemson in the famous 1988 "Pun-trooskie Game;" Dayne took the snap from center on the play, put the ball between the legs of the upback, Leroy Butler, who then raced down the sideline ... majoring in agricultural mechanization & business ... born Jan. 26, 1996.

## G. WILLIAMS 2016 GAME-BY-GAME STATS

Date	Opponent	Snap	Rec	Yds	Avg	TD	LG
9-3	at Auburn	*12	0	0	--	0	--
9-10	Troy	11	0	0	--	0	--
9-17	SC State	9	1	13	13.0	0	13
9-22	at Georgia Tech	14	0	0	--	0	--
10-1	Louisville	4	0	0	--	0	--
10-7	at Boston College	12	0	0	--	0	--
10-15	NC State	9	0	0	--	0	--
10-29	at Florida State	5	0	0	--	0	--
11-5	Syracuse	17	0	0	--	0	--
11-12	Pittsburgh	9	0	0	--	0	--
11-19	at Wake Forest	10	0	0	--	0	--
11-26	South Carolina	14	0	0	--	0	--
12-3	Virginia Tech	7	0	0	--	0	--
12-31	Ohio State	9	1	8	8.0	0	8
1-9	Alabama	8	0	0	--	0	--
Totals		150	2	21	13.0	0	13

### G. WILLIAMS CAREER STATS

Year	G-S	Snaps	Rec	Yds	Avg	TD	LG
2015	15-0	102	0	0	--	0	--
2016	15-1	150	2	21	10.5	0	13
<b>Totals</b>	<b>30-1</b>	<b>252</b>	<b>2</b>	<b>21</b>	<b>10.5</b>	<b>0</b>	<b>13</b>



## JALEN WILLIAMS

LB • 5-10 • 215 • Jr. • 2VL  
Columbia, S.C.  
Blythewood High School

Second-team linebacker behind Dorian O'Daniel entering fall practice ... versatile member of the Tiger linebacker corps ... has 39 tackles, 3.5 for loss, two sacks and an interception in 299 career snaps over 25 games (one start).

**2016:** Had 24 tackles and two pass breakups in 214 snaps over 10 games (one start) ... appeared in 34 snaps at Auburn, with two tackles ... recorded first career interception in win over Troy, while also posting six tackles ... made first career start against SC State, with five tackles in 39 snaps ... suffered sprained knee in only snap at Georgia Tech and missed the next three games ... returned against Florida State, logging eight snaps ... knocked down a pass in five snaps against Pittsburgh ... had a tackle in 11 snaps against South Carolina ... forced into action against Virginia Tech when Dorian O'Daniel was ejected for targeting on the seventh snap of the game ... amassed seven tackles, including one for loss, with a pass breakup in 56 snaps.

**2015:** Had 15 tackles, 2.5 tackles for loss and two sacks in 85 snaps over 15 games ... five of his tackles came on special teams ... posted three tackles in 23 snaps against Appalachian State ... notched first career sack at Miami and played 20 snaps against the Hurricanes ... posted a special teams tackle at NC State ... played over 30 snaps in win over Wake Forest, contributing six tackles, including 1.5 for loss.

**Before Clemson:** Originally signed with Clemson in 2014 ... No. 29 player in South Carolina by ESPN ... No. 34 player in South Carolina by 247Sports.com ... MVP of the victorious North team in the North-South All-Star game; he had six tackles ... had 186 tackles, 18 tackles for loss, one interception, six caused fumbles and six recovered fumbles in his career ... coached by Dan Morgan ... recruited by Brent Venables.

**Personal:** Majoring in psychology ... born June 4, 1996.

## J. WILLIAMS 2015 GAME-BY-GAME STATS

Date	Opponent	Snap	Hit	Ast	Tot	TFL	Sacks	QB
9-5	Wofford	11	1	1	2			
9-12	Appalachian State	23	2	1	3			
9-17	at Louisville	0	0	0	0			
10-3	Notre Dame	0	0	0	0			
10-10	Georgia Tech	0	0	0	0			
10-17	Boston College	0	0	0	0			
10-24	at Miami	20	2	0	2	1-6	1-6	
10-31	at NC State	0	1	0	1			
11-7	Florida State	0	0	0	0			
11-14	at Syracuse	0	0	0	0			
11-21	Wake Forest	31	4	2	6	1.5-13	1-12	
11-28	at South Carolina	0	0	0	0			
12-5	North Carolina	0	0	1	1			
12-31	Oklahoma	0	0	0	0			
1-11	Alabama	0	0	0	0			
Totals		85	10	5	15	2.5-19	2-18	0

## J. WILLIAMS 2016 GAME-BY-GAME STATS

Date	Opponent	Snap	Hit	Ast	Tot	TFL	Sacks	QP
9-3	at Auburn	34	2	0	2			
9-10	Troy	41	3	3	6			
9-17	SC State	*39	1	4	5			
9-22	at Georgia Tech	1	0	0	0			
10-1	Louisville				DNP			
10-7	at Boston College				DNP			
10-15	NC State				DNP			
10-29	at Florida State	8	0	0	0			
11-5	Syracuse	17	2	0	2			
11-12	Pittsburgh	5	1	0	1			
11-19	at Wake Forest	2	0	0	0			1
11-26	South Carolina	11	0	1	1			
12-3	Virginia Tech	56	6	1	7	1-2		
12-31	Ohio State				DNP			
1-9	Alabama				DNP			
<b>Totals</b>		<b>214</b>	<b>15</b>	<b>9</b>	<b>24</b>	<b>1-2</b>	<b>0-0</b>	<b>1</b>

## J. WILLIAMS CAREER STATS

Year	G-S	Snaps	Hit	Ast	Tot	TFL	Sacks	Int	QP	PBU	CF-RR
2015	15-0	85	10	5	15	2.5-19	2-18	0-0	0	0	0-0
2016	10-1	214	15	9	24	1-2	0-0	1-12	1	2	0-0
<b>Totals</b>	<b>25-1</b>	<b>299</b>	<b>25</b>	<b>14</b>	<b>39</b>	<b>3.5-21</b>	<b>2-18</b>	<b>1-12</b>	<b>1</b>	<b>2</b>	<b>0-0</b>



**RICHARD YEARGIN**

DE • 6-5 • 260 • \*Jr. • 2VL  
Lauderdale Lakes, Fla.  
University School of Nova Southeastern

 Defensive end who will not play in 2017 after suffering a neck injury in early June of 2017 ... looks to return in 2018 ... has been a steady reserve for the Tigers through two seasons ... has 29 career tackles (five for loss) in 336 snaps over 22 games.

**2016:** Had 14 tackles, including four for loss, in 189 snaps over 12 games ... totaled three tackles in 19 snaps at Auburn and three against Troy in 29 snaps ... had tackle for loss in 25 snaps against SC State ... posted tackle for loss and two quarterback pressures in 22 snaps of win over No. 3 Louisville ... had two tackles, including half of a tackle for loss, with a pass breakup in 34 snaps of the win over Syracuse ... shared a sack and posted 1.5 tackles for loss at Wake Forest ... missed final two games of the regular season with an injury.

**2015:** Posted 15 tackles and a sack in 147 snaps over 10 games ... also has one quarterback pressure ... played 19 snaps in his first collegiate game ... credited for three tackles in win over Appalachian State ... tallied six tackles in 21 snaps against Georgia Tech ... tallied 12 snaps against Boston College ... posted first career sack in 58-0 win at Miami ... played 17 snaps against Wake Forest ... also logged 17 snaps in the Capital One Orange Bowl, contributing a tackle.

**2014:** Redshirted.

**Before Clemson:** Rated among the top-300 players in the nation and No. 38 player in Florida by 247Sports.com ... No. 17 outside linebacker in the nation by Scout.com ... U.S. Army All-American ... Nike Opening selection ... first-team All-American by MaxPreps.com ... first-team all-state as a senior ... had 85 tackles, 21.5 tackles for loss and 15 sacks as a senior ... originally from South Carolina ... coached by Roger Harriott at University School of Nova Southeastern University ... recruited by Brent Venables.

**Personal:** Majoring in sports communication ... born Oct. 14, 1996.

## YEAR IN 2015 GAME-BY-GAME STATS

Date	Opponent	Snaps	Hit	Ast	Total	TFL	Sacks	QP
9-5	Wofford	19	0	0	0			
9-12	Appalachian State	28	3	0	3			
9-17	at Louisville				DNP			
10-3	Notre Dame				DNP			
10-10	Georgia Tech	21	3	3	6			
10-17	Boston College	12	1	0	1			1
10-24	at Miami	20	3	0	3	1-5	1-5	1
10-31	at NC State	4	0	0	0			
11-7	Florida State				DNP			
11-14	at Syracuse				DNP			
11-21	Wake Forest	17	1	0	1			
11-28	at South Carolina	5	0	0	0			
12-5	North Carolina				DNP			
12-31	Oklahoma	17	1	0	1			
1-11	Alabama	4	0	0	0			
Totals		147	12	3	15	1-5	1-5	2

## YEAR IN 2016 GAME-BY-GAME STATS

Date	Opponent	Snap	Hit	Ass	Tot	TFL	Sacks	QP
9-3	at Auburn	19	2	1	3			
9-10	Troy	29	3	0	3			
9-17	SC State	25	1	0	1	1-1		
9-22	at Georgia Tech	9	0	0	0			
10-1	Louisville	22	1	0	1	1-6		2
10-7	at Boston College	18	2	0	2			
10-15	NC State	3	0	0	0			
10-29	at Florida State	2	0	0	0			
11-5	Syracuse	34	2	0	2	0.5-1		1
11-12	Pittsburgh				DNP			
11-19	at Wake Forest	17	2	0	2	1.5-10	0.5-4	
11-26	South Carolina				DNP			
12-3	Virginia Tech				DNP			
12-31	Ohio State	5	0	0	0			
1-9	Alabama	6	0	0	0			
<b>Totals</b>		<b>189</b>	<b>13</b>	<b>1</b>	<b>14</b>	<b>4-18</b>	<b>0.5-4</b>	<b>3</b>

## YEAR IN CAREER STATS

Year	G-S	Snaps	Hit	Ast	Tot	TFL	Sacks	Int	QP	PBU	CF-RR
2015	10-0	147	12	3	15	1-5	1-5	0-0	2	0	0-0
2016	12-0	189	13	1	14	4-18	0.5-4	0-0	3	1	0-0
<b>Totals</b>	<b>22-0</b>	<b>336</b>	<b>25</b>	<b>4</b>	<b>29</b>	<b>5-23</b>	<b>1.5-9</b>	<b>0-0</b>	<b>5</b>	<b>1</b>	<b>0-0</b>

# ROOKIE BIOS



## MATT BOCKHORST

OL • 6-5 • 300 • Fr.  
Cincinnati, Ohio  
St. Xavier High School

**Before Clemson:** 2016 Under Armour All-American ... did not play senior season due to injury suffered at The Opening in Oregon on July 10 ... still listed as a top-200 prospect by many of the services for 2016 ... rated No. 157 in the nation by ESPN, they also list him No. 5 in the state of Ohio and No. 12 at his position nationally ... No. 240 prospect by 247 Sports and No. 245 by Scout ... No. 11 prospect in the state and No. 14 at his position by 247 Sports ... first team all-state as a junior ... a 4.0 student, he committed to Clemson on January 30, 2016 ... first Clemson signee from state of Ohio since Cole Stoudt in 2011 ... wore #77 at St. Xavier High School where he played for Steve Specht ... recruited by Robbie Caldwell ... born Jan. 27, 1999.



## CHASE BRICE

QB • 6-3 • 200 • Fr.  
Grayson, Ga.  
Grayson High School

**Before Clemson:** Led Grayson High School to state championship in 2016 and a 40-7 record as starting quarterback over the last four years ... national top-200 prospect by Rivals, regardless of position, he is rated No. 184 overall ... No. 16 in the state of Georgia and No. 10 at his position by Rivals ... No. 11 player in the nation at his position by 247 Sports ... No. 15 prospect at his position by ESPN ... led Grayson to 14-1 record and the AAAAAA state title as a senior ... team was ranked 10th in the final USA Today Top 25 ... just the second state title in school history ... had incredible senior year passing the ball, with 33 touchdown passes and only three interceptions ... completed 173 of 269 passes for 2,830 yards ... completion percentage was .643 and his passing efficiency was 190.9 ... completed 18-27 passes for 238 yards and three touchdowns in that state title game ... as a junior, led Grayson to the semifinals of the state playoffs and a 13-1 record ... threw for 2,703 yards and 29 touchdowns against just nine interceptions ... led team to 10-2 record as a sophomore, he completed 139-229 for 1,941 yards and 20 touchdowns ... started six games as a freshman as well ... for career, was 524-848 for 7,977 yards and 89 touchdowns against only 25 interceptions ... had 62 touchdowns versus 11 interceptions over last two years ... all-state, all-county and all-metro selection ... uncle, Mickey Conn, is a Clemson assistant coach ... wore #2 at Grayson, where he played for Jeff Herron in 2016 ... recruited by Brandon Streeter ... born Jan. 27, 1998.



## NOAH DeHOND

OL • 6-7 • 315 • Fr.  
Rochester, N.Y.  
Peddie (N.J.) School

**Before Clemson:** One of the largest signees in Clemson history, rated among the top players in the state of New Jersey ... top-10 prospect in the state by Max Preps (3rd), Rivals (9th), 247 Sports (10th) and ESPN (12th) ... No. 10 prospect in the region by Scout ... played at Peddie School his last two years ... all-state selection, helped team to a 6-2 record ... named all-conference and all-area ... team captain ... played at McQuaid Jesuit High in New York prior to Peddie ... played for Chris Malleo at Peddie, a former player at Northwestern ... wore #68 at Peddie ... chose Clemson over Alabama and North Carolina ... recruited by Robbie Caldwell ... born June 15, 1998.



## TRAVIS ETIENNE

RB • 5-11 • 210 • Fr.  
Jennings, La.  
Jennings High School

**Before Clemson:** Top-125 prospect by ESPN, he ranks No. 114 overall, is the No. 13 running back and No. 4 player in the state of Louisiana ... No. 8 prospect in the state by 247 Sports ... helped Jennings High to an 11-2 record in 2016 and third round of the state playoffs ... had incredible senior year, rushing for 2,459 yards on just 211 attempts, an 11.7 yards per rush figure ... had 35 rushing touchdowns and 39 total touchdowns ... had two receiving and two on kickoff returns ... produced 100-yard games 12 out of 13 contests ... that includes six games with at least 200 rushing yards ... had at least one touchdown in every game and multiple touchdowns in 10 games ... had season-high 18 rushes for 283 yards and three scores against Iota High School ... averaged 22 yards per rush and scored five touchdowns against Brusly High in a state playoff game ... averaged 40 yards per kickoff return on just six attempts for the year ... had 2,799 all-purpose yards as a senior and 39 touchdowns for 222 total points ... as a junior, had 2,938 rushing yards over just 11 games, 267 per game ... had 42 touchdowns ... added five catches for 134 yards, a 27-yard average ... had 11 kickoff returns for 342 yards as well ... for his career, had 7,518 rushing yards in 42 games, 179 per game ... had 103 rushing touchdowns ... added 18 receptions for 421 yards for his career ... had 22 kickoff returns for 822 yards, a 37-yard average ... had 115 total touchdowns and 8,864 total yards ... played for Rusty Phelps at Jennings High ... three-time all-district three years and All-Parish performer ... all-state in 2015 and state AAA MVP in 2015 ... his college decision came down to Clemson, LSU, Texas A&M and Tennessee ... first Clemson signee from Louisiana since Nick Watkins in 2003 ... wore #8 at Jennings in football and #13 in basketball ... recruited by Tony Elliott ... born Jan. 26, 1999.



## JUSTIN FOSTER

LB • 6-4 • 245 • Fr.  
Shelby, N.C.  
Crest High School

**Before Clemson:** National top-100 prospect according to ESPN, he played in the US Army All-Star Game in San Antonio, Texas ... rated as No. 73 overall prospect in the nation and No. 1 in the state of North Carolina by ESPN, who also has him as the fifth-best player at his position ... rated No. 152 in the nation by 247 Sports, third-best in North Carolina and No. 11 at his position ... No. 218 overall, No. 9 in the region and No. 15 at his position by Scout ... No. 6 prospect in the state and No. 18 at his position ... from the same area of North Carolina as 2016 All-American defensive tackle Carlos Watkins ... played for North Carolina in the Shrine Bowl in December 2016 ... started on Crest's AAA state championship teams of 2014 and 2015, the Chargers reached the playoffs again in 2016 ... played for coach Will Clark ... team finished 9-4 as a senior when Foster had a career-high 83 tackles, 14 for loss and six sacks ... as a junior, had 67 tackles, including 12 for loss in helping Crest to a perfect season ... had 10 tackles in the state championship game as a junior ... started as a sophomore and had 57 tackles, including seven for loss ... had 207 tackles and 33 tackles for loss his last three years of high school ... committed to Clemson on October 10 at halftime of his game ... also considered Notre Dame and Tennessee ... played basketball as well ... wore #35 in football and #44 in basketball ... recruited by Dan Brooks ... born Nov. 6, 1998.



## TEE HIGGINS

WR • 6-4 • 190 • Fr.  
Oak Ridge, Tenn.  
Oak Ridge High School

**Before Clemson:** Highest rated signee in Clemson's 2017 class according to ESPN, Scout and 247 Sports ... rated the No. 15 prospect in the nation by Rivals, No. 1 in Tennessee and No. 2 wide receiver in the nation ... rated No. 18 overall, including second among receivers and second in Tennessee according to ESPN ... rated the No. 19 prospect in the nation, No. 2 receiver and No. 3 in Tennessee by 247 Sports ... second-team USA Today All-American ... played in the Under Armour All-American game in Orlando, Fla. ... Mr. Football in Tennessee at the AAAAA level in 2015 and 2016 ... as a senior, had 68 receptions for 1,044 yards and 18 touchdowns ... added three scores on punt returns and one on an interception return ... that was an 89-yard return for a score ... helped his Oak Ridge High School team to a 9-3 record as a senior ... as a junior, had 46 receptions for 841 yards and 16 touchdowns ... helped team to an 11-3 record as a junior ... named AAAAA Back of the Year by the Tennessee Titans ... as a sophomore, helped team to undefeated season with 23 receptions for 387 yards and six scores ... started as a freshman, the first freshman to start at his high school since 2002 ... played for Joe Gaddis ... a finalist for Mr. Basketball in Tennessee as a junior ... committed to Clemson on July 4, 2016 ... wore #5 in football and basketball in high school ... one of the top basketball players in the state of Tennessee, he led his team to the Final Four of the state playoffs and was a finalist for Mr. Basketball in 2017 ... Knoxville Sentinel Male Athlete of the Year for 2016-17 ... chose Clemson over Tennessee, Ohio State, Florida State and Alabama ... recruited by Jeff Scott and Dan Brooks ... born Jan. 18, 1999.



## HUNTER JOHNSON

QB • 6-4 • 200 • Fr.  
Brownsburg, Ind.  
Brownsburg High School

Enrolled in January 2017.  
**Before Clemson:** Rated the top quarterback in the nation by ESPN ... best player in the state of Indiana, he was named Mr. Football in 2016 ... a 2016 Elite 11 quarterback, his highest prospect rating is No. 18 by Rivals, which also ranks him as the best player in Indiana and second-best quarterback in the nation ... top prospect in Indiana and No. 2 quarterback nationally by 247 Sports ... Most Valuable Player in the US Army All-American game ... invited to "The Opening" in Oregon ... completed 166-318 passes for 2,233 yards and 25 touchdowns as a senior ... also rushed for 525 yards and three scores ... had best game against Zionsville when he completed 21-33 passes for 302 yards and five scores ... had 105 rushing yards in a win over Westfield ... as a junior, completed 174-316 passes for 2,542 yards and 31 touchdowns in just 10 games ... had three games with at least five touchdown passes, including a win over Lawrence North when he was 25-38 for 445 yards and six scores ... as a sophomore, completed 122-226 for 1,434 yards and 10 scores ... for his career, completed 496-964 for 6,657 yards and 69 touchdowns ... also had 727 rushing yards, with 7,384 yards of total offense and 76 total touchdowns ... received IFCA and AP all-state honors as a junior and senior ... first Clemson signee from the state of Indiana on record ... wore #15 in high school ... coached by John Hart ... will challenge for playing time at quarterback in his first year ... completed five passes for 48 yards in the Spring Game, including a touchdown pass to Diondre Overton ... recruited to Clemson by Brandon Streeter ... born March 18, 1998.

# ROOKIE BIOS



## AMARI RODGERS

WR • 5-10 • 195 • Fr.  
Knoxville, Tenn.  
Knoxville Catholic High School

**Before Clemson:** Played in the Under Armour All-American Game in Orlando, Fla. ... national top-100 prospect by ESPN, rated No. 72 overall ... No. 4 in the state of Tennessee and No. 12 at his position by ESPN ... No. 104 by 247 Sports, seventh in the state and No. 15 at wide receiver ... named Mr. Football at the AAAA level in the state of Tennessee each of the last two years ... for his career, had 3,498 receiving yards and 47 touchdowns ... averaged 31 yards per reception as a senior when he had 40 catches for 1,238 yards and 18 scores ... played for Steve Mathews at Knoxville Catholic ... big play performer, he had 10 catches of 50 yards or more as a senior ... scored a touchdown on the team's first possession of the game on either a scrimmage play or return six times as a senior ... had seven 100-yard receiving games, including two with at least 200 yards as a senior ... had best game as a senior on his birthday, when he had eight catches for 251 yards and four scores ... as a junior, had 61 receptions for 1,570 yards and 23 touchdowns, a 25.7-yard average per catch ... gained 2,511 all-purpose yards as a junior ... also had 38 tackles on defense as a cornerback ... had a 93-yard punt return for a score as junior ... team finished with 11-3 record ... as a sophomore, had 25 catches for 407 yards and six scores ... committed to Clemson and assistant coach Jeff Scott on Valentine's Day 2016 ... son of former Tennessee quarterback Tee Martin, who led the Vols to the 1998 National Championship ... Martin is now an assistant coach at Southern California ... from same area as fellow signee Tee Higgins ... wore #3 in high school ... recruited by Jeff Scott and Dan Brooks ... born Sept. 23, 1999.



## LOGAN RUDOLPH

LB • 6-3 • 225 • Fr.  
Rock Hill, S.C.  
Northwestern High School

**Before Clemson:** Came to Clemson with good genes, his brother Mason is the starting quarterback at Oklahoma State and is rated among the top 50 players in the nation for 2017 by ESPN ... a top-200 prospect nationally by Scout, No. 197 overall, seventh-best in the state of South Carolina and No. 14 in the nation at his position ... No. 4 player in the state and No. 22 at his position by 247 Sports ... No. 8 prospect in the state by ESPN ... No. 7 in the state by Rivals ... played just two games in 2016, suffered torn labrum in second game of the year for Northwestern HS and was lost for the season ... had 11 tackles over the first two games as a starting defensive end ... in 2015 as a junior, helped Northwestern to a 14-1 record and state championship appearance ... had 60 tackles, including 24.5 for loss, 14.5 of which were sacks ... also had an interception, four caused fumbles and three fumble recoveries ... had four sacks vs. South Pointe and Nation Ford, his top two games of the year ... played for Kyle Richardson his first three years, Richardson is now a defensive analyst at Clemson ... as a junior, had eight catches for 110 yards and a score ... as a sophomore in 2014, had 20 receptions for 224 yards and a score ... as a freshman in 2013, had 22 catches for 168 yards and a score ... scored a TD in first career game as a freshman against South Aiken ... finished career with 50 catches for 502 yards and three scores ... committed to Clemson through a video while chopping wood on May 6, 2016 ... wore #4 at Northwestern ... played for David Pierce as a senior ... enrolled at Clemson in Jan. 2017 ... had a solid spring working at multiple defensive positions ... recruited by Jeff Scott and Brent Venables ... born April 14, 1998.



## BAYLON SPECTOR

LB • 6-1 • 220 • Fr.  
Calhoun, Ga.  
Calhoun High School

Enrolled in January 2017.  
**Before Clemson:** Played all over the field, including linebacker and quarterback for Calhoun High School in Georgia ... first-team all-state at the AAA level in 2016 by the Atlanta Journal-Constitution ... helped Calhoun High to an 11-3 record and to the second round of the state playoffs ... led the defense with 78 tackles ... as a quarterback in 2016, rushed for 788 yards and 13 touchdowns and passed for 483 yards and three scores ... had 63 tackles as a junior in 2015 and added 19 receptions for 378 yards and two scores ... as a sophomore, completed 25-38 passes for 447 yards and six scores ... had 71 tackles and an interception on defense ... threw a 40-yard touchdown pass on a double reverse for what proved to be the winning score in the state championship game victory ... that completed a 15-0 season ... played for Hal Lamb at Calhoun High ... knows his way around Clemson, he is a second generation Tiger ... his father, Robbie, was a receiver for the Tigers who lettered from 1988-90 ... Robbie played on Tiger teams that finished 10-2 all of those seasons, including the ACC Championship team of 1988 ... committed to Clemson on Aug. 15, 2015 ... wore #4 at Calhoun High School ... talented defensive player who enrolled at Clemson in January 2017 ... played in the Spring Game for the Orange team and had a tackle and a quarterback hurry ... recruited by Brent Venables ... born Oct. 20, 1998.



## A.J. TERRELL

DB • 6-2 • 180 • Fr.  
Atlanta, Ga.  
Westlake High School

**Before Clemson:** Highest rated signee among the 2017 signing class by any service, he is No. 13 overall and a five-star prospect in the nation by Rivals ... played in the Under Armour All-American game ... No. 2 at his position and in Georgia by Rivals ... rated No. 55 prospect in the nation by 247 Sports, sixth-best at his position and seventh-best in the state of Georgia ... rated No. 96 overall in the nation by Scout, which ranks him as the sixth-best player in the region and 10th-best at his position ... No. 106 prospect overall, No. 9 at his position and No. 15 in the state by ESPN ... had two touchdown receptions and one rushing score against East Coweta in a 37-34 win as a senior ... AAAAAAA Player of the Year in Georgia by the Coaches Association ... played his senior year for Kareem Reid ... first-team all-state in 2016 by the Atlanta Journal-Constitution ... as a senior, had 53 tackles, 36 first hits and 17 assists ... added eight tackles for loss, two interceptions, and 13 passes broken up ... as a junior, had 55 tackles and two interceptions on defense ... also had team-best 16 passes defended ... scored eight touchdowns as a junior, five on receptions, one on a fumble return, one on an interception return and one on a kickoff return ... recruited by Mike Reed ... born Sept. 23, 1998.



## BLAKE VINSON

OL • 6-5 • 300 • Fr.  
Ocala, Fla.  
North Marion High School

Enrolled in January 2017.  
**Before Clemson:** Rated as the No. 14 prospect in the region by Scout ... rated the No. 358 prospect in the nation by 247 sports,

No. 35 at his position ... committed to Clemson on Jan. 31, 2016 ... one of the top players at The Open regional event in Charlotte in the summer of 2016, he then was chosen for "The Opening" in Oregon ... earned a lot of attention at the Charlotte event because he played all five offensive line positions ... one of three offensive linemen in the Tigers' 2017 class ... also considered Florida, Tennessee and Georgia ... team was 10-2 his junior year and reached the state playoffs ... played for Willie Offord as a senior ... team was 8-3 his sophomore year and reached the state playoffs ... wore #72 in high school ... came to Clemson in January and went through 2017 Spring practice as an offensive lineman ... recruited by Jeff Scott ... born March 15, 1998.



## JORDAN WILLIAMS

DL • 6-5 • 260 • Fr.  
Virginia Beach, Va.  
Frank W. Cox High School

**Before Clemson:** Rated the No. 135 overall prospect, No. 4 player in the state of Virginia and No. 4 outside linebacker in the nation by Rivals ... played in US Army All-American game ... rated No. 176 prospect by 247 Sports ... No. 5 in the state and No. 13 at his position as well ... No. 254 nationally and No. 8 in the state by ESPN ... No. 5 prospect in the region by Scout ... helped Cox High School and coach Bill Stachelski to a 9-3 record and state playoff berth in 2016 ... had 50 tackles, 17 for loss, three passes defended, two caused fumbles and three fumble recoveries as a senior ... also had a touchdown on a recovery ... first-team all-state at the highest level of high school football in Virginia ... as a junior, had 39 tackles, including 12.5 for loss, including five sacks ... had two interceptions, seven passes broken up, one caused fumble and two fumble recoveries ... wore #59 at Cox HS ... recruited by Brent Venables ... born Feb. 12, 1999.



## LEANTHONY WILLIAMS

DB • 6-0 • 175 • Fr.  
Atlanta, Ga.  
Westlake High School

**Before Clemson:** Consensus top-250 prospect nationally ... highest ratings come from Rivals, which lists him as No. 111 overall prospect in the nation, No. 11 in the state of Georgia and No. 11 at his position ... rated No. 204 by 247 Sports ... No. 272 overall and No. 9 in the region by Scout ... rated No. 212 overall, No. 27 in the state and No. 20 at his position by ESPN ... helped Roswell HS to Georgia AAAAAAA championship game, where it lost in overtime to Grayson HS and fellow signee Chase Brice ... had 42 tackles, five interceptions, five passes broken up and a fumble recovery as a senior in 2016 ... team finished No. 8 in the nation in the USA Today Top 25 after a second straight 14-1 season ... his high school program was 28-2 his last two years and now he has joined a college program that was 28-2 the last two years ... Roswell reached the championship game in 2015 as well ... played for John Ford ... high school teammate of current Clemson linebacker Tre Lamar ... committed to Clemson on Feb. 22, 2016 ... recruited by Mike Reed and Tony Elliott ... born Nov. 4, 1998.



# RESERVES



**MICHAEL BATSON**

P • \*So.  
Central, S.C.



**WILL BROWN**

WR • Fr.  
Boiling Springs, S.C.



**JACOB EDWARDS**

DE • Fr.  
Vestavia Hills, Ala.



**JAMES EDWARDS**

DE • Fr.  
Vestavia Hills, Ala.



**PAT GODFREY**

OL • \*^Gr.  
Greenlawn, N.Y.



**CARTER GROOMES**

WR • \*Fr.  
Central, S.C.



**CHRISTIAN GROOMES**

PK • \*Jr.  
Central, S.C.



**JAYSON HOPPER**

WR • \*Fr.  
Lexington, S.C.



**AUSTIN JACKSON**

S • \*So.  
Cary, N.C.



**CARSON KING**

P • \*So.  
Nashville, Tenn.



**RYAN MAC LAIN**

WR • \*So.  
Plymouth, Ind.



**JACK MADDOX**

LS • Fr.  
Acton, Mass.



**JARVIS MAGWOOD**

LB • \*Jr.  
Greenville, S.C.



**HALL MORTON**

S • \*Fr.  
Birmingham, Ala.



**PATRICK PHIBBS**

LS • \*So.  
Pittsburgh, Pa.



**LUKE PRICE**

LB • Fr.  
Dillon, S.C.



**DARIEN RENCHER**

RB • \*Fr.  
Anderson, S.C.



**CAMERON SCOTT**

CB • \*Jr.  
Florence, S.C.



**AUSTIN SPENCE**

LS • \*So.  
Florence, S.C.



**TY THOMASON**

WR • \*So.  
Greenville, S.C.



**KANYON TUTTLE**

WR • \*So.  
Charlotte, N.C.



**REGAN UPSHAW**

LB • \*Fr.  
Bradenton, Fla.

# 2016 SENIORS & PRO SIGNEES

## #10 BEN BOULWARE, LB

- Jack Lambert Award Winner, 2016
- Second-team All-American by AFCA, FWA, Phil Steele, USA Today, Walter Camp, 2016
- Third-team All-American by Associated Press, 2016
- Co-ACC Defensive Player of the Year by ACC Coaches, 2016
- First-team All-ACC (Media, Coaches) 2016
- First-team All-ACC (Coaches), 2015
- Second-team All-ACC (Media), 2015
- Capital I Orange Bowl MVP, 2015
- National Championship Game Defensive MVP, 2016
- All-Bowl team, ESPN, 2014, 2015, 2016
- Academic All-ACC, 2013-15-16
- Graduate, December 2016

Year	G-S	Snaps	Hit	Ast	Tot	TFL	Sacks	Int	QP	PBU	CF-RF
2013	11-0	73	13	12	25	15.2	0-0	1-1	0	0	0-0
2014	13-2	326	35	23	58	5-16	1-10	1-47	6	1	0-2
2015	15-15	850	95	43	138	8-38	3.5-25	2-15	23	7	3-1
2016	14-14	882	77	54	131	11.5-50	4-32	1-0	12	2	3-1
<b>Totals</b>	<b>53-31</b>	<b>2131</b>	<b>220</b>	<b>132</b>	<b>352</b>	<b>26-107</b>	<b>8.5-67</b>	<b>5-63</b>	<b>41</b>	<b>10</b>	<b>6-4</b>

## #40 JAQUARIUS BRICE, LB

- Graduate, May, 2017

Year	G-S	Snaps	Hit	Ast	Tot	TFL	Sacks	Int	QP	PBU	CF-RF
2015	1-0	4	1	0	1	0-0	0-0	0-0	0	0	0-0
2016	3-0	16	0	0	0	0-0	0-0	0-0	0	0	0-0
<b>Totals</b>	<b>4-0</b>	<b>20</b>	<b>1</b>	<b>0</b>	<b>1</b>	<b>0-0</b>	<b>0-0</b>	<b>0-0</b>	<b>0</b>	<b>0</b>	<b>0-0</b>

## #82 ADRIEN DUNN, WR

- Graduate, May, 2017

Year	G-S	Snaps	Rec	Yds	Avg	TD	LG	Car	Yds	TD	PR
2014	4-0	39	3	28	9.3	0	17	0	0	0	1-0
2015	6-0	40	2	9	4.5	0	5	0	0	0	0-0
2016	1-0	0	0	0	--	0	--	0	0	0	1-30
<b>Totals</b>	<b>11-0</b>	<b>79</b>	<b>5</b>	<b>37</b>	<b>7.4</b>	<b>0</b>	<b>17</b>	<b>0</b>	<b>0</b>	<b>0</b>	<b>2-30</b>

## #22 TYSHON DYE, RB

- Graduate, May, 2017

Year	G-S	Snaps	Car	Yds	Avg	TD	LG	Rec	Yds	TD
2014	4-0	57	32	151	4.7	2	18	0	0	0
2015	6-0	47	23	91	4.0	2	23	0	0	0
2016	7-0	53	21	109	5.2	1	17	2	11	0
<b>Totals</b>	<b>17-0</b>	<b>157</b>	<b>76</b>	<b>351</b>	<b>4.6</b>	<b>5</b>	<b>23</b>	<b>2</b>	<b>11</b>	<b>0</b>

## #62 DAVID ESTES, LS

- Graduate, December 2016

## #9 WAYNE GALLMAN, RB

- Second-team All-ACC by (Media, Coaches), 2016
- First-team All-ACC (Coaches), 2015
- Second-team All-ACC (Media), 2015
- Drafted by New York Giants
- Graduate, December 2016

Year	G-S	Snaps	Car	Yds	Avg	TD	LG	Rec	Yds	TD
2014	13-9	457	161	769	4.8	4	34	24	108	1
2015	14-13	784	283	1527	5.4	13	66	21	213	1
2016	15-15	786	232	1133	5.1	17	59	20	152	0
<b>Totals</b>	<b>42-37</b>	<b>2027</b>	<b>676</b>	<b>3429</b>	<b>5.1</b>	<b>34</b>	<b>66</b>	<b>65</b>	<b>473</b>	<b>2</b>

## #57 JAY GUILLERMO, C

- First-team All-ACC by (Coaches, Media), 2016
- Second-team All-ACC (Media, Coaches), 2015
- All-Bowl Team by ESPN, 2016
- Graduate, December 2016

## #18 JADAR JOHNSON, SS

- First-team All-ACC (Media, Coaches), 2016
- Graduate, December 2016

Year	G-S	Snaps	Hit	Ast	Tot	TFL	Sacks	Int	QP	PBU	CF-RF
2013	11-0	98	5	7	12	0-0	0-0	0-0	0	1	0-0
2014	13-1	242	9	4	13	2-14	1-11	2-84	1	2	0-0
2015	15-1	231	13	3	16	0.5-2	0-0	2-16	1	2	0-0
2016	15-15	913	49	16	65	2-13	0-0	5-44	1	7	2-0
<b>Totals</b>	<b>54-17</b>	<b>1484</b>	<b>76</b>	<b>30</b>	<b>106</b>	<b>4.5-29</b>	<b>1-11</b>	<b>9-144</b>	<b>3</b>	<b>12</b>	<b>2-0</b>

## #16 JORDAN LEGGETT, TE

- Finalist for John Mackey Award, 2015, 2016
- Second-team All-American by AFCA, CBS Sports, 2016
- Second-team All-American by Walter Camp, 2015
- Third-team All-American by Phil Steele, 2015
- First-team All-ACC (Media, Coaches), 2015, 2016
- Graduate, December 2016

Year	G-S	Snaps	Rec	Yds	Avg	TD	LG
2013	10-1	166	12	176	14.7	2	44
2014	11-7	360	14	161	11.5	1	21
2015	15-15	892	40	525	13.1	8	34
2016	15-15	954	46	736	16.0	7	56
<b>Totals</b>	<b>51-38</b>	<b>2372</b>	<b>112</b>	<b>1598</b>	<b>14.3</b>	<b>18</b>	<b>56</b>

## #88 SEAN MAC LAIN, WR

- Graduate, May, 2017

Year	G-S	Snaps	Rec	Yds	Avg	TD	LG	Car	Yds	TD	PR
2014	4-0	27	0	0	--	0	--	0	0	0	0-0
2015	4-0	11	0	0	--	0	--	0	0	0	0-0
2016	3-0	26	1	3	3.0	0	3	0	0	0	0-0
<b>Totals</b>	<b>11-0</b>	<b>64</b>	<b>1</b>	<b>3</b>	<b>3.0</b>	<b>0</b>	<b>3</b>	<b>0</b>	<b>0</b>	<b>0</b>	<b>0-0</b>

## #56 SCOTT PAGANO, DT

- Graduate, December 2016

Year	G-S	Snaps	Hit	Ast	Tot	TFL	Sacks	Int	QP	PBU	CF-RF
2014	4-0	54	3	7	10	0-0	0-0	0-0	1	0	0-0
2015	15-9	352	30	21	51	2-4	0-0	0-0	3	0	0-0
2016	12-4	299	15	16	27	4.5-17	2-13	0-0	4	0	0-0
<b>Totals</b>	<b>31-13</b>	<b>705</b>	<b>48</b>	<b>44</b>	<b>92</b>	<b>6.5-21</b>	<b>2-13</b>	<b>0-0</b>	<b>7</b>	<b>0</b>	<b>0-0</b>

## #52 CONNOR PREVOST, LB

- Graduate, May, 2017

Year	G-S	Snaps	Hit	Ast	Tot	TFL	Sacks	Int	QP	PBU	CF-RF
2016	1-0	6	1	1	2	0-0	0-0	0-0	0	0	0-0

## #41 GRANT RADAKOVICH, TE

- Graduate, December 2016

Year	G-S	Snaps	Rec	Yds	Avg	TD	LG
2016	15-0	13	1	8	8.0	0	8

## #85 SETH RYAN, WR

- Graduate, December 2016

Year	G-S	Snaps	Rec	Yds	Avg	TD	LG	Car	Yds	TD	PR
2014	3-0	7	0	0	--	0	--	0	0	0	0-0
2015	15-0	37	2	14	7.0	0	10	0	0	0	0-0
2016	15-0	43	4	39	9.8	0	17	0	0	0	0-0
<b>Totals</b>	<b>33-0</b>	<b>87</b>	<b>6</b>	<b>53</b>	<b>8.9</b>	<b>0</b>	<b>17</b>	<b>0</b>	<b>0</b>	<b>0</b>	<b>0-0</b>

## #12 NICK SCHUESSLER, QB

- Graduate, December 2016

Passing													
Year	G-S	Snaps	C-A-I	Yds	TD	LG	Pct	Y/A	Y/C	Y/G	Eff		
2013	3-0	9	1-2-0	6	0	6	50.0	3.0	6.0	2.0	75.2		
2014	5-0	38	7-8-0	47	0	17	87.5	5.9	6.7	9.4	136.9		
2015	5-0	69	13-23-1	177	0	38	56.5	7.7	13.6	35.4	112.5		
2016	6-0	96	23-33-0	334	3	45	69.7	10.1	14.5	55.7	184.7		
<b>Totals</b>	<b>19-0</b>	<b>212</b>	<b>44-66-1</b>	<b>564</b>	<b>3</b>	<b>45</b>	<b>66.7</b>	<b>8.5</b>	<b>12.8</b>	<b>29.7</b>	<b>150.4</b>		

Rushing & Total Offense													
Year	Car	Yds	Y/C	Y/G	TD	LG	PL	Tot	TDR	Y/G			
2013	1	5	5.0	1.7	0	5	3	11	0	3.7			
2014	7	-10	-1.4	-2.0	0	12	15	37	0	7.4			
2015	6	-23	-3.8	-7.7	0	2	29	154	0	31.0			
2016	9	31	1.5	2.4	0	19	42	365	3	60.8			
<b>Totals</b>	<b>23</b>	<b>3</b>	<b>0.1</b>	<b>0.1</b>	<b>0</b>	<b>19</b>	<b>89</b>	<b>567</b>	<b>3</b>	<b>29.8</b>			

## #3 ARTAVIS SCOTT, WR

- Second-team All-ACC (Coaches), 2016
- Third-team All-ACC (Media), 2016
- First-team All-ACC (Media, Coaches), 2015
- Second-team All-ACC (Media), 2014
- Third-team All-ACC (Coaches), 2014
- First-team Freshman All-American, USA Today, ESPN, 2014
- Academic All-ACC, 2014
- Graduate, December 2016

Year	G-S	Snaps	Rec	Yds	Avg	TD	LG	Car	Yds	TD	KOR
2014	13-6	550	76	965	12.7	8	70	6	18	0	1-19
2015	15-15	722	93	901	9.7	6	51	6	20	1	15-371
2016	15-15	709	76	614	8.3	5	28	6	11	0	23-535
<b>Totals</b>	<b>43-36</b>	<b>1981</b>	<b>245</b>	<b>2480</b>	<b>10.1</b>	<b>19</b>	<b>70</b>	<b>18</b>	<b>49</b>	<b>1</b>	<b>39-925</b>

## #26 CORDREA TANKERSLEY, CB

- First-team All-American by Pro Football Focus, USA Today
- Third-team All-American by Associated Press, 2016
- Fourth-team All-American by Phil Steele, 2016
- Bednarick Award and Jim Thorpe Award Semifinalist, 2016
- First-team All-ACC (Media, Coaches), 2016
- Third-team All-ACC (media, coaches), 2015
- All-Bowl Team (ESPN), 2016

Year	G-S	Snaps	Hit	Ast	Tot	TFL	Sacks	Int	QP	PBU	CF-RF
2013	12-0	21	6	7	13	0.5-0	0-0	0-0	0	0	0-0
2014	13-0	137	9	2	11	0-0	0-0	0-0	0	0	0-0
2015	15-15	887	51	9	60	3.5-5	1-3	5-50	1	11	0-0
2016	15-15	861	55	10	65	6-13	0-0	4-22	0	11	0-0
<b>Totals</b>	<b>55-30</b>	<b>1906</b>	<b>121</b>	<b>28</b>	<b>149</b>	<b>10-18</b>	<b>1-3</b>	<b>9-72</b>	<b>1</b>	<b>22</b>	<b>0-0</b>

## #59 BRADLEY TATKO, LS

- Graduate, May, 2017

## #32 ANDY TEASDALL, P

- Graduate, December 2016

Year	G-S	P	Yds	Avg	-20	50+	TB	HB	LG	Net
2013	1-0	1	42	42.0	1	0	0	0	42	42.0
2014	1-0	2	87	43.5	0	0	0	0	44	43.5
2015	15-15	67	2647	39.5	23	6	1	0	57	38.1
2016	14-14	61	2321	38.0	22	3	4	0	67	35.9
<b>Totals</b>	<b>31-29</b>	<b>131</b>	<b>5097</b>	<b>38.9</b>	<b>46</b>	<b>9</b>	<b>5</b>	<b>0</b>	<b>67</b>	<b>37.0</b>

## #94 CARLOS WATKINS, DT

# 2016 ACC FOOTBALL

## ATLANTIC DIVISION STANDINGS

Rk	Team	ACC				Overall				
		W-L	Score	H	R	W-L	Score	H	R	N
1.	Clemson	7-1	316-160	3-1	4-0	14-1	588-270	6-1	5-0	3-0
	Louisville	7-1	367-161	4-0	3-1	9-4	553-280	5-1	4-2	0-1
3.	Florida State	5-3	240-203	2-2	3-1	10-3	556-293	4-2	4-1	2-0
4.	NC State	3-5	173-207	1-3	2-2	7-6	361-296	4-3	2-3	1-0
	Wake Forest	3-5	140-189	2-2	1-3	7-6	265-288	4-3	2-3	1-0
6.	Boston College	2-6	96-275	0-4	2-2	7-6	265-325	3-4	3-2	1-0
	Syracuse	2-6	191-337	1-3	1-3	4-8	308-463	2-4	2-3	0-1

## COASTAL DIVISION STANDINGS

Rk	Team	ACC				Overall				
		W-L	Score	H	R	W-L	Score	H	R	N
1.	Virginia Tech	6-2	272-147	3-1	3-1	10-4	490-319	5-1	4-2	1-1
2.	Miami (Fla.)	5-3	235-174	2-2	3-1	9-4	446-241	4-2	4-2	1-0
	North Carolina	5-3	228-208	2-2	3-1	8-5	544-355	4-2	4-1	0-2
	Pittsburgh	5-3	357-309	3-1	2-2	8-5	508-427	6-1	2-3	0-1
5.	Georgia Tech	4-4	198-232	2-2	2-2	9-4	367-318	5-2	3-2	1-0
6.	Duke	1-7	167-267	1-3	0-4	4-8	280-338	3-3	1-5	0-0
	Virginia	1-7	165-276	0-4	1-3	2-10	270-405	1-5	1-5	0-0

# 2016 ACC HONORS & AWARDS

## FIRST-TEAM OFFENSE

Pos.	Player	Cl.	Team	Pts
QB	Lamar Jackson	So.	Louisville	125
RB	Dalvin Cook	Jr.	Florida State	139
RB	James Conner	*Jr.	Pittsburgh	119
WR	Mike Williams	*Jr.	Clemson	131
WR	Amba Etta-Tawo	*Sr.	Syracuse	125
WR	Ryan Switzer	Sr.	North Carolina	107
TE	Jordan Leggett	Sr.	Clemson	95
OT	Roderick Johnson	Jr.	Florida State	118
OT	Mitch Hyatt	So.	Clemson	104
OG	Tyrone Crowder	*Jr.	Clemson	104
OG	Dorian Johnson	Sr.	Pittsburgh	88
C	Jay Guillermo	*Sr.	Clemson	86

## SECOND-TEAM OFFENSE

Pos.	Player	Cl.	Team	Pts
QB	Deshaun Watson	Jr.	Clemson	102
RB	Matthew Dayes	Sr.	NC State	79
RB	Wayne Gallman	*Jr.	Clemson	73
WR	Isaiah Ford	Jr.	Virginia Tech	103
WR	Travis Rudolph	Jr.	Florida State	81
WR	Ahmon Richards	Fr.	Miami (Fla.)	50
TE	Cole Hikutini	Sr.	Louisville	62
OT	Adam Bisnowaty	*Sr.	Pittsburgh	88
OT	Jon Heck	Sr.	North Carolina	57
OG	Tony Adams	Jr.	NC State	54
OG	Kareem Are	*Sr.	Florida State	54
C	Lucas Crowley	Sr.	North Carolina	64

## THIRD-TEAM OFFENSE

Pos.	Player	Cl.	Team	Pts
QB	Mitch Trubisky	Jr.	North Carolina	29
RB	Mark Walton	So.	Miami (Fla.)	59
RB	Elijah Hood	Jr.	North Carolina	40
WR	Artavis Scott	Jr.	Clemson	46
WR	James Quick	Sr.	Louisville	44
WR	Stacy Coley	Sr.	Miami (Fla.)	30
TE	Bucky Hodges	*Jr.	Virginia Tech	52
OT	Brian O'Neill	*So.	Pittsburgh	35
OT	Jonathan McLaughlin	Sr.	Virginia Tech	33
OG	Augie Conte	*Sr.	Virginia Tech	48
OG	Danny Isidora	Sr.	Miami (Fla.)	43
C	Freddie Burden	*Sr.	Georgia Tech	27

## FIRST-TEAM SPECIALISTS

Pos.	Player	Cl.	Team	Pts
PK	Mike Weaver	*Jr.	Wake Forest	47
P	Nicholas Conte	Sr.	Virginia	118
SP	Quadree Henderson	*Jr.	Pittsburgh	103

## SECOND-TEAM SPECIALISTS

Pos.	Player	Cl.	Team	Pts
PK	Greg Huegel	*So.	Clemson	39
P	Justin Vogel	Sr.	Miami (Fla.)	78
SP	T.J. Logan	Sr.	North Carolina	57

## THIRD-TEAM SPECIALISTS

Pos.	Player	Cl.	Team	Pts
PK	Joey Slye	Jr.	Virginia Tech	37
P	Sterling Hofrichter	*Fr.	Syracuse	39
SP	Brisly Esteime	Sr.	Syracuse	32

Accomplishment	Player	Team
Champion		Clemson
Player-of-the-Year	Lamar Jackson	Louisville
Offensive Player-of-the-Year	Lamar Jackson	Louisville
Defensive Player-of-the-Year	DeMarcus Walker	Florida State
Rookie-of-the-Year	Deondre Francois	Florida State
Offensive Rookie-of-the-Year	Deondre Francois	Florida State
Defensive Rookie-of-the-Year	Dexter Lawrence	Clemson
Coach-of-the-Year	Justin Fuente	Virginia Tech
Brian Piccolo Award	James Conner	Pittsburgh
Jacobs Blocking Trophy	Roderick Johnson	Florida State
Jim Tatum Award	Ryan Janvion	Wake Forest

## FIRST-TEAM DEFENSE

Pos.	Player	Cl.	Team	Pts
DE	DeMarcus Walker	*Sr.	Florida State	125
DE	Ejuan Price	*Sr.	Pittsburgh	107
DT	Carlos Watkins	*Sr.	Clemson	101
DT	Woody Baron	Sr.	Virginia Tech	79
LB	Ben Boulware	Sr.	Clemson	131
LB	Micah Kiser	Jr.	Virginia	99
LB	Devonte Fields	Sr.	Louisville	70
CB	Tavarus McFadden	So.	Florida State	113
CB	Cordeia Tankersley	Sr.	Clemson	97
S	Quin Blanding	Jr.	Virginia	100
S	Jadar Johnson	Sr.	Clemson	94

## SECOND-TEAM DEFENSE

Pos.	Player	Cl.	Team	Pts
DE	Harold Landry	Jr.	Boston College	92
DE	Christian Wilkins	So.	Clemson	72
DT	Dexter Lawrence	Fr.	Clemson	67
DT	DeAngelo Brown	*Sr.	Louisville	66
LB	Marquel Lee	Sr.	Wake Forest	64
LB	Keith Kelsey	Sr.	Louisville	56
LB	Tremaine Edmunds	So.	Virginia Tech	47
CB	Jaire Alexander	So.	Louisville	80
CB	Corn Elder	Sr.	Miami (Fla.)	53
S	Jordan Whitehead	So.	Pittsburgh	54
S	Jessie Bates	*Fr.	Wake Forest	42

## THIRD-TEAM DEFENSE

Pos.	Player	Cl.	Team	Pts
DE	Bradley Chubb	Jr.	NC State	64
DE	Duke Ejiofor	*Jr.	Wake Forest	37
DT	Derrick Nnadi	Jr.	Florida State	65
DT	Nazair Jones	Jr.	North Carolina	33
LB	Ben Humphreys	So.	Duke	46
LB	Andrew Motuapuaka	*Jr.	Virginia Tech	41
LB	Zaire Franklin	Jr.	Syracuse	40
CB	Greg Stroman	Jr.	Virginia Tech	45
CB	Breon Borders	Sr.	Duke	37
S	Josh Harvey-Clemons	Sr.	Louisville	38
S	Chucky Williams	Jr.	Louisville	34

Note: Teams and honors as chosen by the Atlantic Coast Sports Media Association.

GREG HUEGEL



CARLOS WATKINS



# 2016 REVIEW



MARCUS EDMOND ENDED CLEMSON'S THRILLING WIN  
OVER NC STATE WITH THIS INTERCEPTION IN OVERTIME.



# NOTES

## TIGERS WIN WITH TOUGHEST SCHEDULE

Clemson not only won the National Championship in 2016, it did so while playing the nation's toughest schedule according to the NCAA. The NCAA rates schedule based on your opponent's winning percentage when not playing against you.

Clemson's opponents were 107-51 when not playing the Tigers in 2016 for a .677 winning percentage. Clemson joined Penn State (1982), Colorado (1990), Florida (1996 and 2006) and Alabama (2015) as National Champions who played the nation's most difficult schedule by the NCAA standards.

Clemson defeated 11 FBS schools who finished the season with a winning record, including five who won at least 10 games and six who finished in the top 25 of the AP poll. Those schools were No. 2 Alabama, No. 6 Ohio State, No. 8 Florida State, No. 16 Virginia Tech, No. 21 Louisville and No. 24 Auburn. The six wins over teams that finished in the AP top 25 are the most in school history.

## EXCEEDING EXPECTATIONS

Clemson has equaled or exceeded its postseason AP and coaches poll rankings in comparison to its preseason rankings each of the last six years. That was quite an accomplishment in 2016 as Clemson was No. 2 in the preseason of both polls and had to finish No. 1 to exceed the preseason rankings. Well, the Tigers accomplished that by winning the national championship.

Clemson has exceeded its preseason ranking each of the last six years in the USA Today Coaches poll and has exceeded its preseason ranking in the AP poll five of the six. Clemson was picked eighth in the AP preseason poll in 2013 and finished eighth.

Dabo Swinney is the first coach in history with a six-year streak in that area. John Cooper of Ohio State and Bill Snyder of Kansas State had five-year streaks.

## POLL STREAKS

Clemson has been ranked in each of the last 36 AP polls, the fourth longest streak in the nation entering the 2017 season. But, 24 of those rankings have been in the top five in the nation, the longest active streak in the nation. Alabama is second with a 22-poll streak in the top five and Washington is third with three. Clemson's 27-poll streak of top 10 rankings is tied for second with Alabama. Ohio State has the longest streak of top 10s with 38.

Clemson has been ranked in 91 of the 98 polls since the 2011 season, fourth best in the nation. Only Alabama has been ranked in every poll over the last six years, 98-98. Oklahoma is second with 94 poll appearances and Florida State is third with 92 of the 98.

In terms of appearances in the College Football Playoff polls, Clemson has been in the top 25 of all 19 held so far in the three years of the system. Clemson, Alabama, Ohio State, Florida State and Utah are the five schools that have been in all 19 polls over the last three years. Clemson was ranked No. 1 in all six polls in 2015. Ironically, Clemson was never No. 1 in any College Football Playoff poll in 2016, but then won the National Championship.

## CLEMSON VS. WINNINGEST COACHES

Clemson defeated Urban Meyer and Ohio State in the Fiesta Bowl on Dec. 31, 2016 and it gave Clemson a 2-0 record, both in bowl games, against the third winningest coach (percentage basis) in college football history. Meyer trails only Knute Rockne of Notre Dame (.881) and Frank Leahy of Boston College and Notre Dame (.864) on the all-time list of coaches who have served at least 10 years.

With the win over Meyer, Clemson is now 5-0 in bowl games against the top five winningest coaches in college football history. The Tigers defeated Leahy in the 1940 Cotton Bowl when Leahy was at Boston College, has a 2-0 mark against Meyer, and defeated No. 4 Barry Switzer



CLEMSON WON THE NATIONAL TITLE WHILE FACING THE NATION'S TOUGHEST SCHEDULE IN 2016.

and Oklahoma in the 1989 Citrus Bowl, and defeated No. 5 Tom Osborne in the 1982 Orange Bowl, a 22-15 win that gave Clemson the national championship.

A look to the current top 50 winningest coaches in FBS history shows that Clemson is a very impressive 12-1 against that list in bowl games in history. The only loss was Nick Saban's win for Alabama over the Tigers in the National Championship game at the end of the 2015 season.

## BRYANT AWARD

Clemson Head Coach Dabo Swinney won the Bear Bryant National Coach of the Year Award. The presentation was made in Houston, Texas. Swinney also won the award last year and he is the first two-time winner of the Bear Bryant Award.

Swinney led Clemson to the National Championship with a 35-31 victory over previously No. 1 ranked Alabama. It was Clemson's first win over the nation's No. 1 ranked team and it gave Clemson a 14-1 record, tied for the most victories in Clemson and FBS history.

The win over Alabama was Clemson's fifth this year over top 25 teams, including wins over No. 1 Alabama, No. 2 Ohio State and No. 3 Louisville. Clemson defeated six teams that finished in the final top 25 of the AP poll, a school record.

Clemson also won the ACC Championship with a victory over Virginia Tech in the ACC Championship game in December. It was the program's second straight ACC title, the first time in 28 years Clemson won consecutive league crowns.

Swinney has been named a National Coach of the Year in four of the last six years. He won the Bobby Dodd Award in 2011, was the FCA National Coach of the Year in 2013 and was named by numerous organizations in 2015, including the Associated Press and the American Football Coaches Association.

Swinney also was named National Coach of the Year by Phil Steele and the Lombardi Award in 2016.

## SWINNEY'S RARE DISTINCTION

When Clemson head coach Dabo Swinney won the National Championship as head coach over Alabama, he joined Bud Wilkinson as the only coaches to have played on an AP National Championship team and served as head coach of an AP National Championship team.

Swinney played on Alabama's 1992 season national championship team as a wide receiver. That squad defeated Miami (Fla.) for the championship in the 1993 Sugar Bowl.

Wilkinson played as a quarterback on the University of Minnesota's 1936 team that was proclaimed national champion by the Associated Press in 1936. That was the first year of the AP poll. As a head coach at Oklahoma,

Wilkinson led the Sooners to AP national titles in 1950, 1955 and 1956.

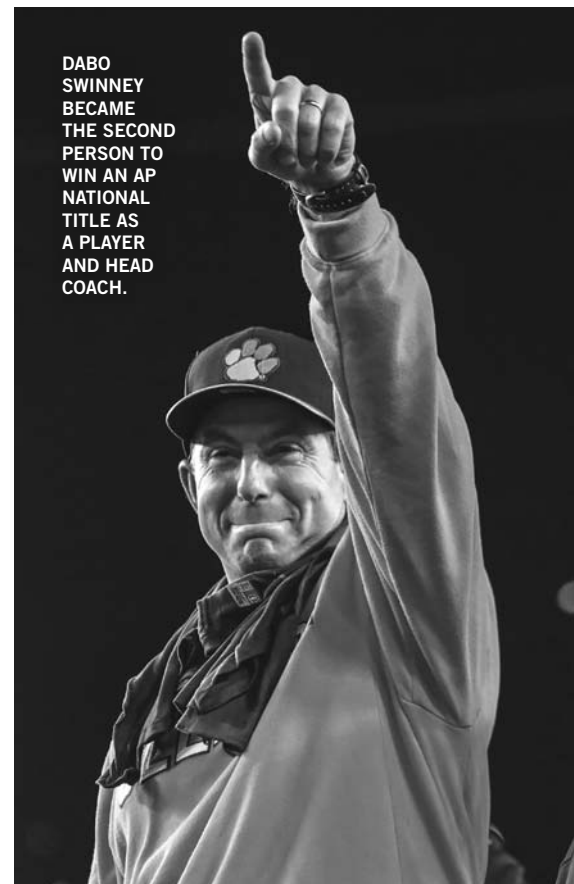
Two other coaches have national championships as players and as coaches on their resume's, but the titles are not recognized by the Associated Press.

Frank Leahy played at Notre Dame under Knute Rockne from 1928-30 and the Irish won the national championship in 1929 and 1930 according to the Helms Foundation, the top poll in that area. The AP poll had not started yet. He later coached Notre Dame to AP national titles in 1943, 1946, 1947 and 1949.

Bear Bryant played on an Alabama team in 1934 that was recognized as a national champion by some organizations, but again the AP poll hadn't started yet. He coached Alabama to AP titles in 1961, 1964, 1965, 1978 and 1979.


Jimmy Johnson played on Arkansas' 1964 team that was named national champion by the Football Writers

DABO SWINNEY BECAME THE SECOND PERSON TO WIN AN AP NATIONAL TITLE AS A PLAYER AND HEAD COACH.



# NOTES

MIKE WILLIAMS WAS ONE OF SEVEN TIGERS NAMED AN ALL-AMERICAN IN 2016.



In his 11 full years as Clemson head coach, Ford won five ACC titles and had seven top 25 teams. He coached 21 different players who earned All-America honors. Many of his players went on to fame in the NFL, including 10 who combined to win 13 Super Bowl Championships.

The 1969 Alabama graduate is third in ACC history in career winning percentage with a .760 mark. Ford is a member of the Clemson Hall of Fame and was inducted into the school's Ring of Honor in 2013.

## SEVEN PLAYERS NAMED ALL-AMERICANS

A school record seven Clemson football players were named to various 2016 All-America teams. Ben Boulware, Jordan Leggett, Cordrea Tankersley, Carlos Watkins, Deshaun Watson, Christian Wilkins and Mike Williams have all been named to various first, second or third team squads.

The seven different players recognized is one more than the six selected on the 2015 team that was second in the nation. The 1981 National Championship team had five different players selected to All-America teams.

The Associated Press announced its All-America team, and five different Clemson players were named over the three teams, the most in history. The 2015 team had four players make the Associated Press team. In 2016, Watson, Boulware and Watkins made the second team, while Wilkins and Tankersley were third-team selections.

Wilkins was named first-team All-American according to the Football Writers Association and Phil Steele. Wilkins was also a finalist for the Nagurski Trophy, which is presented to the top defensive player in college football. Tankersley was recognized as a first-team All-American by USA Today.

Williams was a second-team All-American by Walter Camp, Phil Steele and SB Nation, while Boulware was a second-team All-American by Football Writers Association, Walter Camp, USA Today, Phil Steele and AP.

Watson, who finished second in voting for the Heisman Trophy, was the second-team All-America quarterback by the Associated Press, Walter Camp, Sports Illustrated and Sporting News.

## SENIORS TIED ACC RECORD FOR WINS

Clemson's 2016 senior class tied the ACC record for wins in a four-year period. The group finished with a 49-7 record for its 56 games, tying the record of 49 wins by Florida State's senior class of 2015. The 2016 total was three more than any other Clemson senior class.

The 2017 senior class has 38 wins in the bank, so a 12-win season in 2017 will make it the record holder with an even 50. Twelve wins would also make Clemson's 2017 seniors just the fifth senior class nationwide to have 50 wins in a four-year period. The record is 51 wins held by the Alabama seniors of 2016. Alabama's seniors of 2015 had 50, as did Ohio State's senior class of 2015 and Boise State's senior class of 2011.

Association, but they were second in the final AP poll that year.

## FORD NAMED TO COLLEGE FOOTBALL HOF

Former Clemson Head Coach Danny Ford has been named to the 2017 National Football Foundation Hall of Fame class.

Ford is one of three coaches in the 2017 Hall of Fame class. He will be joined by former Duke, Florida and South Carolina coach Steve Spurrier and former Mount Union coach Larry Kehres.

Ford is the fourth former Clemson head coach to be named to the National Football Foundation College Football Hall of Fame. The others are John Heisman, Jess Neely, and Frank Howard. Former Clemson players in the Hall of Fame are Banks McFadden, Terry Kinard and Jeff Davis.

Ford coached Clemson from 1978-89 and posted a record of 96-29-4. The highlight of his Clemson tenure took place in 1981 when the Tigers posted a 12-0 record and defeated Nebraska, 22-15, in the 1982 Orange Bowl to win the school's first National Championship.


Ford was just 33 years, seven months and 30 days at the time of the win over Nebraska and he is still the youngest coach to win the National Championship.

Ford was just 30 years old when he took over as Clemson head coach in December 1978. In his first game he defeated Hall of Fame Coach Woody Hayes and Ohio State, 17-15, in the 1978 Gator Bowl. In 1979, he coached Clemson to a 16-10 victory at Notre Dame, and he is still the second youngest coach to win at Notre Dame Stadium over the Fighting Irish.

Clemson had an 86-25-4 record in the 1980s and the .765 winning percentage was the fifth best in college football. The other nine coaches in the top 10 in winning percentage in that decade are all in the Hall of Fame.

Ford was especially effective in bowl games as he posted a 6-2 record. Five of the six wins were over coaches already in the Hall of Fame, including Hayes, Tom Osborne of Nebraska, Joe Paterno of Penn State and Barry Switzer of Oklahoma, all coaches who won the National Championship. Ford was 23-8-1 head-to-head as Clemson head coach against coaches who are already in the Hall of Fame.

THE 2016 SENIORS TIED THE ACC RECORD FOR WINS BY A SENIOR CLASS (49).



# STATS

14-1 OVERALL, 7-1 ACC, 6-1 HOME, 5-0 AWAY, 3-0 NEUTRAL, 4-1 DAY, 10-0 NIGHT, 1-0 OVERTIME

## TEAM STATS

	CU	Opp.
<b>SCORING</b>	<b>588</b>	<b>270</b>
Points Per Game	39.2	18.0
Points Off Turnovers	86	63
<b>FIRST DOWNS</b>	<b>403</b>	<b>255</b>
Rushing	133	102
Passing	235	116
Penalty	35	37
<b>RUSHING YARDAGE</b>	<b>2543</b>	<b>1944</b>
Yards gained rushing	2789	2465
Yards lost rushing	246	521
Rushing Attempts	592	525
Average Per Rush	4.3	3.7
Average Per Game	169.5	129.6
TDs Rushing	30	20
<b>PASSING YARDAGE</b>	<b>5009</b>	<b>2728</b>
Comp-Att-Int	422-629-17	252-483-20
Average Per Pass	8.0	5.6
Average Per Catch	11.9	10.8
Average Per Game	333.9	181.9
TDs Passing	45	13
<b>TOTAL OFFENSE</b>	<b>7552</b>	<b>4672</b>
Total Plays	1221	1008
Average Per Play	6.2	4.6
Average Per Game	503.5	311.5
<b>KICK RETURNS: #-Yards</b>	<b>34-723</b>	<b>57-1123</b>
<b>PUNT RETURNS: #-Yards</b>	<b>35-278</b>	<b>10-52</b>
<b>INT RETURNS: #-Yards</b>	<b>20-309</b>	<b>17-169</b>
<b>KICK RETURN AVERAGE</b>	<b>21.3</b>	<b>19.7</b>
<b>PUNT RETURN AVERAGE</b>	<b>7.9</b>	<b>5.2</b>
<b>INT RETURN AVERAGE</b>	<b>15.4</b>	<b>9.9</b>
<b>FUMBLES-LOST</b>	<b>20-11</b>	<b>20-7</b>
<b>PENALTIES-Yards</b>	<b>95-870</b>	<b>118-1012</b>
Average Per Game	58.0	67.5
<b>PUNTS-Yards</b>	<b>64-2442</b>	<b>109-4566</b>
Average Per Punt	38.2	41.9
Net punt average	36.1	37.9
<b>KICKOFFS-Yards</b>	<b>105-6277</b>	<b>59-3596</b>
Average Per Kick	59.8	60.9
Net kick average	40.0	39.4
<b>TIME OF POSSESSION/Game</b>	<b>30:36</b>	<b>29:00</b>
<b>3RD-DOWN Conversions</b>	<b>117/233</b>	<b>62/221</b>
3rd-Down Pct	50%	28%
<b>4TH-DOWN Conversions</b>	<b>15/25</b>	<b>10/24</b>
4th-Down Pct	60%	42%
<b>SACKS BY-Yards</b>	<b>49-322</b>	<b>21-117</b>
<b>MISC YARDS</b>	<b>0</b>	<b>-16</b>
<b>TOUCHDOWNS SCORED</b>	<b>78</b>	<b>34</b>
<b>FIELD GOALS-ATTEMPTS</b>	<b>14-19</b>	<b>12-20</b>
<b>ON-SIDE KICKS</b>	<b>1-1</b>	<b>0-3</b>
<b>RED-ZONE SCORES</b>	<b>(59-68) 87%</b>	<b>(29-39) 74%</b>
<b>RED-ZONE TOUCHDOWNS</b>	<b>(51-68) 75%</b>	<b>(22-39) 56%</b>
<b>PAT-ATTEMPTS</b>	<b>(72-74) 97%</b>	<b>(30-32) 94%</b>
<b>ATTENDANCE</b>	<b>566787</b>	<b>295420</b>
Games/Avg Per Game	7/80970	5/59084
Neutral Site Games		3/65473

## TEAM SCORING

	CU	Opp.
<b>POINTS</b>	<b>588</b>	<b>270</b>
Points Per Game	39.2	18.0
<b>TOUCHDOWNS</b>	<b>78</b>	<b>34</b>
By Rushing	30	20
By Passing	45	13
By Return	2	1
By Recovery	1	0
<b>FIELD GOALS</b>	<b>14-19</b>	<b>12-20</b>
<b>PAT (Kicks)</b>	<b>72-74</b>	<b>30-32</b>
<b>PAT (Runs)</b>	<b>0-0</b>	<b>0-0</b>
<b>PAT (Passes)</b>	<b>2-4</b>	<b>0-2</b>
<b>PAT (Returns)</b>	<b>0</b>	<b>0</b>
<b>SAFETIES</b>	<b>1</b>	<b>0</b>

## SCORING BY QUARTERS

	1st	2nd	3rd	4th	OT	Tot
CLEMSON	176	157	111	137	7	588
Opponents	34	74	78	84	0	270

## OFFENSIVE STATS

#	RUSHING	G-S	Car	Gain	Loss	Net	Y/C	TD	LG	Y/G
9	Wayne Gallman	15-15	232	1171	38	1133	4.9	17	59	75.5
4	Deshaun Watson	15-15	166	746	120	626	3.8	9	33	41.7
28	Tavien Feaster	12-0	37	234	13	221	6.0	2	45	18.4
27	C.J. Fuller	15-0	47	212	1	211	4.5	0	27	14.1
26	Adam Choice	11-0	45	168	10	158	3.5	0	16	14.4
22	Tyshon Dye	7-0	21	112	3	109	5.2	1	17	15.6
12	Nick Schuessler	6-0	9	50	19	31	3.4	0	19	5.2
34	Ray-Ray McCloud	14-5	5	34	6	28	5.6	0	17	2.0
2	Kelly Bryant	4-0	12	39	17	22	1.8	1	27	5.5
3	Artavis Scott	15-15	6	11	0	11	1.8	0	5	0.7
42	Christian Wilkins	15-15	1	10	0	10	10.0	0	10	0.7
10	Tucker Israel	2-0	1	2	0	2	2.0	0	2	1.0
	TEAM	--	10	0	19	-19	-1.9	0	0	-1.6
	CLEMSON	15-15	592	2789	246	2543	4.3	30	59	169.5
	Opponents	15-15	525	2465	521	1944	3.7	20	70	129.6
#	PASSING	G-S	Eff.	Cm-Att-I	Cm%	Yds	TD	LG	Y/G	
4	Deshaun Watson	15-15	151.14	388-579-17	67.0	4593	41	65	306.2	
12	Nick Schuessler	6-0	184.72	23-33-0	69.7	334	3	45	55.7	
2	Kelly Bryant	4-0	148.13	6-9-0	66.7	48	1	15	12.0	
10	Tucker Israel	2-0	152.50	4-4-0	100.0	25	0	17	12.5	
	TEAM	--	0.00	0-2-0	0.0	0	0	0	0.0	
18	James Barnes	1-0	175.60	1-1-0	100.0	9	0	9	9.0	
	CLEMSON	15-15	592	422-629-17	67.1	5009	45	65	333.9	
	Opponents	15-15	525	252-483-20	52.2	2728	13	68	181.9	
#	RECEIVING	G-S	Rec	Yards	Y/Rec	TD	LG	Y/G		
7	Mike Williams	15-15	98	1361	13.9	11	50	90.7		
3	Artavis Scott	15-15	76	614	8.1	5	28	40.9		
34	Ray-Ray McCloud	14-5	49	472	9.6	2	36	33.7		
16	Jordan Leggett	15-15	46	736	16.0	7	56	49.1		
13	Hunter Renfrow	11-9	44	495	11.2	6	35	45.0		
8	Deon Cain	15-0	38	724	19.1	9	65	48.3		
9	Wayne Gallman	15-15	20	152	7.6	0	18	10.1		
17	Cornell Powell	9-0	12	87	7.2	0	18	9.7		
1	Trevion Thompson	13-0	11	108	9.8	1	25	8.3		
27	C.J. Fuller	15-0	7	62	8.9	2	30	4.1		
85	Seth Ryan	15-0	4	39	9.8	0	17	2.6		
26	Adam Choice	11-0	4	38	9.5	0	16	3.5		
14	Diondre Overton	8-0	2	48	24.0	1	45	6.0		
84	Cannon Smith	15-0	2	25	12.5	0	22	1.7		
44	Garrett Williams	15-1	2	19	9.5	0	13	1.3		
22	Tyshon Dye	7-0	2	11	5.5	0	11	1.6		
80	Milan Richard	15-0	1	9	9.0	0	9	0.6		
41	Grant Radakovich	15-0	1	8	8.0	0	8	0.5		
88	Sean Mac Lain	3-0	1	3	3.0	0	3	1.0		
42	Christian Wilkins	15-15	1	1	1.0	1	1	0.1		
20	Jack Swinney	2-0	1	-3	-3.0	0	0	-1.5		
	CLEMSON	15-15	422	5009	11.9	45	65	333.9		
	Opponents	15-15	252	2728	10.8	13	68	181.9		
#	TOTAL OFFENSE	G-S	PL	Rush	Pass	Total	Y/G			
4	Deshaun Watson	15-15	745	626	4593	5219	347.9			
9	Wayne Gallman	15-15	232	1133	0	1133	75.5			
12	Nick Schuessler	6-0	42	31	334	365	60.8			
28	Tavien Feaster	12-0	37	221	0	221	18.4			
27	C.J. Fuller	15-0	47	211	0	211	14.1			
26	Adam Choice	11-0	45	158	0	158	14.4			
22	Tyshon Dye	7-0	21	109	0	109	15.6			
2	Kelly Bryant	4-0	21	22	48	70	17.5			
34	Ray-Ray McCloud	14-5	5	28	0	28	2.0			
10	Tucker Israel	2-0	5	2	25	27	13.5			
3	Artavis Scott	15-15	6	11	0	11	0.7			
42	Christian Wilkins	15-15	1	10	0	10	0.7			
18	James Barnes	1-0	1	0	9	9	9.0			
	TEAM	--	13	-19	0	-19	-1.6			
	CLEMSON	15-15	1221	2543	5009	7552	503.5			
	Opponents	15-15	1008	1944	2728	4672	311.5			
#	ALL-PURPOSE	G-S	Rush	Rec	PR	KOR	IR	Total	Y/G	
7	Mike Williams	15-15	0	1361	0	0	0	1361	90.7	
9	Wayne Gallman	15-15	1133	152	0	0	0	1285	85.7	
3	Artavis Scott	15-15	11	614	59	535	0	1219	81.3	
16	Jordan Leggett	15-15	0	736	0	0	0	736	49.1	
8	Deon Cain	15-0	0	724	0	0	0	724	48.3	
34	Ray-Ray McCloud	14-5	28	472	176	-3	0	673	48.1	
4	Deshaun Watson	15-15	626	0	0	0	0	626	41.7	
13	Hunter Renfrow	11-9	0	495	0	0	0	495	45.0	
28	Tavien Feaster	12-0	221	0	0	141	0	362	30.2	
27	C.J. Fuller	15-0	211	62	0	53	0	326	21.7	
26	Adam Choice	11-0	158	38	0	0	0	196	17.8	
22	Tyshon Dye	7-0	109	11	0	0	0	120	17.1	
1	Trevion Thompson	13-0	0	108	0	0	0	108	8.3	
23	Van Smith	15-15	0	0	0	0	94	94	6.3	
17	Cornell Powell	9-0	0	87	0	0	0	87	9.7	
19	Tanner Muse	15-0	0	0	0	0	64	64	4.3	
14	Diondre Overton	8-0	0	48	0	0	0	48	6.0	
18	Jadar Johnson	15-15	0	0	0	0	44	44	2.9	
2	Mark Fields	14-1	0	0	0	0	42	42	3.0	
85	Seth Ryan	15-0	0	39	0	0	0	39	2.6	
12	Nick Schuessler	6-0	31	0	0	0	0	31	5.2	
82	Adrien Dunn	1-0	0	0	30	0	0	30	30.0	
84	Cannon Smith	15-0	0	25	0	0	0	25	1.7	
2	Kelly Bryant	4-0	22	0	0	0	0	22	5.5	
25	Cordrea Tankersley	15-15	0	0	0	0	22	22	1.5	
44	Garrett Williams	15-1	0	19	0	0	0	19	1.3	
31	Ryan Carter	15-13	0	0	0	0	17	17	1.1	
38	Amir Trapp	4-0	0	0	13	0	0	13	3.2	
12	K'Von Wallace	15-0	0	0	0	0	13	13	0.9	
30	Jalen Williams	10-1	0	0	0	0	12	12	1.2	
42	Christian Wilkins	15-15	10	1	0	0	0	11	0.7	
80	Milan Richard	15-0	0	9	0	0	0	9	0.6	
41	Grant Radakovich	15-0	0	8	0	-3	0	5	0.3	
88	Sean Mac Lain	3-0	0	3	0	0	0	3	1.0	
10	Tucker Israel	2-0	2	0	0	0	0	2	1.0	
6	Dorian O'Daniel	15-12	0	0	0	0	1	1	0.1	
20	Jack Swinney	2-0	0	-3	0	0	0	-3	-1.5	
	TEAM	--	-19	0	0	0	0	-19	-1.6	
	CLEMSON	15-15	2543	5009	278	723	309	8862	590.8	
	Opponents	15-15	1944	2728	52	1123	169	6016	401.1	



## STATS

## DEFENSIVE STATS

#	TACKLES	G-S	*Snaps	Hit	Ast	Total	TFL	Sacks	PBU	QP	^ST
10	Ben Boulware	14-14	882	77	54	131	11.5-50	4-32	2	12	
34	Kendall Joseph	15-15	930	81	43	124	13.5-53	3.5-31		16	
23	Van Smith	15-15	929	77	37	114	5.5-17		2	1	8
94	Carlos Watkins	15-15	758	47	35	82	13.5-65	10.5-58	4	13	
90	Dexter Lawrence	15-11	643	48	30	78	9.5-44	7-33	1	23	1
18	Jadar Johnson	15-15	913	49	16	65	2-13		7	1	5
25	Cordrea Tankersley	15-15	861	55	10	65	6-13		11	1	1
6	Dorian O'Daniel	15-12	479	50	10	60	10-35	2.5-15	1	6	6
42	Christian Wilkins	15-15	706	41	15	56	13-52	3.5-23	10	20	
99	Clelin Ferrell	15-15	759	34	16	50	12.5-65	6-38	2	24	
56	Scott Pagano	12-4	299	15	16	31	4.5-17	2-13		4	
31	Ryan Carter	15-13	624	26	3	29	5.5-31	1-16	7		
19	Tanner Muse	15-0	106	19	5	24					10
30	Jalen Williams	10-1	214	15	9	24	1-2		2	1	1
57	Tre Lamar	15-0	102	13	9	22	2.5-4	1-2	1		7
67	Albert Huggins	13-0	218	10	10	20	3-13	3-13		7	
29	Marcus Edmond	14-3	323	17	2	19	1-3		3		
43	Chad Smith	14-0	20	11	8	19					10
91	Austin Bryant	9-0	244	9	7	16	3-14	2-13	1	3	
1	Trayvon Mullen	13-0	115	9	6	15	0.5-2		1	1	3
47	James Skalski	14-0	20	9	5	14	2-14	1-10			1
49	Richard Yeargin	12-0	189	13	1	14	4-18	0.5-4	1	3	
2	Mark Fields	15-1	337	12	1	13	2-13	1-10	4		
15	Korin Wiggins	7-1	194	10	3	13					
33	J.D. Davis	15-0	80	6	5	11					1
14	Denzel Johnson	13-0	54	6	3	9					5
45	Chris Register	11-0	142	6	3	9	1.5-2		1	3	
36	Judah Davis	13-0	25	4	2	6				1	3
12	K'Von Wallace	15-0	109	4	2	6	1-1			1	
93	Sterling Johnson	3-0	46	3	2	5					
50	Jabril Robinson	6-0	65	2	3	5	1.5-9	0.5-5		2	
46	Jarvis Magwood	3-0	6	3	1	4					3
3	Artavis Scott	15-15	--	3	1	4					4
38	Amir Trapp	3-0	36	3	1	4					
61	Kaleb Bevelle	3-0	14	2	0	2					
92	Greg Huegel	15-15	--	2	0	2					2
52	Connor Prevost	1-0	6	1	1	2					
13	Hunter Renfrow	11-8	--	1	1	2					
7	Mike Williams	15-15	--	2	0	2					
40	Jaquan Brice	3-0	16	0	1	1					
8	Deon Cain	15-0	--	1	0	1					
32	Kyle Cote	7-0	--	1	0	1					1
62	David Estes	15-0	--	1	0	1					1
28	Tavien Feaster	12-0	--	1	0	1					1
57	Jay Guillermo	15-15	--	1	0	1					
51	Taylor Hearn	15-15	--	1	0	1					
75	Mitch Hyatt	15-14	--	1	0	1					
16	Jordan Leggett	15-15	--	1	0	1					
34	Ray-Ray McCloud	14-5	--	1	0	1					
47	Alex Spence	3-0	--	1	0	1					1
44	Garrett Williams	15-1	--	1	0	1					1
<b>Totals</b>		<b>15-15</b>		<b>806</b>	<b>377</b>	<b>1183</b>	<b>130-551</b>	<b>49-322</b>	<b>61</b>	<b>143</b>	<b>83</b>

#	INTERCEPTIONS	G-S	Int	Yards	Avg	TD	LG
18	Jadar Johnson	15-15	5	44	8.8	0	41
25	Cordrea Tankersley	15-15	4	22	5.5	0	18
23	Van Smith	15-15	2	94	47.0	0	86
19	Tanner Muse	15-0	1	64	64.0	1	64
2	Mark Fields	15-1	1	42	42.0	1	42
31	Ryan Carter	15-13	1	17	17.0	0	17
12	K'Von Wallace	15-0	1	13	13.0	0	13
30	Jalen Williams	10-1	1	12	12.0	0	12
6	Dorian O'Daniel	15-12	1	1	1.0	0	1
29	Marcus Edmond	13-3	1	0	0.0	0	0
34	Kendall Joseph	15-15	1	0	0.0	0	0
10	Ben Boulware	14-14	1	0	0.0	0	0
<b>CLEMSON</b>		<b>15-15</b>	<b>20</b>	<b>309</b>	<b>15.4</b>	<b>2</b>	<b>86</b>
<b>Opponents</b>		<b>15-15</b>	<b>17</b>	<b>169</b>	<b>9.9</b>	<b>1</b>	<b>70</b>

**Caused Fumbles (10):** Boulware 3, J. Johnson 2, Joseph 2, V. Smith 2, O'Daniel 1  
**Recovered Fumbles (7):** Lawrence 2, Wilkins 2, Boulware 1, D. Johnson 1, Watkins 1  
**Takeaways (27):** J. Johnson 5, Tankersley 4, Boulware 2, Lawrence 2, V. Smith 2, Wilkins 2, Carter 1, Edmond 1, Fields 1, D. Johnson 1, Joseph 1, Muse 1, O'Daniel 1, Wallace 1, Watkins 1, J. Williams 1  
**Blocked Kicks (6):** Lawrence 2, Muse 1, C. Smith 1, Watkins 1, Wilkins 1

\* - defensive; ^ - special teams tackles; Note: Special teams tackles and tackles after turnovers are included in tackle totals; tackle totals are from coaches film grade.

## SPECIAL TEAMS &amp; MISCELLANEOUS STATS

#	PUNTING	P	Yards	Y/P	LG	TB	FC	-20	50+	*Net
32	Andy Teasdall	61	2321	38.0	67	4	29	22	4	36.7
96	Michael Batson	1	46	46.0	46	0	1	0	0	46.0
4	Deshawn Watson	1	38	38.0	38	0	0	1	0	38.0
97	Carson King	1	37	37.0	37	0	0	1	0	35.0
<b>CLEMSON</b>		<b>64</b>	<b>2442</b>	<b>38.2</b>	<b>67</b>	<b>4</b>	<b>30</b>	<b>24</b>	<b>4</b>	<b>35.9</b>
<b>Opponents</b>		<b>109</b>	<b>4566</b>	<b>41.9</b>	<b>80</b>	<b>8</b>	<b>36</b>	<b>23</b>	<b>22</b>	<b>37.6</b>

#	FIELD GOALS	FG-FGA	Pct	11-29	30-39	40-49	50+	LG	HB
92	Greg Huegel	14-19	73.7	5-6	4-6	5-7	0-0	47	1
<b>CLEMSON</b>		<b>14-19</b>	<b>73.7</b>	<b>5-6</b>	<b>4-6</b>	<b>5-7</b>	<b>0-0</b>	<b>47</b>	<b>1</b>
<b>Opponents</b>		<b>12-20</b>	<b>60.0</b>	<b>7-7</b>	<b>2-5</b>	<b>2-6</b>	<b>1-2</b>	<b>53</b>	<b>2</b>

#	KICKOFFS	KO	Yds	Avg	TB	OB
92	Greg Huegel	97	5785	59.6	37	3
47	Alex Spence	7	427	61.0	1	0
39	Christian Groomes	1	65	65.0	0	0
<b>CLEMSON</b>		<b>105</b>	<b>6277</b>	<b>59.8</b>	<b>38</b>	<b>3</b>
<b>Opponents</b>		<b>59</b>	<b>3596</b>	<b>60.9</b>	<b>22</b>	<b>1</b>

#	PUNT RETURNS	PR	Yards	Avg	TD	LG
34	Ray-Ray McCloud	21	176	8.4	0	74
3	Artavis Scott	9	59	6.6	0	28
82	Adrien Dunn	1	30	30.0	0	30
38	Amir Trapp	3	13	4.3	0	8
17	Cornell Powell	1	0	0.0	0	0
<b>CLEMSON</b>		<b>35</b>	<b>278</b>	<b>7.9</b>	<b>0</b>	<b>74</b>
<b>Opponents</b>		<b>10</b>	<b>52</b>	<b>5.2</b>	<b>0</b>	<b>16</b>

#	KICKOFF RETURNS	KOR	Yards	Avg	TD	LG
3	Artavis Scott	23	535	23.3	0	77
28	Tavien Feaster	7	141	20.1	0	22
27	C.J. Fuller	3	53	17.7	0	25
41	Grant Radakovich	1	-3	-3.0	0	-3
<b>CLEMSON</b>		<b>34</b>	<b>723</b>	<b>21.3</b>	<b>0</b>	<b>77</b>
<b>Opponents</b>		<b>57</b>	<b>1123</b>	<b>19.7</b>	<b>0</b>	<b>68</b>

#	FUMBLE RETURNS	FR	Yards	Avg	TD	LG
--	--					
<b>CLEMSON</b>		<b>0</b>	<b>0</b>	<b>0.0</b>	<b>0</b>	<b>0</b>
<b>Opponents</b>		<b>5</b>	<b>99</b>	<b>19.8</b>	<b>0</b>	<b>70</b>

#	SCORING	G-S	TD	R-P-^Re	#2Pt	FG-FGA	\$PAT	Pts	Pts/G
92	Greg Huegel	15-15	0	0-0-0	0	14-19	71-73	113	7.5
9	Wayne Gallman	15-15	17	17-0-0	0	0-0	0-0	102	6.8
7	Mike Williams	15-15	11	0-11-0	1	0-0	0-0	68	4.5
8	Deon Cain	15-0	9	0-9-0	0	0-0	0-0	54	3.6
4	Deshawn Watson	15-15	9	9-0-0	0	0-0	0-0	54	3.6
16	Jordan Leggett	15-15	7	0-7-0	1	0-0	0-0	44	2.9
13	Hunter Renfrow	11-9	6	0-6-0	0	0-0	0-0	36	3.3
3	Artavis Scott	15-15	5	0-5-0	0	0-0	0-0	30	2.0
28	Tavien Feaster	12-0	2	2-0-0	0	0-0	0-0	12	1.0
34	Ray-Ray McCloud	14-5	2	2-0-0	0	0-0	0-0	12	0.9
27	C.J. Fuller	15-0	2	0-2-0	0	0-0	0-0	12	0.8
2	Kelly Bryant	4-0	1	1-0-0	0	0-0	0-0	6	1.5
14	Diondre Overton	8-0	1	0-1-0	0	0-0	0-0	6	0.8
22	Tyson Dye	7-0	1	1-0-0	0	0-0	0-0	6	0.7
14	Denzel Johnson	13-0	1	0-0-1	0	0-0	0-0	6	0.5
1	Trevion Thompson	13-0	1	0-1-0	0	0-0	0-0	6	0.5
2	Mark Fields	15-1	1	0-0-1	0	0-0	0-0	6	0.4
19	Tanner Muse	15-0	1	0-0-1	0	0-0	0-0	6	0.4
42	Christian Wilkins	15-15	1	0-1-0	0	0-0	0-0	6	0.4
<b>TEAM</b>		--	0	0-0-0	1	0-0	0-0	2	0.1
39	Christian Groomes	2-0	0	0-0-0	0	0-0	1-1	1	0.5
<b>CLEMSON</b>		<b>15-15</b>	<b>78</b>	<b>30-45-3</b>	<b>3</b>	<b>14-19</b>	<b>72-74</b>	<b>588</b>	<b>39.2</b>
<b>Opponents</b>		<b>15-15</b>	<b>34</b>	<b>20-13-1</b>	<b>0</b>	<b>12-20</b>	<b>30-32</b>	<b>270</b>	<b>18.0</b>

RED ZONE	*Poss.	TD	FG	TO	MFG	Downs	Half	Pts	Pts/P
CLEMSON	76	55	9	6	3	2	1	409	5.4
Opponents	38	22	8	2	3	3	0	175	4.6

FIRST & GOAL	Poss.	TD	FG	TO	MFG	Downs	Half	Pts	Pts/P
CLEMSON	44	38	2	2	1	1	0	257	6.1
Opponents	22	17	3	1	1	0	0	127	5.8

\* - does not factor in touchbacks; ^ - returns and recoveries; # - PATs and safeties; \$ - kicking only; R - first-and-10 inside the opponent 21.

## SCOREBOARD

Date	Site	W-L	Score	Opponent (AP,USA)	Attendance	CU AP,USA	Leading Rusher(s)	Leading Passer(s)	Leading Receiver(s)	Leading Tackler(s)
9-3	^A	W	19-13	Auburn	87,451	2,2	Gallman (30-123)	Watson (19-34-248)	M. Williams (9-174)	Joseph (14)
9-10	H	W	30-24	Troy	78,532	2,2	Watson (10-55)	Watson (27-53-292)	McCloud (7-86)	V. Smith (14)
9-17	H	W	59-0	SC State	79,590	5,3	Feaster (12-83)	Watson (12-15-152)	McCloud (4-60)	Mullen (7)
9-22	^A	W	26-7	* Georgia Tech	53,932	5,3	Gallman (17-59)	Watson (32-48-304)	McCloud (8-101)	Boulware (10)
10-1	^H	W	42-36	* Louisville (3/4)	83,362	5,3	Gallman (16-110)	Watson (20-31-306)	M. Williams (5-70)	Boulware (17)
10-7	^A	W	56-10	* Boston College	44,500	3,3	Gallman (9-109)	Watson (14-24-266)	A. Scott (4-45)	V. Smith (13)
10-15	H	W	24-17 <sup>(on)</sup>	* NC State	82,104	3,3	Fuller (16-56)	Watson (39-52-378)	M. Williams (12-146)	Joseph (10)
10-29	^A	W	37-34	* Florida State (12,14)	78,025	3,3	Gallman (20-82)	Watson (27-43-378)	M. Williams (7-70)	Boulware (8)
11-5	H	W	54-0	* Syracuse	80,609	3,2	Gallman (10-63)	Schuessler (11-17-177)	A. Scott (7-45)	Boulware (7)
11-12	H	L	42-43	* Pittsburgh	81,048	3,2	Gallman (18-36)	Watson (52-70-580)	M. Williams (15-202)	Boulware (12)
11-19	^A	W	35-13	* Wake Forest	31,512	5,5	Gallman (22-161)	Watson (23-33-202)	M. Williams (6-58)	Joseph (11)
11-26	^H	W	56-7	South Carolina	81,542	4,3	Gallman (19-112)	Watson (27-33-347)	A. Scott (9-77)	Boulware (10)
12-3	^N	W	42-35	! Virginia Tech (19,18)	50,628	3,3	Watson (17-85)	Watson (23-34-288)	A. Scott (7-48)	Boulware, Joseph (11)
12-31	^N	W	31-0	# Ohio State (2,2)	71,279	3,3	Gallman (18-85)	Watson (23-36-259)	M. Williams (6-96)	V. Smith (9)
1-9	^N	W	35-31	\$ Alabama (1,1)	74,512	3,3	Gallman (18-46)	Watson (36-56-420)	Renfrow (10-92)	Boulware (10)



# TEAM STATS

Category	AUB	TROY	SCS	GAT	LOU	BOC	NCS	FSU	SYR	PIT	WFO	USC	VT	OSU	ALA	Totals
Points	19 13	30 24	59 0	26 7	42 36	56 10	24 17	37 34	54 0	42 43	35 13	56 7	42 35	31 0	35 31	588 270
Total Offense	399 262	414 386	555 102	442 124	507 568	508 251	495 397	511 449	562 277	630 464	456 197	622 218	470 386	470 215	511 376	7552 4672
Plays	78 71	85 78	78 55	82 52	62 99	61 72	91 74	81 63	84 68	95 71	75 54	89 58	75 71	85 56	99 66	1221 1008
Yards Per Play	5.1 3.7	4.9 4.9	9.4 2.3	5.4 2.4	8.2 5.7	8.3 3.5	5.4 5.4	6.3 7.1	6.7 4.1	6.6 6.5	6.1 3.6	7.0 3.8	6.3 5.4	11.0 6.7	5.2 5.7	6.2 4.6
Rushing Yards	151 87	122 141	227 48	138 95	201 273	230 155	117 128	133 163	192 105	50 156	254 71	250 111	182 102	205 88	91 221	2543 1944
Carries	44 41	32 33	43 32	34 38	31 55	35 48	39 32	38 28	45 28	25 33	42 36	53 29	41 35	48 23	42 34	592 525
10+ Yard Carries	2 4	3 4	9 2	5 4	6 14	4 5	2 6	6 3	8 3	0 4	6 3	8 5	6 3	8 3	3 7	76 70
20+ Yard Carries	1 0	0 1	2 1	0 0	2 3	2 1	0 0	0 3	1 1	0 3	3 1	1 1	1 1	2 1	0 5	15 22
Passing Yards	248 175	292 245	328 54	304 29	306 295	278 96	378 269	378 286	370 172	580 308	202 126	372 107	288 284	265 127	420 155	5009 2728
Completions	19 15	27 26	27 8	32 4	20 27	16 12	39 21	27 17	27 24	52 22	23 7	30 14	23 22	24 19	36 14	422 252
Passing Attempts	34 30	53 45	35 23	48 14	31 44	26 24	52 42	43 35	40 40	70 38	33 18	36 29	34 36	37 33	57 32	629 483
Had Intercepted	1 2	2 3	0 1	1 1	3 1	0 1	1 2	2 1	0 3	3 0	0 0	1 1	1 2	2 2	0 0	17 20
Completion Percentage	55.8 50.0	50.9 57.7	77.1 34.8	66.7 28.6	64.5 61.3	61.5 50.0	75.0 50.0	62.7 48.6	67.5 60.0	74.2 57.8	69.7 39.0	83.3 48.2	67.6 61.1	64.8 57.5	63.1 43.7	67.1 52.2
Passing Efficiency	121.0 85.7	108.4 104.8	203.1 45.8	129.5 31.6	181.3 120.6	202.1 89.0	144.9 94.2	142.7 120.9	178.2 81.1	149.5 174.0	131.1 97.7	219.5 83.7	162.0 125.4	123.1 77.8	142.4 94.7	152.1 100.2
20+ Yard Completions	5 2	5 2	5 0	3 1	7 5	4 1	3 5	6 6	6 1	7 5	2 2	4 1	5 5	4 1	6 2	72 39
First Downs	19 17	24 21	27 9	24 11	26 31	21 15	30 23	25 23	28 15	33 23	21 9	40 14	30 19	24 9	31 16	403 255
Total Touchdowns	2 1	3 3	8 0	3 1	6 4	8 1	3 2	4 5	7 0	6 6	5 1	8 1	6 5	4 0	5 4	78 34
Rushing Touchdowns	1 1	0 1	2 0	1 1	1 3	3 0	1 1	2 4	2 0	3 1	4 1	2 0	3 4	3 0	2 3	30 20
Passing Touchdowns	1 0	3 2	5 0	2 0	5 1	4 1	2 0	2 1	4 0	3 5	1 0	6 1	3 1	1 0	3 1	45 13
Field Goals	2-2 2-2	3-3 1-2	1-2 0-0	1-2 0-0	0-0 3-3	0-0 1-1	1-1 1-4	3-3 0-0	2-3 0-1	0-0 1-2	0-0 2-2	0-1 0-0	0-0 0-0	1-2 0-2	0-0 1-1	14-19 12-20
Punting	4-166 5-222	6-225 8-350	1-37 10-401	6-232 8-312	5-214 5-240	5-186 9-326	2-52 3-116	4-152 7-265	3-121 8-308	3-113 5-217	4-146 10-401	2-74 7-308	5-173 6-269	5-206 7-348	9-345 11-483	64-2442 109-4566
Punting Average	41.5 43.8	37.5 40.1	37.0 39.0	38.7 48.0	42.8 36.2	37.2 38.7	26.0 37.9	38.0 38.5	40.3 43.4	37.7 40.6	36.5 40.1	37.0 44.0	34.6 44.8	41.2 49.7	38.3 43.9	38.2 41.9
Net Punting Average*	36.5 44.4	33.5 26.8	35.0 31.0	36.0 36.9	39.8 48.2	37.2 35.8	26.0 38.7	38.0 36.1	38.0 37.4	37.7 39.2	32.0 35.8	27.0 36.6	34.2 45.7	41.4 47.4	37.3 40.0	35.9 37.6
Time of Possession	30:29 29:31	26:40 33:20	28:46 25:14	31:36 28:24	22:31 37:29	21:52 38:08	29:14 30:46	33:02 26:58	32:27 27:33	34:02 25:58	31:41 28:19	34:14 25:46	31:52 28:08	35:51 24:09	34:44 25:16	30:36 29:00
Third-Down Conversions	6-17 3-17	8-20 2-15	8-14 3-14	10-18 2-12	4-9 9-19	6-12 6-19	10-17 7-15	7-17 4-12	8-15 5-15	12-18 3-11	7-15 2-15	10-15 4-13	6-11 7-15	8-17 3-14	7-18 2-15	117-233 62-221
Fourth-Down Conversions	1-3 3-5	0-1 2-3	2-3 0-1	0-0 0-1	0-0 0-1	0-0 1-2	3-4 0-0	2-2 0-1	2-2 1-2	1-2 1-1	2-4 0-0	2-2 0-2	0-0 1-2	0-1 0-2	0-1 1-1	15-25 10-24
Average Starting Field Position* 23	31 31	35 32	40 24	36 23	33 27	31 31	29 26	33 25	33 25	31 26	30 31	36 20	25 30	34 28	23 34	31 28
Red-Zone Scoring	3-4 2-4	4-4 2-2	6-6 0-0	3-6 1-1	2-4 7-8	3-3 2-3	4-6 2-5	5-5 3-3	6-6 0-1	5-7 4-4	4-4 2-2	7-8 0-0	5-5 3-3	3-4 0-0	4-4 2-2	64-76 30-38
Red-Zone Touchdowns	2 1	1 2	5 0	3 1	2 4	3 1	3 1	3 3	5 0	5 4	4 1	7 0	5 3	3 0	4 1	55 22
Red-Zone Points	16 10	16 14	38 0	21 7	13 36	21 10	24 10	26 20	38 0	35 27	28 10	49 0	35 21	21 0	28 10	409 175
First-&-Goal Scoring	2 1	1 2	5 0	3 1	1 4	2 2	2 1	3 2	4 0	3 2	3 2	3 0	3 5	2 0	3 0	40 22
First-&-Goal Touchdowns	2 1	1 2	4 0	3 1	1 3	2 1	2 1	3 2	3 0	3 2	3 1	3 0	3 3	2 0	3 0	38 17
First-&-Goal Points	13 7	7 14	31 0	21 7	7 23	14 10	14 7	20 14	24 0	21 14	21 10	21 0	21 21	14 0	21 0	270 127
Turnovers	2 3	3 3	0 2	1 1	5 3	1 2	4 2	2 1	0 3	3 1	1 0	1 1	1 2	2 3	2 0	28 27
Points Off Turnovers	0 0	10 0	10 0	3 0	14 20	7 3	0 7	3 14	0 21	7 13	0 3	7 0	7 0	7 0	0 3	75 84
Penalties	6-55 9-60	7-71 11-95	7-59 5-19	10-80 2-15	6-59 11-104	4-23 6-52	5-40 13-120	9-84 13-111	3-30 10-55	9-101 3-40	6-33 5-44	7-75 5-54	8-65 8-89	5-60 8-72	3-35 9-82	95-870 118-1012
Punt Returns	0-0 0-0	3-96 1-4	7-91 1-2	3-17 1-16	1-(-1) 2-15	3-4 0-0	1-0 0-0	1-(-8) 0-0	2-9 1-7	3-1 0-0	4-23 1-(-2)	2-32 0-0	2-(-5) 1-2	2-16 1-(-1)	1-3 1-9	35-278 10-52
Kickoff Returns	1-16 3-42	1-22 1-14	1-21 4-50	1-23 1-11	8-217 3-46	3-61 6-115	2-36 0-0	1-22 5-93	0-0 10-242	7-117 1-16	2-38 3-62	1-20 7-139	0-0 5-108	0-0 5-128	6-130 3-57	34-723 57-1123
Interception Returns	2-0 1-0	3-13 2-56	1-41 0-0	1-8 1-2	1-0 3-0	1-42 0-0	2-13 1-28	1-3 2-15	3-85 0-0	0-0 3-70	0-0 0-0	1-0 1-0	2-0 1-0	2-104 2-0	0-0 0-0	20-309 17-171
Fumble Returns	0-0 0-0	0-0 0-0	0-0 0-0	0-0 0-0	0-0 2-15	0-0 0-0	0-0 1-70	0-0 0-0	0-0 0-0	0-0 0-0	0-0 0-0	0-0 0-0	0-0 0-0	0-0 0-0	0-0 2-14	0-0 5-99
Sacks	4-30 0-0	1-8 1-8	5-32 1-3	3-30 1-5	5-22 0-0	3-17 2-14	4-18 2-11	6-56 4-13	2-12 1-3	2-7 2-8	4-31 0-0	3-20 1-10	4-16 0-0	3-23 2-17	0-0 4-25	49-322 21-117

\* - does not factor in touchbacks; ° - in teams' own territory; Note: Clemson totals on top, opponent totals on bottom; **bold** denotes a Clemson home game.



# SUPERLATIVES

## TEAM

Category	2016 Clemson Team High	Clemson Team Record	2016 Opponent Team High	Opponent Team Record
Total Offense	630 vs. <b>Pittsburgh, 11-12</b>	756 vs. <b>Wake Forest, 10-31-1981</b>	568 by <b>Louisville, 10-1</b>	771 by Florida State, 11-4-2000
Plays	99 vs. Alabama, 1-9	102 vs. <b>NC State, 11-17-2012</b>	99 by <b>Louisville, 10-1</b>	99 by <b>South Carolina, 11-12-1968</b> by <b>Louisville, 10-1-2016</b>
Yards Per Play	8.3 vs. Boston College, 10-7, <b>Pitt, 11-12</b>	11.2 vs. Georgia Tech, 10-17-1903	7.1 by Florida State 10-29	9.3 by Florida State, 11-4-2000
Rushing Yards	254 vs. Wake Forest, 11-19	615 vs. Georgia Tech, 10-17-1903	273 by <b>Louisville, 10-1</b>	478 by Tulane, 11-18-1944
Carries	53 vs. <b>South Carolina, 11-26</b>	78 vs. Duke, 10-20-1979	55 by <b>Louisville, 10-1</b>	82 by North Carolina, 11-15-1969
Yards Per Carry	6.6 vs. Boston College, 10-7	11.2 vs. Georgia Tech, 10-17-1903	6.5 by Alabama, 1-9	
Rushing Touchdowns	4 vs. Wake Forest, 11-19	11 vs. <b>Presbyterian College, 9-25-1948</b>	4 by Florida St., 10-29, Va. Tech, 12-3	
Passing Yards	580 vs. <b>Pittsburgh, 11-12</b>	580 vs. <b>Pittsburgh, 11-12-2016</b>	308 by <b>Pittsburgh, 11-12</b>	521 by Florida State, 11-4-2000
Completions	52 vs. <b>Pittsburgh, 11-12</b>	52 vs. <b>Pittsburgh, 11-12-2016</b>	27 by <b>Louisville, 10-1</b>	39 by Texas Tech, 12-23-2002
Passing Attempts	70 vs. <b>Pittsburgh, 11-12</b>	70 vs. <b>Pittsburgh, 11-12-2016</b>	45 by <b>Troy, 9-10</b>	59 by Louisiana Tech, 12-31-2001
Completion % <sup>(10 comp.)</sup>	83.3 vs. <b>South Carolina, 11-26</b>	88.2 vs. <b>The Citadel, 9-16-1978</b>	61.3 by <b>Louisville, 10-1</b>	84.6 by NC State, 10-20-1990
Passing Efficiency <sup>(10 comp.)</sup>	219.8 vs. <b>South Carolina, 11-26</b>	262.9 vs. <b>Furman, 9-15-2007</b>	174.0 by <b>Pittsburgh, 11-12</b>	232.2 by Florida State, 9-11-1993
Passing Touchdowns	6 vs. <b>South Carolina, 11-26</b>	6 vs. many (5)	5 by <b>Pittsburgh, 11-12</b>	6 by Florida State, 9-11-1993 by West Virginia, 1-4-2012
Longest Pass	65 vs. <b>Syracuse, 11-5</b>	97 vs. <b>Virginia, 11-16-1974</b>	68 by Alabama 1-9	98 by Florida State, 11-4-2000
First Downs	40 vs. <b>South Carolina, 11-26</b>	40 vs. <b>South Carolina, 11-26-2016</b>	31 by <b>Louisville, 10-1</b>	35 by Maryland, 11-17-1984
Total Touchdowns	8 vs. Boston College, 10-7 vs. <b>South Carolina, 11-26</b>	12 vs. <b>Wake Forest, 10-31-1981</b>	6 by <b>Pittsburgh, 11-12</b>	10 by West Virginia, 1-4-2012
Points	59 vs. <b>SC State, 9-17</b>	122 vs. <b>Guilford, 10-5-1901</b>	43 by <b>Pittsburgh, 11-12</b>	74 by Alabama, 11-14-1931
Field Goals	3 vs. <b>Troy, 9-10</b> vs. Florida State, 10-29	6 vs. <b>Texas A&amp;M, 9-3-2005</b> vs. <b>Boston College, 9-19-2009</b>	3 by <b>Louisville, 10-1</b>	6 by <b>Duke, 10-16-1976</b>
Punting Average <sup>(3 punts)</sup>	40.3 vs. <b>Syracuse, 11-5</b>	56.7 vs. Wake Forest, 11-1-1986	49.7 by Ohio State, 12-31	52.0 by Wake Forest, 10-1-2005
Time of Possession	34:44 vs. Alabama, 1-9	42:58 vs. <b>North Carolina, 11-7-1992</b>	38:08 by Boston College, 10-7	41:52 by <b>North Texas, 9-4-2010</b>
Penalties	10 vs. Georgia Tech, 9-22	20 vs. NC State, 10-13-2001	13 by <b>NC State, 10-15</b> by Florida State, 10-29	21 by Mississippi State, 12-30-1999
Penalty Yards	101 vs. <b>Pittsburgh, 11-12</b>	181 vs. NC State, 10-13-2001	120 by <b>NC State, 10-15</b>	188 by Mississippi State, 12-30-1999
Turnovers	5 vs. <b>Louisville, 10-1</b>	10 vs. Florida, 10-11-1952	3 by many (4)	9 by <b>Georgia, 9-19-1981</b>
Third-Down Conversions	12 vs. <b>Pittsburgh, 11-12</b>	15 vs. <b>Western Carolina, 9-3-1983</b>	9 by <b>Louisville, 10-1</b>	15 by <b>Georgia, 9-21-1985</b>
Third-Down Conversion %	66.7 vs. <b>Pittsburgh, 11-12</b> vs. <b>South Carolina, 11-26</b>	100.0 vs. <b>Wake Forest, 10-31-1981</b>	47.3 by <b>Louisville, 10-1</b>	72.7 by Florida State, 9-11-1993
Field Position*	40 vs. <b>SC State, 9-17</b>	49 vs. <b>Florida Atlantic, 9-2-2006</b>	32 by <b>Troy, 9-10</b>	50 by Wake Forest, 10-7-2006
Punt Return Yards	96 vs. <b>Troy, 9-10</b>	227 vs. <b>Georgia Tech, 9-26-1987</b>	16 by Georgia Tech, 9-22	150 by <b>Florida State, 9-20-1997</b>
Kickoff Return Yards	217 vs. <b>Louisville, 10-1</b>	286 vs. Florida State, 9-25-2004	242 by <b>Syracuse, 11-5</b>	290 by <b>North Carolina, 10-22-2011</b>
Interception Return Yards	85 vs. <b>Syracuse, 11-5</b>	143 vs. Maryland, 10-31-1970	70 by <b>Pittsburgh, 11-12</b>	166 by <b>Auburn, 11-21-1953</b>
Interceptions By Defense	3 vs. <b>Troy, 9-10</b>	6 vs. South Carolina, 11-27-1971 vs. NC State, 9-30-1995	3 by <b>Pittsburgh, 11-12</b>	7 by South Carolina, 10-25-1945
Fumble Return Yards	0 --	93 vs. Virginia, 9-19-1998	70 by <b>NC State, 10-15</b>	103 by West Virginia, 1-4-2012
Sacks	6 vs. Florida State, 10-29	12 vs. <b>Furman, 9-7-1996</b>	4 by Florida State, 10-29 by Alabama, 1-9	7 by <b>Florida State, 9-20-1997</b> by <b>Virginia, 10-11-1997</b>

## INDIVIDUAL

Category	2016 Clemson Individual Best	Clemson Individual Record	2016 Opponent Individual Best	Opponent Individual Record
Total Offense	588 by Deshaun Watson vs. <b>Pittsburgh, 11-12</b>	588 by Deshaun Watson vs. <b>Pittsburgh, 11-12-2016</b>	457 by <b>Lamar Jackson (Louisville), 10-1</b>	509 by Chris Weinke (Florida State), 11-4-2000
Rushing Yards	161 by Wayne Gallman vs. Wake Forest, 11-19	263 by <b>Raymond Priestner vs. Duke, 11-11-1995</b>	169 by Dalvin Cook (FSU), 10-29	256 by Steve Wadiak (South Carolina), 10-19-1950
Carries	30 by Wayne Gallman vs. Auburn, 9-3	36 by many (3)	31 by <b>Lamar Jackson (Louisville), 10-1</b>	45 by James McDougald (Wake Forest), 10-9-1976
Rushing Touchdowns	3 by <b>Wayne Gallman vs. Pittsburgh, 11-12</b>	5 by Stumpy Banks vs. Furman, 10-13-1917 5 by Maxcey Welch vs. Newberry, 10-17-1930	4 by Dalvin Cook (FSU), 10-29	4 by many (4)
Longest Carry	59 by Wayne Gallman vs. Boston College, 10-7	90 by Banks McFadden vs. <b>Presbyterian College, 9-23-1939</b> 90 by Buck George vs. Furman, 11-17-1951	70 by Dalvin Cook (FSU), 10-29	98 Steve Atkins (Maryland), 11-18-1978
Passing Yards	580 by Deshaun Watson vs. <b>Pittsburgh, 11-12</b>	580 by Deshaun Watson vs. <b>Pittsburgh, 11-12-2016</b>	308 by <b>Nathan Peterman (Pitt), 11-12</b>	521 by Chris Weinke (Florida St.), 11-4-2000
Completions	52 by Deshaun Watson vs. <b>Pittsburgh, 11-12</b>	52 by Deshaun Watson vs. <b>Pittsburgh, 11-12-2016</b>	27 by <b>Lamar Jackson (Louisville), 10-1</b>	35 by <b>George Godsey (Georgia Tech), 10-28-2000</b>
Passing Attempts	70 by Deshaun Watson vs. <b>Pittsburgh, 11-12</b>	70 by Deshaun Watson vs. <b>Pittsburgh, 11-12-2016</b>	44 by <b>Lamar Jackson (Louisville), 10-1</b>	57 by <b>Kip Allen (The Citadel), 10-4-1986</b> 57 by <b>George Godsey (Georgia Tech), 10-28-2000</b>
Completion % <sup>(10 comp.)</sup>	83.3 by Deshaun Watson vs. <b>USC, 11-26</b>	95.0 by <b>Cole Stoudt vs. SC State, 9-7-2013</b>	61.3 by <b>Lamar Jackson (Louisville), 10-1</b>	100.0 by <b>Darian Durant (North Carolina), 10-20-2001</b>
Passing Efficiency <sup>(10 comp.)</sup>	231.1 by Deshaun Watson vs. <b>SC State, 9-17</b>	261.9 by Tajh Boyd vs. Syracuse, 10-5-2013	174.0 by <b>Nathan Peterman (Pitt), 11-12</b>	245.5 by Mike Elkins (Wake Forest), 10-29-1988
Passing Touchdowns	6 by Deshaun Watson vs. <b>South Carolina, 11-26</b>	6 by Deshaun Watson vs. <b>North Carolina, 9-27-2014</b> 6 by Deshaun Watson vs. <b>South Carolina, 11-26-2016</b>	5 by <b>Nathan Peterman (Pitt), 11-12</b>	6 by Geno Smith (West Va.), 1-4-2012
Receptions	15 by <b>Mike Williams vs. Pittsburgh, 11-12</b>	16 by Sammy Watkins vs. Ohio State, 1-3-2014	12 by Cam Phillips (Va. Tech), 12-3	14 by <b>Kelly Campbell (Ga. Tech), 10-28-2000</b>
Receiving Yards	202 by <b>Mike Williams vs. Pittsburgh, 11-12</b>	227 by Sammy Watkins vs. Ohio State, 1-3-2014	128 by <b>Scott Orndoff (Pitt) 11-12</b>	249 by <b>Peter Warrick (Florida State), 9-20-1997</b>
Receiving Touchdowns	3 by <b>Mike Williams vs. USC, 11-26</b>	3 by many (6)	2 by many (3)	4 by <b>Torry Holt (NC State), 10-31-1998</b> 4 by Tavon Austin (West Virginia), 1-4-2012
All-Purpose Yards	248 by <b>Artavis Scott vs. Pittsburgh, 11-12</b>	345 by Sammy Watkins vs. Maryland, 10-15-2011	189 by <b>Sean Riley (Syracuse) 11-5</b> by <b>James Conner (Pitt) 11-12</b>	496 by <b>Tobias Palmer (NC State), 11-17-2012</b>
Total Touchdowns	3 by <b>Wayne Gallman vs. Pittsburgh, 11-12</b> by <b>Mike Williams vs. USC, 11-26</b>	5 by Stumpy Banks vs. Furman, 10-13-1917 by Maxcey Welch vs. Newberry, 10-17-1930	4 by Dalvin Cook (FSU), 10-29	4 by many (7)
Points	18 by <b>Wayne Gallman vs. Pittsburgh, 11-12</b> by <b>Mike Williams vs. South Carolina, 11-26</b>	33 by <b>Maxcey Welch vs. Newberry, 10-17-1930</b>	24 by Dalvin Cook (FSU), 10-29	24 by many (7)
Field Goals	3 by <b>Greg Huegel vs. Troy, 9-10</b> by Greg Huegel vs. FSU, 10-29	6 by <b>Jad Dean vs. Texas A&amp;M, 9-3-2005</b> by <b>Richard Jackson vs. Boston College, 9-19-2009</b>	3 by <b>Blanton Cregue (Louisville), 10-1</b>	6 by <b>Vince Fusco (Duke), 10-17-1976</b>
Longest Field Goal	47 by Greg Huegel vs. Ga. Tech, 9-22	61 by <b>Spencer Benton vs. Ball State, 9-8-2012</b>	53 by Daniel Carlson (Auburn), 9-3	60 by Kevin Butler (Georgia), 9-22-1984
Punting Average <sup>(3 punts)</sup>	42.8 by <b>Andy Teasdale vs. Louisville, 10-1</b>	55.3 by <b>Dale Hatcher vs. Kentucky, 10-2-1982</b>	48.0 by <b>Mason King (Louisville), 10-1</b>	
Punt Return Yards	96 by <b>Ray-Ray McCloud vs. Troy, 9-10</b>	167 by Don Kelley vs. Maryland, 10-20, 1970	15 by <b>Jaire Alexander (Louisville), 10-1</b>	
Kickoff Return Yards	123 by <b>Artavis Scott vs. Pittsburgh, 11-12</b>	282 by Justin Miller vs. Florida State, 9-25-2004	108 by Henri Murphy (Va. Tech), 12-3	
Interception Return Yards	86 by Van Smith vs. Ohio State, 12-31	101 by <b>Willie Underwood vs. South Carolina, 11-22-1980</b>	70 by <b>Saleem Brightwell (Pitt) 11-12</b>	128 by <b>Dennis Tabron (Duke), 10-18-1980</b>
Interceptions	2 by Cordrea Tankersley vs. Virginia Tech, 12-3	3 by many (5)	2 by <b>Jaire Alexander (Louisville), 10-1</b>	4 by Jim Dooley (Miami (FL)), 1-1-1952
Fumble Return Yards	0 --	93 by Antwan Edwards vs. Virginia, 9-19-1998	70 by <b>Shawn Boone (NC State), 10-15</b>	
Tackles	17 by <b>Ben Boulware vs. Louisville, 10-1</b>	27 by Keith Adams vs. South Carolina, 11-20-1999	19 by <b>Darius Leonard (SC State), 9-17</b>	29 by <b>Ed Stetz (Wake Forest), 10-30-1971</b>
Tackles For Loss	3 by <b>Ben Boulware vs. Louisville, 10-1</b> by Clelin Ferrell vs. Ohio State, 12-31	6 by <b>Keith Adams vs. Duke, 11-6-1999</b> by Andre Branch vs. Virginia Tech, 10-1-2011	2 by Derrick Nnadi (FSU), 10-29 2 by Ryan Anderson (Alabama) 1-9	4.5 by <b>Jadeveon Clowney (South Carolina), 11-24-2012</b>
Sacks	2 by many	4 by <b>Keith Adams vs. Duke, 11-6-1999</b> by Andre Branch vs. Virginia Tech, 10-1-2011	1.5 by <b>Jeremiah Taleni (Pitt), 11-12</b>	4.5 by <b>Jadeveon Clowney (South Carolina), 11-24-2012</b>

\* - average starting field position in teams' own territory; Note: Numbers in parentheses denote minimums; **bold** denotes a Clemson home game.

# INDIVIDUAL OFFENSIVE & SPECIAL TEAMS STATS

## RUSHING

	#9 Gallman			#4 Watson			#26 Choice			#22 Dye			#27 Fuller			#28 Feaster		
Opponent	Car	Yds	TD	Car	Yds	TD	Car	Yds	TD	Car	Yds	TD	Car	Yds	TD	Car	Yds	TD
Auburn	30	123	1	11	21	0	3	7	0	--	--	--	0	0	0	--	--	--
Troy	9	34	0	10	55	0	3	10	0	6	19	0	1	5	0	0	0	0
SC State	7	40	1	2	8	0	5	9	0	5	47	0	4	12	0	12	83	1
Georgia Tech	17	59	1	12	36	0	4	26	0	--	--	--	0	0	0	0	0	0
Louisville	16	110	1	14	91	0	0	0	0	--	--	--	0	0	0	0	0	0
Boston College	9	109	1	9	33	0	5	12	0	3	11	1	2	9	0	4	56	1
NC State	2	14	0	13	35	1	5	14	0	1	(-3)	0	16	56	0	--	--	--
Florida State	20	82	2	17	52	0	--	--	--	--	--	--	0	0	0	--	--	--
Syracuse	10	63	1	8	36	1	6	22	0	1	12	0	5	24	0	9	28	0
Pittsburgh	18	36	3	5	8	0	--	--	--	--	--	--	2	6	0	0	0	0
Wake Forest	22	161	2	7	47	2	6	34	0	--	--	--	3	7	0	3	6	0
South Carolina	19	112	1	5	19	0	4	8	0	5	23	0	7	46	0	6	36	0
Virginia Tech	17	59	1	17	85	2	--	--	--	--	--	--	5	40	0	--	--	--
Ohio State	18	85	1	15	57	2	4	16	0	--	--	--	1	3	0	3	12	0
Alabama	18	46	1	21	43	1	--	--	--	--	--	--	1	3	0	0	0	0
Totals	232	1133	17	166	626	9	45	158	0	21	109	1	47	211	0	37	221	2

## PASSING

	#4 Watson						#12 Schuessler						#2 Bryant					
Opponent	Cm	Att	Yds	Int	TD	Eff	Cm	Att	Yds	Int	TD	Eff	Cm	Att	Yds	Int	TD	Eff
Auburn	19	34	248	1	1	121.0	--	--	--	--	--	--	--	--	--	--	--	--
Troy	27	53	292	2	3	108.4	--	--	--	--	--	--	--	--	--	--	--	--
SC State	12	15	152	0	3	231.1	7	11	118	0	1	183.7	4	5	27	0	1	191.3
Georgia Tech	32	48	304	1	2	129.4	--	--	--	--	--	--	--	--	--	--	--	--
Louisville	20	31	306	3	5	181.3	--	--	--	--	--	--	--	--	--	--	--	--
Boston College	15	25	270	0	4	203.5	1	1	8	0	0	150.4	0	0	0	0	0	--
NC State	39	52	378	1	2	144.9	--	--	--	--	--	--	--	--	--	--	--	--
Florida State	27	43	378	2	2	142.7	--	--	--	--	--	--	--	--	--	--	--	--
Syracuse	13	16	177	0	2	191.0	11	17	177	0	2	191.0	2	4	21	0	0	94.1
Pittsburgh	52	70	580	3	3	149.5	--	--	--	--	--	--	--	--	--	--	--	--
Wake Forest	23	33	202	0	1	131.1	0	0	0	0	0	--	--	--	--	--	--	--
South Carolina	27	33	347	1	6	224.1	3	3	25	0	0	170.0	0	0	0	0	0	--
Virginia Tech	23	34	288	1	3	162.0	--	--	--	--	--	--	--	--	--	--	--	--
Ohio State	23	36	259	2	1	122.4	1	1	6	0	0	150.4	--	--	--	--	--	--
Alabama	36	56	420	0	3	144.9	--	--	--	--	--	--	--	--	--	--	--	--
Totals	388	579	4593	17	41	151.1	23	33	334	0	3	184.7	6	9	48	0	1	148.1

## RECEIVING

	#7 M. Williams			#3 A. Scott			#13 Renfrow			#34 McCloud			#9 Gallman			#8 Cain			#16 Leggett			#17 Powell		
Opponent	Rec	Yds	TD	Rec	Yds	TD	Rec	Yds	TD	Rec	Yds	TD	Rec	Yds	TD	Rec	Yds	TD	Rec	Yds	TD	Rec	Yds	TD
Auburn	9	174	0	3	30	0	3	27	1	2	8	0	1	8	0	1	1	0	0	0	0	--	--	--
Troy	2	24	0	7	71	0	1	35	1	7	86	0	3	25	0	2	37	1	1	9	0	1	5	0
SC State	3	44	0	3	28	0	--	--	--	4	60	2	0	0	0	2	33	1	0	0	0	3	10	0
Georgia Tech	6	61	1	3	14	0	--	--	--	8	101	0	3	22	0	1	1	0	4	31	1	5	44	0
Louisville	5	70	1	3	40	1	--	--	--	3	16	0	0	0	0	4	98	2	3	70	1	0	0	0
Boston College	2	59	1	4	45	0	--	--	--	2	17	0	0	0	0	3	68	2	2	66	1	2	17	0
NC State	12	146	1	4	23	1	6	53	0	6	51	0	1	18	0	2	17	0	5	56	0	--	--	--
Florida State	7	70	0	4	33	0	5	62	1	2	13	0	1	2	0	2	69	0	5	122	1	--	--	--
Syracuse	6	106	1	7	45	1	2	17	0	--	--	--	0	0	0	5	125	2	2	31	0	0	0	0
Pittsburgh	15	202	1	13	125	1	7	77	0	4	26	0	4	10	0	3	45	1	6	95	0	--	--	--
Wake Forest	6	58	1	4	13	0	2	26	0	3	24	0	2	11	0	3	20	0	3	50	0	0	0	0
South Carolina	6	100	3	9	77	1	1	10	0	3	32	0	0	0	0	2	38	0	3	58	1	1	11	0
Virginia Tech	5	57	0	7	48	0	2	46	1	1	9	0	1	7	0	2	69	0	4	49	2	--	--	--
Ohio State	6	96	0	2	16	0	5	50	0	4	29	0	1	10	0	1	9	0	1	4	0	0	0	0
Alabama	8	94	1	3	6	0	10	92	2	0	0	0	3	39	0	5	94	0	7	95	0	--	--	--
Totals	98	1361	11	76	614	5	44	495	6	49	472	2	20	152	0	38	724	9	46	736	7	12	87	0

## KICKING

	#92 Huegel		#32 Teasdale		#	Yds	Avg	-20	50+
Opponent	Made	Missed							
Auburn	30,40	--	4	166	41.5	1	1		
Troy	26,32,34	--	6	225	37.5	1	0		
SC State	26	42	--	--	--	--	--		
Georgia Tech	47	27	6	232	38.7	4	0		
Louisville	--	--	5	214	42.8	3	0		
Boston College	--	--	5	186	37.2	2	1		
NC State	25	--	2	52	26.0	1	0		
Florida State	23,34,46	--	4	152	38.0	2	0		
Syracuse	22,46	40	2	75	37.5	0	0		
Pittsburgh	--	--	3	113	37.7	2	0		
Wake Forest	--	--	4	146	36.5	1	1		
South Carolina	--	39	2	74	37.0	1	0		
Virginia Tech	--	--	5	173	34.6	0	0		
Ohio State	45	31	5	206	41.2	3	1		
Alabama	--	--	8	307	38.4	1	0		
Totals	14	5	61	2321	38.0	22	4		

## RETURNS

	#34 McCloud			#3 A. Scott			#3 A. Scott			#28 Feaster		
Opponent	PR	Yds	Avg	PR	Yds	Avg	KOR	Yds	Avg	KOR	Yds	Avg
Auburn	0	0	0.0	0	0	0.0	1	14	14.0	--	--	--
Troy	3	96	32.0	0	0	0.0	0	0	0.0	1	22	22.0
SC State	3	56	18.7	0	0	0.0	0	0	0.0	1	21	21.0
Georgia Tech	3	17	5.7	0	0	0.0	1	23	23.0	0	0	0.0
Louisville	1	(-1)	-1.0	0	0	0.0	3	119	39.6	5	98	19.6
Boston College	3	4	1.3	0	0	0.0	3	61	20.3	0	0	0.0
NC State	1	0	0.0	0	0	0.0	2	36	18.0	--	--	--
Florida State	1	(-8)	-8.0	0	0	0.0	1	22	22.0	--	--	--
Syracuse	--	--	--	1	1	1.0	0	0	0.0	0	0	0.0
Pittsburgh	3	1	0.3	0	0	0.0	6	123	20.5	0	0	0.0
Wake Forest	3	11	3.6	1	12	12.0	2	38	19.0	0	0	0.0
South Carolina	--	--	--	2	32	16.0	1	20	20.0	0	0	0.0
Virginia Tech	--	--	--	2	-5	-2.5	0	0	0.0	0	0	0.0
Ohio State	--	--	--	2	16	8.0	0	0	0.0	0	0	0.0
Alabama	--	--	--	1	3	3.0	3	77	25.6	0	0	0.0
Totals	21	176	8.4	9	59	6.6	23	535	23.3	7	141	20.1

Note: **Bold** denotes a Clemson home game.



# INDIVIDUAL DEFENSIVE STATS

	#10 Boulware				#91 A. Bryant				#31 Carter				#29 Edmond				#99 Ferrell				#2 Fields				#67 Huggins			
Opponent	Snaps	Tac	TFL	Sk	Snaps	Tac	TFL	Sk	Snaps	Tac	PBU	Int	Snaps	Tac	PBU	Int	Snaps	Tac	TFL	Sk	Snaps	Tac	PBU	Int	Snaps	Tac	TFL	Sk
Auburn	*71	8	1	0	--	--	--	--	*33	1	0	0	--	--	--	--	*60	3	0.5	0	37	1	0	0	--	--	--	--
Troy	<b>*43</b>	<b>5</b>	<b>0</b>	<b>0</b>	--	--	--	--	<b>34</b>	<b>1</b>	<b>0</b>	<b>0</b>	<b>*38</b>	<b>0</b>	<b>0</b>	<b>0</b>	<b>*50</b>	<b>3</b>	<b>0</b>	<b>0</b>	<b>36</b>	<b>1</b>	<b>0</b>	<b>0</b>	<b>16</b>	<b>2</b>	<b>0</b>	<b>0</b>
SC State	--	--	--	--	--	--	--	--	<b>17</b>	<b>2</b>	<b>0</b>	<b>0</b>	<b>*18</b>	<b>1</b>	<b>0</b>	<b>0</b>	<b>*12</b>	<b>3</b>	<b>0.5</b>	<b>0</b>	<b>23</b>	<b>2</b>	<b>1</b>	<b>0</b>	<b>36</b>	<b>5</b>	<b>1</b>	<b>1</b>
Georgia Tech	*56	10	0	0	--	--	--	--	*42	2	0	0	21	1	1	0	*45	4	0	0	0	0	0	0	15	3	0	0
Louisville	<b>*101</b>	<b>17</b>	<b>3</b>	<b>1</b>	--	--	--	--	<b>*55</b>	<b>3</b>	<b>0</b>	<b>0</b>	<b>58</b>	<b>7</b>	<b>0</b>	<b>0</b>	<b>*84</b>	<b>3</b>	<b>2</b>	<b>2</b>	<b>0</b>	<b>0</b>	<b>0</b>	<b>0</b>	<b>23</b>	<b>4</b>	<b>2</b>	<b>2</b>
Boston College	*63	12	0	0	--	--	--	--	*38	1	1	0	19	0	1	0	*53	3	1	1	23	0	0	1	26	0	0	0
NC State	<b>*79</b>	<b>7</b>	<b>0</b>	<b>0</b>	<b>27</b>	<b>3</b>	<b>0.5</b>	<b>0.5</b>	<b>*66</b>	<b>2</b>	<b>2</b>	<b>0</b>	<b>*53</b>	<b>2</b>	<b>0</b>	<b>1</b>	<b>*64</b>	<b>4</b>	<b>0</b>	<b>0</b>	<b>25</b>	<b>0</b>	<b>1</b>	<b>0</b>	<b>12</b>	<b>0</b>	<b>0</b>	<b>0</b>
Florida State	*70	8	1	1	27	2	1.5	1.5	*41	2	0	0	12	1	0	0	*61	4	2	1	55	1	0	0	3	0	0	0
Syracuse	<b>*43</b>	<b>7</b>	<b>1</b>	<b>0</b>	<b>21</b>	<b>0</b>	<b>0</b>	<b>0</b>	<b>32</b>	<b>3</b>	<b>0</b>	<b>1</b>	--	--	--	--	<b>*35</b>	<b>2</b>	<b>0</b>	<b>0</b>	<b>*53</b>	<b>3</b>	<b>0</b>	<b>0</b>	<b>21</b>	<b>1</b>	<b>0</b>	<b>0</b>
Pittsburgh	<b>*75</b>	<b>12</b>	<b>0.5</b>	<b>0</b>	<b>29</b>	<b>1</b>	<b>0</b>	<b>0</b>	<b>*60</b>	<b>3</b>	<b>2</b>	<b>0</b>	<b>0</b>	<b>0</b>	<b>0</b>	<b>0</b>	<b>*73</b>	<b>4</b>	<b>0.5</b>	<b>0</b>	<b>23</b>	<b>0</b>	<b>0</b>	<b>0</b>	<b>6</b>	<b>0</b>	<b>0</b>	<b>0</b>
Wake Forest	*49	7	0	0	25	3	0.5	0	*35	2	0	0	20	0	0	0	*37	3	0	0	18	3	1	0	13	1	0	0
South Carolina	<b>*39</b>	<b>10</b>	<b>2.5</b>	<b>2</b>	<b>31</b>	<b>2</b>	<b>0</b>	<b>0</b>	<b>*19</b>	<b>1</b>	<b>1</b>	<b>0</b>	<b>30</b>	<b>2</b>	<b>1</b>	<b>0</b>	<b>*37</b>	<b>1</b>	<b>0</b>	<b>0</b>	<b>25</b>	<b>2</b>	<b>0</b>	<b>0</b>	<b>29</b>	<b>3</b>	<b>0</b>	<b>0</b>
Virginia Tech	*72	11	0	0	23	2	0.5	0	*53	3	1	0	32	2	0	0	*69	6	2	1	1	0	0	0	7	0	0	0
Ohio State	*55	7	0.5	0	22	3	0	0	*40	2	0	0	5	2	0	0	*43	6	3	1	13	0	1	0	11	1	0	0
Alabama	*66	10	2	0	39	0	0	0	*59	1	0	0	17	1	0	0	*36	1	1	0	5	0	0	0	--	--	--	--
Totals	882	131	11.5	4	244	16	3	2	624	29	7	1	323	19	3	1	759	50	12.5	6	337	13	4	1	218	20	3	3

	#14 D. Johnson				#18 J. Johnson				#34 K. Joseph				#57 Lamar				#90 Lawrence				#1 Mullen				#19 Muse			
Opponent	Snaps	Tac	PBU	Int	Snaps	Tac	PBU	Int	Snaps	Tac	TFL	Sk	Snaps	Tac	TFL	Sk	Snaps	Tac	TFL	Sk	Snaps	Tac	PBU	Int	Snaps	Tac	PBU	Int
Auburn	0	1	0	0	*71	5	2	1	*66	14	3	1	8	4	1	1	37	10	1	1	--	--	--	--	0	0	0	0
Troy	<b>0</b>	<b>1</b>	<b>0</b>	<b>0</b>	<b>*79</b>	<b>4</b>	<b>1</b>	<b>0</b>	<b>*71</b>	<b>7</b>	<b>2</b>	<b>0</b>	<b>12</b>	<b>1</b>	<b>0</b>	<b>0</b>	<b>*41</b>	<b>7</b>	<b>2</b>	<b>0</b>	<b>9</b>	<b>0</b>	<b>0</b>	<b>0</b>	<b>0</b>	<b>0</b>	<b>0</b>	<b>0</b>
SC State	<b>22</b>	<b>0</b>	<b>0</b>	<b>0</b>	<b>17</b>	<b>2</b>	<b>0</b>	<b>1</b>	<b>*24</b>	<b>6</b>	<b>0</b>	<b>0</b>	<b>19</b>	<b>3</b>	<b>1.5</b>	<b>0</b>	<b>20</b>	<b>3</b>	<b>0.5</b>	<b>0</b>	<b>37</b>	<b>7</b>	<b>0</b>	<b>0</b>	<b>37</b>	<b>5</b>	<b>0</b>	<b>0</b>
Georgia Tech	--	--	--	--	*56	3	0	0	*56	7	1	0	0	1	0	0	*40	8	0	0	0	0	0	0	0	0	0	0
Louisville	--	--	--	--	<b>*99</b>	<b>6</b>	<b>1</b>	<b>1</b>	<b>*100</b>	<b>11</b>	<b>0</b>	<b>0</b>	<b>6</b>	<b>0</b>	<b>0</b>	<b>0</b>	<b>*67</b>	<b>7</b>	<b>0</b>	<b>0</b>	<b>0</b>	<b>0</b>	<b>0</b>	<b>0</b>	<b>0</b>	<b>1</b>	<b>0</b>	<b>0</b>
Boston College	4	0	0	0	*63	3	1	0	*60	10	0	0	10	3	0	0	40	3	0	0	18	1	0	0	8	2	0	0
NC State	<b>0</b>	<b>0</b>	<b>0</b>	<b>0</b>	<b>*78</b>	<b>6</b>	<b>1</b>	<b>0</b>	<b>*79</b>	<b>10</b>	<b>0</b>	<b>0</b>	<b>1</b>	<b>0</b>	<b>0</b>	<b>0</b>	<b>*51</b>	<b>6</b>	<b>1</b>	<b>1</b>	<b>0</b>	<b>0</b>	<b>0</b>	<b>0</b>	<b>0</b>	<b>0</b>	<b>0</b>	<b>0</b>
Florida State	0	0	0	0	*33	1	0	1	*69	4	1	1	1	1	0	0	*39	5	1	1	0	0	0	0	0	0	0	0
Syracuse	<b>2</b>	<b>0</b>	<b>0</b>	<b>0</b>	<b>*57</b>	<b>6</b>	<b>1</b>	<b>0</b>	<b>*44</b>	<b>4</b>	<b>0</b>	<b>0</b>	<b>21</b>	<b>2</b>	<b>0</b>	<b>0</b>	<b>35</b>	<b>5</b>	<b>1</b>	<b>1</b>	<b>29</b>	<b>4</b>	<b>0</b>	<b>0</b>	<b>26</b>	<b>4</b>	<b>0</b>	<b>1</b>
Pittsburgh	<b>0</b>	<b>0</b>	<b>0</b>	<b>0</b>	<b>*76</b>	<b>3</b>	<b>0</b>	<b>0</b>	<b>*75</b>	<b>7</b>	<b>0</b>	<b>0</b>	<b>2</b>	<b>0</b>	<b>0</b>	<b>0</b>	<b>*61</b>	<b>9</b>	<b>0</b>	<b>0</b>	<b>0</b>	<b>0</b>	<b>0</b>	<b>0</b>	<b>2</b>	<b>0</b>	<b>0</b>	<b>0</b>
Wake Forest	5	0	0	0	*52	4	0	0	*53	11	2	1.5	8	2	0	0	*38	3	0	0	--	--	--	--	5	4	0	0
South Carolina	<b>20</b>	<b>5</b>	<b>0</b>	<b>0</b>	<b>*39</b>	<b>2</b>	<b>0</b>	<b>1</b>	<b>*40</b>	<b>5</b>	<b>0</b>	<b>0</b>	<b>12</b>	<b>4</b>	<b>0</b>	<b>0</b>	<b>*21</b>	<b>5</b>	<b>1</b>	<b>1</b>	<b>13</b>	<b>2</b>	<b>0</b>	<b>0</b>	<b>20</b>	<b>5</b>	<b>0</b>	<b>0</b>
Virginia Tech	0	2	0	0	*72	5	0	0	*72	11	1	0	1	0	0	0	*69	3	2	2	--	--	--	--	0	1	0	0
Ohio State	1	0	0	0	*55	6	0	0	*55	8	1	0	1	0	0	0	*35	0	0	0	9	1	1	0	1	0	0	0
Alabama	0	0	0	0	*66	9	0	0	*66	9	2.5	0	ST	1	0	0	*49	4	0	0	0	0	0	0	7	2	0	0
Totals	54	9	0	0	913	65	7	5	930	124	13.5	3.5	102	22	2.5	1	643	78	9.5	7	115	15	1	0	106	24	0	1

	#6 O'Daniel				#57 Pagano				#45 Register				#47 Skalski				#23 V. Smith				#25 Tankersley				#94 Watkins			
Opponent	Snaps	Tac	TFL	Sk	Snaps	Tac	TFL	Sk	Snaps	Tac	TFL	Sk	Snaps	Tac	TFL	Sk	Snaps	Tac	PBU	Int	Snaps	Tac	PBU	Int	Snaps	Tac	TFL	Sk
Auburn	*13	4	1.5	0	*31	3	0	0	6	0	0	0	0	1	0	0	*71	9	0	0	*71	9	1	0	*56	6	0	0
Troy	*18	4	0	0	28	2	0	0	16	1	0	0	0	0	0	0	*79	14	0	0	*71	4	3	0	*44	3	1	1
SC State	*21	1	0	0	*19	3	1	1	32	2	1	0	8	3	1	1	*11	1	0	0	*12	0	0	0	*12	2	1	1
Georgia Tech	*56	8	2	1	24	4	0	0	15	2	0	0	0	0	0	0	*56	3	0	1	*49	2	0	0	*37	8	1	1
Louisville	*26	5	0	0	41	4	0	0	17	0	0	0	0	0	0	0	*100	14	0	0	*87	4	1	0	*76	9	0	0
Boston College	33	7	0.5	0.5	*26	4	1	0	17	3	0	0	3	3	0	0	*66	13	0	0	*63	6	0	0	*48	4	0	0
NC State	11	0	0	0	25	3	1.5	1	6	0	0	0	--	--	--	--	*79	9	1	0	*78	5	1	0	*63	8	1.5	1.5
Florida State	*23	7	1	0	28	1	0	0	--	--	--	--	0	0	0	0	*73	8	1	0	*73	4	1	0	*63	1	0	0
Syracuse	22	3	1	0	*24	3	0	0	13	0	0.5	0	9	3	1	0	*43	4	0	0	*29	6	1	1	*36	5	1	1
Pittsburgh	*53	7	1.5	1	9	0	0	0	--	--	--	--	0	0	0	0	*74	8	0	0	*76	7	0	0	*65	6	1.5	1
Wake Forest	*54	4	1	0	--	--	--	--	6	0	0	0	0	1	0	0	*52	7	0	0	*38	3	1	0	*50	6	1	1
South Carolina	*37	2	0.5	0	--	--	--	--	13	1	0	0	0	2	0	0	*39	7	0	0	*26	0	0	0	*36	2	1	0
Virginia Tech	*6	1	0	0	--	--	--	--	--	--	--	--	0	0	0	0	*72	5	0	0	*69	5	1	2	*73	10	1.5	1
Ohio State	*51	2	1	0	22	2	1	0	1	0	0	0	0	1	0	0	*55	9	0	1	*52	4	0	1	*41	3	2	2
Alabama	*55	5	0	0	22	2	0	0	--	--	--	--	0	0	0	0	*59	3	0	0	*64	6	1	0	*58	9	1	0
Totals	479	60	10	2.5	299	31	4.5	2	142	9	1.5	0	20	14	2	1	929	114	2	2	858	65	11	4	758	82	13.5	10.5



# CLEMSON OFFENSIVE DRIVE CHARTS

## AUBURN

#	Qtr	Clock	Spot	Plays	Yards	TOP	Result
1.	1	15:00	25	9	53	3:09	Downs
2.	1	9:43	34	6	14	2:25	Punt
3.	1	5:29	18	5	23	2:40	Punt
4.	2	12:50	16	13	84	*5:16	TD
5.	2	5:44	49	3	17	0:59	Fum
6.	2	3:25	23	8	64	*3:18	FG
7.	3	12:47	*45	7	22	2:11	FG
8.	3	8:56	8	3	4	1:06	Int
9.	3	3:00	6	3	7	1:17	Punt
10.	4	13:46	25	10	75	*3:47	TD
11.	4	6:15	2	3	6	1:31	Punt
12.	4	3:22	25	10	60	2:42	Downs

## TROY

#	Qtr	Clock	Spot	Plays	Yards	TOP	Result
1.	1	12:43	11	3	(-1)	1:26	Punt
2.	1	10:22	35	10	57	*2:54	FG
3.	1	3:18	18	3	(-3)	0:47	Punt
4.	1	0:23	35	3	2	1:13	Inter.
5.	2	14:03	37	5	16	1:22	Punt
6.	2	11:06	46	4	54	1:00	TD
7.	2	7:52	32	6	41	1:54	Downs
8.	2	4:15	*40	5	26	*1:30	FG
9.	3	15:00	22	6	37	1:35	Punt
10.	3	10:31	*48	3	2	0:43	Int
11.	3	8:21	20	4	18	1:34	Punt
12.	3	4:03	22	3	0	0:44	Punt
13.	3	2:34	34	13	66	*3:44	TD
14.	4	12:54	25	11	75	2:54	TD
15.	4	4:58	*49	7	32	2:33	FG
16.	4	0:43	*33	1	(-1)	0:43	Game

## SC STATE

#	Qtr	Clock	Spot	Plays	Yards	TOP	Result
1.	1	15:00	31	10	69	*3:27	TD
2.	1	8:17	24	10	76	*2:57	TD
3.	1	4:36	36	4	64	*1:18	TD
4.	1	2:39	*2	4	(-7)	*1:00	FG
5.	2	14:46	*39	3	39	1:05	TD
6.	2	12:07	*49	6	49	2:11	TD
7.	2	6:43	*43	7	18	3:00	MFG
8.	2	0:09	33	1	6	3:09	Half
9.	3	10:59	35	12	65	*4:30	TD
10.	3	3:28	30	6	70	*2:33	TD
11.	4	11:43	21	8	46	2:39	Downs
12.	4	6:57	29	5	23	2:29	Punt
13.	4	1:28	23	4	31	1:28	Game

## GEORGIA TECH

#	Qtr	Clock	Spot	Plays	Yards	TOP	Result
1.	1	15:00	25	9	75	*3:35	TD
2.	1	9:22	*47	10	37	*2:43	MFG
3.	1	5:09	38	8	62	*2:43	TD
4.	2	14:07	2	3	2	1:12	Punt
5.	2	9:45	10	12	49	4:57	Punt
6.	2	3:48	*45	5	30	*1:48	Int
7.	2	1:53	28	10	72	*1:49	TD
8.	3	9:32	35	3	7	1:11	Punt
9.	3	6:25	36	4	19	2:00	Punt
10.	4	13:21	25	4	20	2:23	Punt

11.	4	10:48	*27	4	(-2)	0:51	FG
12.	4	7:48	20	7	33	3:26	Punt
13.	4	2:51	*24	5	18	*2:51	Game

## LOUISVILLE

#	Qtr	Clock	Spot	Plays	Yards	TOP	Result
1.	1	14:07	41	4	17	1:14	Punt
2.	1	9:59	10	8	30	3:13	Punt
3.	1	5:08	31	3	7	1:41	Punt
4.	2	14:12	20	7	65	*3:00	Int
5.	2	8:08	*45	2	45	0:20	TD
6.	2	6:37	46	1	12	0:10	Fum
7.	2	6:20	*38	1	38	0:11	TD
8.	2	4:44	44	3	56	0:57	TD
9.	2	0:31	27	4	73	*0:26	TD
10.	3	14:56	27	2	2	0:35	Int
11.	3	11:15	27	3	8	1:50	Punt
12.	3	5:16	25	7	70	*1:49	Fum
13.	3	0:39	24	4	14	1:34	Punt
14.	4	10:15	31	2	1	0:34	Int
15.	4	7:39	*23	2	23	*0:34	TD
16.	4	6:11	15	8	85	2:57	TD
17.	4	0:33	3	1	0	0:33	Game

## BOSTON COLLEGE

#	Qtr	Clock	Spot	Plays	Yards	TOP	Result
1.	1	15:00	12	3	4	0:53	Punt
2.	1	11:08	25	4	75	1:46	TD
3.	1	5:23	30	7	70	*2:11	TD
4.	1	1:40	44	1	56	0:11	TD
5.	2	15:00	40	5	9	1:49	Punt
6.	2	6:46	1	3	10	1:39	Punt
7.	2	1:49	12	3	6	0:29	Punt
8.	2	0:21	24	2	51	0:21	Half
9.	3	13:03	37	4	63	1:25	TD
10.	3	7:45	41	7	59	2:27	TD
11.	3	0:27	45	12	55	*3:46	TD
12.	4	10:13	49	6	10	3:31	Punt
13.	4	4:33	42	4	58	1:24	TD

## NC STATE

#	Qtr	Clock	Spot	Plays	Yards	TOP	Result
1.	1	10:55	26	6	50	1:51	Fum
2.	1	5:42	15	13	77	*4:25	FG
3.	2	14:43	43	3	5	1:25	Punt
4.	2	12:26	35	12	64	*4:31	Downs
5.	2	2:03	25	10	75	*1:54	TD
6.	3	15:00	25	1	0	0:09	Int
7.	3	14:45	17	14	78	*4:29	Fum
8.	3	8:56	*43	5	39	1:49	Fum
9.	3	4:49	23	10	77	*3:46	TD
10.	4	11:23	28	10	25	4:44	Punt
11.	OT	-----	*25	8	25	-----	TD

## FLORIDA STATE

#	Qtr	Clock	Spot	Plays	Yards	TOP	Result
1.	1	15:00	32	9	68	*3:55	TD
2.	1	5:27	20	10	80	*3:46	TD
3.	1	0:42	*49	3	(-2)	1:26	Punt
4.	2	13:18	*47	3	9	1:15	Int
5.	2	8:20	25	5	21	2:41	Punt
6.	2	4:45	32	8	62	*2:56	FG
7.	2	0:23	25	1	0	0:23	Half
8.	3	12:03	5	10	78	*2:55	FG
9.	3	7:07	33	2	2	0:41	Int
10.	3	6:18	25	6	16	2:11	Punt
11.	3	2:32	29	3	2	1:37	Punt
12.	3	0:43	25	10	75	*4:13	TD
13.	4	8:43	48	8	23	3:28	FG
14.	4	3:23	25	5	75	1:17	TD
15.	4	0:18	*33	1	(-1)	0:18	Game

## SYRACUSE

#	Qtr	Clock	Spot	Plays	Yards	TOP	Result
1.	1	13:16	*41	10	36	*3:50	FG
2.	1	6:53	41	3	5	2:02	Punt
3.	1	4:42	*15	3	15	*0:55	TD
4.	2	14:42	5	2	95	0:31	TD
5.	2	12:16	11	12	89	*5:00	TD
6.	2	6:30	14	14	86	*5:03	TD
7.	2	0:33	22	6	55	0:30	MFG
8.	3	15:00	*44	7	44	*2:51	TD
9.	3	10:10	16	6	23	2:46	Punt
10.	3	4:31	20	10	80	*3:05	TD
11.	4	15:00	40	8	31	3:18	FG
12.	4	4:15	33	3	(-4)	1:41	Punt
13.	4	0:54	32	3	10	0:54	Game

## PITTSBURGH

#	Qtr	Clock	Spot	Plays	Yards	TOP	Result
1.	1	13:02	22	8	65	*2:06	Int
2.	1	9:12	49	6	51	*1:53	TD
3.	1	5:22	30	12	70	*4:42	TD
4.	2	13:48	20	11	80	*3:42	TD
5.	2	9:26	26	6	30	2:46	Int
6.	2	2:23	25	6	75	1:14	TD
7.	3	14:53	19	6	12	1:59	Punt
8.	3	10:48	*47	3	47	0:55	TD
9.	3	4:29	19	8	81	*2:52	TD
10.	3	0:35	31	4	18	0:47	Punt
11.	4	13:08	*44	3	(-1)	1:18	Punt
12.	4	10:33	42	13	55	*4:51	Int
13.	4	5:12	23	9	42	4:14	Downs

## WAKE FOREST

#	Qtr	Clock	Spot	Plays	Yards	TOP	Result
1.	1	12:46	49	4	51	1:22	TD
2.	1	8:28	41	7	59	*2:06	TD
3.	1	4:38	32	9	68	3:28	TD
4.	1	0:42	48	8	52	*2:58	TD
5.	2	10:04	25	8	39	3:46	Downs
6.	2	3:31	18	3	4	1:44	Punt
7.	2	0:20	12	1	(-1)	0:20	Half
8.	3	15:00	25	9	46	3:12	Downs
9.	3	9:26	32	4	20	1:40	Punt
10.	3	5:30	25	3	9	1:51	Punt
11.	3	1:15	20	13	80	*5:25	TD
12.	4	7:08	34	4	15	3:15	Punt
13.	4	0:34	37	2	9	0:34	Game

## SOUTH CAROLINA

#	Qtr	Clock	Spot	Plays	Yards	TOP	Result
1.	1	14:32	32	9	46	2:23	MFG
2.	1	12:03	*47	3	47	0:55	TD
3.	1	9:42	35	11	65	*3:50	TD
4.	1	4:15	*32	5	32	*2:10	TD
5.	1	0:30	31	5	30	1:15	Punt
6.	2	10:47	22	5	48	1:47	Int
7.	2	5:21	*45	6	45	*2:15	TD
8.	2	0:47	20	6	80	0:39	TD
9.	3	15:00	34	6	66	*2:16	TD
10.	3	11:17	20	14	80	*6:39	TD
11.	3	3:28	38	5	23	2:52	Punt
12.	4	10:13	32	15	68	*7:06	TD

## VIRGINIA TECH

#	Qtr	Clock	Spot	Plays	Yards	TOP	Result
1.	1	15:00	25	9	75	*3:13	TD
2.	1	10:03	17	9	83	4:06	TD
3.	1	0:51	25	10	75	*4:05	TD
4.	2	8:49	35	5	13	2:42	Punt
5.	2	4:09	25	6	11	2:53	Punt
6.	2	0:06	20	1	(-1)	0:06	Half
7.	3	14:11	33	2	3	0:31	Int
8.	3	12:55	11	9	89	*3:38	TD
9.	3	7:48	24	3	5	0:58	Punt
10.	3	6:04	49	4	51	*1:19	TD
11.	3	2:27	25	3	7	1:28	Punt
12.	4	11:35	25	8	75	*4:02	TD
13.	4	5:43	25	3	(-7)	1:40	Punt
14.	4	1:11	14	3	30	1:11	Game

# OPPONENT OFFENSIVE DRIVE CHARTS

## AUBURN

#	Qtr	Clock	Spot	Plays	Yards	TOP	Result
1.	1	11:51	32	3	(-2)	2:08	Punt
2.	1	7:18	14	3	0	1:49	Punt
3.	1	<b>2:49</b>	<b>20</b>	<b>12</b>	<b>44</b>	<b>4:51</b>	<b>FG</b>
4.	2	7:34	35	3	(-20)	1:50	Punt
5.	2	4:45	34	3	1	1:20	Punt
6.	3	14:51	5	3	0	2:04	Punt
7.	3	10:36	25	5	39	1:40	Int
8.	3	7:50	*35	12	30	*4:50	Fum
9.	3	<b>1:43</b>	<b>*49</b>	<b>7</b>	<b>35</b>	<b>*2:57</b>	<b>FG</b>
10.	4	9:51	23	10	69	*3:36	Int
11.	4	<b>4:44</b>	<b>*36</b>	<b>4</b>	<b>36</b>	<b>*1:22</b>	<b>TD</b>
12.	4	0:40	15	8	45	0:40	Game

## TROY

#	Qtr	Clock	Spot	Plays	Yards	TOP	Result
1.	1	15:00	25	3	4	2:17	Punt
2.	1	<b>11:17</b>	<b>*47</b>	<b>5</b>	<b>25</b>	<b>0:55</b>	<b>FG</b>
3.	1	7:28	25	6	22	4:10	Punt
4.	1	2:31	49	5	16	2:08	Downs
5.	2	14:10	*26	1	0	0:07	Int
6.	2	12:41	20	4	23	1:35	Punt
7.	2	<b>10:06</b>	<b>25</b>	<b>4</b>	<b>75</b>	<b>2:14</b>	<b>TD</b>
8.	2	5:58	27	4	14	1:43	Int
9.	2	2:45	25	3	5	1:07	Punt
10.	2	1:38	20	7	49	1:36	MFG
11.	3	13:25	9	4	17	2:54	Punt
12.	3	9:48	*38	3	(-5)	1:27	Punt
13.	3	6:47	37	3	(-4)	2:44	Punt
14.	3	3:19	34	3	1	0:45	Punt
15.	4	13:50	25	3	2	0:56	Punt
16.	4	<b>9:56</b>	<b>14</b>	<b>14</b>	<b>86</b>	<b>*4:47</b>	<b>TD</b>
17.	4	<b>2:24</b>	<b>32</b>	<b>8</b>	<b>68</b>	<b>*1:40</b>	<b>TD</b>

## SC STATE

#	Qtr	Clock	Spot	Plays	Yards	TOP	Result
1.	1	11:33	25	6	1	3:16	Punt
2.	1	5:20	25	3	2	0:44	Punt
3.	1	3:18	25	2	2	0:39	Int
4.	1	1:39	25	3	(-5)	1:53	Punt
5.	2	13:41	25	3	3	1:34	Punt
6.	2	9:52	14	6	14	3:09	Punt
7.	2	3:43	25	11	42	3:34	Downs
8.	3	12:00	25	3	7	1:01	Punt
9.	3	6:23	18	6	19	2:55	Punt
10.	3	0:48	43	3	5	4:05	Punt
11.	4	9:04	33	3	(-6)	2:07	Punt
12.	4	4:28	13	6	37	3:00	Punt

## GEORGIA TECH

#	Qtr	Clock	Spot	Plays	Yards	TOP	Result
1.	1	11:25	25	3	(-6)	2:03	Punt
2.	1	6:39	20	3	(-7)	1:30	Punt
3.	1	2:26	35	5	22	3:19	Punt
4.	2	12:55	48	6	5	3:10	Punt
5.	2	4:48	10	3	4	1:00	Punt
6.	2	2:00	2	0	(-2)	0:00	Safety
7.	2	0:04	37	1	14	0:04	Half
8.	3	14:53	11	8	15	5:21	Punt
9.	3	8:21	25	3	3	1:56	Punt
10.	3	4:25	11	11	89	*6:04	TD
11.	4	10:58	17	1	0	0:10	Int
12.	4	9:57	25	4	11	2:09	Punt
13.	4	4:22	15	4	9	1:31	Downs

## LOUISVILLE

#	Qtr	Clock	Spot	Plays	Yards	TOP	Result
1.	1	15:00	23	3	(-5)	0:53	Punt
2.	1	12:53	1	5	18	2:54	Punt
3.	1	6:46	15	3	2	1:38	Punt

4.	1	3:27	18	11	82	*4:09	TD
5.	2	11:12	20	8	25	3:04	Fum
6.	2	7:48	25	3	(-5)	1:11	Int
7.	2	6:27	39	1	(-1)	0:07	Fum
8.	2	6:09	25	3	(-7)	1:25	Punt
9.	2	<b>3:44</b>	<b>15</b>	<b>13</b>	<b>76</b>	<b>*3:07</b>	<b>FG</b>
10.	2	0:03	39	1	(-6)	0:03	Half
11.	3	<b>14:21</b>	<b>*36</b>	<b>7</b>	<b>36</b>	<b>*3:01</b>	<b>TD</b>
12.	3	<b>9:25</b>	<b>32</b>	<b>11</b>	<b>63</b>	<b>*4:04</b>	<b>FG</b>
13.	3	<b>3:27</b>	<b>23</b>	<b>7</b>	<b>77</b>	<b>*2:42</b>	<b>TD</b>
14.	4	<b>14:05</b>	<b>26</b>	<b>8</b>	<b>62</b>	<b>*3:42</b>	<b>FG</b>
15.	4	<b>9:41</b>	<b>44</b>	<b>4</b>	<b>56</b>	<b>*1:49</b>	<b>TD</b>
16.	4	6:49	29	3	7	0:48	Punt
17.	4	3:14	25	11	72	*2:41	Downs

## BOSTON COLLEGE

#	Qtr	Clock	Spot	Plays	Yards	TOP	Result
1.	1	14:07	47	3	6	1:26	Punt
2.	1	<b>12:41</b>	<b>*9</b>	<b>4</b>	<b>5</b>	<b>*1:33</b>	<b>FG</b>
3.	1	9:22	25	6	3	3:59	Punt
4.	1	3:12	25	3	2	1:32	Punt
5.	1	1:29	19	3	7	1:29	Punt
6.	2	13:11	19	13	79	*6:25	Downs
7.	2	5:07	*49	6	6	3:18	Punt
8.	2	1:20	31	6	45	0:59	Fum
9.	3	15:00	22	3	1	1:57	Punt
10.	3	11:38	1	6	25	3:53	Punt
11.	3	<b>5:18</b>	<b>45</b>	<b>9</b>	<b>55</b>	<b>*4:51</b>	<b>TD</b>
12.	4	11:41	12	3	6	1:28	Punt
13.	4	6:42	13	3	3	2:09	Punt
14.	4	3:09	32	3	3	1:39	Int
15.	4	1:30	35	2	8	1:30	Game

## NC STATE

#	Qtr	Clock	Spot	Plays	Yards	TOP	Result
1.	1	15:00	25	9	49	4:05	MFG
2.	1	9:04	24	7	32	*3:22	Punt
3.	1	1:17	25	5	28	1:34	Int
4.	2	13:18	18	3	1	0:52	Punt
5.	2	<b>7:55</b>	<b>1</b>	<b>14</b>	<b>88</b>	<b>*5:52</b>	<b>FG</b>
6.	2	0:09	37	2	21	0:08	Half
7.	3	10:16	5	3	(-3)	1:20	Punt
8.	3	7:07	*26	6	6	*2:18	MFG
9.	3	<b>1:03</b>	<b>25</b>	<b>14</b>	<b>75</b>	<b>*4:40</b>	<b>TD</b>
10.	4	6:39	29	14	55	*6:39	MFG
11.	OT	----	*25	1	0	----	Int

## FLORIDA STATE

#	Qtr	Clock	Spot	Plays	Yards	TOP	Result
1.	1	11:01	15	10	48	5:34	Punt
2.	1	1:41	25	3	(-1)	0:59	Punt
3.	2	14:16	7	3	3	0:58	Punt
4.	2	<b>12:03</b>	<b>40</b>	<b>6</b>	<b>60</b>	<b>*3:43</b>	<b>TD</b>
5.	2	5:39	14	3	18	0:54	Int
6.	2	<b>1:44</b>	<b>22</b>	<b>6</b>	<b>78</b>	<b>*1:21</b>	<b>TD</b>
7.	3	15:00	25	6	19	2:57	Punt
8.	3	9:03	23	3	(-2)	1:56	Punt
9.	3	<b>6:26</b>	<b>*43</b>	<b>1</b>	<b>43</b>	<b>0:08</b>	<b>TD</b>
10.	3	4:07	30	3	(-1)	1:35	Punt
11.	3	<b>0:55</b>	<b>30</b>	<b>1</b>	<b>70</b>	<b>0:43</b>	<b>TD</b>
12.	4	11:30	25	4	(-8)	2:37	Punt
13.	4	<b>5:19</b>	<b>20</b>	<b>5</b>	<b>80</b>	<b>*1:56</b>	<b>TD</b>
14.	4	2:01	21	9	12	1:43	Downs

## SYRACUSE

#	Qtr	Clock	Spot	Plays	Yards	TOP	Result
1.	1	15:00	22	3	(-1)	1:44	Punt
2.	1	9:18	39	7	20	2:25	Downs
3.	1	4:51	26	1	0	0:09	Int
4.	1	3:44	11	9	47	4:02	Punt
5.	2	14:06	25	6	16	1:50	Punt

6.	2	7:04	*32	2	3	0:34	Int
7.	2	1:22	20	6	16	0:49	Punt
8.	2	0:03	23	1	1	0:03	Half
9.	3	12:02	20	7	28	1:52	Punt
10.	3	7:24	21	7	65	*2:53	MFG
11.	3	1:20	19	3	6	1:20	Punt
12.	4	11:35	17	8	41	3:55	Int
13.	4	7:34	19	6	13	3:19	Punt
14.	4	2:34	25	3	(-2)	1:40	Punt

## PITTSBURGH

#	Qtr	Clock	Spot	Plays	Yards	TOP	Result
1.	1	<b>15:00</b>	<b>25</b>	<b>5</b>	<b>75</b>	<b>*1:52</b>	<b>TD</b>
2.	1	10:56	20	4	(-5)	1:44	Punt
3.	1	<b>7:19</b>	<b>25</b>	<b>5</b>	<b>75</b>	<b>1:51</b>	<b>TD</b>
4.	1	0:40	25	5	23	1:52	Punt
5.	2	<b>10:06</b>	<b>35</b>	<b>3</b>	<b>65</b>	<b>0:33</b>	<b>TD</b>
6.	2	<b>6:40</b>	<b>14</b>	<b>10</b>	<b>86</b>	<b>*4:17</b>	<b>TD</b>
7.	2	1:02	16	8	49	1:02	MFG
8.	3	12:54	31	4	16	2:06	Fum
9.	3	<b>9:53</b>	<b>25</b>	<b>11</b>	<b>75</b>	<b>*5:18</b>	<b>TD</b>
10.	3	1:37	25	3	(-1)	1:02	Punt
11.	4	14:48	11	3	(-7)	1:40	Punt
12.	4	11:50	10	3	5	1:17	Punt
13.	4	<b>5:42</b>	<b>*30</b>	<b>3</b>	<b>30</b>	<b>*5:17</b>	<b>TD</b>
14.	4	<b>0:58</b>	<b>36</b>	<b>6</b>	<b>34</b>	<b>0:52</b>	<b>FG</b>

## WAKE FOREST

#	Qtr	Clock	Spot	Plays	Yards	TOP	Result
1.	1	15:00	16	3	7	2:14	Punt
2.	1	11:24	25	6	18	2:56	Punt
3.	1	6:22	35	3	5	1:44	Punt
4.	1	1:10	25	3	1	0:28	Punt
5.	2	12:44	26	3	6	2:03	Punt
6.	2	<b>10:41</b>	<b>*27</b>	<b>4</b>	<b>3</b>	<b>0:37</b>	<b>FG</b>
7.	2	<b>6:18</b>	<b>36</b>	<b>6</b>	<b>64</b>	<b>*2:47</b>	<b>TD</b>
8.	2	1:47	49	3	(-7)	1:27	Punt
9.	3	11:48	29	4	12	2:22	Punt
10.	3	<b>7:46</b>	<b>13</b>	<b>7</b>	<b>82</b>	<b>*2:16</b>	<b>FG</b>
11.	3	3:39	33	3	(-13)	2:24	Punt
12.	4	10:50	25	6	8	3:42	Punt
13.	4	3:53	20	5	5	3:19	Punt

## SOUTH CAROLINA

#	Qtr	Clock	Spot	Plays	Yards	TOP	Result
1.	1	15:00	26	3	0	0:28	Punt
2.	1	12:09	22	1	0	0:06	Int
3.	1	11:08	25	3	2	1:26	Punt
4.	1	5:47	25	4	7	1:32	Downs
5.	1	2:00	14	3	(-7)	1:30	Punt
6.	2	14:15	20	6	19	3:28	Punt
7.	2	9:00	11	6	12	3:39	Punt
8.	2	2:59	28	5	29	2:12	Punt
9.	3	12:44	25	5	75	1:20	TD
10.	3	4:32	30	3	(-8)	1:04	Punt
11.	3	0:36	4	13	64	5:23	Downs
12.	4	3:00	16	6	44	3:00	Game



# GAME RECAPS

GAME 4	CLEMSON	26
	GEORGIA TECH	7
	SEPTEMBER 22, 2016 BOBBY DODD STADIUM • ATLANTA, GA.	

Clemson snapped a five-game road losing streak in the series against Georgia Tech in a nationally televised Thursday night contest, as the Tiger defense was once again dominant against the Yellow Jackets' triple option attack in a 26-7 victory at Bobby Dodd Stadium. With the win, No. 3 Clemson moved to 4-0 on the season, 1-0 in the ACC. Tech fell to 3-1 overall, 0-1 in league play.

Brent Venables' stingy unit allowed only 22 yards of total offense in the opening half and 124 for the game. Offensively, the Tigers were efficient in the opening half behind the passing of Deshaun Watson, who was 32-48 for a season-high 304 yards and two touchdowns.

The Tigers put together a great scoring chance late in the second quarter, but Watson was intercepted after a miscommunication with his receiver. Georgia Tech returned the ball two yards, but fumbled into the endzone and the play resulted in a safety for the Tigers. Following the free kick, Clemson took advantage by getting in Tech's redzone again. Watson threw a laser for a touchdown to Jordan Leggett, his first score of the 2016 season.

The Tigers' dominance was on display in the opening half. Clemson ran 56 total plays, compared to just 21 for Tech. The Yellow Jackets were stuffed for only 22 total yards, most of which came on the final play before halftime. Clemson owned a 325-yard advantage as well in the first 30 minutes of play.

GAME STATS					
Clemson	14	9	0	3	26
Georgia Tech	0	0	0	7	7
CU M. Williams 4 pass from Watson (Huegel Kick) 1st, 11:25, 9-75					
CU Gallman 1 run (Huegel Kick) 1st, 2:26, 8-62					
CU TEAM Safety, 2nd, 2:00					
CU Leggett 9 pass from Watson (Huegel Kick) 2nd, :04, 10-72					
GT Mills 2 run (Butker Kick) 4th 13:21, 11-89					
CU Huegel 47 FG, 4th, 9:57, 4-(-2)					
Attendance - 53,932			Weather - Clear, 84°		
Team Statistics		CU		GT	
First Downs		24		11	
Rushing		34-138		38-95	
Passing		32-48		4-14	
Passing Yards		304		29	
Total Offense		82-442		52-124	
Yards/Play		5.4		2.4	
Return Yards		48		27	
Fumbles-Lost		1-0		1-0	
Turnovers		1		1	
Penalties		10-80		2-15	
Interception Returns		1-8		1-0	
Punt Returns		3-17		1-16	
Kickoff Returns		1-23		1-11	
Punting		6-38.7		8-39.0	
Third-Down Conversions		10-18		2-12	
Sacks		3-30		1-5	
Time of Possession		31:36		28:24	
Rushing (Car-Yards-TD)					
CU Gallman 17-59-1, Watson 12-36, Choice 4-26, McCloud 1-17					
GT Mills 16-75, Marshall 5-20, Lynch 2-16, Willis 2-10, Green 2-3, Searcy 1-(-4), Thomas 10-(-25)					
Passing (Cm-Att-Yards-I-TD)					
CU Watson 32-48-304-1-2					
GT Thomas 4-13-29-0-0, Mills 0-1-0-1-0					
Receiving (Rec-Yards-TD)					
CU McCloud 8-101-0, M. Williams 6-61-1, Powell 5-44, Leggett 4-31-1, Gallman 3-22, A. Scott 3-14, Thompson 1-25, Choice 1-5, Cain 1-1					
GT Stewart 1-26, Jeune 1-6, Marshall 1-0, Lynch 1-(-3)					

GAME 5	LOUISVILLE	36
	CLEMSON	42
	OCTOBER 1, 2016 MEMORIAL STADIUM • CLEMSON, S.C.	

Marcus Edmond tackled James Quick one yard shy of a first down at the three-yard line on fourth down with 33 seconds left in the game, as No. 3 Clemson held on for a 42-36 win over No. 3 Louisville at Memorial Stadium.

Led by Deshaun Watson, who was 20-31 passing for 306 yards and five touchdowns, the Tigers came out on top of the back-and-forth matchup.

Defense was the story of the first quarter, as both teams struggled to manufacture any substantial drives. Clemson's pass rush was particularly effective and pressured Lamar Jackson throughout.

The Cardinals pushed their run to 26-0 by scoring the first 10 points of the fourth quarter by way of a field goal and an 11-yard Jackson scamper into the endzone. Scott provided the Tigers with excellent field position via a 77-yard kickoff return, then Watson found Mike Williams for a 20-yard touchdown pass.

Trailing 42-36 late in the game, the Cardinals marched down the field. Jackson connected with Quick near the sideline, but an alert Edmond forced Quick out of bounds at the three, one yard shy of a first down.

GAME STATS

Louisville	0	10	16	10	36
Clemson	0	28	0	14	42
LOU Smith 1 run (Creque Kick) 2nd, 14:18, 11-82					
CU Cain 33 pass from Watson (Huegel Kick) 2nd, 7:48, 2-45					
CU Gallman 24 run (Huegel Kick) 2nd, 6:09, 1-38					
CU Cain 37 pass from Watson (Huegel Kick) 2nd, 3:47, 3-56					
LOU Creque 26 FG, 2nd, 0:37, 13-76					
CU A. Scott 5 pass from Watson (Huegel Kick) 2nd, 0:05, 4-73					
LOU Quick 8 pass from Jackson (Creque Kick Failed) 3rd, 11:20, 7-36					
LOU Creque 21 FG, 3rd, 5:21, 11-63					
LOU Jackson 1 run (Creque Kick) 3rd, 0:45, 7-77					
LOU Creque 28 FG, 10:23, 4th, 3:42, 8-62					
LOU Jackson 11 run (Creque Kick) 4th, 7:52, 8-62					
CU Williams 20 pass from Watson (pass failed) 4th, 7:05, 2-23					
CU Leggett 31 pass from Watson (pass good) 4th, 3:14, 8-85					
Attendance - 83,362 Weather - Clear, 72°					
Team Statistics		LOU		CU	
First Downs		31		26	
Rushing		55-273		31-201	
Passing		27-44		20-31	
Passing Yards		295		306	
Total Offense		99-568		62-507	
Yards/Play		5.7		8.2	
Return Yards		61		216	
Fumbles-Lost		3-2		2-2	
Turnovers		3		5	
Penalties		11-104		6-59	
Interception Returns		3-0		1-0	
Punt Returns		2-15		1-(-1)	
Kickoff Returns		3-46		8-217	
Punting		5-48.0		5-42.8	
Third-Down Conversions		9-19		4-9	
Sacks		0		5	
Time of Possession		37:29		22:31	
Rushing (Car-Yards-TD)					
LOU Jackson 31-162-2, Radcliff 13-69, Smith 8-51-1, Scott 2-(-3)					
CU Gallman 16-110-1, Watson 14-91					
Passing (Cm-Att-Yards-I-TD)					
LOU Jackson 27-44-295-1-1					
CU Watson 20-31-306-3-5					
Receiving (Rec-Yards-TD)					
LOU Hikutini 7-84, Quick 7-83-1, Smith 4-54, Staples 4-35, Scott 2-16, Bonnafon 1-9, Samuel 1-7, Smith 1-7					
CU M. Williams 5-70-1, Cain 4-98-2, Leggett 3-70-1, A. Scott 3-40-1, McCloud 3-16, Thompson 2-12					

GAME 6	CLEMSON	56
	BOSTON COLLEGE	10
	OCTOBER 7, 2016 ALUMNI STADIUM • CHESTNUT HILL, MASS.	

Clemson followed up its big victory over Louisville with a convincing 56-10 win at Boston College in front of over 44,000 fans at Alumni Stadium on Oct. 7, 2016. The Friday night win moved the Tigers to 6-0 on the season, while dropping the Eagles to 3-3.

Deshaun Watson was brilliant, tossing four touchdown passes and directing an offense that finished with 508 yards. Watson's favorite target was Deon Cain, who again caught two touchdowns for the Tigers. Wayne Gallman surpassed the century mark on the ground, despite only nine carries, in an efficient offensive effort. Gallman won the Leather Helmet Award.

Clemson led 21-3 after a quarter of play, thanks to three explosive plays of at least 50 yards. Gallman burst through a hole, led by Watson's key block, en route to a 59-yard touchdown after the Tigers had surrendered a field goal on BC's second possession. One drive later, the Tigers added another 50-yard play on a reception by Mike Williams. He followed with a touchdown a few plays later on a fade pass. Jordan Leggett capped the quarter with a 56-yard catch and run.

GAME STATS

Clemson	21	0	14	21	56
Boston College	3	0	7	0	10
BC Knoll 21 FG, 1st, 11:08, 4-5					
CU Gallman 59 run (Huegel Kick) 1st, 9:22, 4-75					
CU M. Williams 9 pass from Watson (Huegel Kick), 1st, 3:12, 6-70					
CU Leggett 56 pass from Watson (Huegel Kick), 1st, 1:29, 1-56					
CU Cain 29 pass from Watson (Huegel Kick), 3rd, 11:38, 4-63					
CU Cain 16 pass from Watson (Guegel Kick), 3rd, 2:27, 7-59					
BC Wolford 1 pass from Towles (Knoll Kick) 3rd, 4:51, 9-55					
CU Dye 3 run (Huegel Kick) 4th, 3:46, 12:55					
CU Feaster 45 run (Huegel Kick) 4th, 1:24, 3-09					
CU Fields 42 interception (Huegel Kick) 4th, 1:30					
Attendance - 44,500			Weather - Clear, 61°		
Team Statistics		CU	BC		
First Downs		22	15		
Rushing		35-230	48-156		
Passing		16-26	12-24		
Passing Yards		278	96		
Total Offense		61-508	72-252		
Yards/Play		8.4	3.5		
Return Yards		107	115		
Fumbles-Lost		2-1	4-1		
Turnovers		1	2		
Penalties		4-18	6-52		
Interception Returns		1-42	0-0		
Punt Returns		3-4	0-0		
Kickoff Returns		3-61	6-115		
Punting		5-37.2	9-36.2		
Third-Down Conversions		7-12	6-19		
Sacks		3-17	2-14		
Time of Possession		21:52	38:08		
Rushing (Car-Yards-TD)					
CU Gallman 9-109-1, Feaster 4-56-1, Watson 8-28, Choice 5-12, Dye 3-11-1, Fuller 2-9, Bryant 1-6, Scott 1-2, Schuessler 1-(-8)					
BC Jones 12-48, Hillman 12-42, Smith 2-31, Rouse 1-16, Wilson 4-11, Towles 13-6, Willis 2-3, Wade 1-0, Walker 1-(-1)					
Passing (Cm-Att-Yards-I-TD)					
CU Watson 15-25-270-0-4, Schuessler 1-1-8-0-0					
BC Towles 11-22-91-0-1, Wade 0-1-0-1-0, Smith 1-1-5-0-0					
Receiving (Rec-Yards-TD)					
CU A. Scott 4-45, Cain 3-68-2, Leggett 2-66-1, M. Williams 2-59-1, Powell 2-17, McCloud 2-17, Choice 1-6					
BC Sweeney 4-48, Jones 2-25, Smith 1-12, Walker 1-5, Towles 1-5, Jon Hillman 1-2, Wolford 1-1-1, Rouse 1-(-2)					



# GAME RECAPS

GAME 7	NC STATE	17
	CLEMSON	(OT) 24
	OCTOBER 15, 2016 MEMORIAL STADIUM • CLEMSON, S.C.	

Clemson, more specifically backup cornerback Marcus Edmond, did it again. For the second home game in a row, Edmond made the game-saving play, this time with his first career interception in the endzone in the first overtime in Clemson's 24-17 win over NC State (4-2, 1-1 ACC) at Memorial Stadium on Oct. 15, 2016.

Kyle Bamard's 33-yard field-goal attempt as time expired in regulation sailed wide right, keeping the hopes of Clemson (7-0, 4-0 ACC) alive. Artavis Scott's 10-yard receiving touchdown in overtime gave the Tigers a 24-17 lead, then on the Wolfpack's first play in overtime, Edmond ended the game with an interception in the endzone. Two weeks ago, Edmond stopped James Quick one yard shy of a first down at the three yard line to preserve Clemson's 42-36 win over No. 3 Louisville.

The Tigers, who overcame four turnovers and three trips inside the Wolfpack five yard line without scoring points, were led by Deshaun Watson. The junior was 39-52 passing for 378 yards and two touchdowns, and Mike Williams, Watson's top target, had 146 yards on 12 receptions.

The Tigers garnered their 43rd straight victory over an unranked opponent, the second-longest streak in the nation.

GAME STATS

NC State	0	3	7	7	0	17
Clemson	3	7	7	0	7	24
CU Huegel 25 FG, 1st, 1:17, 13-77						
NCS Bamard 28 FG, 2nd, 5:52, 14-88						
CU Williams 13 pass from Watson (Huegel Kick) 2nd, :10, 10-75						
NCS Stevens 28 interception return (Bamard Kick) 3rd, 14:51						
CU Watson 4 run, (Huegel Kick) 3rd, 1:03, 10-77						
NCS Days 2 run (Bamard Kick) 4th, 11:29, 14-75						
CU Scott 10 pass from Watson (Huegel Kick) OT 8-25						
Attendance - 82,104 Weather - Sunny, 73°						
Team Statistics		NCS		CU		
First Downs		23		30		
Rushing		32-128		39-117		
Passing		21-42		39-52		
Passing Yards		269		378		
Total Offense		74-397		91-495		
Yards/Play		5.4		5.4		
Return Yards		28		49		
Fumbles-Lost		0-0		5-3		
Turnovers		2		4		
Penalties		13-120		5-40		
Interception Returns		1-28		2-13		
Punt Returns		0-0		1-0		
Kickoff Returns		0-0		2-36		
Punting		3-38.7		2-26.0		
Third-Down Conversions		7-15		10-17		
Sacks		2		3		
Time of Possession		30:46		29:14		
Rushing (Car-Yards-TD)						
NCS Days 22-106-1, Finley 9-24, McClendon 1-(-2)						
CU Fuller 16-56, Watson 13-35-1, Choice 5-14, Gallman 2-14, Wilkins 1-10, Dye 1-(-3)						
Passing (Cm-Att-Yards-I-TD)						
NCS Finley 20-40-231-2-0, Locklear 1-1-38-0-0, McClendon 0-1-0-0-0						
CU Watson 39-52-378-1-2						
Receiving (Rec-Yards-TD)						
NCS Samuels 9-100, Hines 3-65, Harmon 3-42, Louis 3-31, Days 3-27, Cherry 1-4						
CU M. Williams 12-146-1, Renfrow 6-53, McCloud 6-51, Leggett 5-56, A. Scott 4-23-1, Cain 2-17, Gallman 1-18, Dye 1-11, Thompson 1-8, Fuller 1-(-5)						

GAME 8	CLEMSON	37
	FLORIDA STATE	34
	OCTOBER 29, 2016 DOAK CAMPBELL STADIUM • TALLAHASSEE, FLA.	

Third-ranked Clemson trailed Florida State 28-20 entering the fourth quarter, but showed its mettle late in a 37-34 come-from-behind victory to stun the No. 12 Seminoles on the road at Doak Campbell Stadium on Oct. 29, 2016.

Jordan Leggett provided the go-ahead touchdown with 2:06 remaining. It was Clemson's first win in Tallahassee since 2006, and only the second win for the Tiger program at Doak Campbell Stadium since the Seminoles joined the ACC in 1992.

Deshaun Watson was masterful in the fourth quarter after a pair of costly turnovers earlier in the game. The signal-caller finished 27-for-43 for 378 yards and two touchdowns, while adding 52 yards on the ground as well. Leggett produced a career-best 122 receiving yards, most in school history by a tight end.

The Seminoles threatened after getting past midfield on their final possession, but consecutive false start penalties put them behind the chains. On 3rd-and-20, freshman Dexter Lawrence broke through the line to sack Francois for a 12-yard loss. Ben Boulware followed, and the Tiger comeback was complete.

GAME STATS

Clemson	14	3	3	17	37
Florida State	0	14	14	6	34
CU Gallman 1 run, (Huegel Kick) 1st, 11:05, 9-68					
CU Renfrow 4 pass from Watson, (Huegel Kick) 1st, 1:41, 10-80					
FS Cook 4 run, (Aguayo Kick) 2nd 8:20, 6-60					
CU Huegel 23 FG, 2nd, 1:49, 8-62					
FS Murray 5 pass from Francois (Aguayo Kick) 2nd, 0:23, 6-78					
CU Huegel 34 FG, 3rd, 9:08, 10-78					
FS Cook 43 run, (Aguayo Kick) 3rd, 6:18, 1-43					
FS Cook 70 run, (Aguayo Kick) 3rd, 0:43, 1-70					
CU Gallman 2 run, (Watson pass failed) 4th, 11:30, 10-75					
CU Huegel 46 FG, 4th, 5:25, 8-23					
FS Cook 8 run (Francois pass failed) 4th, 3:23, 5-80					
CU Leggett 34 pass from Watson, (Williams from Watson) 4th, 2:06, 5-75					
Attendance - 78,025 Weather - Clear, 72°					
Team Statistics		CU		FSU	
First Downs		25		23	
Rushing		38-133		28-163	
Passing		27-43		17-35	
Passing Yards		378		286	
Total Offense		81-511		63-449	
Yards/Play		6.3		7.1	
Return Yards		17		108	
Fumbles-Lost		0-0		1-0	
Turnovers		2		1	
Penalties		9-84		13-111	
Interception Returns		3		15	
Punt Returns		(-8)		0	
Kickoff Returns		22		93	
Punting		4-38.0		7-37.9	
Third-Down Conversions		7-17		4-12	
Sacks		6-56		4-13	
Time of Possession		33:02		26:58	
Rushing (Car-Yards-TD)					
CU Gallman 20-82-2, Watson 17-52					
FSU Cook 19-169-4, Stevenson 2-41, Francois 7-(-47)					
Passing (Cm-Att-Yards-I-TD)					
CU Watson 27-43-378-1-2					
FSU Francois 17-35-286-1-1					
Receiving (Rec-Yards-TD)					
CU M. Williams 7-70, Leggett 5-122-1, Renfrow 5-62-1, A. Scott 4-33, Cain 2-69, McCloud 2-13, Thompson 1-7, Gallman 1-2					
FSU Murray 6-96-1, Whitfield 4-70, Rudolph 3-63, Cook 2-15, Tate 1-23, Saunders 1-19					

GAME 9	SYRACUSE	0
	CLEMSON	54
	NOVEMBER 5, 2016 MEMORIAL STADIUM • CLEMSON, S.C.	

Clemson showed there would be no let down after the big win at Florida State the week before in its 54-0 victory over Syracuse. The Tigers were dominant on both sides of the ball and outgained the Orange by 295 yards. The victory was the ninth in a row overall, the 44th in a row over an unranked team dating to 2011.

Clemson took a 30-0 lead at halftime as Deshaun Watson threw two touchdowns passes, one of 65 yards to Deon Cain and one of 14 yards to Mike Williams. He also ran for one in the first half.

For the first time in two years, Watson did not lead the Tigers in passing yardage. That honor went to senior Nick Schuessler, who connected on 11-17 passes for 177 yards and two scores. He also threw a scoring pass to Cain, and one to Artavis Scott.

Clemson also had a defensive score as freshman Tanner Muse showed his athletic ability on a 64-yard pick six for Clemson's final score. The Tigers defense held Syracuse to 277 yards of total offense and forced three turnovers.

GAME STATS

Syracuse	0	0	0	0	0
Clemson	10	20	14	10	54
CU Huegel 22 FG, 1st, 9:26, 10-36					
CU Watson 1 run (Huegel Kick) 1st, 3:47, 3-15					
CU Cain 65 pass from Watson, (Huegel Kick Failed) 2nd, 14:11, 2-95					
CU Williams 14 pass from Watson, (Huegel Kick) 2nd, 7:16, 12-89					
CU Scott 5 pass from Schuessler, (Huegel Kick) 2nd, 5:03, 14-86					
CU Gallman 5 run (Huegel Kick) 3rd, 12:08, 7-44					
CU Cain 18 pass from Schuessler (Huegel Kick) 3rd, 1:26, 10-80					
CU Huegel 46 FG, 4th, 11:42, 8-31					
CU Muse 64 interception return (Groomes Kick) 4th, 7:40,					
Attendance - 80,609 Weather - Sunny 70°					
Team Statistics		SYR		CU	
First Downs		15		28	
Rushing		28-105		45-192	
Passing		24-40		27-40	
Passing Yards		172		370	
Total Offense		68-277		84-562	
Yards/Play		4.1		6.7	
Return Yards		75		72	
Fumbles-Lost		0-0		0-0	
Turnovers		3		0	
Penalties		10-55		3-30	
Interception Returns		0-0		3-85	
Punt Returns		1-7		2-9	
Kickoff Returns		10-242		0-0	
Punting		8-38.5		3-40.3	
Third-Down Conversions		5-15		8-15	
Sacks		0-0		2-12	
Time of Possession		27:33		32:27	
Rushing (Car-Yards-TD)					
SYR Neal 7-64, Fredericks 9-22, Strickland 6-12, Mahoney 1-10, Dungey 4-4, Wilson 1-(-7)					
CU Gallman 10-63-1, Watson 8-36-1, Feaster 9-28, Fuller 5-24, Choice 6-22, Dye 1-12, Schuessler 3-9, Israel 1-2, K. Bryant 2-(-4)					
Passing (Cm-Att-Yards-I-TD)					
SYR Wilson 17-27-116-2-0, Dungey 6-948-1-0, Mahoney 1-4-8-0-0					
CU Schuessler 11-17-177-0-2, Watson 13-16-169-0-2, K. Bryant 2-4-21-0-0, Israel 1-1-3-0-0					
Receiving (Rec-Yards-TD)					
SYR Etta-Tawo 9-84, Philips 8-48, Strickland 4-17, Riley 2-11, Estime 1-12					
CU A. Scott 7-45-1, M. Williams 6-106-1, Cain 5-125-2, Leggett 2-31, Renfrow 2-17, Ryan 2-17, Thompson 1-15, Choice 1-11, S. Mac Ryan 1-3					

# GAME RECAPS

GAME 10	PITTSBURGH	43
	CLEMSON	42
	NOVEMBER 12, 2016 MEMORIAL STADIUM • CLEMSON, S.C.	

Chris Blewitt's 48-yard field goal with six seconds left in the game lifted Pittsburgh to a 43-42 victory over No. 2 Clemson at Memorial Stadium on Nov. 12, 2016. The Panthers improved to 6-4 overall and 3-3 in the ACC, while the Tigers dropped their first regular-season game since 2014 and fell to 9-1 overall and 6-1 in ACC play.

The Tigers had a fourth-and-one with just over a minute left that would have sealed the game, but Wayne Gallman was stopped short. The Panthers drove down the field to set up Blewitt's game-winning field goal.

Deshaun Watson had 580 passing yards on 52 completions, becoming the sixth player in ACC history with 10,000 career total yards and the first to do so as a junior. His passing yards and completions set Clemson single-game records, and the former set an ACC record. Mike Williams added 15 receptions for 202 yards.

With the Tigers ahead 42-34, Watson threw an interception in the endzone, and the Panthers capitalized with a touchdown. Clemson had won 44 games in a row against unranked opponents.

GAME STATS					
Pittsburgh	14	13	7	9	43
Clemson	14	14	14	0	42
UP	Ashton 15 pass from Peterman (Blewitt Kick) 1st, 13:08 5-75				
CU	Gallman 1 run (Huegel Kick) 1st 7:19, 6-51				
UP	Conner 46 pass from Peterman (Blewitt Kick) 1st, 5:28, 5-75				
CU	Gallman 1 run (Huegel Kick) 1st, 0:40, 12-70				
CU	M. Williams 15 pass from Watson (Huegel Kick) 2nd, 10:06, 11-80				
UP	Orndoff 55 pass from Peterman (Blewitt Kick Blocked) 2nd, 9:33 3-65				
UP	Aston 1 pass from Peterman (Blewitt Kick) 2nd, 2:23, 10-86				
CU	A. Scott 13 pass from Watson (Huegel Kick) 2nd, 1:09, 6-75				
CU	Cain 27 pass from Watson (Huegel Kick) 3rd, 9:53, 3-47				
UP	Orndoff 7 pass from Peterman (Blewitt Kick) 3rd, 4:35, 11-75				
CU	Gallman 1 run (Huegel Kick) 3rd, 1:37, 8-81				
UP	Conner 20 run (Peterman pass failed) 4th, 5:17, 3-30				
UP	Blewitt 48 FG, 4th 0:06, 6-34				
Attendance - 81,048      Weather - Clear, 63°					
Team Statistics			PIT	CU	
First Downs			23	33	
Rushing			33-156	25-50	
Passing			22-38	52-70	
Passing Yards			308	580	
Total Offense			71-464	95-630	
Yards/Play			6.5	6.6	
Return Yards			86	118	
Fumbles-Lost			1-1	1-0	
Turnovers			1	3	
Penalties			3-40	9-101	
Interception Returns			3-70	0-0	
Punt Returns			0-0	3-1	
Kickoff Returns			1-15	7-117	
Punting			5-43.4	3-37.7	
Third-Down Conversions			3-11	12-18	
Sacks			2-8	2-7	
Time of Possession			25:58	34:02	
Rushing (Car-Yards-TD)					
PIT	Conner 20-134-1, Peterman 6-25, Hall 3-9, Ford 1-1, French 1-0, Henderson 2-(-4)				
CU	Gallman 18-36-3, 5-8, Fuller 2-6				
Passing (Cm-Att-Yards-I-TD)					
PIT	Peterman 22-37-308-0-5				
CU	Watson 52-70-580-3-3				
Receiving (Rec-Yards-TD)					
PIT	Orndorff 9-128-2, George Aston 4-29-2, Conner 3-57-1, Weah 2-38, Ford 2-14, Parrish 1-44, Mathews 1-(-2)				
CU	M. Williams 15-202-1, A. Scott 13-125-1, Renfrow 7-77, Leggett 6-95, McCloud 4-26, Gallman 4-10, Cain 3-45-1				

GAME 11	CLEMSON	35
	WAKE FOREST	13
	NOVEMBER 19, 2016 BB&T FIELD • WINSTON-SALEM, N.C.	

Wayne Gallman rushed for a season-high 161 yards and two touchdowns to lead No. 4 Clemson (10-1) to its second straight ACC Atlantic Division title with a 35-13 win over Wake Forest on Nov. 19, 2016.

The Tigers finished a second straight campaign with an unblemished road record, due in large part to Gallman's effort. But he was not alone, as Deshaun Watson accounted for three touchdowns, one through the air and two on the ground.

For the fifth time this season, the Tigers scored 21 points in a quarter. The first-quarter flurry was sparked by Gallman's 42-yard touchdown on fourth and 1. Watson was sharp in the opening frame, hitting 11 of 14 passes for 114 yards and accounting for two scores in all. Clemson led 28-0 after scoring on each of its first four drives of the contest, but Wake Forest responded with 13 straight points of its own in the second and third quarters.

After a scoreless third, the Tigers rebounded in the fourth. Jordan Leggett made a critical play on third-and-long, stretching for a first down after catching a pass from Watson in the flats. Gallman cashed in later in the drive from a yard out, his second score of the game, to push the lead to 35-13.

GAME STATS					
Clemson	21	7	0	7	35
Wake Forest	0	10	3	0	13
CU	Gallman 42 run (Huegel Kick) 1st, 11:24, 4-51				
CU	Watson 3 run (Huegel Kick) 1st, 6:22, 7-59				
CU	M. Williams 15 pass from Watson (Huegel Kick) 1st, 1:10, 9-68				
CU	Watson 2 run (Huegel Kick) 2nd, 12:44, 8-52				
WF	Weaver 42 FG, 2nd, 10:04, 4-3				
WF	Carney 1 run (Weaver Kick) 2nd, 3:31, 6-64				
WF	Weaver 23 FG, 3rd, 5:30, 7-82				
CU	Gallman 1 run (Huegel Kick) 4th, 10:50, 13-80				
Attendance - 31,512			Weather - Clear, 44°		
Team Statistics			CU	WF	
First Downs			21	9	
Rushing			42-254	36-71	
Passing			22-33	7-18	
Passing Yards			202	126	
Total Offense			75-456	54-197	
Yards/Play			6.1	3.6	
Return Yards			61	60	
Fumbles-Lost			2-1	0-0	
Turnovers			1	0	
Penalties			6-33	5-44	
Interception Returns			0-0	0-0	
Punt Returns			4-23	1-(-2)	
Kickoff Returns			2-38	3-62	
Punting			4-36.5	10-40.1	
Third-Down Conversions			7-15	2-15	
Sacks			4-31	0-0	
Time of Possession			31:41	28:19	
Rushing (Car-Yards-TD)					
CU	Gallman 22-161-2, Watson 7-47-2, Choice 6-34, Fuller 3-7, Feaster 3-6				
WF	Carney 18-59, Colburn 10-38, Wade 3-4, Hines 1-1, Kearns 4-(-31)				
Passing (Cm-Att-Yards-I-TD)					
CU	Watson 22-33-202-0-1				
WF	Kearns 7-18-126-0-0				
Receiving (Rec-Yards-TD)					
CU	M. Williams 6-48-1, A. Scott 4-13, Leggett 3-50, McCloud 3-24, Cain 3-20, Renfrow 2-26, Gallman 2-11				
WF	Wade 2-55, Carney 2-17, Serigne 1-41, Lewis 1-9, Colburn 1-4				

GAME 12	SOUTH CAROLINA	7
	CLEMSON	56
	NOVEMBER 26, 2016 MEMORIAL STADIUM • CLEMSON, S.C.	

Deshaun Watson passed for six touchdowns, the most ever by a Tiger against South Carolina, in No. 3 Clemson's 56-7 victory over the Gamecocks at Memorial Stadium. Clemson, who won its third game in a row over the Gamecocks, recorded the largest margin of victory ever by an ACC team over an SEC team.

Watson finished the game 26-32 passing for 347 yards, as his six touchdown passes tied a career high. Mike Williams was on the receiving end of three of those touchdown passes, ending with 100 yards on six receptions, all in the first half. Wayne Gallman fueled Clemson's run game with 112 yards and a touchdown on 19 carries, and the Tigers as a whole outgained the Gamecocks 622-218.

Clemson took the lead for good after a Jadar Johnson interception resulted in a 34-yard touchdown pass from Watson to Williams on the ensuing drive. Watson connected with Williams again later in the quarter for a 19-yard touchdown, marking the 100th career touchdown accounted for by Watson.

GAME STATS

South Carolina	0	0	7	0	7
Clemson	21	14	14	7	56
CU M. Williams 34 pass from Watson (Huegel Kick) 1st, 11:08, 3-47					
CU M. Williams 19 pass from Watson (Huegel Kick) 1st, 5:52, 11-65					
CU Leggett 11 pass from Watson (Huegel Kick) 1st, 2:05, 5-32					
CU Gallman 8 run (Huegel Kick) 2nd, 3:06, 6-45					
CU M. Williams 16 pass from Watson (Huegel Kick) 2nd, :08, 6-80					
CU Fuller 18 pass from Watson (Huegel Kick) 3rd, 12:44, 6-66					
SC Edwards 33 pass from Samuel (Fry Kick) 3rd, 11:24, 5-75					
CU A. Scott 3 pass from Watson (Huegel Kick) 3rd, 4:38, 14-80					
CU K. Bryant 1 run (Huegel Kick) 4th, 3:07, 15-68					
Attendance - 81,542 Weather - Clear, 55°					
Team Statistics			SC	CU	
First Downs			14	40	
Rushing			29-111	53-250	
Passing			14-29	30-36	
Passing Yards			107	372	
Total Offense			58-218	89-622	
Yards/Play			3.8	7.0	
Return Yards			139	52	
Fumbles-Lost			2-0	0-0	
Turnovers			1	1	
Penalties			5-54	7-75	
Interception Returns			1-0	1-0	
Punt Returns			0-0	2-32	
Kickoff Returns			7-139	1-20	
Punting			7-44.0	2-37.0	
Third-Down Conversions			4-13	10-15	
Sacks			1-10	3-20	
Time of Possession			25:46	34:14	
Rushing (Car-Yards-TD)					
SC Talley 6-50, Dowdle 5-30, Turner 8-15, McIlwain 5-13, Hurst 2-9, Bentley 3-(-6)					
CU Gallman 19-112, Fuller 7-46, Feaster 6-36, Dye 5-23, Watson 5-19, Choice 4-8, Bryant 2-5, McCloud 2-3, Schuessler 3-(-2)					
Passing (Cm-Att-Yards-I-TD)					
SC Bentley 7-17-41-1-0, McIlwain 6-11-33-0-0, Samuel 1-1-33-0-1					
CU Watson 27-33-347-1-6, Schuessler 3-3-25-0-0					
Receiving (Rec-Yards-TD)					
SC Samuel 4-14, Hurst 3-26, Dowdle 3-3, Turner 2-18, Edwards 1-33, Crosby 1-13					
CU Scott 9-77-1, Williams 6-100-3, Leggett 3-58-1, McCloud 3-32, Cain 2-38, Thompson 2-22, Fuller 1-18-1, Powell 1-11, Renfrow 1-10, Smith 1-3, Overton 1-3					

# ACC CHAMPIONSHIP GAME

GAME 13

**CLEMSON** 42  
**VIRGINIA TECH** 35

DECEMBER 3, 2016  
CAMPING WORLD STADIUM • ORLANDO, FLA.

Deshaun Watson accounted for five touchdowns and a Cordrea Tankersley ended a Virginia Tech threat with his second interception as the No. 3 Clemson Tigers defeated No. 19 (AP) Virginia Tech to win the program's 16th ACC Championship at Camping World Stadium in Orlando, Fla. Clemson improved to 12-1 with the victory and earned a bid to the College Football Playoff the next day.

Watson threw for 288 yards and three scores, and added 85 yards rushing and two more scores in collecting most valuable player honors. Tankersley's second interception of the game came with Virginia Tech facing a fourth-and-six from the Clemson 23 with under 90 seconds left.

Clemson had a balanced receiving contingent as no player had more than 69 yards receiving, but five had at least 46 yards. Deon Cain had two catches for 69 yards, Mike Williams had 5-57 and Artavis Scott had 7-48. Tight end Jordan Leggett became the first Clemson tight end to have two touchdown catches in an ACC Championship game off his 4-49 performance, and Hunter Renfrow had two catches for 46 yards and a score.

Kendall Joseph, who had a quarterback hurry on Tankersley's interception, led the Tigers with 11 tackles, while Ben Boulware added 10. Reserve Jalen Williams added nine. Freshman Dexter Lawrence had an active night with two sacks for seven yards.

Clemson wasted little time in building a 14-0 lead after two possessions. Watson was sharp, completing his first 10 passes, giving him a Clemson record 19 in a row over two games. He ran for the first touchdown on a three-yard run to complete a nine-play 75-yard drive that took the opening 3:13 of the game. On Clemson's second possession he found Leggett for a 21-yard scoring pass that ended a nine-play 83-yard drive.

Tech came back with a 77-yard drive in 11 plays. The big play came on a fake punt on a fourth-and-10 play from the Virginia Tech 38. The 20-yard pass play gave Virginia Tech momentum and they scored on a one-yard run by Travon McMillian with 51 seconds left in the period.

Watson and Leggett connected again for a score in the second period, this time a 10-yard aerial that culminated a 75-yard drive that took 10 plays. But, Virginia Tech scored again in the second period with 4:09 left to keep the margin just seven points in Clemson's favor. Quarterback Jerod Evans found wide receiver Isaiah Ford open for 53 yards and that play set up an 11-yard scoring run for Evans, who ran for 46 yards and two scores and threw for 264 and a score on the day.

Watson threw an interception on Clemson's first possession of the second half, but the Clemson defense came threw with a three-and-out, giving the momentum back to Clemson.

The Tigers then scored on an eight-yard run by Wayne Gallman to take a 28-14 lead with 9:17 left in the third. The Tigers scored again late in the third. Watson hit Cain for a 39-yard gain that moved the ball to the Virginia Tech 12. Watson scored on a two-yard run to give the Tigers a 35-14 lead.

But Tech scored with 2:18 left in the third on McMillian's second touchdown of the game, a 27-yard run to make the score 35-21 entering the fourth.

Tech scored on its first possession of the fourth on Evans second rushing touchdown of the day. But the Tigers came back on the next drive as Watson hit Renfrow in the right flat and the sophomore turned up field on the sidelines and scored to give Clemson another 14-point lead.

Tech made it a one-score game on the next possession on another scoring pass by Evans. The Tigers went three-and-out and Virginia Tech took over with 4:03 to go at their 41 with a chance to tie. But on the ninth play of the drive, Tankersley made his big play with an interception at the Clemson 14 and the Tigers ran out the final 1:11 to win their second straight ACC title.

The victory gave Clemson consecutive ACC titles for the first time in 28 years and their third in the last six years, all under Dabo Swinney.

## GAME STATS

Clemson	14	7	14	7	42
Virginia Tech	7	7	7	14	35

CU	Watson 3 run (Huegel Kick) 1st, 11:47, 9-75
CU	Leggett 21 pass from Watson (Huegel Kick) 1st, 5:57, 9-83
VT	McMillian 1 run (Slye Kick), 1st, 0:51, 11-77
CU	Leggett 10 pass from Watson (Huegel Kick) 2nd, 11:46, 10-75
VT	Evans 11 run (Slye Kick) 2nd, 4:09, 5-70
CU	Gallman 8 run (Huegel Kick) 3rd, 9:17, 9-89
CU	Watson 2 run (Huegel Kick) 3rd, 4:45, 4-51
VT	McMillian 27 run (Slye Kick) 3rd, 2:27, 5-75
VT	Evans 5 run (Slye Kick) 4th, 11:35, 12-65
CU	Renfrow 15 pass from Watson (Huegel Kick), 4th, 7:33, 8-75
VT	Phillips 26 pass from Evans (Slye Kick) 4th, 5:43, 6-76
Attendance - 50,628      Weather - Clear, 66°	

Team Statistics	CU	VT
First Downs	30	19
Rushing	41-182	35-102
Passing	23-34	22-36
Passing Yards	288	284
Total Offense	75-470	71-386
Yards/Play	6.3	5.4
Return Yards	(-5)	110
Fumbles-Lost	0-0	1-0
Turnovers	1	2
Penalties	8-65	8-89
Interception Returns	2-0	1-0
Punt Returns	2-(-5)	1-2
Kickoff Returns	0-0	5-108
Punting	5-34.6	6-44.8
Third-Down Conversions	6-11	7-15
Sacks	4-16	0-0
Time of Possession	31:52	28:08

### Rushing (Car-Yards-TD)

CU	Watson 17-85-2, Gallman 17-59-1, Fuller 5-40-0
VT	Evans 21-46-2, McMillian 7-37-2, Rogers 4-10-0, Phillips 3-9-0

### Passing (Cm-Att-Yards-I-TD)

CU	Watson 23-34-288-1-3
VT	Evans 21-35-264-2-1

### Receiving (Rec-Yards-TD)

CU	A. Scott 7-48-0, M. Williams 5-57-0, Leggett 4-49-2, Cain 2-69-0, Renfrow 2-46-1, McCloud 1-9, Gallman 1-7, Thompson 1-3
VT	Phillips 12-92-1, Ford 4-89-0, Rogers 3-36-0, Hodges 1-42-0, Edmunds 1-20-0, Carroll 1-5-0

### Punt Returns (PR-Yards)

CU	A. Scott 2-(-5)
VT	Carroll 1-2

### Kickoff Returns (KOR-Yards)

CU	None
VT	Murphy 5-108

### Interception Returns (INT-Yards)

CU	Tankersley 2-0
VT	Motuapuaka 1-0

### Tackle Leaders


CU	Boulware 11, Joseph 11, Watkins 10
----	------------------------------------

### Sacks

CU	Lawrence 2-7, Watkins 1-5, Ferrell 1-4
----	--

### Tackles For Loss

CU	Ferrell 2-8, Lawrence 2-7, Watkins 1.5-6, J. Williams 1-2, Joseph 1-1, A. Bryant 0.5-1
----	--



DESHAUN WATSON LED THE TIGERS TO THEIR SECOND STRAIGHT ACC TITLE.



# FIESTA BOWL

GAME 14	OHIO STATE	0
	CLEMSON	31
	DECEMBER 31, 2016 UNIVERSITY OF PHOENIX STADIUM • GLENDALE, ARIZ.	

Clemson used a dominating defense and the efficient all-around play of quarterback Deshaun Watson to defeat No. 2 ranked Ohio State, 31-0 in the PlayStation Fiesta Bowl in Glendale, Arizona. It was the worst margin of defeat in a bowl game in Ohio State history.

It marked the first time an Urban Meyer coached team has been shutout in 194 games and the first time Ohio State has been shutout since 1993. Ohio State entered the game averaging 42.7 points per game, ninth in the nation, and 480 yards per game total offense. Buckeye quarterback J.T. Barrett had just 127 yards passing and -2 rushing.

Overall, Ohio State had just 88 yards rushing and 127 passing for 215 yards of total offense. They averaged just 3.8 yards a play and had just nine first downs. They converted just 3-14 three down opportunities and had the ball for just 24 minutes.

Watson, the offensive MVP of the game, hit on 26-36 passes for 259 yards and a score. He added 57 yards rushing and two scores. Wayne Gallman was Clemson's top rusher with 85 yards on 18 attempts and a score. Mike Williams had six catches for 96 yards, while Hunter Renfrow added 5-50.

Clelin Ferrell was named the defensive player-of-the-game thanks to his three tackles for loss, including a sack. Van Smith led the Clemson defense with nine tackles, while Carlos Watkins had two sacks, giving him

10.5 for the season, a record for a Clemson defensive lineman.

Ohio State missed two field goals in the first quarter and those misses proved to be momentum swaying plays. Clemson's Greg Huegel hit on a 45-yarder in the first quarter to give Clemson a 3-0 advantage. The Tigers later scored again in the opening period on a one-yard run by Watson, a play that culminated a 70-yard scoring drive.

It became 17-0 at halftime when Watson found reserve running back C.J. Fuller out of the backfield on a wheel route. Fuller made the catch in the endzone to give Clemson a 17-0 lead. Fuller, from nearby Easley, S.C., had just four catches for 17 yards all year before that play.

Clemson added a touchdown in the third and fourth periods. The third quarter touchdown came on a seven-yard run by Watson. The Tigers had to drive just 40 yards for that score after a short Ohio State punt.

The Tigers made it 31-0 with 8:47 left. Clemson took over at the Ohio State seven after Van Smith intercepted the ball at the Clemson seven, then ran 86 yards to the Ohio State seven to set up Watson's last score. It was the fifth longest interception return in school history, longest in a bowl game.

Ohio State drove to the Clemson 25 on the next possession, but Scott Pagano stopped Mike Weber on a fourth-and-one and Clemson took over with 5:48 left. Clemson ran all but nine seconds off the clock to end the game in dominating fashion.

The victory was Clemson's first against the No. 2 ranked team in the AP poll, the highest ranked win in Clemson history at the time. It also gave Clemson a 3-0 record against Ohio State, all wins in bowl games. It was the third shutout of the season for the Tigers, most in a season since 1991.

## GAME STATS

Ohio State	0	0	0	0	0
Clemson	10	7	7	7	31

CU	Huegel 45 FG 1st, 9:16, 7-42
CU	Watson 1 run (Huegel Kick) 1st, 2:16, 10-70
CU	Fuller 30 pass from Watson (Huegel Kick) 2nd, 2:21, 8-83
CU	Watson 7 run (Huegel Kick) 3rd, 2:06, 5-40
CU	Gallman 7 run (Huegel Kick) 4th, 8:51, 2-7
Attendance - 71, 279	

Team Statistics	OSU	CU
First Downs	9	24
Rushing	23-88	48-205
Passing	19-33	24-37
Passing Yards	127	265
Total Offense	56-215	85-470
Yards/Play	3.8	5.5
Return Yards	127	120
Fumbles-Lost	2-1	0-0
Turnovers	3	2
Penalties	8-72	5-60
Interception Returns	2-0	2-104
Punt Returns	1-(-1)	2-16
Kickoff Returns	5-128	0-0
Punting	7-49.7	5-41.2
Third-Down Conversions	3-14	8-17
Sacks	2-17	3-23
Time of Possession	24:09	35:51

### Rushing (Car-Yards-TD)

OS	Samuel 6-67, Weber 5-24, Barrett 11-(-2)
CU	Gallman 18-85-1, Watson 15-57-2, Schuessler 1-19, Choice 4-15, Feaster 3-12, Scott 3-8, McCloud 2-8, Fuller 1-3

### Passing (Cm-Att-Yards-I-TD)

OS	Barrett 19-33-127-2-0
CU	Watson 23-36-259-2-1, Schuessler 1-1-6-0-0

### Receiving (Rec-Yards-TD)

OS	Samuel 9-43, Weber 3-4, Smith 2-27, Brown 2-17, Victor 1-21, Hill 1-8, McLaurin 1-7
CU	M. Williams 6-96, Renfrow 5-50, McCloud 4-29, Fuller 3-45-1, Scott 2-16, Gallman 1-10, Cain 1-9, G. Williams 1-6, Leggett 1-4

### Punt Returns (PR-Yards)

OS	Samuel 1-(-1)
CU	Scott 2-16

### Kickoff Returns (KOR-Yards)

OS	Hill 1-6, Campbell 3-105, Alexander 1-17
CU	None

### Interception Returns (INT-Yards)

OS	Conley 1-0 Hooker 1-0
CU	Tankersley 1-18, Van Smith 1-86

### Tackle Leaders

CU	Smith 9, Joseph 8, Boulware 7
----	-------------------------------

### Sacks

CU	Watkins 2-11, Ferrell 1-12
----	----------------------------

### Tackles For Loss

CU	Ferrell 3-26, Watkins 2-11, Edmond 1-3, Joseph 1-3, O'Daniel 1-2, Pagano 1-2, Wilkins 1-2, Boulware 0.5-1, V. Smith 0.5-1
----	---



CLELIN FERRELL WAS NAMED DEFENSIVE PLAYER-OF-THE-GAME THANKS TO HIS THREE TACKLES FOR LOSS AND SACK.





# CFP NATIONAL CHAMPIONSHIP GAME

**GAME 15**

<b>CLEMSON</b>	<b>35</b>
<b>ALABAMA</b>	<b>31</b>

**JANUARY 9, 2017**  
**RAYMOND JAMES STADIUM • TAMPA, FLA.**

Playing in his final game as a Tiger, Deshaun Watson completed 36-56 passes for 420 yards and three scores, and added 43 yards rushing and a touchdown to lead Clemson to a 35-31 victory over Alabama in the College Football National Championship game to close the 2016 season.

Watson completed a two-yard scoring pass to original walk-on Hunter Renfrow with just one second left to give the Tigers the victory and the school's first National Championship since 1981.

Watson was named the Most Valuable Player on offense thanks to his 463 yards of total offense and four total touchdowns. The previous year against Alabama in the title game he had 405 yards passing and 73 yards rushing for 478 yards of total offense and four scoring passes. Alabama entered the game first in the nation in scoring defense and total defense. The victory gave Watson a 32-3 record as Clemson's starting quarterback.

Clemson did not have a 100-yard receiver, but had four players between 92 and 95 yards receiving in a game for the first time in history. Renfrow ended the contest with 10 catches for 92 yards. He became the first receiver with 10 receptions against Alabama since 2012. He also had two touchdown receptions, giving him four over the last two championship games.

Mike Williams had eight catches for 94 yards and a score, while tight end Jordan Leggett had seven catches for 95 yards, including 2-22 on the last drive. Deon Cain had five catches for 95 yards, including a 43-yard catch that proved to be the longest play of the game for the Tigers.

Ben Boulware was the Defensive Player of the Game with six tackles, including two tackles for loss and a pass broken up. Jadar Johnson had seven tackles, while Carlos Watkins and Kendall Joseph also had six stops according to statisticians in the press box.

While the score was close, many of the team numbers were not. Clemson ran 99 offensive plays to 66 for Alabama, and controlled the clock for 34:44. Clemson

won the passing yardage 420-155 and total offense, 511-376. Clemson had 31 first downs to 16 for Alabama. Alabama was just 2-15 on third down, meaning Alabama and Ohio State were a combined 5-29 on third down in the two playoff games.

Alabama jumped out to a 14-0 lead behind the running of Bo Scarborough, who had 16 rushes for 93 yards and two scores before suffering an injury. He scored on runs of 25 and 37 yards, one in each quarter. Clemson then came back to within a score on an eight-yard run by Watson to make the count 14-7 at the half.

Alabama outscored Clemson 10-7 in the third period to take a 24-14 lead entering the fourth period. The Crimson Tide had won 97 consecutive games when having a double digit lead in the fourth period.

But the Tigers scored a pair of touchdowns in the fourth to take a 31-28 lead with 4:38 left.

But Alabama came back on its next possession to go 68 yards for a score. Jalen Hurts scored on a 30-yard run with 2:07 left.

That left Watson and the Tigers too much time. Clemson came back with a 68-yard drive of its own. The drive included a 24-yard pass to Williams, a six-yard completion to Renfrow on third-and-three, and a 17-yard pass to Leggett that brought the ball to the Alabama nine with 14 seconds left.

A pass interference penalty on a pass to Williams in the endzone brought the ball to the two. On the next play Watson hit Renfrow with the game winner in the endzone on the right side of the field.

The victory gave Clemson a 14-1 record to finish the season, the same as Alabama. Both teams tied the national record for wins in a season.

It was Clemson's first win over the nation's number-one team and it ended Alabama's 26-game winning streak. Alabama's average margin of victory in the streak had been 25 points a game. Alabama had beaten Clemson 13 consecutive times dating to 1905, including seven by shutout.

Alabama had been No. 1 for all 15 polls conducted during the 2016 season and had won 16 straight games over top 25 ranked teams, tied for the longest streak in the history of the AP poll (1936).

Alabama coach Nick Saban had been 5-0 in National Championship games in his career prior to the contest. The victory was Clemson's fifth against top 25 teams and it was the team's third against a top three team. Clemson beat a No. 3 Louisville team and a No. 2 Ohio State team earlier.

## GAME STATS

Clemson	0	7	7	21	35
Alabama	7	7	10	7	31

UA	Scarborough 25 Run (Griffith Kick) 1st, 9:23, 3-59
UA	Scarborough 37 Run (Griffith Kick) 2nd, 10:42, 5-74
CU	Watson 8 Run (Huegel Kick) 2nd, 6:09, 7-87
UA	Griffith 27 FG, 3rd, 12:25, 4-7
CU	Renfrow 24 pass from Watson (Huegel Kick) 3rd, 7:10, 4-42
UA	Howard 68 pass from Hurts (Griffith Kick) 3rd, 1:53, 1-53, 4-79
CU	M. Williams 4 pass from Watson (Huegel Kick) 4th 14:00, 9-72
CU	Gallman 1 Run (Huegel Kick) 4th, 4:38, 6-88
UA	Hurts 30 Run (Griffith Kick) 4th, 2:07, 6-68
CU	Renfrow 2 pass from Watson (Huegel Kick) 4th, 0:01, 9-68

**Attendance** - 74,512 **Weather** - Clear, 56°

Team Statistics	CU	UA
First Downs	31	16
Rushing	42-91	34-221
Passing	36-57	14-32
Passing Yards	420	155
Total Offense	99-511	66-376
Yards/Play	5.2	5.7
Return Yards	133	66
Fumbles-Lost	2-2	1-0
Turnovers	2	0
Penalties	3-35	9-82
Interception Returns	0-0	0-0
Punt Returns	1-3	1-9
Kickoff Returns	6-130	3-57
Punting	9-38.3	11-43.9
Third-Down Conversions	7-18	2-15
Sacks	0-0	4-25
Time of Possession	34:44	25:16

### Rushing (Car-Yards-TD)

CU	Gallman 18-46-1, Watson 21-43-1, Fuller 1-3, A. Scott 1-0, Team 1-(-1)
UA	Scarborough 16-93-2, Hurts 10-63-1, Stewart 1-25, Harris 5-24, Jacobs 2-16

### Passing (Cm-Att-Yards-I-TD)

CU	Watson 36-56-420-0-3, Team 0-1-0-0-0
UA	Hurts 13-31-131-0-1, Stewart 1-1-24-0-0

### Receiving (Rec-Yards-TD)

CU	Renfrow 10-92-2, M. Williams 8-94-1, Leggett 7-95, Cain 5-94, Gallman 3-39, A. Scott 3-6
UA	Ridley 5-36, Howard 4-106-1, Stewart 2-12, Scarborough 2-7, Harris 1-(-6)

### Punt Returns (PR-Yards)

CU	A. Scott 1-3
UA	Dieter 1-9

### Kickoff Returns (KOR-Yards)

CU	A. Scott 3-77, Fuller 3-53
UA	Stewart 2-42, Hentges 1-15

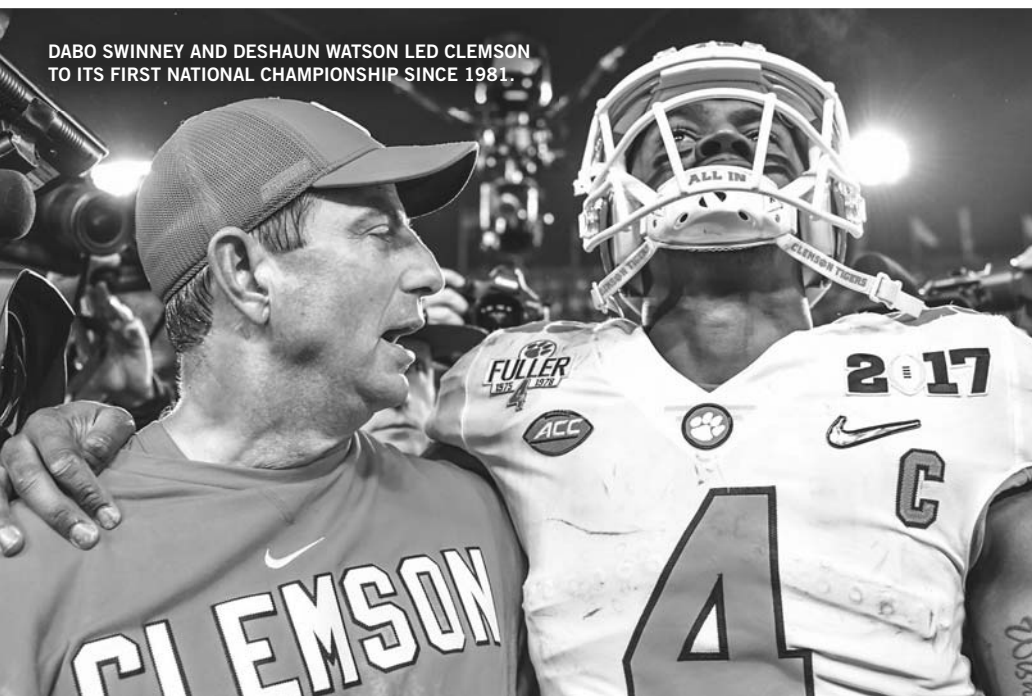
### Tackle Leaders

CU	Boulware 10, J. Johnson 9, Joseph 9, Watkins 9
----	--

### Tackles For Loss

CU	Joseph 2.5-7, Boulware 2-9, Watkins 1-2, Ferrell 1-1, J. Johnson 0.5-1
----	--

**DABO SWINNEY AND DESHAUN WATSON LED CLEMSON TO ITS FIRST NATIONAL CHAMPIONSHIP SINCE 1981.**



# PARTICIPATION

#	Player	AUB	TROY	SCS	GT	LOU	BC	NCS	FSU	SYR	PIT	WFL	USC	VT	OSU	ALA	Total	2016 G-S	Career G-S
73	Tremayne Anchrum, OL	--	13	32	15	--	4	--	--	34	*89	12	45	7	37	4	292	11-1	11-1
21	Adrian Baker, CB	--	--	--	--	--	--	--	--	--	--	--	--	--	--	--	--	--	15-3
18	James Barnes, QB	--	--	2	--	--	--	--	--	--	--	--	--	--	--	--	2	1-0	1-0
96	Michael Batson, P	--	--	--	--	--	--	--	--	ST	--	--	--	--	--	--	--	1-0	1-0
11	Shadell Bell, TE	--	--	ST	--	--	--	--	--	4	--	--	3	--	--	--	7	3-0	3-0
61	Kaleb Bevelle, DL	--	--	6	--	--	--	--	--	1	--	--	7	--	--	--	14	3-0	3-0
60	Kelby Bevelle, OL	--	--	15	--	--	--	--	--	6	--	--	--	--	--	--	21	2-0	2-0
10	Ben Boulware, LB	*71	*43	--	*56	*101	*63	*79	*70	*43	*75	*49	*39	*72	*55	*66	882	14-14	53-31
40	Jaquarius Brice, DE	--	--	8	--	--	--	--	--	1	--	--	7	--	--	--	16	3-0	3-0
91	Austin Bryant, DE	--	--	--	--	--	--	27	27	21	29	25	31	23	22	39	244	9-0	21-0
2	Kelly Bryant, QB	--	--	19	--	--	4	--	--	12	--	--	4	--	--	--	39	4-0	12-0
8	Deon Cain, WR	36	36	21	28	25	35	30	33	25	30	20	30	23	40	37	449	15-0	27-1
31	Ryan Carter, CB	*33	34	17	*42	*55	*38	*66	*41	*32	*60	*35	*19	*53	*40	*59	624	15-13	41-15
95	Gage Cervenka, OL	--	--	21	--	--	9	--	--	6	--	2	15	--	8	--	61	6-0	6-0
26	Adam Choice, RB	5	15	16	14	5	10	17	--	18	--	6	9	--	5	--	120	11-0	17-0
32	Kyle Cote, S	--	--	ST	--	--	--	--	--	ST	ST	ST	ST	ST	ST	ST	0	8-0	8-0
55	Tyrone Crowder, OG	*81	*54	*20	*62	*54	*28	*86	*70	*59	*59	*57	*48	*61	*54	*76	869	15-15	34-27
33	J.D. Davis, LB	ST	12	19	ST	ST	8	ST	ST	18	ST	9	13	ST	1	ST	80	15-0	23-0
37	Judah Davis, LB	ST	--	9	ST	ST	7	ST	ST	3	--	ST	6	ST	ST	ST	25	13-0	26-0
82	Adrien Dunn, WR	--	--	ST	--	--	--	--	--	--	--	--	--	--	--	--	--	1-0	11-0
22	Tyshon Dye, RB	2	13	10	--	--	5	6	--	7	--	--	10	--	--	--	53	7-0	17-0
29	Marcus Edmond, CB	--	*38	*18	21	58	19	*53	12	--	ST	20	30	32	5	17	323	13-3	32-3
61	David Estes, LS	ST	ST	ST	ST	ST	ST	ST	ST	ST	ST	ST	ST	ST	ST	ST	--	15-0	19-0
50	Justin Falcinelli, OL	--	23	32	18	--	17	10	8	23	1	2	30	--	10	--	174	11-0	24-0
99	Clelin Ferrell, DE	*60	*50	*12	*45	*84	*53	*64	*61	*35	*73	*37	*37	*69	*43	*36	759	15-15	15-15
28	Tavien Feaster, RB	--	ST	24	ST	ST	4	--	--	24	ST	8	8	ST	4	ST	72	12-0	12-0
24	Mark Fields, CB	37	36	23	ST	ST	23	25	55	*53	23	18	25	1	13	5	337	15-1	28-1
83	Jesse Fisher, TE	--	--	9	--	--	--	--	--	--	--	--	1	--	--	--	10	2-0	2-0
63	Jake Fruhmorgen, OT	*81	*74	*30	*78	*66	*44	*94	*56	--	--	--	--	--	--	--	523	8-8	19-9
27	C.J. Fuller, RB	ST	10	13	ST	ST	11	60	ST	14	9	10	18	12	10	5	172	15-0	31-0
9	Wayne Gallman, RB	*70	*46	*15	*68	*59	*30	*6	*79	*19	*85	*48	*44	*62	*64	*91	786	15-15	42-37
77	Zach Giella, C	--	--	10	--	--	4	--	--	3	--	--	11	--	4	--	32	5-0	5-0
64	Pat Godfrey, OL	--	--	6	--	--	--	--	--	3	--	--	3	--	--	--	12	3-0	3-0
71	Noah Green, OL	--	--	15	--	--	9	--	--	6	ST	2	9	--	--	--	41	6-0	6-0
87	D.J. Greenlee, TE	--	1	15	--	--	4	--	--	ST	--	--	5	--	--	--	25	5-0	23-0
57	Jay Guillermo, C	*81	*79	*30	*72	*66	*42	*94	*73	*51	*97	*74	*56	*80	*77	*99	1071	15-15	46-29
39	Christian Groomes, PK	--	--	ST	--	--	--	--	--	ST	--	--	--	--	--	--	--	2-0	2-0
51	Taylor Hearn, OL	*81	*63	*30	*68	*66	*44	*84	*77	*41	*98	*62	*52	*80	*77	*99	1022	15-15	29-15
92	Greg Huegel, PK	*ST	*ST	*ST	*ST	*ST	*ST	*ST	*ST	*ST	*ST	*ST	*ST	*ST	*ST	*ST	--	15-15	30-30
67	Albert Huggins, DT	--	16	36	15	23	26	12	3	21	6	13	29	7	11	--	218	13-0	18-0
75	Mitch Hyatt, LT	*81	*74	*30	*68	*66	*46	*94	*81	*63	2	*69	*64	*80	*77	*99	994	15-14	30-29
10	Tucker Israel, QB	--	--	7	--	--	--	--	--	5	--	--	--	--	--	--	12	2-0	2-0
14	Denzel Johnson, S	ST	ST	22	--	--	4	ST	ST	2	ST	5	20	ST	1	ST	54	13-0	13-0
18	Jadar Johnson, S	*71	*79	*17	*56	*99	*63	*78	*33	*57	*76	*52	*39	*72	*55	*66	913	15-15	54-17
93	Sterling Johnson, DT	--	--	17	--	--	--	--	--	9	--	--	20	--	--	--	46	4-0	4-0
34	Kendall Joseph, LB	*66	*71	*24	*56	*100	*60	*79	*69	*44	*75	*53	*40	*72	*55	*66	930	15-15	22-15
97	Carson King, P	--	--	ST	--	--	--	--	--	--	--	--	--	--	--	--	--	1-1	1-1
57	Tre Lamar, LB	8	12	19	ST	6	10	1	1	21	2	8	12	1	1	ST	102	15-0	15-0
90	Dexter Lawrence, DT	37	*41	20	*40	*67	40	*51	*39	35	*61	*38	*21	*69	*35	*49	643	15-11	15-11
16	Jordan Leggett, TE	*74	*57	*21	*63	*61	*41	*87	*78	*42	*80	*60	*52	*76	*63	*99	954	15-15	51-38
89	Ryan Mac Lain, WR	--	--	1	--	--	--	--	--	ST	--	--	--	--	--	--	1	2-0	2-0
88	Sean Mac Lain, WR	--	--	17	--	--	--	--	--	6	--	--	3	--	--	--	26	3-0	12-0
46	Jarvis Magwood, LB	--	--	ST	--	--	--	--	--	ST	--	--	6	--	--	--	6	3-0	3-0
34	Ray-Ray McCloud, WR	20	32	*22	*45	*60	*28	*34	24	--	37	22	26	20	40	45	455	14-5	26-6
69	Maverick Morris, OG	ST	32	23	20	12	23	8	11	9	39	19	35	22	37	20	310	15-0	34-3
23	Trayvon Mullen, CB	--	9	37	ST	ST	18	ST	ST	29	ST	--	13	ST	9	ST	115	13-0	13-0
19	Tanner Muse, S	ST	ST	37	ST	ST	8	ST	ST	26	2	5	20	ST	1	7	106	15-0	15-0
6	Dorian O'Daniel, LB	*13	*18	*21	*56	*26	33	11	*23	22	*53	*54	*37	*6	*51	*55	479	15-12	42-14
10	Diondre Overton, WR	--	6	25	5	--	14	--	--	22	--	6	19	--	10	--	107	8-0	8-0
56	Scott Pagano, DT	*31	28	*19	24	41	*26	25	28	*24	9	--	--	--	22	22	299	12-4	31-14
70	Seth Penner, OL	--	--	15	--	--	--	--	--	6	--	--	5	--	--	--	26	3-0	3-0
76	Sean Pollard, OT	--	11	32	4	--	15	--	25	*57	*98	*64	*60	*70	*53	*95	584	12-7	12-7
17	Connor Powell, WR	--	19	42	26	4	28	--	--	6	--	6	24	--	23	--	178	9-0	9-0
52	Connor Prevost, LB	--	--	ST	--	--	--	--	--	--	--	--	6	--	--	--	6	2-0	2-0
41	Grant Radakovich, TE	ST	ST	7	ST	ST	1	ST	ST	3	ST	ST	2	ST	2	ST	15	15-0	15-0
45	Chris Register, DE	6	16	32	15	17	17	6	--	--	13	--	6	13	--	1	142	11-0	12-0
13	Hunter Renfrow, WR	46	*47	--	--	--	--	46	*65	*39	*78	*47	*45	*63	*60	*99	635	11-9	26-19
80	Milan Richard, TE	8	25	12	12	5	11	6	6	16	11	7	10	4	9	2	144	15-0	30-0
50	Jabril Robinson, DT	--	--	19	--	--	11	--	--	21	--	6	7	--	1	--	65	6-0	12-0
85	Seth Ryan, WR	ST	ST	15	ST	ST	4	ST	ST	20	ST	ST	4	ST	ST	ST	43	15-0	32-0
12	Nick Schuessler, QB	--	--	27	--	--	6	--	--	32	--	5	16	--	10	--	96	6-0	19-0
3	Artavis Scott, WR	*53	*45	*23	*55	*37	*32	*51	*63	*47	*58	*49	*37	*58	*45	*56	709	15-15	43-36
37	Cameron Scott, CB	--	--	ST	--	--	--	--	--	--	--	--	ST	--	--	--	--	2-0	2-0
54	Connor Sekas, LB	--	--	ST	--	--	--	--	--	--	--	--	--	--	--	--	--	1-0	1-0
74	John Simpson, OL	--	10	32	--	--	24	--	3	33	7	15	26	--	10	--	160	9-0	9-0
47	James Skalski, LB	ST	ST	8	ST	ST	3	--	ST	9	ST	ST	ST	ST	ST	ST	20	14-0	14-0
84	Cannon Smith, TE	ST	1	12	ST	ST	6	ST	1	5	1	3	5	ST	4	ST	38	15-0	30-0
43	Chad Smith, LB	ST	ST	5	ST	2	8	1	ST	2	2	ST	ST	ST	ST	ST	20	15-0	15-0
23	Van Smith, DB	*71	*79	*11	*56	*100	*66	*79	*73	*43	*74	*52	*39	*72	*55	*59	929	15-15	29-15
47	Alex Spence, PK	--	--	ST	--	--	--	--	--	ST	--	--	--	--	--	--	--	3-0	3-0
52	Austin Spence, LS	--	--	ST	--	--	--	--	--	ST	--	--	--	--	--	--	--	2-0	2-0
20	Jack Swinney, WR	--	--	7	--	--	--	--	--	5	--	--	--	--	--	--	12	2-0	2-0
25	Cordrea Tankersley, CB	*71	*71	*12	*49	*87	*63	*78	*73	*29	*76	*38	*26	*69	*52	*64	858	15-15	55-30
59	Bradley Tatko, LS	--	--	ST	--	--	--	--	--	--	--	--	ST	--	--	--	--	2-0	2-0
32	Andy Teasdall, P	*ST	*ST	--	*ST	*ST	*ST	*ST	*ST	*ST	*ST	*ST	*ST	*ST	*ST	*ST	--	14-14	31-29
86	Ty Thomason, WR	--	--	9	--	--	--	--	--	6	--	--	4	--	--	--	19	3-0	3-0
1	Trevion Thompson, WR	11	34	35	25	23	21	18	18	38	14	28	42	14	--	--	321	13-0	27-0
72	Logan Tisch, OL	--	--	15	--	--	--	--	--	6	--	--	5	--	--	--	26	3-0	3-0
38	Amir Trapp, DB	--	--	9	--														

# WEEKLY POLLS

## PRESEASON

USA	AP	Team	Record	W-L	Next Opp	Score
1	1	Alabama	0-0	W	No. 17/20 Southern California	52-6
2	2	Clemson	0-0	W	Auburn	19-13
3	3	Oklahoma	0-0	L	No. 13/15 Houston	23-33
4	4	Florida State	0-0	W	No. 12/11 Mississippi	45-34
6	5	Louisiana State	0-0	L	Wisconsin	14-16
5	6	Ohio State	0-0	W	Bowling Green	77-10
8	7	Michigan	0-0	W	Hawaii	63-3
7	8	Stanford	0-0	W	Kansas State	26-13
10	9	Tennessee	0-0	W	Appalachian State	20-13
9	10	Notre Dame	0-0	L	Texas	47-50
12	11	Mississippi	0-0	L	No. 4/4 Florida State	34-45
11	12	Michigan State	0-0	W	Furman	28-13
14	13	Texas Christian	0-0	W	South Dakota State	59-41
18	14	Washington	0-0	W	Rutgers	48-13
13	15	Houston	0-0	W	No. 3/3 Oklahoma	33-23
24	16	UCLA	0-0	L	Texas A&M	31-24
15	17	Iowa	0-0	W	Miami (OH)	45-21
16	18	Georgia	0-0	W	No. 20/22 North Carolina	33-24
23	19	Louisville	0-0	W	Charlotte	70-14
17	20	Southern California	0-0	L	No. 1/1 Alabama	6-52
19	21	Oklahoma State	0-0	W	SE Louisiana	61-7
20	22	North Carolina	0-0	L	No. 16/18 Georgia	24-33
21	23	Baylor	0-0	W	Northwestern State	55-7
22	24	Oregon	0-0	W	UC Davis	53-28
25	25	Florida	0-0	W	Massachusetts	24-7

## WEEK 2

USA	AP	Team	Record	W-L	Next Opponent	Score
1	1	Alabama	1-0	W	Western Kentucky	38-10
2	2	Clemson	1-0	W	Troy	30-24
3	3	Florida State	1-0	W	Charleston Southern	52-8
4	4	Ohio State	1-0	W	Tulsa	48-3
6	5	Michigan	1-0	W	Central Florida	51-14
7	6	Houston	1-0	W	Lamar	42-0
5	7	Stanford	1-0		BYE	
11	8	Washington	1-0	W	Idaho	59-14
9	9	Georgia	1-0	W	Nichols State	26-24
16	10	Wisconsin	1-0	W	Akron	54-10
20	11	Texas	1-0	W	UTEP	41-7
8	12	Michigan State	1-0	W	BYE	
15	13	Louisville	1-0	W	at Syracuse	62-28
13	14	Oklahoma	0-1	W	Louisiana Monroe	59-17
12	15	Texas Christian	1-0	L	Arkansas	38-41
10	16	Iowa	1-0	W	Iowa State	42-3
14	17	Tennessee	1-0	W	Virginia Tech	45-24
21	18	Notre Dame	0-1	W	Nevada	39-10
18	19	Mississippi	0-1	W	Wofford	38-13
24	20	Texas A&M	1-0	W	Prairie View A&M	67-0
22	21	Louisiana State	0-1	W	Jacksonville State	34-13
17	22	Oklahoma State	1-0	L	Central Michigan	27-30
19	23	Baylor	1-0	W	Southern Methodist	40-13
23	24	Oregon	1-0	W	Virginia	44-26
NR	25	Miami	1-0	W	Florida Atlantic	38-10
25	NR	Florida	1-0	W	Kentucky	45-7

## WEEK 3

USA	AP	Team	Record	W-L	Next Opponent	Score
1	1	Alabama	2-0	W	No. 17/19 Mississippi	48-43
2	2	Florida State	2-0	L	No. 10/10 Louisville	20-63
4	3	Ohio State	2-0	W	No. 14/14 Oklahoma	45-24
5	4	Michigan	2-0	W	Colorado	45-28
3	5	Clemson	2-0	W	South Carolina State	59-0
7	6	Houston	2-0	W	Cincinnati	40-16
6	7	Stanford	1-0	W	Southern California	27-10
9	8	Washington	2-0	W	Portland State	41-3
12	9	Wisconsin	2-0	W	Georgia State	23-17
10	10	Louisville	2-0	W	No. 2/2 Florida State	63-20
16	11	Texas	2-0	L	California	43-50
8	12	Michigan State	1-0	W	No. 18/18 Notre Dame	36-28
11	13	Iowa	2-0	L	North Dakota State	21-23
14	14	Oklahoma	1-1	L	No. 4/3 Ohio State	24-45
15	15	Tennessee	2-0	W	Ohio	28-19
13	16	Georgia	2-0	W	Missouri	28-27
20	17	Texas A&M	2-0	W	Auburn	29-16
18	18	Notre Dame	1-1	L	No. 8/12 Michigan State	28-36
17	19	Mississippi	1-1	L	No. 1/1 Alabama	43-48
22	20	Louisiana State	1-1	W	Mississippi State	23-20
19	21	Baylor	2-0	W	Rice	38-10
21	22	Oregon	2-0	L	Nebraska	32-35
23	23	Florida	2-0	W	North Texas	32-0
24	24	Arkansas	2-0	W	Texas State	42-3
25	25	Miami	2-0	W	Appalachian State	45-10

## WEEK 4

USA	AP	Team	Record	W-L	Next Opponent	Score
1	1	Alabama	3-0	W	Kent State	48-0
2	2	Ohio State	3-0		BYE	

4	3	Louisville	3-0	W	Marshall	59-28
5	4	Michigan	3-0	W	Penn State	49-10
3	5	Clemson	3-0	W	Georgia Tech	26-7
7	6	Houston	3-0	W	Texas State	64-3
6	7	Stanford	2-0	W	UCLA	22-13
8	8	Michigan State	2-0	L	No. 11/12 Wisconsin	6-30
9	9	Washington	3-0	W	Arizona	35-28
13	10	Texas A&M	3-0	W	No. 18/17 Arkansas	45-24
10	11	Wisconsin	3-0	W	No. 8/8 Michigan State	30-6
11	12	Georgia	3-0	L	No. 21/23 Mississippi	14-45
14	13	Florida State	2-1	W	South Florida	55-35
12	14	Tennessee	3-0	W	No. 16/19 Florida	38-28
19	15	Miami	3-0		BYE	
15	16	Baylor	3-0	W	Oklahoma State	35-24
18	17	Arkansas	3-0	L	No. 13/10 Texas A&M	24-45
17	18	Louisiana State	2-1	L	Auburn	13-18
16	19	Florida	3-0	L	No. 12/14 Tennessee	28-38
20	20	Nebraska	3-0	W	Northwestern	24-13
24	21	Texas	2-1		BYE	
NR	22	San Diego State	3-0		BYE	
21	23	Mississippi	1-2	W	No. 11/12 Georgia	45-14
23	24	Utah	3-0	W	Southern California	31-27
NR	25	Oklahoma	1-2		BYE	
21	NR	Texas Christian	2-1	W	SMU	33-3
25	NR	Iowa	2-1	W	Rutgers	14-7

## WEEK 5

USA	AP	Team	Record	W-L	Next Opponent	Score
1	1	Alabama	4-0	W	Kentucky	34-6
2	2	Ohio State	3-0	W	Rutgers	58-0
4	3	Louisville	4-0	L	No. 3/5 Clemson	36-42
5	4	Michigan	4-0	W	No. 8/8 Wisconsin	14-7
3	5	Clemson	4-0	W	No. 4/3 Louisville	42-36
7	6	Houston	4-0	W	Connecticut	42-14
6	7	Stanford	3-0	L	No. 9/10 Washington	6-44
8	8	Wisconsin	4-0	L	No. 5/4 Michigan	7-14
10	9	Texas A&M	4-0	W	South Carolina	24-13
9	10	Washington	4-0	W	No. 6/7 Stanford	44-6
11	11	Tennessee	4-0	W	No. 20/25 Georgia	34-31
12	12	Florida State	3-1	L	No. 23/NR North Carolina	35-37
13	13	Baylor	4-0	W	Iowa State	45-42
14	14	Miami	3-0	W	Georgia Tech	35-21
15	15	Nebraska	4-0	W	Illinois	31-16
17	16	Mississippi	2-2	W	Memphis	48-28
16	17	Michigan State	2-1	L	Indiana	21-24
18	18	Utah	4-0	L	California	23-28
24	19	San Diego State	3-0	L	South Alabama	24-42
22	20	Arkansas	3-1	W	Alcorn State	52-10
19	21	Texas Christian	3-1	L	Oklahoma	46-52
25	22	Texas	2-1	L	Oklahoma State	31-49
21	23	Florida	3-1	W	Vanderbilt	13-6
NR	24	Boise State	3-0	W	Utah State	21-10
20	25	Georgia	3-1	L	No. 11/11 Tennessee	31-34
23	NR	North Carolina	3-1	W	No. 12/12 Florida State	37-35

## WEEK 6

USA	AP	Team	Record	W-L	Next Opponent	Score
1	1	Alabama	5-0	W	No. 17/16 Arkansas	49-30
2	2	Ohio State	4-0	W	Indiana	38-17
3	3	Clemson	5-0	W	Boston College	56-10
4	4	Michigan	5-0	W	Rutgers	78-0
6	5	Washington	5-0	W	Oregon	70-21
5	6	Houston	5-0	L	Navy	40-46
8	7	Louisville	4-1		BYE	
7	8	Texas A&M	5-0	W	No. 9/9 Tennessee	45-38
9	9	Tennessee	5-0	L	No. 7/8 Texas A&M	38-45
10	10	Miami	4-0	L	No. 23/21 Florida State	19-20
13	11	Wisconsin	4-1		BYE	
12	12	Nebraska	5-0		BYE	
11	13	Baylor	5-0		BYE	
14	14	Mississippi	3-2		BYE	
15	15	Stanford	3-1	L	Washington State	16-42
17	16	Arkansas	4-1	L	No. 1/1 Alabama	30-49
16	17	North Carolina	4-1	L	No. NR/25 Virginia Tech	3-34
18	18	Florida	4-1	PPD	Louisiana State	
19	19	Boise State	4-0	W	New Mexico	49-21
22	20	Oklahoma	2-2	W	Texas	45-40
23	21	Colorado	4-1	L	Southern California	17-21
20	22	West Virginia	4-0		BYE	
21	23	Florida State	3-2	W	No. 10/10 Miami	20-19
24	24	Utah	4-1	W	Arizona	36-23
NR	25	Virginia Tech	3-1	W	No. 16/17 North Carolina	34-3
25	NR	Western Michigan	5-0	W	Northern Illinois	45-30

## WEEK 7

USA	AP	Team	Record	W-L	Next Opponent	Score
1	1	Alabama	6-0	W	No. 11/9 Tennessee	49-10
2	2	Ohio State	5-0	W	No. 10/8 Wisconsin	30-23
3	3	Clemson	6-0	W	NC State	24-17
4	4	Michigan	6-0		BYE	

5	5	Washington	6-0		BYE	
6	6	Texas A&M	6-0		BYE	
7	7	Louisville	4-1	W	Duke	24-14
10	8	Wisconsin	4-1	L	No. 2/2 Ohio State	23-30
11	9	Tennessee	5-1	L	No. 1/1 Alabama	10-49
9	10	Nebraska	5-0	W	Indiana	27-22
8	11	Baylor	5-0	W	Kansas	49-7
13	12	Mississippi	3-2	L	No. 22/22 Arkansas	30-34
12	13	Houston	5-1	W	Tulsa	38-31
16	14	Florida State	4-2	W	Wake Forest	17-6
15	15	Boise State	5-0	W	Colorado State	28-23
17	16	Miami	4-1	L	North Carolina	13-20
19	17	Virginia Tech	4-1	L	Syracuse	17-31
14	18	Florida	4-1	W	Missouri	40-14
20	19	Oklahoma	3-2	W	Kansas State	38-17
18	20	West Virginia	4-0	W	Texas Tech	48-17
21	21	Utah	5-1	W	Oregon State	19-14
22	22	Arkansas	4-2	W	No. 13/12 Mississippi	34-30
NR	23	Auburn	4-2		BYE	
23	24	Western Michigan	6-0	W	Akron	41-0
NR	25	Navy	4-1	PPD	East Carolina	
24	NR	Arizona State	5-1	L	Colorado	16-40
25	NR	Louisiana State	3-2	W	Southern Miss	45-10

## WEEK 8

USA	AP	Team	Record	W-L	Next Opponent	Score
1	1	Alabama	7-0	W	No. 6/6 Texas A&M	33-14
2	2	Ohio State	6-0	L	Penn State	21-24
4	3	Michigan	6-0	W	Illinois	41-8
3	4	Clemson	7-0		BYE	
5	5	Washington	6-0	W	Oregon State	41-17
6	6	Texas A&M	6-0	L	No. 1/1 Alabama	14-33
7	7	Louisville	5-1	W	NC State	54-13
9	8	Nebraska	6-0	W	Purdue	27-14
8	9	Baylor	6-0		BYE	
10	10	Wisconsin	4-2	W	Iowa	17-9
11	11	Houston	6-1	L	SMU	16-38
13	12	West Virginia	5-0	W	Texas Christian	34-10
15	13	Florida State	5-2		BYE	
14	14	Boise State	6-0	W	BYU	28-27
12	15	Florida	5-1		BYE	
16	16	Oklahoma	4-2	W	Texas Tech	66-59
17	17	Arkansas	5-2	L	No. 24/21 Auburn	3-56
19	18	Tennessee	5-2		BYE	
18	19	Utah	6-1	W	UCLA	52-45
20	20	Western Michigan	7-0	W	Eastern Michigan	45-31
24	21	Auburn	4-2	W	No. 17/17 Arkansas	56-3
21	22	North Carolina	5-2	W	Virginia	35-14
22	23	Mississippi	3-3	L	No. 23/25 Louisiana State	21-38
25	24	Navy	4-1	W	Memphis	42-28
23	25	Louisiana State	4-2	W	No. 22/23 Mississippi	38-21

## WEEKLY POLLS

8	8	Wisconsin	6-2	W	Northwestern	21-7
10	9	Nebraska	7-1	L	No. 6/6 Ohio State	3-62
9	10	Florida	6-1	L	Arkansas	10-31
12	11	Auburn	6-2	W	Vanderbilt	23-16
11	12	Oklahoma	6-2	W	Iowa State	34-24
13	13	Baylor	6-1	L	Texas Christian	22-62
15	14	West Virginia	6-1	W	Kansas	48-21
14	15	Louisiana State	5-2	L	No. 1/1 Alabama	0-10
16	16	Utah	7-2		BYE	
18	17	Western Michigan	8-0	W	Ball State	52-20
17	18	North Carolina	6-2	W	Georgia Tech	48-20
19	19	Florida State	5-3	W	NC State	24-20
23	20	Penn State	6-2	W	Iowa	41-14
20	21	Colorado	6-2	W	UCLA	20-10
22	22	Oklahoma State	6-2	W	Kansas State	43-37
21	23	Virginia Tech	6-2	W	Duke	24-21
24	24	Boise State	7-1	W	San Jose State	45-31
25	25	Washington State	6-2	W	Arizona	69-7

## WEEK 11

USA	AP	Team	Record	W-L	Next Opponent	Score
1	1	Alabama	9-0	W	Mississippi State	51-3
3	2	Michigan	9-0	L	Iowa	13-14
<b>2</b>	<b>3</b>	<b>Clemson</b>	<b>9-0</b>	<b>L</b>	<b>Pittsburgh</b>	<b>42-43</b>
4	4	Washington	9-0	L	Southern California	13-26
6	5	Louisville	8-1	W	Wake Forest	44-12
5	6	Ohio State	8-1	W	Maryland	62-3
7	7	Wisconsin	7-2	W	Illinois	48-3
8	8	Auburn	7-2	L	Georgia	7-13
9	9	Oklahoma	7-2	W	No. 25/25 Baylor	45-24
11	10	Texas A&M	7-2	L	Mississippi	28-29
10	11	West Virginia	7-1	W	Texas	24-20
14	12	Penn State	7-2	W	Indiana	45-31
12	13	Utah	7-2	W	Arizona State	49-26
21	14	Western Michigan	9-0	W	Kent State	37-21
13	15	North Carolina	7-2	L	Duke	27-28
15	16	Colorado	7-2	W	Arizona	49-24
17	17	Oklahoma State	7-2	W	Texas Tech	45-44
22	18	Virginia Tech	7-2	L	Georgia Tech	20-30
19	19	Louisiana State	5-3	W	Arkansas	38-10
18	20	Florida State	6-3	W	Boston College	45-7
20	21	Nebraska	7-2	W	Minnesota	24-17
16	22	Florida	6-2	W	South Carolina	20-7
23	23	Washington State	7-2	W	California	56-21
24	24	Boise State	8-1	W	Hawaii	52-16
25	25	Baylor	6-2	L	No. 9/9 Oklahoma	24-45

## WEEK 12

USA	AP	Team	Record	W-L	Next Opponent	Score
1	1	Alabama	10-0	W	Chattanooga	31-3
2	2	Ohio State	9-1	W	Michigan State	17-16
3	3	Louisville	9-1	L	Houston	10-36
4	4	Michigan	9-1	W	Indiana	20-10
<b>5</b>	<b>5</b>	<b>Clemson</b>	<b>9-1</b>	<b>W</b>	<b>Wake Forest</b>	<b>35-13</b>
6	6	Wisconsin	8-2	W	Purdue	49-20
7	7	Washington	9-1	W	Arizona State	44-18
8	8	Oklahoma	8-2	W	No. 9/10 West Virginia	56-28
10	9	Penn State	8-2	W	Rutgers	39-0
9	10	West Virginia	8-1	L	No. 8/8 Oklahoma	28-56
11	11	Utah	8-2	L	Oregon	28-30
12	12	Colorado	8-2	W	No. 20/20 Washington State	38-24
13	13	Oklahoma State	8-2	W	Texas Christian	31-6
21	14	Western Michigan	10-0	W	Buffalo	38-0
19	15	Southern Cal.	7-3	W	UCLA	36-14
14	16	Louisiana State	6-3	L	No. 18/21 Florida	10-16
15	17	Florida State	7-3	W	Syracuse	45-14
16	18	Auburn	7-3	W	Alabama A&M	55-0
17	19	Nebraska	8-2	W	Maryland	28-7
20	20	Washington State	8-2	L	No. 12/12 Colorado	24-38
18	21	Florida	7-2	W	No. 14/16 Louisiana State	16-10
23	22	Boise State	9-1	W	UNLV	42-25
22	23	Texas A&M	7-3	W	Texas-San Antonio	23-10
25	24	San Diego State	9-1	L	Wyoming	33-34
NR	25	Troy	8-1	L	Arkansas State	3-35
24	NR	North Carolina	7-3	W	The Citadel	41-7

## WEEK 13

USA	AP	Team	Record	W-L	Next Opponent	Score
1	1	Alabama	11-0	W	No. 16/16 Auburn	30-12
2	2	Ohio State	10-1	W	No. 4/3 Michigan	30-27
4	3	Michigan	10-1	L	No. 2/2 Ohio State	27-30
<b>3</b>	<b>4</b>	<b>Clemson</b>	<b>10-1</b>	<b>W</b>	<b>South Carolina</b>	<b>56-7</b>
6	5	Wisconsin	9-2	W	Minnesota	31-17
5	6	Washington	10-1	W	No. 23/23 Washington State	45-17
7	7	Oklahoma	9-2		BYE	
8	8	Penn State	9-2	W	Michigan State	45-12
9	9	Colorado	9-2	W	No. 20/21 Utah	27-22
10	10	Oklahoma State	9-2		BYE	
11	11	Louisville	9-2	L	Kentucky	38-41
12	12	Southern California	8-3	W	Notre Dame	45-27

WAYNE GALLMAN RUSHED FOR 161 YARDS AND TWO TOUCHDOWNS IN CLEMSON'S 35-13 VICTORY AT WAKE FOREST IN WEEK 12.



13	13	Florida	8-2	L	No. 14/15 Florida State	13-31
18	14	Western Michigan	11-0	W	Toledo	55-35
14	15	Florida State	8-3	W	No. 13/13 Florida	31-13
16	16	Auburn	8-3	L	No. 1/1 Alabama	12-30
15	17	Nebraska	9-2	L	Iowa	10-40
21	18	Houston	9-2	L	Memphis	44-48
17	19	West Virginia	8-2	W	Iowa State	49-19
19	20	Boise State	10-1	L	Air Force	20-27
20	21	Utah	8-3	L	No. 9/9 Colorado	22-27
22	22	Texas A&M	8-3	L	No. NR/25 Louisiana State	39-54
23	23	Washington State	8-3	L	No. 5/6 Washington	17-45
24	24	Tennessee	8-3	L	Vanderbilt	34-45
NR	25	Louisiana State	6-4	W	22/22 Texas A&M	54-39
25	NR	North Carolina	8-3	L	NC State	21-28

## WEEK 14

USA	AP	Team	Record	W-L	Next Opponent	Score
1	1	Alabama	12-0	W	No. 16/15 Florida	54-16
2	2	Ohio State	11-1		BYE	
<b>3</b>	<b>3</b>	<b>Clemson</b>	<b>11-1</b>	<b>W</b>	<b>No. 18/19 Virginia Tech</b>	<b>42-35</b>
4	4	Washington	11-1	W	No. 9/9 Colorado	41-10
6	5	Michigan	10-2		BYE	
5	6	Wisconsin	10-2	L	No. 8/8 Penn State	31-38
7	7	Oklahoma	9-2	W	No. 10/11 Oklahoma State	38-20
8	8	Penn State	10-2	W	No. 5/6 Wisconsin	38-31
9	9	Colorado	10-2	L	No. 4/4 Washington	10-41
11	10	Southern California	9-3		BYE	
10	11	Oklahoma State	9-2	L	No. 7/7 Oklahoma	20-38
12	12	Florida State	9-3		BYE	
14	13	Western Michigan	12-0	W	Ohio	29-23
13	14	West Virginia	9-2	W	Baylor	24-21
16	15	Florida	8-3	L	No. 1/1 Alabama	16-54
15	16	Louisville	9-3		BYE	
17	17	Stanford	9-3		BYE	
19	18	Auburn	8-4		BYE	
18	19	Virginia Tech	9-3	L	No. 3/3 Clemson	35-42
20	20	Navy	9-2	L	Temple	10-34
21	21	Louisiana State	7-4		BYE	
25	22	Iowa	8-4		BYE	
22	23	Nebraska	9-3		BYE	
NR	24	Pittsburgh	8-4		BYE	
23	24	South Florida	10-2		BYE	
24	NR	Utah	8-4		BYE	

## WEEK 15

USA	AP	Team	Record	W-L	Next Opponent	Score
1	1	Alabama	13-0	W	No. 4/4 Washington	24-7
2	2	Ohio State	11-1	L	No. 3/3 Clemson	0-31
<b>3</b>	<b>3</b>	<b>Clemson</b>	<b>12-1</b>	<b>W</b>	<b>No. 2/2 Ohio State</b>	<b>31-0</b>
4	4	Washington	12-1	L	No. 1/1 Alabama	7-24

5	5	Penn State	11-2	L	No. 9/9 Southern California	49-52
6	6	Michigan	10-2	L	No. 10/10 Florida State	32-33
7	7	Oklahoma	10-2	W	No. 17/17 Auburn	35-19
8	8	Wisconsin	10-3	W	No. 14/12 Western Michigan	24-16
9	9	Southern California	9-3	W	No. 5/5 Penn State	52-49
10	10	Florida State	9-3	W	No. 6/6 Michigan	33-32
11	11	Colorado	10-3	L	No. 13/13 Oklahoma State	8-38
14	12	Western Michigan	13-0	L	No. 8/8 Wisconsin	16-24
13	13	Oklahoma State	9-3	W	No. 11/11 Colorado	38-8
12	14	West Virginia	10-2	L	Miami (Fla.)	14-31
15	15	Louisville	9-3	L	No. 20/19 Louisiana State	29-9
16	16	Stanford	9-3	W	North Carolina	25-23
17	17	Auburn	8-4	L	No. 7/7 Oklahoma	19-35
19	18	Virginia Tech	9-4	W	Arkansas	35-24
20	19	Louisiana State	7-4	W	No. 15/15 Louisville	29-9
18	20	Florida	8-4	W	No. 25/21 Iowa	30-3
25	21	Iowa	8-4	L	No. 18/20 Florida	3-30
NR	22	Pittsburgh	8-4	L	Northwestern	24-31
24	23	Temple	10-3	L	Wake Forest	26-34
21	24	Nebraska	9-3	L	Tennessee	24-38
22	25	South Florida	10-2	W	South Carolina	46-39
23	NR	Utah	9-3	W	Indiana	26-24

## FINAL

USA	AP	Team	Final Record
<b>1</b>	<b>1</b>	<b>Clemson - Defeated No. 1 Alabama 35-31</b>	<b>14-1</b>
2	2	Alabama - Lost vs. No. 3 Clemson 31-35	14-1
5	3	Southern California	10-3
4	4	Washington	12-2
3	5	Oklahoma	11-2
6	6	Ohio State	11-2
7	7	Penn State	11-3
8	8	Florida State	10-3
9	9	Wisconsin	11-3
10	10	Michigan	10-3
11	11	Oklahoma State	10-3
12	12	Stanford	10-3
14	13	Louisiana State	8-4
13	14	Florida	9-4
18	15	Western Michigan	13-1
16	16	Virginia Tech	10-4
15	17	Colorado	10-4
17	18	West Virginia	10-3
19	19	South Florida	11-2
23	20	Miami (Fla.)	9-4
20	21	Louisville	9-4
24	22	Tennessee	9-4
21	23	Utah	9-4
22	24	Auburn	8-5
25	25	San Diego State	11-3

# HONORS & AWARDS

## #10 BEN BOULWARE, LB

- Free-agent signee with the Carolina Panthers
- Jack Lambert Award winner
- Second-Team All-American by FWAA
- Second-Team All-American by Phil Steele
- Second-Team All-American by USA Today
- Second-Team All-American by Walter Camp
- Third-Team All-American by Associated Press
- ACC Co-Defensive Player of the Year (coaches)
- First-Team All-ACC (media, coaches)
- National Championship Game Most Valuable Defensive Player
- Midseason First-Team All-American by USA Today
- Bednarik Award Player of the Week vs. Louisville
- Nagurski Award Player of the Week vs. Louisville
- Lott Trophy Impact Player of the Week vs. Louisville
- ACC Linebacker of the Week vs. Louisville
- Senior Bowl participant
- All-ACC Academic Team

## ASSISTANT COACH DAN BROOKS

- FBS Assistant Coach-of-the-Year (AFCA)

## #55 TYRONE CROWDER, OG

- First-Team All-ACC (media, coaches)
- ACC Offensive Lineman of the Week vs. Florida State

## #99 CLELIN FERRELL, DE

- Fiesta Bowl Most Valuable Defensive Player

## #9 WAYNE GALLMAN, RB

- Fourth-round draft pick by the New York Giants
- Second-Team All-ACC (media, coaches)

## #57 JAY GUILLERMO, C

- First-Team All-ACC (media, coaches)
- All-Bowl Team by ESPN
- ACC Offensive Lineman of the Week vs. Louisville

## #51 TAYLOR HEARN, OG

- ACC Offensive Lineman of the Week vs. Auburn

## #92 GREG HUEGEL, PK

- Lou Groza Award semifinalist
- Second-Team All-ACC (media, coaches)

## #75 MITCH HYATT, OT

- First-Team All-ACC (media)
- Second-Team All-ACC (coaches)

## #18 JADAR JOHNSON, S

- Free-agent signee with the New York Giants
- First-Team All-ACC (media, coaches)

## #90 DEXTER LAWRENCE, DT

- Freshman All-American by ESPN
- Freshman All-American by FWAA
- Freshman All-American by USA Today
- ACC Defensive Freshman of the Year (media, coaches)
- Second-Team All-ACC (media, coaches)
- National Defensive Rookie of the Year by Pro Football Focus
- All-ACC Academic Team

## #16 JORDAN LEGGETT, TE

- Fifth-round draft pick by the New York Jets
- John Mackey Award finalist
- Second-Team All-American by AFCA
- Second-Team All-American by CBS Sports
- Third-Team All-American by Phil Steele
- First-Team All-ACC (media, coaches)
- ACC Receiver of the Week vs. Florida State

## #3 ARTAVIS SCOTT, WR

- Free-agent signee with the Los Angeles Chargers
- Second-Team All-ACC (coaches)
- Third-Team All-ACC (media)
- Senior Bowl participant

## #23 VAN SMITH, S

- Third-Team All-ACC (coaches)

## HEAD COACH DABO SWINNEY

- Bear Bryant Award winner
- Lombardi Award National Coach of the Year
- Phil Steele National Coach of the Year

## #25 CORDREA TANKERSLEY, CB

- Third-round draft pick by the Miami Dolphins
- First-Team All-American by Pro Football Focus
- First-Team All-American by USA Today
- Third-Team All-American by Associated Press
- Fourth-Team All-American by Phil Steele
- Bednarik Award semifinalist
- Jim Thorpe Award semifinalist
- First-Team All-ACC (media, coaches)
- All-Bowl Team by ESPN

## DEFENSIVE COORDINATOR BRENT VENABLES

- Frank Broyles Award winner

## #94 CARLOS WATKINS, DT

- Fourth-round draft pick by the Houston Texans
- First-Team All-American by CBS Sports
- Second-Team All-American by Associated Press
- Fourth-Team All-American by Phil Steele
- First-Team All-ACC (media, coaches)
- All-Bowl Team by ESPN
- Senior Bowl participant

## #4 DESHAUN WATSON, QB

- First-round draft pick by the Houston Texans
- Davey O'Brien Award winner
- Manning Award winner
- Chic Harley Award winner
- Johnny Unitas Award winner
- Bobby Bowden Award winner
- National Player-of-the-Year by Westwood One
- National Offensive Player of the Year by Scout
- Heisman Trophy finalist (runner-up)
- Walter Camp Player of the Year finalist
- Maxwell Award semifinalist
- Sullivan Award semifinalist
- Second-Team All-American by AFCA
- Second-Team All-American by Associated Press
- Second-Team All-American by Sporting News
- Second-Team All-American by Sports Illustrated
- Second-Team All-American by Walter Camp
- Third-Team All-American by Phil Steele
- ACC Athlete-of-the-Year
- Second-Team All-ACC (media, coaches)
- South Carolina Player-of-the-Year by South Carolina Football Hall of Fame
- National Championship Game Most Valuable Offensive Player
- Fiesta Bowl Most Valuable Offensive Player
- ACC Championship Game Most Valuable Player
- All-Bowl Team by ESPN
- Davey O'Brien Quarterback of the Week vs. Louisville, Florida State
- Davey O'Brien Great 8 Performer vs. Louisville, NC State, Florida State
- Manning Award Star of the Week vs. South Carolina
- Walter Camp Player of the Week vs. Louisville
- ACC Offensive Back of the Week vs. Louisville, South Carolina
- College Football Performance Awards Honorable Mention National Performer of the Week vs. South Carolina
- Allstate AFCA Good Works Team
- All-ACC Academic Team
- Weaver-James-Corrigan ACC postgraduate scholar

## #42 CHRISTIAN WILKINS, DL

- First-Team All-American by AFCA
- First-Team All-American by FWAA
- First-Team All-American by Phil Steele
- Second-Team All-American by SB Nation
- Second-Team All-American by Sporting News
- Second-Team All-American by USA Today
- Second-Team All-American by Walter Camp
- Third-Team All-American by Associated Press
- Nagurski Trophy finalist
- Bednarik Award semifinalist
- Second-Team All-ACC (media)
- Third-Team All-ACC (coaches)
- Midseason First-Team All-American by CBS Sports, ESPN & Fox Sports
- All-ACC Academic Team

## #7 MIKE WILLIAMS, WR

- First-round draft pick by the Los Angeles Chargers
- Second-Team All-American by Phil Steele
- Second-Team All-American by SB Nation
- Second-Team All-American by Walter Camp
- First-Team All-ACC (media, coaches)
- ACC Wide Receiver of the Week vs. Pittsburgh



DEFENSIVE COORDINATOR BRENT VENABLES (LEFT) WON THE FRANK BROYLES AWARD AND DAN BROOKS (RIGHT) WAS NAMED AFCA ASSISTANT COACH-OF-THE-YEAR.



# GAME RESULTS VS. 2017 OPPONENTS

## KENT STATE (0-0)

### AUBURN (14-34-2)

Year	CU	AUB	Rank	Site	W-L	CU	AUB
1899	1-1	2-0		A	L	0	34
1902	4-1	2-2-1		A	W	16	0
1904	1-0	0-0		H	L	0	5
1905	2-0-1	1-2		A	W	26	0
1906	1-0-3	1-2-1		H	W	6	4
1907	3-1	4-1		A	L	0	12
1910	3-1	2-0		A	L	0	17
1911	0-0	1-0		H	L	0	29
1912	2-0	2-0		A	L	6	27
1913	1-1	3-0		H	L	0	20
1914	0-1-1	2-0		A	L	0	28
1915	2-0-1	2-0		N1	L	0	14
1916	1-2	2-0		A	L	0	28
1917	2-0	2-0		H	L	0	7
1919	2-1	3-0		A	L	0	7
1920	3-0-1	3-0		H	L	0	21
1921	1-1	2-0		A	L	0	56
1923	0-0	0-0		H	T	0	0
1924	1-0	1-0		A	L	0	13
1925	0-1	1-0		H	L	6	13
1926	1-1	1-0		A	L	0	47
1927	0-0-1	0-1		H	W	3	0
1928	2-0	0-1		A	W	6	0
1929	2-0	1-0		H	W	26	7
1940	5-1	3-2-1		A	L	7	21
1941	7-1	3-5-1	16/-	A	L	7	28
1942	3-5-1	5-4-1	-/16	A	L	13	41
1946	3-5	3-5		N2	W	21	13
1947	3-5	2-6		H	W	34	18
1948	8-0	1-6-1	11/-	N3	W	7	6
1949	4-4-1	1-4-2		N3	T	20	20
1950	7-0-1	0-8	11/-	A	W	41	0
1951	6-2	5-3		H	W	34	0
1952	2-5-1	1-7		A	L	0	3
1953	3-4-1	6-1-1	-/14	H	L	19	45
1954	4-4	5-3	-/18	A	L	6	27
1955	6-2	6-1-1	-/12	N3	L	0	21
1961	2-3	2-2		A	L	14	24
1962	2-3	4-0		H	L	14	17
1967	1-2	2-1		A	L	21	43
1968	0-2-1	2-1		H	L	10	21
1969	2-1	2-1	-/20	A	L	0	51
1970	2-2	3-0	-/9	H	L	0	44
1971	2-3	5-0	-/5	A	L	13	35
1997	7-4	9-3	-/13	N4	L	17	21
2007	9-3	8-4	15/22	N4	L <sup>(OT)</sup>	20	23
2010	2-0	2-0	-/16	A	L <sup>(OT)</sup>	24	27
2011	2-0	2-0	-/21	H	W	38	24
2012	0-0	0-0	14/-	N4	W	26	19
2016	0-0	0-0	2/-	A	W	19	13
Totals						520	994

N1 - Anderson, S.C.; N2 - Montgomery, Ala.; N3 - Mobile, Ala.;  
N4 - Atlanta, Ga.

## LOUISVILLE (3-0)

Year	CU	LOU	Rank	Site	W-L	CU	LOU
2014	3-2	5-1		H	W	23	17
2015	2-0	0-2	11/-	A	W	20	17
2016	4-0	4-0	5/3	H	W	42	36
Totals						85	70

## BOSTON COLLEGE (15-9-2)

Year	CU	BOC	Rank	Site	W-L	CU	BOC
1939	8-1	9-1	12/11	N1	W	6	3
1941	3-0	1-1		A2	W	26	13
1942	1-1-1	1-0		A2	L	7	14
1947	1-0	0-0		A3	L	22	32
1948	4-0	2-2-1	13/-	A3	W	26	19
1949	2-3-1	1-4-1		H	L	27	40
1950	5-0-1	0-6-1	13/-	A3	W	35	14
1951	4-2	1-5		H	W	21	2
1952	1-4	3-1-1		A3	W	13	0
1953	1-0	0-0		A2	T	14	14
1958	6-2	6-2	16/-	H	W	34	12
1960	5-3	2-5-1		A	L	14	25
1982	0-1	1-0	16/-	H	T	17	17
1983	1-0	1-0		A	L	16	31
2005	2-1	2-1		H	L <sup>(OT)</sup>	13	16
2006	1-0	1-0	18/-	A	L <sup>(2 OT)</sup>	33	34
2007	8-2	8-2	15/18	H	L	17	20
2008	3-4	5-2		A	W	27	21
2009	1-1	2-0		H	W	25	7
2010	4-3	2-5		A	L	10	16
2011	5-0	1-4	8/-	H	W	36	14
2012	3-1	1-2	17/-	A	W	45	31
2013	5-0	3-2	3/-	H	W	24	14
2014	4-2	4-2	24/-	A	W	17	13
2015	5-0	3-3	5/-	H	W	34	17
2016	5-0	3-2	3/-	A	W	56	10
Totals						615	449

N1 - Dallas, Texas; A2 - Fenway Park; A3 - Braves Field

## VIRGINIA TECH (21-12-1)

Year	CU	VAT	Rank	Site	W-L	CU	VAT
1900	4-0	3-1-1		N1	W	12	5
1901	2-0-1	3-1		N2	L	11	17
1906	0-0	2-0		H	T	0	0
1908	1-0	1-0		H	L	0	6
1909	1-0	0-0		A	L	0	6
1923	2-1-1	3-2		A	L	6	25
1924	2-2	3-0-2		H	L	6	50
1935	1-0	1-0		A	W	28	7
1936	1-0	1-0		H	W	20	0
1945	3-2-1	1-4		H	W	35	0
1946	1-4	1-2-2		A	W	14	7
1954	1-1	2-0		H	L	7	18
1955	5-1	4-2-1		N3	W	21	16
1956	4-0-1	6-1	13/15	H	W	21	6
1960	1-0	1-1	7/-	H	W	13	7
1977	2-1	0-2		A	W	31	13
1978	2-1	2-2		H	W	38	7
1979	3-1	3-2		A	W	21	0
1980	2-1	4-0		H	W	13	10
1984	6-2	7-2		H	W	17	10
1985	0-0	0-2		A	W	20	17
1986	0-0	0-1		H	L	14	20
1987	1-0	0-0	10/-	A	W	22	10
1988	0-0	0-0	4/-	H	W	40	7
1989	2-0	1-0-1	7/-	A	W	27	7
1998	1-0	1-0		H	L	0	37
1999	1-1	2-0	-/8	A	L	11	31
2000	9-2	10-1	16/6	N4	L	20	41
2006	7-1	5-2	10/-	A	L	7	24
2007	4-1	4-1	22/15	H	L	23	41
2011	4-0	4-0	13/11	A	W	23	3
	9-3	11-1	21/5	N1	W	38	10
2012	5-1	4-3	14/-	H	W	38	17
2016	11-1	9-3	3/19	N5	W	42	35
Totals						639	510

N1 - Charlotte, N.C.; N2 - Columbia, S.C.; N3 - Roanoke, Va.;  
N4 - Jacksonville, Fla.; N5 - Orlando, Fla.

## WAKE FOREST (64-17-1)

Year	CU	WFU	Rank	Site	W-L	CU	WFU
1933	1-3-2	0-2-1		N1	W	13	0
1935	2-0	0-3		H	W	13	7
1936	2-2	2-1		A	L	0	6
1937	2-3	1-3		H	W	32	0
1938	3-1-1	3-3		A	W	7	0
1939	5-1	6-2		H	W	20	7
1940	3-0	3-0		H	W	39	0
1941	5-1	4-3-1		H	W	29	0
1942	2-2-1	2-2-1		A	L	6	19

1943	1-3	2-3		H	L	12	41
1944	3-2	6-0	-/17	A	L	7	13
1945	6-2-1	2-4-1	16/-	H	L	6	13
1946	1-2	2-0		A	L	7	19
1947	1-1	1-0		H	L	14	16
1948	6-0	5-2	10/19	A	W	21	14
1949	2-2-1	2-4		H	L	21	35
1950	3-0-1	4-0-1	16/17	A	W	13	12
1951	3-2	5-1		H	W	21	6
1953	1-3-1	2-3-1		H	W	18	0
1954	2-3	2-2-1		N1	W	32	20
1955	4-1	3-2-1		H	W	19	13
1956	2-0-1	1-2		A	W	17	0
1957	5-3	0-8		H	W	13	6
1958	4-1	3-3	19/-	H	W	14	12
1959	6-2	5-2	19/-	H	W	33	31
1960	0-0	0-0	9/-	A	W	28	7
1961	1-2	0-3		H	L	13	17
1962	1-1	0-2		A	W	24	7
1963	1-4-1	0-6		H	W	36	0
1964	1-3	2-2		A	W	21	2
1965	4-2	2-4		H	W	26	13
1966	2-3	2-4		A	W	23	21
1967	0-0	0-1		H	W	23	6
1968	0-0	0-1		A	T	20	20
1969	2-2	2-3		H	W	28	14
1970	2-3	2-3		A	L	20	36
1971	2-4	4-3		H	W	10	9
1972	2-4	1-5		A	W	31	0
1973	3-4	1-6		H	W	35	8
1974	3-4	0-7		A	W	21	9
1975	0-4	1-3		H	W	16	14
1976	1-2-1	2-3		A	L	14	20
1977	6-1	1-6	16/-	H	W	26	0
1978	6-1	1-7	16/-	A	W	51	6
1979	5-2	7-1	-/14	H	W	31	0
1980	4-3	3-4		A	W	35	33
1981	7-0	2-5	3/-	H	W	82	24
1982	8-1-1	3-7	10/-	N2	W	21	17
1983	5-1-1	4-4		H	W	24	17
1984	5-2	5-3		H	W	37	14
1985	4-3	3-5		H	W	26	10
1986	5-2	4-3		A	W	28	20
1987	6-1	5-2	14/-	H	W	31	17
1988	5-2	4-3	15/-	A	W	38	21
1989	6-2	1-5-1	22/-	H	W	44	10
1990	6-2	2-5	19/-	A	W	24	6
1991	4-1-1	1-6	16/-	H	W	28	10
1992	4-3	4-3		A	L	15	18
1993	4-1	1-4		H	L	16	20
1994	2-5	2-6		H	W	24	8
1995	1-1	0-2-1		A	W	29	14
1996	1-2	2-2		H	W	21	10
1997	4-3	4-4		A	W	33	16
1998	1-2	1-1		H	L	19	29
1999	3-4	4-3		A	W	12	3
2000	2-0	0-2	16/-	H	W	55	7
2001	4-2	3-3	25/-	A	W	21	14
2002	3-3	5-2		H	W	31	23
2003	5-3	4-4		A	L	17	45
2004	0-0	0-0	15/-	H	W <sup>(2 OT)</sup>	37	30
2005	2-2	1-3		A	L	27	31
2006	4-1	5-0	15/-	A	W	27	17
2007	7-2	6-3	20/-	H	W	44	10
2008	3-2	3-1	-/21	A	L	7	12
2009	2-3	4-2		H	W	38	3
2010	5-5	2-8		A	W	30	10
2011	8-1	5-4	9/-	H	W	31	28
2012	6-1	4-3	14/-	A	W	42	13
2013	3-0	2-2	3/-	H	W	56	7
2014	6-2	2-6	19/-	A	W	34	20
2015	10-0	3-7	1/-	H	W	33	13
2016	9-1	6-4	5/-	A	W	35	13
Totals						2076	1118

# GAME RESULTS VS. 2017 OPPONENTS

IN 2016, CLEMSON DEFEATED GEORGIA TECH  
IN ATLANTA FOR THE FIRST TIME SINCE 2003.



## GEORGIA TECH (29-51-2)

Year	CU	GAT	Rank	Site	W-L	CU	GAT
1898	2-1	0-1		N1	W	23	0
1899	3-2	0-3		N2	W	41	5
1902	1-0	0-1		A	W	44	5
1903	1-0	0-0		A	W	73	0
1904	2-2	5-1		A	T	11	11
1905	3-1-1	1-0		A	L	10	17
1906	3-0-3	4-2		A	W	10	0
1907	3-4	3-4		A	W	6	5
1908	1-5	5-3		A	L	6	30
1909	6-2	6-2		A	L	3	29
1910	4-2-1	4-3		A	L	0	34
1911	3-4	5-2-1		A	L	0	31
1912	4-3	4-3-1		A	L	0	23
1913	4-3	6-2		A	L	0	34
1914	5-2-1	5-2		A	L	6	26
1918	1-0	0-0		A	L	0	28
1919	2-0	3-0		A	L	0	28
1920	3-3-1	5-1		A	L	0	7
1921	1-3-1	5-1		A	L	7	48
1922	3-1	4-2		A	L	7	21
1932	1-0	0-0		A	L	14	32
1933	0-0-1	0-0		A	L	2	39
1934	1-0	0-0		A	L	7	12
1936	3-3	3-1-1		A	W	14	13
1937	3-3	4-2		A	L	0	7
1943	2-5	5-3	-/15	A	L	6	41
1944	1-0	0-0		A	L	0	51
1945	5-2-1	4-4		A	W	21	7
1953	2-3-1	5-1-1	-/6	A	L	7	20
1958	5-1	4-2-1	17/-	A	L	0	13
1959	2-0	2-0	6/7	A	L	6	16
1962	0-0	0-0		A	L	9	26
1963	0-1	1-0	-/9	A	L	0	27
1964	1-1	2-0		A	L	7	14
1965	2-0	0-1-1		A	L	6	38
1966	1-0	2-0	-/9	A	L	12	13
1967	1-1	2-0		A	L	0	10
1968	0-1-1	1-1		A	L	21	24
1969	1-1	2-0		A	W	21	10
1970	2-1	3-0	-/15	A	L	7	28
1971	0-2	1-2		A	L	14	24
1972	1-2	2-1-1		A	L	9	31
1973	1-1	0-2		A	L	21	29
1974	0-2	1-2		H	W	21	17
1975	0-2	1-1		A	L	28	33
1976	1-1	0-2		A	T	24	24
1977	1-1	1-1		A	W	31	14
1983	1-1-1	0-2		H	W	41	14
1984	2-1	2-2	13/20	A	L	21	28
1985	1-1	1-1		H	L	3	14
1986	1-1	1-0-1		A	W	27	3
1987	3-0	1-1	9/-	H	W	33	12
1988	2-1	1-1	12/-	A	W	30	13
1989	5-1	1-3	14/-	H	L	14	30
1990	5-1	4-0	15/18	A	L	19	21
1991	2-0	2-1	7/19	H	W	9	7
1992	1-1	1-0	16/-	A	L	16	20
1993	1-1	2-0		H	W	16	13
1994	4-5	1-7		H	W	20	10
1995	4-3	4-3		A	W	24	3
1996	3-3	4-1	-/22	H	W	28	25
1997	2-1	1-1	17/-	A	L	20	23

1998	2-7	6-2	-/22	H	L	21	24
1999	5-4	6-2	-/13	A	L	42	45
2000	8-0	5-2	5/-	H	L	28	31
2001	2-1	3-0	-/9	A	W <sup>(N)</sup>	47	44
2002	1-1	2-0		H	W	24	19
2003	2-1	1-2		A	W	39	3
2004	1-0	1-0	20/-	H	L	24	28
2005	4-3	4-2		A	L	9	10
2006	6-1	5-1	12/13	H	W	31	7
2007	4-0	2-2	13/-	A	L	3	13
2008	3-3	5-1		H	L	17	21
2009	1-0	1-0	-/15	A	L	27	30
	8-4	10-2	25/12	N3	L	34	39
2010	3-3	5-2		H	W	27	13
2011	8-0	6-2	6/-	A	L	17	31
2012	4-1	2-3	15/-	H	W	47	31
2013	8-1	6-3	8/-	H	W	55	31
2014	7-2	8-2	18/24	A	L	6	28
2015	4-0	2-3	6/-	H	W	43	24
2016	3-0	3-0	5/-	A	W	26	7

**Totals** 1443 1710  
N1 - Augusta, Ga.; N2 - Greenville, S.C.; N3 - Tampa, Fla.

## NORTH CAROLINA STATE (56-28-1)

Year	CU	NCS	Rank	Site	W-L	CU	NCS
1899	2-2	1-1-2		N1	W	24	0
1902	0-0	0-0		H	W	11	5
1903	2-0	2-2		N2	W	24	0
1904	3-2-1	2-1-2		A	L	0	18
1906	1-0-1	3-0-3		N2	T	0	0
1926	1-2	4-5		H	W	7	3
1927	1-0-1	1-1		A	L	6	18
1928	3-0	1-1		N3	W	7	0
1929	3-0	0-1		N3	W	26	0
1930	3-0	1-2		N4	W	27	0
1931	0-1-1	1-1		N4	W	6	0
1932	1-1	2-0		A	L	0	13
1933	0-1-1	1-1		H	W	9	0
1934	2-3	2-2-1		A	W	12	6
1939	1-1	1-1		N4	W	25	6
1940	2-0	2-0		N4	W	26	7
1941	2-0	1-0-1		N4	W	27	6
1942	1-0-1	1-0-1		N4	L	6	7
1943	0-1	1-0		N4	W	19	7
1944	1-1	2-0		N4	W	13	7
1945	1-1	1-1		A	W	13	0
1946	1-1	1-0		H	L	7	14
1947	1-2	1-1		A	L	0	18
1948	1-0	0-0-1		H	W	6	0
1949	1-1	0-1		A	W	7	6
1950	2-0	1-1	18/-	H	W	27	0
1951	2-0	1-2	18/-	A	W	6	0
1956	1-0-1	1-1		A	W	13	7
1957	1-1	2-0	-/13	H	L	7	13
1958	5-2	2-5-1		A	W	13	6
1959	2-1	1-1		H	W	23	0
1961	4-5	4-5		H	W	20	0
1962	0-1	1-0		A	W	7	0
1963	0-2	2-0		H	L	3	7
1964	1-0	1-0		A	L	0	9
1965	0-0	0-0		H	W	21	7
1966	5-3	4-5		A	L	14	23
1967	4-4	8-1	-/10	H	W	14	6
1968	1-4-1	5-2		A	W	24	19

1971	4-5	2-8		H	L	23	31
1972	3-6	6-3-1		A	L	17	42
1973	3-3	4-2		H	L	6	29
1974	0-1	2-0	-/15	A	L	10	31
1975	1-5	4-3		H	L	7	45
1976	1-3-2	2-4-1		A	L	21	38
1977	5-1	5-2	20/-	H	W	7	3
1978	5-1	5-1	20/-	A	W	33	10
1979	5-1	5-2		H	L	13	16
1980	4-2	3-3		A	L	20	24
1981	6-0	4-2	4/-	H	W	17	7
1982	4-1-1	4-2	18/-	A	W	38	29
1983	4-1-1	2-4		H	W	27	17
1984	4-2	3-4		A	W	35	34
1985	3-3	1-6		H	W	39	10
1986	5-1	4-1-1	16/20	A	L	3	27
1987	6-0	2-4	7/-	H	L	28	30
1988	5-1	5-1	9/24	A	L	3	10
1989	5-2	6-0	-/12	H	W	30	10
1990	5-2	4-3	22/-	A	W	24	17
1991	3-1-1	6-0	19/12	H	W	29	19
1992	4-2	5-2-1	18/23	A	L	6	20
1993	2-1	2-1	-/24	H	W	20	14
1994	1-0	1-0	22/-	H	L	12	29
1995	2-2	1-3		A	W	43	22
1996	6-3	2-6		H	W	40	17
1997	1-0	2-0	19/-	A	W	19	17
1998	2-6	4-3		H	L	39	46
1999	2-2	3-2		A	L	31	35
2000	5-0	4-0	5/-	H	W	34	27
2001	3-1	3-1	16/-	A	W	45	37
2002	4-3	8-0	-/12	H	L	6	38
2003	4-2	4-3		A	L	15	17
2004	3-4	4-3		H	W	26	20
2005	2-3	2-2		A	W	31	10
2006	7-3	3-6		H	W	20	14
2007	3-0	1-2	15/-	A	W	42	20
2008	1-1	1-1		H	W	27	9
2009	6-3	4-5	24/-	A	W	43	23
2010	4-4	6-2	-/23	H	W	14	13
2011	9-1	5-5	7/-	A	L	13	37
2012	9-1	6-4	11/-	H	W	62	48
2013	2-0	2-0	3/-	A	W	26	14
2014	2-2	4-1		H	W	41	0
2015	7-0	5-3	3/-	A	W	56	41
2016	6-0	4-1	3/-	H	W <sup>(N)</sup>	24	17

**Totals** 1665 1302  
N1 - Rock Hill, S.C.; N2 - Columbia, S.C.; N3 - Florence, S.C.; N4 - Charlotte, N.C.

## FLORIDA STATE (10-20)

Year	CU	FSU	Rank	Site	W-L	CU	FSU
1970	3-5	4-3		A	L	13	38
1975	1-6	1-6		H	L	7	43
1976	1-4-2	2-5		A	W	15	12
1988	2-0	1-1	3/10	H	L	21	24
1989	1-0	0-1	10/16	A	W	34	23
1992	1-0	1-0	15/5	H	L	20	24
1993	1-0	2-0	21/1	A	L	0	57
1994	2-4	4-1	-/7	A	L	0	17
1995	1-0	1-0	-/1	H	L	26	45
1996	2-2	3-0	-/2	A	L	3	34
1997	2-0	2-0	16/5	H	L	28	35
1998	2-4	5-1	-/16	A	L	0	48
1999	3-3	7-0	-/1	H	L	14	17
2000	8-1	8-1	10/4	A	L	7	54
2001	5-2	5-2	-/14	H	L	27	41
2002	3-1	4-1	-/11	A	L	31	48
2003	5-4	8-1	-/3	H	W	26	10
2004	1-2	1-1	-/8	A	L	22	41
2005	5-4	7-2	-/17	H	W	35	14
2006	1-1	2-0	-/9	A	W	27	20
2007	0-0	0-0	-/19	H	W	24	18
2008	4-4	6-2	-/24	A	L	27	41
2009	5-3	4-4		H	W	40	24
2010	5-4	6-3		A	L	13	16

# GAME RESULTS VS. 2017 OPPONENTS

1912	2-1		H	W	52	14	
1913	2-3		A	W	7	3	
1914	2-2-1		A	W	14	0	
1916	2-4		N1	L	0	3	
1917	4-1		N1	W	20	0	
1918	2-2		N2	W	7	0	
1919	5-2		N1	W	33	0	
1920	3-4-1		N1	W	26	0	
1921	1-4-1		N1	T	7	7	
1922	3-2		A	W	18	0	
1924	2-4		N3	L	0	20	
1925	0-6		A	W	6	0	
1926	2-5		H	L	6	15	
1927	4-1-1		A	W	13	0	
1928	8-2		A	L	7	12	
1929	6-3		H	W	13	0	
1930	2-0		N4	W	13	7	
1931	1-1-1		N4	L	0	6	
1932	2-3-1		A	W	18	6	
1933	2-5-2		H	W	7	0	
1935	5-2		A	W	6	0	
1936	4-3		A	W	20	0	
1948	9-0	10/-	A	W	20	0	
1953	2-4-1		A	W	34	13	
1954	4-5		H	W	59	0	
1970	0-0		H	W	24	0	
1972	0-0		H	W	13	0	
1973	0-0		H	W	14	12	
1976	0-0		H	W	10	7	
1978	0-0		H	W	58	3	
1986	2-1		H	W	24	0	
2000	0-0	17/-	H	W	38	0	
2008	0-1	1-0	H	W	45	17	
2013	9-1	5-6	7/-	H	W	52	6
Totals					751	151	

N1 - Orangeburg, S.C.; N2 - Columbia, S.C.; N3 - Anderson, S.C.; N4 - Florence, S.C.


1952	1-3	2-2		A	L	0	6
1953	1-2-1	3-1		A	L	7	14
1954	2-2	2-1		A	L	8	13
1955	3-1	2-2		A	W	28	14
1956	3-0-1	4-1	20/-	A	W	7	0
1957	2-2	3-1		A	W	13	0
1958	4-0	2-2	10/-	A	L	6	26
1959	3-1	3-1	17/-	A	W	27	0
1960	4-3	1-5		H	W	12	2
1961	3-4	2-5		A	L	14	21
1962	5-4	4-4-1		H	W	20	17
1963	4-4-1	1-7-1		A	W	24	20
1964	3-6	2-5-2		H	L	3	7
1965	5-4	4-5		A	L	16	17
1966	5-4	1-8		H	W	35	10
1967	5-4	5-4		A	W	23	12
1968	4-4-1	3-6		H	L	3	7
1969	4-5	6-3		A	L	13	27
1970	3-7	3-6-1		H	L	32	38
1971	4-6	6-4		A	W	17	7
1972	3-7	4-6		H	W	7	6
1973	5-5	6-4		A	L	20	32
1974	6-4	4-6		H	W	39	21
1975	2-8	6-4		A	L	20	56
1976	2-6-2	6-4		H	W	28	9
1977	7-2-1	5-5	15/-	A	W	31	27
1978	9-1	5-4-1	10/-	H	W	41	23
1979	8-2	7-3	13/19	A	L	9	13
1980	5-5	8-2	-14	H	W	27	6
1981	10-0	6-4	2/-	A	W	29	13
1982	7-1-1	4-6	10/-	H	W	24	6
1983	8-1-1	5-5	13/-	A	W	22	13
1984	7-3	9-1	-9	H	L	21	22
1985	5-5	5-5		A	W	24	17

1986	7-2-1	3-6-1	19/-	H	T	21	21
1987	9-1	7-2	8/12	A	L	7	20
1988	8-2	8-2	15/25	H	W	29	10
1989	8-2	6-3-1	15/-	A	W	45	0
1990	8-2	5-4	17/-	H	W	24	15
1991	7-1-1	3-5-2	14/-	A	W	41	24
1992	5-5	4-6		H	L	13	24
1993	7-3	4-6	24/-	A	W	16	13
1994	5-5	5-5		H	L	7	33
1995	7-3	4-5-1	24/-	A	W	38	17
1996	7-3	5-5	22/-	H	L	31	34
1997	6-4	5-5		A	W	47	21
1998	2-8	1-9		H	W	28	19
1999	5-5	0-10		A	W	31	21
2000	8-2	7-3	16/25	H	W	16	14
2001	5-4	7-3	-/22	A	L	15	20
2002	6-5	5-6		H	W	27	20
2003	7-4	5-6		A	W	63	17
2004	5-5	6-4		H	W	29	7
2005	6-4	7-3	-/19	A	W	13	9
2006	8-3	6-5	24/-	H	L	28	31
2007	8-3	6-5	21/-	A	W	23	21
2008	6-5	7-4		H	W	31	14
2009	8-3	6-5	15/-	A	L	17	34
2010	6-5	8-3	-/18	H	L	7	29
2011	9-2	9-2	18/14	A	L	13	34
2012	10-1	9-2	12/13	H	L	17	27
2013	10-1	9-2	6/10	A	L	17	31
2014	8-3	6-5	23/-	H	W	35	17
2015	11-0	3-8	1/-	A	W	37	32
2016	10-1	6-5	4/-	H	W	56	7
Totals						2274	1604

Note: Rankings are by AP; Clemson's ranking is listed first, followed by the opponent's ranking; home games in bold.

## SOUTH CAROLINA (68-42-4)

Year	CU	USC	Rank	Site	W-L	CU	USC
1896	1-0	0-0		A	L	6	12
1897	1-2	0-0		A	W	18	6
1898	1-1	1-0		A	W	24	0
1899	1-2	1-0		A	W	34	0
1900	2-0	1-1		A	W	51	0
1902	3-0	3-0		A	L	6	12
1909	3-2	1-3		A	W	6	0
1910	3-2	4-0		A	W	24	0
1911	1-2	1-1-1		A	W	27	0
1912	3-1	2-2		A	L	7	22
1913	1-2	1-2		A	W	32	0
1914	1-2-1	1-4-1		A	W	29	6
1915	2-1-1	3-0		A	T	0	0
1916	1-3	2-3		A	W	27	0
1917	2-1	1-1		A	W	21	13
1918	1-1	0-0		A	W	39	0
1919	3-2	1-3		A	W	19	6
1920	3-2-1	2-2		A	L	0	3
1921	1-2-1	3-0-1		A	L	0	21
1922	2-1	3-1		A	W	3	0
1923	1-1-1	2-2		A	W	7	6
1924	2-1	3-1		A	L	0	3
1925	0-3	3-1		A	L	0	33
1926	2-2	3-1		A	L	0	24
1927	2-1-1	3-1		A	W	20	0
1928	5-0	5-0		A	W	32	0
1929	5-0	3-1		A	W	21	14
1930	5-0	3-1		A	W	20	7
1931	1-2-1	1-2		A	L	0	21
1932	2-2	3-1		A	L	0	14
1933	1-1-2	1-2		A	L	0	7
1934	1-3	3-1		A	W	19	0
1935	3-1	2-3		A	W	44	0
1936	2-3	3-2		A	W	19	0
1937	1-3	2-2-1		A	W	34	6
1938	2-1-1	3-2		A	W	34	12
1939	2-1	1-3		A	W	27	0
1940	4-0	0-2	13/-	A	W	21	13
1941	4-0	1-1-1	14/-	A	L	14	18
1942	1-2-1	0-2-1		A	W	18	6
1943	1-2	2-1		A	L	6	33
1944	2-1	1-1-1		A	W	20	13
1945	3-1	2-2		A	T	0	0
1946	1-3	2-1		A	L	14	26
1947	1-3	2-2		A	L	19	21
1948	3-0	2-1	14/-	A	W	13	7
1949	2-1-1	0-3		A	L	13	27
1950	3-0	2-1	12/-	A	T	14	14
1951	3-1	2-2		A	L	0	20



KELLY BRYANT SCORED THE LAST OF THE TIGERS' EIGHT TOUCHDOWNS IN THEIR 56-7 WIN OVER SOUTH CAROLINA IN 2016.

# 2017 OPPONENTS

## GAME 1 • KENT STATE

SEPTEMBER 2 • CLEMSON, S.C.

Location	Kent, Ohio
Enrollment	40,782
President	Dr. Beverly J. Warren
Athletic Director	Joel Nielsen
Nickname	Golden Flashes
Colors	Navy Blue & Gold
Conference	Mid-American
Home Field (Capacity)	Dix Stadium (25,319)
Head Coach	Paul Haynes (Kent State '91)
Record at Kent State	12-35 (4 seasons)
Career Record	12-35 (4 seasons)
Weekly Press Conference	Monday, 11:15 a.m. ET
Offensive Coordinator	Don Treadwell
Defensive Coordinator	Ben Needham
Lettermen Returning/Lost	53/20
Starters Returning/Lost	18/11
Football ACD	Aaron Chimenti
ACD Email	achimenti@kent.edu
ACD Office Phone	330-672-8468
ACD Address	1025 Risman Drive Kent, OH 44242
Athletic Website	KentStateSports.com

### 2016 RESULTS (3-9)

at Penn State	L 13-33
NC A&T State	L <sup>(40)</sup> 36-39
Monmouth	W 27-7
at Alabama	L 0-48
Akron	L 27-31
at Buffalo	W 44-20
at Miami	L 14-18
Ohio	L 10-14
at Central Michigan	W 27-24
Western Michigan	L 21-37
at Bowling Green	L 7-42
Northern Illinois	L 21-31

### 2017 SCHEDULE

9-2	at Clemson
9-9	Howard
9-16	at Marshall
9-23	at Louisville
9-30	Buffalo
10-7	at Northern Illinois
10-14	Miami
10-21	at Ohio
10-31	Bowling Green
11-8	at Western Michigan
11-14	Central Michigan
11-21	at Akron

## GAME 2 • AUBURN

SEPTEMBER 9 • CLEMSON, S.C.

Location	Auburn, Ala.
Enrollment	28,290
President	Dr. Jay Gogue
Athletic Director	Jay Jacobs
Nickname	Tigers
Colors	Burnt Orange & Navy Blue
Conference	Southeastern
Home Field (Capacity)	Jordan-Hare Stadium (87,451)
Head Coach	Gus Malzahn (Henderson State '90)
Record at Auburn	35-18 (4 seasons)
Career Record	45-21 (5 seasons)
Weekly Press Conference	Tuesday, 11:15 a.m. CT
Offensive Coordinator	Chip Lindsey
Defensive Coordinator	Kevin Steele
Lettermen Returning/Lost	57/19
Starters Returning/Lost	19/8
Football ACD	Kirk Sampson
ACD Email	sampska@auburn.edu
ACD Office Phone	334-844-9800
ACD Address	392 South Donahue Drive Auburn, AL 36849
Athletic Website	AuburnTigers.com

### 2016 RESULTS (8-5)

Clemson	L 13-19
Arkansas State	W 51-15
Texas A&M	L 16-29
LSU	W 18-13
Louisiana-Monroe	W 58-7
at Mississippi State	W 38-14
Arkansas	W 56-3
at Ole Miss	W 40-29
Vanderbilt	W 23-16
at Georgia	L 7-13
Alabama A&M	W 55-0
at Alabama	L 12-30
Oklahoma	L 19-35

### 2017 SCHEDULE

9-2	Georgia Southern
9-9	at Clemson
9-16	Mercer
9-23	at Missouri
9-30	Mississippi State
10-7	Ole Miss
10-14	at LSU
10-21	at Arkansas
11-4	at Texas A&M
11-11	Georgia
11-18	Louisiana-Monroe
11-25	Alabama

## GAME 3 • LOUISVILLE

SEPTEMBER 16 • LOUISVILLE, KY.

Location	Louisville, Ky.
Enrollment	23,000
President	Dr. James Ramsey
Athletic Director	Tom Jurich
Nickname	Cardinals
Colors	Red & Black
Conference	Atlantic Coast
Home Field (Capacity)	Papa John's Cardinal Stadium (55,000)
Head Coach	Bobby Petrino (Carroll College '83)
Record at Louisville	66-18 (7 seasons)
Career Record	109-43 (12 seasons)
Weekly Press Conference	Monday, 1:30 p.m. ET
Offensive Coordinators	Lonnie Galloway, Mike Summers
Defensive Coordinator	Peter Sirmion
Lettermen Returning/Lost	46/16
Starters Returning/Lost	14/11
Football ACD	Rocco Gasparro
ACD Email	rocco@GoCards.com
ACD Office Phone	502-852-0102
ACD Address	2100 South Floyd Street SAC room E203 B Louisville, KY 40208
Athletic Website	GoCards.com

### 2016 RESULTS (9-4)

Charlotte	W 70-14
at Syracuse	W 62-28
Florida State	W 63-20
at Marshall	W 59-28
at Clemson	L 36-42
Duke	W 24-14
NC State	W 54-13
at Virginia	W 32-25
at Boston College	W 52-7
Wake Forest	W 44-12
at Houston	L 10-36
Kentucky	L 38-41
vs LSU	L 9-29

### 2017 SCHEDULE

9-2	vs Purdue
9-9	at North Carolina
9-16	Clemson
9-23	Kent State
9-30	Murray State
10-5	at NC State
10-14	Boston College
10-21	at Florida State
10-28	at Wake Forest
11-11	Virginia
11-18	Syracuse
11-25	at Kentucky

## GAME 4 • BOSTON COLLEGE

SEPTEMBER 23 • CLEMSON, S.C.

Location	Chestnut Hills, Mass.
Enrollment	14,125
President	Re. William P. Leahy, S.J.
Athletic Director	Martin Jarmond
Nickname	Eagles
Colors	Maroon & Gold
Conference	Atlantic Coast
Home Field (Capacity)	Alumni Stadium (44,500)
Head Coach	Steve Addazio (Central Connecticut State '81)
Record at Boston College	24-27 (4 seasons)
Career Record	37-38 (6 seasons)
Weekly Press Conference	Monday, 12 p.m. ET
Offensive Coordinator	Scott Loeffler
Defensive Coordinator	Jim Reid
Lettermen Returning/Lost	33/21
Starters Returning/Lost	17/7
Football ACD	Zanna Ollove
ACD Email	ollove@bc.edu
ACD Office Phone	617-552-2004
ACD Address	140 Commonwealth Ave. Chestnut Hills, MA 02467
Athletic Website	BCEagles.com

### 2016 RESULTS (7-6)

vs Georgia Tech*	L 14-17
at Massachusetts	W 26-7
at Virginia Tech	L 0-49
Wagner	W 42-10
Buffalo	W 35-3
Clemson	L 10-56
Syracuse	L 20-28
at NC State	W 21-14
Louisville	L 7-52
at Florida State	L 7-45
Connecticut	W 30-0
at Wake Forest	W 17-14
vs Maryland	W 36-30

\* - Dublin, Ireland

### 2017 SCHEDULE

9-1	at Northern Illinois
9-9	Wake Forest
9-16	Notre Dame
9-23	at Clemson
9-30	Central Michigan
10-7	Virginia Tech
10-14	at Louisville
10-21	at Virginia
10-27	Florida State
11-11	NC State
11-18	at Connecticut
11-25	at Syracuse

## GAME 5 • VIRGINIA TECH

SEPTEMBER 30 • BLACKSBURG, VA.

Location	Blacksburg, Va.
Enrollment	31,000
President	Timothy Sands
Athletic Director	Whit Babcock
Nickname	Hokies
Colors	Chicago Maroon & Burnt Orange
Conference	Atlantic Coast
Home Field (Capacity)	Lane Stadium (65,632)
Head Coach	Justin Fuente (Murray State '99)
Record at Virginia Tech	10-4 (1 season)
Career Record	36-27 (5 seasons)
Weekly Press Conference	Monday, 12 p.m. ET
Offensive Coordinator	Brad Cornelsen
Defensive Coordinator	Bud Foster
Lettermen Returning/Lost	37/21
Starters Returning/Lost	16/8
Football ACD	Pete Moris
ACD Email	morisvt@vt.edu
ACD Office Phone	540-231-6726
ACD Address	25 Beamer Way Blacksburg, VA 24061
Athletic Website	HokieSports.com

### 2016 RESULTS (10-4)

Liberty	W 36-13
vs Tennessee	L 24-45
Boston College	W 49-0
East Carolina	W 54-17
at North Carolina	W 34-3
at Syracuse	L 17-31
Miami	W 37-16
at Pittsburgh	W 39-36
at Duke	W 34-20
Georgia Tech	L 20-30
at Notre Dame	W 34-31
Virginia	W 52-10
vs Clemson	L 35-42
vs Arkansas	W 35-24

### 2017 SCHEDULE

9-3	vs West Virginia
9-9	Delaware
9-16	at East Carolina
9-23	Old Dominion
9-30	Clemson
10-7	at Boston College
10-21	North Carolina
10-28	Duke
11-4	at Miami
11-11	at Georgia Tech
11-18	Pittsburgh
11-24	at Virginia

## GAME 6 • WAKE FOREST

OCTOBER 7 • CLEMSON, S.C.

Location	Winston-Salem, N.C.
Enrollment	7,591
President	Nathan Hatch
Athletic Director	Ron Wellman
Nickname	Demon Deacons
Colors	Old Gold & Black
Conference	Atlantic Coast
Home Field (Capacity)	BB&T Field (31,500)
Head Coach	Dave Clawson (SUNY Albany '92)
Record at Wake Forest	13-24 (3 seasons)
Career Record	103-104 (17 seasons)
Weekly Press Conference	Tuesday, 11 a.m. ET
Offensive Coordinators	Warren Ruggiero
Defensive Coordinators	Jay Sawvel
Lettermen Returning/Lost	43/16
Starters Returning/Lost	16/8
Football ACD	Steve Shutt
ACD Email	shuttsj@wfu.edu
ACD Office Phone	336-758-5641
ACD Address	519 Deacon Blvd. Winston-Salem, NC 27105
Athletic Website	WakeForestSports.com

### 2016 RESULTS (7-6)

Tulane	W 7-3
at Duke	W 24-14
Delaware	W 38-21
at Indiana	W 33-28
at NC State	L 16-33
Syracuse	W 28-9
at Florida State	L 6-17
Army	L 13-21
Virginia	W 27-20
at Louisville	L 12-44
Clemson	L 13-35
Boston College	L 14-17
vs Temple	W 34-26

### 2017 SCHEDULE

8-31	Presbyterian
9-9	at Boston College
9-16	Utah State
9-23	at Appalachian State
9-30	Florida State
10-7	at Clemson
10-21	at Georgia Tech
10-28	Louisville
11-4	at Notre Dame
11-11	at Syracuse
11-18	NC State
11-25	Duke



# 2017 OPPONENTS

## GAME 7 • SYRACUSE

OCTOBER 13 • SYRACUSE, N.Y.

Location	Syracuse, N.Y.
Enrollment	14,362
Chancellor	Kent Syverud
Athletic Director	John Wildhack
Nickname	Orange
Colors	Orange
Conference	Atlantic Coast
Home Field (Capacity)	Carrier Dome (49,262)
Head Coach	Dino Babers (Hawaii '84)
Record at Syracuse	4-8 (1 season)
Career Record	41-24 (5 seasons)
Weekly Press Conference	Monday, 11:30 a.m. ET
Offensive Coordinators	Sean Lewis, Mike Lynch
Defensive Coordinator	Brian Ward
Lettermen Returning/Lost	42/18
Starters Returning/Lost	21/3
Football ACD	Mike Morrison
ACD Email	mdmorriss@syr.edu
ACD Office Phone	315-443-2608
ACD Address	1301 East Colvin St. Syracuse, NY 13244
Athletic Website	Cuse.com

### 2016 RESULTS (4-8)

Colgate	W	33-7
Louisville	L	28-62
USF	L	20-45
at Connecticut	W	31-24
vs Notre Dame	L	33-50
at Wake Forest	L	9-28
Virginia Tech	W	31-17
at Boston College	W	28-20
at Clemson	L	0-54
NC State	L	20-35
Florida State	L	14-45
at Pittsburgh	L	61-76

### 2017 SCHEDULE

9-1	Central Connecticut State
9-9	Middle Tennessee
9-16	Central Michigan
9-23	at LSU
9-30	at NC State
10-7	Pittsburgh
10-13	Clemson
10-21	at Miami
11-4	at Florida State
11-11	Wake Forest
11-18	at Louisville
11-25	Boston College

## GAME 8 • GEORGIA TECH

OCTOBER 28 • CLEMSON, S.C.

Location	Atlanta, Ga.
Enrollment	25,000
Chancellor	Dr. George Peterson
Athletic Director	Todd Stansbury
Nickname	Yellow Jackets
Colors	Old Gold & White
Conference	Atlantic Coast
Home Field (Capacity)	Bobby Dodd Stadium (55,000)
Head Coach	Paul Johnson (Western Carolina '79)
Record at Georgia Tech	70-48 (9 seasons)
Career Record	177-87 (20 seasons)
Weekly Press Conference	Monday, 11:30 a.m. ET
Offensive Coordinators	Paul Johnson
Defensive Coordinator	Ted Roof
Lettermen Returning/Lost	43/16
Starters Returning/Lost	16/8
Football ACD	Mike Flynn
ACD Email	mflynn@athletics.gatech.edu
ACD Office Phone	404-894-5445
ACD Address	150 Bobby Dodd Way NW Atlanta, GA 30332
Athletic Website	RamblinWreck.com

### 2016 RESULTS (9-4)

vs Boston College*	W	17-14
Mercer	W	35-10
Vanderbilt	W	38-7
Clemson	L	7-26
Miami	L	21-35
at Pittsburgh	L	34-37
Georgia Southern	W	35-24
Duke	W	38-35
at North Carolina	L	20-48
at Virginia Tech	W	30-20
Virginia	W	31-17
at Georgia	W	28-27
vs Kentucky	W	33-18

\* - Dublin, Ireland

### 2017 SCHEDULE

9-4	vs Tennessee
9-9	Jacksonville State
9-16	at UCF
9-23	Pittsburgh
9-30	North Carolina
10-12	at Miami
10-21	Wake Forest
10-28	at Clemson
11-4	at Virginia
11-11	Virginia Tech
11-18	at Duke
11-25	Georgia

## GAME 9 • NC STATE

NOVEMBER 4 • RALEIGH, N.C.

Location	Raleigh, N.C.
Enrollment	33,989
Chancellor	Dr. Randy Woodson
Athletic Director	Debbie Yow
Nickname	Wolfpack
Colors	Red & White
Conference	Atlantic Coast
Home Field (Capacity)	Carter-Finley Stadium (57,600)
Head Coach	Dave Doeren (Drake '93)
Record at NC State	25-26 (4 seasons)
Career Record	48-30 (6 seasons)
Weekly Press Conference	Monday, 11:30 a.m. ET
Offensive Coordinator	Elijah Drinkwitz
Defensive Coordinator	Dave Huxtable
Lettermen Returning/Lost	40/20
Starters Returning/Lost	17/7
Football ACD	Annabelle Myers
ACD Email	amyers@ncsu.edu
ACD Office Phone	919-515-1181
ACD Address	4011 Westchase Blvd., Suite 150, Campus Box 8507 Raleigh, NC 27607
Athletic Website	GoPack.com

### 2016 RESULTS (7-6)

William & Mary	W	48-14
at East Carolina	L	30-33
Old Dominion	W	49-22
Wake Forest	W	33-16
Notre Dame	W	10-3
at Clemson	L <sup>(OT)</sup>	17-24
at Louisville	L	13-54
Boston College	L	14-21
Florida State	L	20-24
at Syracuse	W	35-20
Miami (Fla.)	L	13-27
at North Carolina	W	28-21
vs Vanderbilt	W	41-17

### 2017 SCHEDULE

9-2	vs South Carolina
9-9	Marshall
9-16	Furman
9-23	at Florida State
9-30	Syracuse
10-5	Louisville
10-14	at Pittsburgh
10-28	at Notre Dame
11-4	Clemson
11-11	at Boston College
11-18	at Wake Forest
11-25	North Carolina

## GAME 10 • FLORIDA STATE

NOVEMBER 11 • CLEMSON, S.C.

Location	Tallahassee, Fla.
Enrollment	41,867
President	John Thrasher
Athletic Director	Stan Wilcox
Nickname	Seminoles
Colors	Garnet & Gold
Conference	Atlantic Coast
Home Field (Capacity)	Doak Campbell Stadium (79,560)
Head Coach	Jimbo Fisher (Salem College '89)
Record at Florida State	78-17 (7 seasons)
Career Record	78-17 (7 seasons)
Weekly Press Conference	Monday, 1 p.m. ET
Offensive Coordinator	Randy Sanders, Lawrence Dawsey
Defensive Coordinator	Charles Kelly
Lettermen Returning/Lost	40/20
Starters Returning/Lost	16/8
Football ACD	Zach Stipe
ACD Email	zstipe@fsu.edu
ACD Office Phone	850-645-7683
ACD Address	403 Stadium Drive, West Room D0107 Tallahassee, FL 32306
Athletic Website	Seminoles.com

### 2016 RESULTS (10-3)

vs Ole Miss	W	45-34
Charleston Southern	W	52-8
at Louisville	L	20-63
at USF	W	55-35
North Carolina	L	35-37
at Miami (Fla.)	W	20-19
Wake Forest	W	17-6
Clemson	L	34-37
at NC State	W	24-20
Boston College	W	45-7
at Syracuse	W	45-14
Florida	W	31-13
vs Michigan	W	33-32

### 2017 SCHEDULE

9-2	vs Alabama
9-9	Louisiana-Monroe
9-16	Miami
9-23	NC State
9-30	at Wake Forest
10-14	at Duke
10-21	Louisville
10-27	at Boston College
11-4	Syracuse
11-11	at Clemson
11-18	Delaware State
11-25	at Florida

## GAME 11 • THE CITADEL

NOVEMBER 18 • CLEMSON, S.C.

Location	Charleston, S.C.
Enrollment	3,506
President	Lt. Gen. John W. Rosa Jr.
Athletic Director	Jim Senter
Nickname	Bulldogs
Colors	Citadel Blue & White
Conference	Southern
Home Field (Capacity)	Johnson Hagood Stadium (21,000)
Head Coach	Brent Thompson (Norwich '98)
Record at The Citadel	10-2 (1 season)
Career Record	10-2 (1 season)
Weekly Press Conference	Tuesday, 12 p.m. ET
Offensive Coordinators	Lou Conte
Defensive Coordinator	Blake Harrell
Lettermen Returning/Lost	37/21
Starters Returning/Lost	9/13
Football ACD	Derek Satterfield
ACD Email	dsatterf@citadel.edu
ACD Office Phone	843-953-6795
ACD Address	17 Moultrie Street, Charleston, SC 29409
Athletic Website	CitadelSports.com

### 2016 RESULTS (10-2)

at Mercer	W	24-23
Furman	W	19-14
at Gardner-Webb	W	31-24
at Western Carolina	W	37-14
at North Greenville	W	38-14
Chattanooga	W	22-14
at Wofford	W	24-21
East Tennessee State	W	45-10
Samford	W	37-34
at VMI	W	30-20
at North Carolina	L	7-41
Wofford	L	3-17

### 2017 SCHEDULE

9-2	Newberry
9-9	Presbyterian
9-16	at East Tennessee State
9-30	at Samford
10-7	Mercer
10-14	Wofford
10-21	at Chattanooga
10-28	VMI
11-4	Western Carolina
11-11	at Furman
11-18	at Clemson

## GAME 12 • SOUTH CAROLINA

NOVEMBER 25 • COLUMBIA, S.C.

Location	Columbia, S.C.
Enrollment	33,575
President	Harry Pastides
Athletic Director	Ray Tanner
Nickname	Gamecocks
Colors	Garnet & Black
Conference	Southeastern
Home Field (Capacity)	Williams-Brice Stadium (80,250)
Head Coach	Will Muschamp (Georgia '94)
Record at South Carolina	6-7 (1 season)
Career Record	34-28 (5 seasons)
Weekly Press Conference	Tuesday, 12 p.m. ET
Offensive Coordinator	Bryan McClendon, Kurt Roper
Defensive Coordinator	Travaris Robinson
Lettermen Returning/Lost	42/26
Starters Returning/Lost	16/8
Football ACD	Steve Fink
ACD Email	finksc@mailbox.sc.edu
ACD Office Phone	803-777-5204
ACD Address	1304 Heyward Street Columbia, SC 29208
Athletic Website	GamecocksOnline.com

### 2016 RESULTS (6-7)

at Vanderbilt	W	13-10
at Mississippi State	L	14-27
East Carolina	W	20-15
at Kentucky	L	10-17
Texas A&M	L	13-24
Georgia	L	14-28
Massachusetts	W	34-28
Tennessee	W	24-21
Missouri	W	31-21
at Florida	L	7-20
Western Carolina	W	44-31
at Clemson	L	7-56
vs USF	L <sup>(OT)</sup>	39-46

### 2017 SCHEDULE

9-2	vs North Carolina State
9-9	at Missouri
9-16	Kentucky
9-23	Louisiana Tech
9-30	at Texas A&M
10-7	Arkansas
10-14	at Tennessee
10-28	Vanderbilt
11-4	at Georgia
11-11	Florida
11-18	Wofford
11-25	at Clemson



# AGAINST ALL COMPETITION

Team	Home	Away	Neutral	Total
Alabama	0-2	0-7	4-4	4-13
Appalachian State	5-0			5-0
Army		0-1		0-1
<b>Auburn</b>	<b>6-10-1</b>	<b>5-20</b>	<b>3-4-1</b>	<b>14-34-2</b>
Ball State	3-0			3-0
Baylor			0-1	0-1
Bingham	1-0			1-0
<b>Boston College</b>	<b>6-3-1</b>	<b>8-6-1</b>	<b>1-0</b>	<b>15-9-2</b>
California			0-1	0-1
Camp Hancock	0-1			0-1
Camp Sevier	1-0			1-0
Central Florida	1-0			1-0
Central Michigan	1-0			1-0
Centre	0-1	0-2		0-3
Charlotte "Y"		1-0		1-0
Chattanooga	1-0			1-0
<b>Citadel, The</b>	<b>13-1</b>	<b>13-1</b>	<b>5-3-1</b>	<b>31-5-1</b>
Coastal Carolina	1-0			1-0
Colorado			1-1	1-1
Cumberland			0-0-1	0-0-1
Davidson	6-1-1	2-0-3	3-4	11-5-4
Duke	19-4-1	15-12	2-0	36-16-1
Duquesne	3-0	1-0		4-0
East Tennessee State	1-0			1-0
Elon	1-0			1-0
Erskine	7-1			7-1
Florida	0-2	1-4-1	2-3	3-9-1
Florida Atlantic	1-0			1-0
<b>Florida State</b>	<b>6-8</b>	<b>4-12</b>		<b>10-20</b>
Fordham		0-0-1		0-0-1
Furman	24-2	18-8-4		42-10-4
George Washington	0-1	2-0-1	1-0	3-1-1
Georgia	10-9-2	7-27-1	1-6-1	18-42-4
Georgia Pre-Flight			0-1	0-1

Georgia State	1-0			1-0
<b>Georgia Tech</b>	<b>13-6</b>	<b>14-44-2</b>	<b>2-1</b>	<b>29-51-2</b>
Gordon Military	4-0			4-0
Guilford	1-0			1-0
Illinois			1-0	1-0
Jacksonville N.A.S.		0-1		0-1
Kentucky	1-1	2-6	2-1	5-8
Long Beach State	1-0			1-0
Louisiana-Monroe	1-0			1-0
Louisiana State			1-2	1-2
Louisiana Tech	2-0		1-0	3-0
<b>Louisville</b>	<b>2-0</b>	<b>1-0</b>		<b>3-0</b>
Marshall	0-1			0-1
Maryland	18-13	16-13-2		34-26-2
Maryville	1-0			1-0
Mercer	0-1	2-0	2-2	4-3
Miami (Fla.)	0-2	4-3	0-1	4-6
Middle Tennessee	2-0			2-0
Minnesota			0-1	0-1
Mississippi		0-1	0-1	0-2
Mississippi State	0-0-1	1-0	0-1	1-1-1
Missouri	1-0	1-1	1-0	3-1
Navy		1-0		1-0
Nebraska			1-1	1-1
Nevada-Las Vegas	1-0			1-0
Newberry	6-0			6-0
North Carolina	19-7	15-11-1	3-1	37-19-1
<b>North Carolina State</b>	<b>25-11</b>	<b>20-16</b>	<b>11-1-1</b>	<b>56-28-1</b>
North Texas	1-0			1-0
Notre Dame	1-1	1-0		2-1
Oglethorpe	0-1			0-1
Ohio State			3-0	3-0
Oklahoma		0-2	3-0	3-2
Pacific		0-1		0-1
Penn State			1-0	1-0

Pensacola N.A.S.	1-0			1-0
Pittsburgh	0-1		0-1	0-2
Port Royal	1-0			1-0
Presbyterian College	32-3-4	1-0		33-3-4
Rhodes		1-0-1		1-0-1
Rice	1-0	3-3		4-3
Riverside	1-0			1-0
Samford	1-0	2-0		3-0
Sewanee			0-1	0-1
<b>South Carolina</b>	<b>18-10-1</b>	<b>50-32-3</b>		<b>68-42-4</b>
South Carolina State	4-0			4-0
South Florida			0-1	0-1
Southern California		0-1		0-1
Stanford			1-0	1-0
<b>Syracuse</b>	<b>2-0</b>	<b>2-0</b>	<b>0-1</b>	<b>4-1</b>
Temple	2-0		1-0	3-0
Tennessee	2-2-1	3-9-1	1-0	6-11-2
Texas A&M	1-1	0-2		1-3
Texas Christian	1-1	0-1	1-0	2-2
Texas Tech			0-1	0-1
Texas-El Paso	1-0			1-0
Troy	2-0			2-0
Tulane	1-1	3-5		4-6
Utah State	1-0			1-0
Vanderbilt		1-3		1-3
Villanova	1-1			1-1
Virginia	20-3-1	17-5	1-0	38-8-1
Virginia Military	1-0		4-5-2	5-5-2
<b>Virginia Tech</b>	<b>9-6-1</b>	<b>8-4</b>	<b>4-2</b>	<b>21-12-1</b>
<b>Wake Forest</b>	<b>37-7</b>	<b>24-10-1</b>	<b>3-0</b>	<b>64-17-1</b>
West Virginia			1-1	1-1
Western Carolina	5-0			5-0
Wofford	8-0	4-3		12-3
<b>Totals</b>	<b>371-126-15</b>	<b>274-277-23</b>	<b>72-54-7</b>	<b>717-457-45</b>

Note: **Bold** denotes 2017 opponent.

# AGAINST ALL FBS CONFERENCES

## AMERICAN ATHLETIC CONFERENCE

Team	G	W	L	T	CU Pts	Opp. Pts
Central Florida	1	1	0	0	21	13
Navy	1	1	0	0	15	7
South Florida	1	0	1	0	26	31
Temple	3	3	0	0	137	23
Tulane	10	4	6	0	146	175
<b>Totals</b>	<b>16</b>	<b>9</b>	<b>7</b>	<b>0</b>	<b>345</b>	<b>249</b>

## ATLANTIC COAST CONFERENCE

Team	G	W	L	T	CU Pts	Opp. Pts
<b>Boston College</b>	<b>26</b>	<b>15</b>	<b>9</b>	<b>2</b>	<b>615</b>	<b>449</b>
Duke	53	36	16	1	1319	836
<b>Florida State</b>	<b>30</b>	<b>10</b>	<b>20</b>	<b>0</b>	<b>623</b>	<b>944</b>
<b>Georgia Tech</b>	<b>82</b>	<b>29</b>	<b>51</b>	<b>2</b>	<b>1443</b>	<b>1710</b>
<b>Louisville</b>	<b>3</b>	<b>3</b>	<b>0</b>	<b>0</b>	<b>85</b>	<b>70</b>
Miami (Fla.)	10	4	6	0	201	215
North Carolina	57	37	19	1	1244	1014
<b>North Carolina State</b>	<b>85</b>	<b>56</b>	<b>28</b>	<b>1</b>	<b>1665</b>	<b>1302</b>
Pittsburgh	2	0	2	0	45	77
<b>Syracuse</b>	<b>5</b>	<b>4</b>	<b>1</b>	<b>0</b>	<b>156</b>	<b>88</b>
Virginia	47	38	8	1	1241	682
<b>Virginia Tech</b>	<b>34</b>	<b>21</b>	<b>12</b>	<b>1</b>	<b>639</b>	<b>510</b>
<b>Wake Forest</b>	<b>82</b>	<b>64</b>	<b>17</b>	<b>1</b>	<b>2076</b>	<b>1112</b>
<b>Totals</b>	<b>516</b>	<b>317</b>	<b>189</b>	<b>10</b>	<b>11,354</b>	<b>9009</b>

## BIG TEN CONFERENCE

Team	G	W	L	T	CU Pts	Opp. Pts
Illinois	1	1	0	0	30	0
Maryland	62	34	26	2	1300	1126
Minnesota	1	0	1	0	13	20
Nebraska	2	1	1	0	43	41
Ohio State	3	3	0	0	88	50
Penn State	1	1	0	0	35	10
<b>Totals</b>	<b>70</b>	<b>40</b>	<b>28</b>	<b>2</b>	<b>1509</b>	<b>1247</b>

## BIG 12 CONFERENCE

Team	G	W	L	T	CU Pts	Opp. Pts
Baylor	1	0	1	0	18	24
Oklahoma	5	3	2	0	107	112
Texas Christian	4	2	2	0	46	35
Texas Tech	1	0	1	0	15	55
West Virginia	2	1	1	0	60	77
<b>Totals</b>	<b>13</b>	<b>6</b>	<b>7</b>	<b>0</b>	<b>236</b>	<b>303</b>

## CONFERENCE USA

Team	G	W	L	T	CU Pts	Opp. Pts
Florida Atlantic	1	1	0	0	54	6
Louisiana Tech	3	3	0	0	133	37
Marshall	1	0	1	0	10	13
Middle Tennessee	2	2	0	0	74	28
North Texas	1	1	0	0	35	10
Rice	7	4	3	0	102	107
Texas-El Paso	1	1	0	0	39	7
<b>Totals</b>	<b>16</b>	<b>12</b>	<b>4</b>	<b>0</b>	<b>447</b>	<b>208</b>

## MID-AMERICAN CONFERENCE

Team	G	W	L	T	CU Pts	Opp. Pts
Ball State	3	3	0	0	106	44
Central Michigan	1	1	0	0	70	14
<b>Totals</b>	<b>4</b>	<b>4</b>	<b>0</b>	<b>0</b>	<b>176</b>	<b>58</b>

## MOUNTAIN WEST CONFERENCE

Team	G	W	L	T	CU Pts	Opp. Pts
Nevada-Las Vegas	1	1	0	0	24	14
Utah State	1	1	0	0	35	6
<b>Totals</b>	<b>2</b>	<b>2</b>	<b>0</b>	<b>0</b>	<b>59</b>	<b>20</b>

## PACIFIC-12 CONFERENCE

Team	G	W	L	T	CU Pts	Opp. Pts
California	1	0	1	0	13	37
Colorado	2	1	1	0	40	37
Southern California	1	0	1	0	0	30
Stanford	1	1	0	0	27	21
<b>Totals</b>	<b>5</b>	<b>2</b>	<b>3</b>	<b>0</b>	<b>80</b>	<b>125</b>

## SOUTHEASTERN CONFERENCE

Team	G	W	L	T	CU Pts	Opp. Pts
Alabama	17	4	13	0	207	466
<b>Auburn</b>	<b>50</b>	<b>14</b>	<b>34</b>	<b>2</b>	<b>520</b>	<b>994</b>
Florida	13	3	9	1	161	313
Georgia	64	18	42	4	769	1234
Kentucky	13	5	8	0	163	206
Louisiana State	3	1	2	0	32	41
Mississippi	2	0	2	0	7	39
Mississippi State	3	1	1	1	35	31
Missouri	4	3	1	0	144	70
<b>South Carolina</b>	<b>114</b>	<b>68</b>	<b>42</b>	<b>4</b>	<b>2274</b>	<b>1604</b>
Tennessee	19	6	11	2	154	269
Texas A&M	4	1	3	0	46	105
Vanderbilt	4	1	3	0	32	111
<b>Totals</b>	<b>310</b>	<b>124</b>	<b>170</b>	<b>14</b>	<b>4542</b>	<b>5483</b>

## SUN BELT CONFERENCE

Team	G	W	L	T	CU Pts	Opp. Pts
Appalachian State	5	5	0	0	186	29
Georgia State	1	1	0	0	28	0
Louisiana-Monroe	1	1	0	0	49	26
<b>Troy</b>	<b>2</b>	<b>2</b>	<b>0</b>	<b>0</b>	<b>73</b>	<b>43</b>
<b>Totals</b>	<b>8</b>	<b>8</b>	<b>0</b>	<b>0</b>	<b>295</b>	<b>88</b>

## INDEPENDENT FBS PROGRAMS

Team	G	W	L	T	CU Pts	Opp. Pts
Army	1	0	1	0	6	21
Notre Dame	3	2	1	0	57	53
<b>Totals</b>	<b>4</b>	<b>2</b>	<b>2</b>	<b>0</b>	<b>63</b>	<b>74</b>

Note: **Bold** denotes 2017 opponent.



# HISTORY & RECORDS



**DESHAUN WATSON**

# INDIVIDUAL RECORDS

## RUSHING

### CARRIES

**Game:** 36, Jim Shirley vs. NC State, 10-6-1951; Ray Yaeger vs. Wake Forest, 10-18-1969; Raymond Priester vs. Maryland, 10-25-1997  
**Season:** 283, Wayne Gallman, 2015  
**Career:** 805, Raymond Priester, 1994-97

### CONSECUTIVE CARRIES

**Game:** 12, Raymond Priester vs. Maryland, 10-25-1997

### RUSHING YARDS

**Half:** 215, Don King vs. Fordham (1st half), 11-8-1952  
**Game:** 263, Raymond Priester vs. Duke, 11-11-1995  
**Season:** 1,527, Wayne Gallman, 2015  
**Career:** 3,966, Raymond Priester, 1994-97

### RUSHING YARDS PER GAME

**Season:** 112.1, Raymond Priester, 1996 (1,345 in 12 games)  
**Career:** 89.6, Terry Allen, 1987-89 (2,778 in 31 games)

### YARDS PER CARRY

**Game:** (Min. 5 Carries) 30.4, Ken Moore (5-152) vs. The Citadel, 11-27-1954  
**Season:** (Min. 200 Yards) 9.9, Derrick Hamilton, 2002 (21-208) (Min. 300 Yards) 7.4, Billy Hair, 1950 (71-525) (Min. 600 Yards) 7.3, C.J. Spiller, 2006 (129-938) (Min. 1,000 Yards) 5.92 by Jackie Calvert, 1948-50 (194-1149) (Min. 2,000 Yards) 5.85 by C.J. Spiller, 2006-09 (606-3547)

### 100-YARD GAMES

**Season:** 9, Wayne Gallman, 2015  
**Career:** 17, Wayne Gallman, 2014-16

### CONSECUTIVE 100-YARD GAMES

**Season:** 5, Kenny Flowers, 1985  
**Career:** 5, Raymond Priester (last four games of 1996, first game of 1997); Kenny Flowers, 1985  
**By a QB:** 4, Woodrow Dantzler, 2000

### 100-YARD GAMES VS. ONE OPPONENT

**Career:** 3, Kenny Flowers vs. Duke, 1983-85  
 3, Wayne Gallman vs. South Carolina, 2014-16

### 200-YARD GAMES

**Season:** 2, Terrence Flagler, 1986  
**Career:** 2, Terrence Flagler, 1982-86; Ray Yaeger, 1967-69; Raymond Priester, 1994-97; Andre Ellington, 2009-12

### RUSHING YARDS IN A SERIES IN A SEASON

**2 Games:** 387, Terrence Flagler, 1986  
**3 Games:** 520, Woodrow Dantzler, 2000  
**4 Games:** 623, Woodrow Dantzler, 2000  
**5 Games:** 744, Terrence Flagler, 1986  
**6 Games:** 858, Terrence Flagler, 1986

## RUSHING YARDS BY A FRESHMAN

**Game:** 234, Don King vs. Fordham, 11-8-1952  
**Season:** 973, Terry Allen, 1987

## RUSHING YARDS BY A QUARTERBACK

**Game:** 220, Woodrow Dantzler vs. Virginia, 9-23-2000  
**Season:** 1,105, Deshaun Watson, 2015  
**Career:** 2,761, Woodrow Dantzler, 1998-01

## RUSHING YARDS BY TWO PLAYERS

**Game:** 358, Raymond Priester (263) & Nealon Greene (95) vs. Duke, 11-11-1995  
**Season:** 2,632, Wayne Gallman (1,527) & Deshaun Watson (1,105), 2015  
**Career\*:** 5,819, Travis Zachery (3,058) & Woodrow Dantzler (2,761), 1998-01  
 \* - two players in the same senior class

## RUSHING TOUCHDOWNS

**Game:** 5, Stumpy Banks vs. Furman, 10-13-1917; Maxcey Welch vs. Newberry, 10-17-1930  
**Season:** 17, Lester Brown, 1978; James Davis, 2006; Wayne Gallman, 2016  
**Career:** 47, James Davis, 2005-08

## PASSING

### PASSING ATTEMPTS

**Half:** 46, Rodney Williams vs. NC State (2nd), 10-24-1987  
**Game:** 70, Deshaun Watson vs. Pittsburgh, 11-12-2016  
**Season:** 579, Deshaun Watson, 2016  
**Career:** 1,402, Tajh Boyd, 2010-13

### PASSING ATTEMPTS PER GAME

**Season:** 38.6, Deshaun Watson, 2016 (579 in 15 games)  
**Career:** 31.8, Deshaun Watson, 2014-16 (1,207 in 38 games)

### COMPLETIONS

**Game:** 52, Deshaun Watson vs. Pittsburgh, 11-12-2016  
**Consecutive Games:** 75, Deshaun Watson, vs. Pittsburgh, Wake Forest, 2016  
**Three Consecutive Games:** 102, Deshaun Watson, vs. Pittsburgh, Wake Forest, South Carolina, 2016  
**Consecutive Games With 20:** 6, Charlie Whitehurst, 2003; 6, Deshaun Watson, 2015  
**Season:** 388, Deshaun Watson, 2016  
**Career:** 901, Tajh Boyd, 2010-13

### COMPLETIONS PER GAME

**Season:** 25.9, Deshaun Watson, 2016 (388 in 15 games)  
**Career:** 21.4, Deshaun Watson, 2014-16 (814 in 38 games)

### CONSECUTIVE COMPLETIONS

**Game:** 15, Cullen Harper vs. Central Michigan, 10-20-2007 (last 15)  
**Season:** 19, Deshaun Watson, 2016 (last 9 vs. South Carolina, first 10 vs. Virginia Tech)

### CONSECUTIVE GAMES COMPLETING A PASS

**Season:** 15, Deshaun Watson, 2015-16  
**Career:** 46, Rodney Williams, 1985-88

### COMPLETION PERCENTAGE

**Game:** (Min. 9 Att.) 100.0, Steve Fuller vs. The Citadel, 9-16-1978 (9-9)  
 (Min. 15 Att.) 95.0, Cole Stoudt vs. SC State, 9-7-2013 (19-20)  
 (Min. 20 Att.) 95.0, Cole Stoudt vs. SC State, 9-7-2013 (19-20)  
**Season:** (Min. 100 Att.) 68.5, Tajh Boyd, 2013 (283-413)  
**Career:** (Min. 200 Att.) 67.4, Deshaun Watson, 2014-16 (814-1207)

### PASSING YARDS

**Game:** 580, Deshaun Watson vs. Pittsburgh, 11-12-2016  
**Season:** 4,593, Deshaun Watson, 2016  
**Career:** 11,904, Tajh Boyd, 2010-13

### PASSING YARDS PER GAME

**Season:** 306.2, Deshaun Watson, 2016  
**Career:** 267.4, Deshaun Watson, 2014-16

### PASSING YARDS IN CONSECUTIVE GAMES

**2 Games:** 789, Tajh Boyd, 2013  
**3 Games:** 1,127, Deshaun Watson, 2016  
**4 Games:** 1,505, Deshaun Watson, 2016  
**5 Games:** 1,775, Deshaun Watson, 2016  
**6 Games:** 2,096, Deshaun Watson, 2016

## YARDS PER COMPLETION

**Game:** (Min. 8 Comp.) 28.0, Tommy Kendrick vs. Virginia, 10-16-1971 (9-252)  
**Season:** (Min. 45 Comp.) 21.3, Bobby Gage, 1947 (47-1002)  
**Career:** (Min. 100 Comp.) 19.9, Bobby Gage, 1945-48 (123-2448)

## YARDS PER PASSING ATTEMPT

**Game:** (Min. 8 Att.) 22.0, Bobby Gage vs. Furman, 11-8-1947 (11-245)  
**Season:** (Min. 100 Att.) 10.70, Deshaun Watson, 2014 (137-1466)  
**Career:** (Min. 200 Att.) 8.81, Bobby Gage, 1945-48 (278-2448)

## 200-YARD PASSING GAMES

**Season:** 13, Tajh Boyd, 2011; Deshaun Watson, 2016  
**Career:** 35, Tajh Boyd, 2010-13

## 300-YARD PASSING GAMES

**Season:** 7, Tajh Boyd, 2012,13; Deshaun Watson, 2016  
**Career:** 18, Tajh Boyd, 2010-13

## PASSING TOUCHDOWNS

**Half:** 5, Tajh Boyd vs. Wake Forest, 10-25-2012 (1st); Tajh Boyd vs. Duke, 11-3-2012 (1st); Tajh Boyd vs. The Citadel, 11-23-2013 (1st)  
**Game:** 6, Deshaun Watson vs. North Carolina, 9-27-2014; Deshaun Watson vs. South Carolina, 11-26-2016  
**Season:** 41, Deshaun Watson, 2016  
**Career:** 107, Tajh Boyd, 2010-13

## PASSING TOUCHDOWNS PER GAME

**Season:** 2.73, Deshaun Watson, 2016 (41 in 15 games)  
**Career:** 2.37, Deshaun Watson, 2014-16 (90 in 38 games)

## PASS EFFICIENCY RATING

**Game:** (Min. 10 Att.) 310.7, Bobby Gage vs. Furman, 11-8-1948 (9-11-245-1-2)  
 (Min. 20 Att.) 261.9, Tajh Boyd vs. Syracuse, 10-5-2013 (20-27-455-2-5)  
**Season:** (Min. 100 Att.) 188.6, Deshaun Watson, 2014  
**Career:** (Min. 300 Att.) 157.5, Deshaun Watson, 2014-16

## PASSES HAD INTERCEPTED

**Game:** 5, Don King vs. Auburn, 11-21-1953  
**Season:** 20, Tommy Kendrick, 1969  
**Career:** 46, Charlie Whitehurst, 2002-05

## LOWEST INTERCEPTION PERCENTAGE

**Season:** (Min. 75 Att.) 1.06, Nealon Greene, 1994 (1 in 94 attempts)  
**Career:** (Min. 100 Att.) 2.45, Cullen Harper, 2005-08 (20 in 815 attempts)

## CONSECUTIVE PASSES WITHOUT AN INTERCEPTION

**Start of Career:** 165, Cullen Harper, 2005-07  
**Season:** 143, Cullen Harper, 2007  
**Career:** 187, Tajh Boyd, 2012-13

## WINS AS A STARTING QUARTERBACK

**True Freshman:** 4, Deshaun Watson, 2014  
**Season:** 14, Deshaun Watson, 2015,16  
**Career:** 32, Rodney Williams, 1985-88; Tajh Boyd, 2010-13; Deshaun Watson, 2014-16

## WINNING PERCENTAGE AS A STARTING QUARTERBACK

**Season:** 100.0, Homer Jordan, 1981 (12-0)  
**Career:** (Min. 15 Games) 91.4, Deshaun Watson, 2014-16 (32-3)

## TOP-25 WINS AS A STARTING QUARTERBACK

**Season:** 5, Deshaun Watson, 2016  
**Career:** 9, Deshaun Watson, 2014-16

## STARTS AT QUARTERBACK

**Career:** 44, Rodney Williams, 1985-88

## CONSECUTIVE STARTS AT QUARTERBACK

**Career:** 40, Tajh Boyd, 2011-13

## TOTAL OFFENSE

### TOTAL OFFENSE PLAYS

**Game:** 79, Tajh Boyd vs. Louisiana State, 12-31-2012  
**Season:** 745, Deshaun Watson, 2016  
**Career:** 1,907, Tajh Boyd, 2010-13 (1,402 passes, 505 rushes)

### TOTAL OFFENSE YARDS

**Game:** 588, Deshaun Watson vs. Pittsburgh, 11-12-2016  
**Season:** 5,219, Deshaun Watson, 2016  
**Career:** 13,069, Tajh Boyd, 2010-13  
**vs. One Team/Career:** 1,255, Tajh Boyd vs. Wake Forest, 2010-13



TAJH BOYD HAD A TIGER-RECORD 901 COMPLETIONS FROM 2010-13.

# INDIVIDUAL RECORDS

## TOTAL OFFENSE YARDS PER GAME

**Season:** 347.9, Deshaun Watson, 2015  
**Career:** 318.3, Deshaun Watson, 2014-16

## TOTAL OFFENSE YARDS PER PLAY

**Game:** 12.9, Tajh Boyd vs. Syracuse, 10-5-2013 (35 plays, -5 rush, 455 pass for 450 yards)  
**Season:** 8.3, Deshaun Watson, 2014 (200 plays, 200 rush, 1,466 pass for 1,666 yards)  
**Career:** 7.4, Deshaun Watson, 2014-16 (1,643 plays, 1,931 rush, 10,163 pass for 12,094 yards)

## 200-YARD TOTAL OFFENSE GAMES

**Season:** 14, Deshaun Watson, 2015-16  
**Career:** 36, Tajh Boyd, 2010-13

## 300-YARD TOTAL OFFENSE GAMES

**Season:** 11, Deshaun Watson, 2016  
**Career:** 22, Tajh Boyd, 2010-13; Deshaun Watson, 2014-16

## 100-YARD RUSHING, 300-YARD TOTAL OFFENSE GAMES

**Season:** 5, Woodrow Dantzler, 2001; Deshaun Watson, 2015  
**Career:** 11, Woodrow Dantzler, 1998-01

## RECEIVING

### RECEPTIONS

**Game:** 16, Sammy Watkins vs. Ohio State, 1-3-2014  
**Season:** 101, Sammy Watkins, 2013  
**Career:** 245, Artavis Scott, 2014-16

### RECEPTIONS PER GAME

**Season:** 7.77 by Sammy Watkins, 2013 (101 in 13 games)  
**Career:** 6.67 by Sammy Watkins, 2011-13 (240 in 36 games)

### RECEIVING YARDS

**Half:** 177, Sammy Watkins vs. Wake Forest, 10-25-2012 (1st)  
**Game:** 227, Sammy Watkins vs. Ohio State, 1-3-2014  
**Season:** 1,464, Sammy Watkins, 2013  
**Career:** 3,391, Sammy Watkins, 2011-13

### RECEIVING YARDS PER GAME

**Season:** 112.6 by Sammy Watkins, 2013 (1,464 in 13 games)  
**Career:** 94.2 by Sammy Watkins, 2011-13 (3,391 in 36 games)

### 100-YARD RECEIVING GAMES

**Season:** 8, Sammy Watkins, 2013  
**Career:** 15, Sammy Watkins, 2011-13  
**Consecutive:** 3, Charlie Waters, 1969; Tony Horne, 1997; Rod Gardner, 2000; DeAndre Hopkins 2011-12; Sammy Watkins, 2011,13

### YARDS PER RECEPTION

**Game:** (Min. 5 rec.) 35.2, Martavis Bryant vs. Georgia Tech, 11-14-2013 (5-176)  
**Season:** (Min. 10 rec.) 32.1, Gary Cooper, 1988 (13-417) (Min. 20 rec.) 22.6, Glenn Smith, 1950 (22-498)  
**Career:** (Min. 35 rec.) 22.2, Martavis Bryant, 2011-13 (61-1354)

### RECEIVING TOUCHDOWNS

**Quarter:** 3, DeAndre Hopkins vs. Ball State, 9-8-2012 (2nd); DeAndre Hopkins vs. Duke, 11-3-2012 (1st)  
**Game:** 3, Dreher Gaskin vs. Auburn, 11-21-1953; Tony Horne vs. Texas-El Paso, 10-4-1997; Rod Gardner vs. North Carolina, 10-21-2000; DeAndre Hopkins vs. Ball State, 9-8-2012; DeAndre Hopkins vs. Duke, 11-3-2012; Mike Williams vs. South Carolina, 11-26-2016  
**Season:** 18, DeAndre Hopkins, 2012  
**Career:** 27, DeAndre Hopkins, 2010-12; Sammy Watkins, 2011-13

### RECEPTIONS BY A RUNNING BACK

**Game:** 9, Jamie Harper vs. Florida State, 11-13-2010  
**Season:** 45, Travis Zachery, 2001  
**Career:** 123, C.J. Spiller, 2006-09

### RECEIVING YARDS BY A RUNNING BACK

**Game:** 108, C.J. Spiller vs. Duke, 11-15-2008  
**Season:** 503, C.J. Spiller, 2009  
**Career:** 1,420, C.J. Spiller, 2006-09

### RECEPTIONS BY A TIGHT END

**Game:** 9, John McMakin vs. Florida State, 11-7-1970; Brandon Ford vs. Louisiana State, 12-31-2012  
**Season:** 50, Dwayne Allen, 2011  
**Career:** 112, Jordan Leggett, 2013-16



DERRICK HAMILTON WAS ONE OF THE NATION'S TOP RETURN SPECIALISTS AT CLEMSON FROM 2001-03.

## RECEIVING YARDS BY A TIGHT END

**Game:** 122, Jordan Leggett vs. Florida State, 10-29-2016  
**Season:** 736, Jordan Leggett, 2016  
**Career:** 1,598, Jordan Leggett, 2013-16

## RECEIVING TOUCHDOWNS BY A TIGHT END

**Game:** 2 by many  
**Season:** 8, Dwayne Allen, 2011; Brandon Ford, 2012; Jordan Leggett, 2015  
**Career:** 18, Jordan Leggett, 2013-16

## CONSECUTIVE GAMES WITH A RECEPTION

**Career:** 38, Artavis Scott, 2014-16

## INTERCEPTIONS

### INTERCEPTIONS

**Quarter:** 3, Brian Dawkins vs. Duke, 11-11-1995  
**Game:** 3, Kit Jackson vs. Wake Forest, 10-30-1965; Leomont Evans vs. NC State, 9-30-1995; Brian Dawkins vs. Duke, 11-11-1995; Alex Ardley vs. Maryland, 10-14-2000; Michael Hamlin vs. The Citadel, 9-6-2008  
**Season:** 8, Robert O'Neal, 1989; Justin Miller, 2002; DeAndre McDaniel, 2009  
**Career:** 17, Terry Kinard, 1979-82

### INTERCEPTION RETURN YARDS

**Game:** 101, Willie Underwood vs. South Carolina, 11-22-1980  
**Season:** 156, Don Kelley, 1970  
**Career:** 275, Rex Varn, 1976-79

### AVERAGE INTERCEPTION RETURN YARDS

**Game:** (Min. 2) 50.5, Willie Underwood vs. South Carolina, 11-22-1980 (2-101)  
**Season:** (Min. 3) 52.0, Don Kelley, 1970 (3-156)  
**Career:** (Min. 5) 27.5, Rex Varn, 1976-79 (10-275)

## INTERCEPTION RETURNS FOR TOUCHDOWNS

**Game:** 1 by many  
**Season:** 3, Arlington Nunn, 1990  
**Career:** 3, Arlington Nunn, 1987-90

## INTERCEPTIONS BY A LINEBACKER

**Game:** 2, Johnny Rembert vs. Western Carolina, 11-25-1982  
**Season:** 6, Johnny Rembert, 1982  
**Career:** 8, Johnny Rembert, 1981,82

## PUNTING

### PUNTS

**Game:** 13, Marion Butler vs. Wake Forest, 10-31-1942; Kevin Laird vs. Florida State, 10-17-1998  
**Season:** 81, David Sims, 1979  
**Career:** 224, Cole Chason, 2003-06

### PUNTING AVERAGE

**Game:** (Min. 3 punts) 55.3, Dale Hatcher vs. Kentucky, 10-2-1982 (3-166)  
**Season:** (Min. 25 punts) 44.5, Chris Gardocki, 1990 (58-2580)  
**Career:** (Min. 50 punts) 43.5, Chris Gardocki, 1988-90 (151-6566)

### NET PUNTING AVERAGE

**Game:** (Min. 4 punts) 51.0, Dawson Zimmerman vs. North Texas, 9-4-2010 (6 punts)  
**Season:** (Min. 25 punts) 42.7, Dale Hatcher, 1984 (54 punts)  
**Career:** (Min. 50 punts) 40.7, Dale Hatcher, 1981-84 (191 punts)

## PUNTS OF 50+ YARDS

**Game:** 6, Banks McFadden vs. Tulane, 9-30-1939 (12 punts)  
**Season:** 22, Banks McFadden, 1939 (65 punts)  
**Career:** 44, Dale Hatcher, 1981-84 (191 punts)

## PUNTS INSIDE THE 20

**Game:** 7, Kevin Laird vs. Louisiana State, 12-28-1996  
**Season:** 28, Bradley Pinion, 2014  
**Career:** 69, Dale Hatcher, 1981-84

## PUNTING YARDS

**Game:** 546, Kevin Laird vs. Virginia Tech, 9-12-1998  
**Season:** 3,468, David Sims, 1979  
**Career:** 8,816, Kevin Laird, 1995-98

## PUNT RETURNS

### PUNT RETURNS

**Game:** 10, Shad Bryant vs. Furman, 11-25-1939  
**Season:** 35, Derrick Hamilton, 2002  
**Career:** 88, Marion Butler, 1941-43,45

### PUNT RETURN YARDS

**Game:** 167\*, Don Kelley vs. Maryland, 10-31-1970 (4 returns)  
**Season:** 487, Shad Bryant, 1938 (27 returns)  
**Career:** 779, Shad Bryant, 1937-39

### PUNT RETURN AVERAGE

**Game:** (Min. 2 Ret.) 51.0, Richie Luzzi vs. Georgia, 9-28-1968 (2-102)  
(Min. 4 Ret.) 41.8\*, Don Kelley vs. Maryland, 10-31-1970 (4-167)  
**Season:** (Min. 10 Att) 16.9, Bobby Gage, 1948 (12-203)  
**Career:** (Min. 20 Att.) 17.5, Streak Lawton, 1934-36 (26-456)

### RETURN YARDS (PR & IR)

**Game:** 223\*, Don Kelley vs. Maryland, 10-31-1970  
**Season:** 545, Don Kelley, 1970  
**Career:** 820, Shad Bryant, 1937-39 (779 PR, 41 IR)

### TAKEAWAY RETURN YARDS (FR & IR)

**Game:** 101, Willie Underwood vs. South Carolina, 11-22-1980  
**Season:** 160, Antwan Edwards, 1998 (104 FR, 56 IR)  
**Career:** 299, Antwan Edwards, 1995-98 (104 FR, 195 IR)

### PUNT RETURNS FOR TOUCHDOWN

**Game:** 1 by many  
**Season:** 2, Shad Bryant, 1938; Don Kelley, 1970; Donnell Woolford, 1987  
**Career:** 2, Shad Bryant, 1937-39; Don Kelley, 1969-71; Donnell Woolford, 1985-88; Justin Miller, 2002-04; Jacoby Ford, 2006-09

### BLOCKED KICKS (PUNTS & PLACEKICKS)

**Game:** 2, Wingo Avery vs. The Citadel, 11-27-1954; Mitch Belton vs. Maryland, 9-23-1989; Rahim Abdullah vs. Auburn, 1-2-1998  
**Season:** 3, Mitch Belton, 1989; Leomont Evans, 1995  
**Career:** 4, Jarvis Jenkins, 2007-10

### BLOCKED PUNTS

**Quarter:** 2, Mitch Belton vs. Maryland (2nd), 9-23-1989  
**Game:** 2, Wingo Avery vs. The Citadel, 11-27-1954; Mitch Belton vs. Maryland, 9-23-1989; Rahim Abdullah vs. Auburn, 1-2-1998  
**Season:** 3, Mitch Belton, 1989  
**Career:** 3, Mitch Belton, 1989,90

# INDIVIDUAL RECORDS

## BLOCKED PLACEKICKS

**Game:** 1 by many  
**Season:** 2, Terrance Dixon, 1992; Jarvis Jenkins, 2010; **Dexter Lawrence, 2016**  
**Career:** 4, Jarvis Jenkins, 2007-10

## KICKOFF RETURNS

### KICKOFF RETURNS

**Game:** 7, John Shields vs. Alabama, 1969; Sammy Watkins vs. West Virginia, 2011  
**Season:** 33, Sammy Watkins, 2011  
**Career:** 74, C.J. Spiller, 2006-09

### KICKOFF RETURN YARDS

**Game:** 282, Justin Miller vs. Florida State, 2004 (6 returns)  
**Season:** 826, Sammy Watkins, 2011  
**Career:** 2,052, C.J. Spiller, 2006-09 (74 returns)

### KICKOFF RETURNS FOR TOUCHDOWN

**Game:** 2, Justin Miller vs. Florida State, 2004  
**Consecutive Games:** 2\*, C.J. Spiller vs. Duke, Wake Forest, 2007  
**Season:** 4\*, C.J. Spiller, 2009  
**Career:** 7^, C.J. Spiller, 2006-09

### KICKOFF RETURN AVERAGE

**Game:** (Min. 2 ret.) 71.5, Derrick Hamilton vs. Maryland, 10-11-2001 (2-153)  
**Season:** (Min 10 ret.) 35.1, Justin Miller, 2002 (13-456)  
**Career:** (Min. 20 ret.) 30.7\*, Justin Miller, 2002-04 (50-1534)

## SCORING

### POINTS

**Game:** 33, Maxcey Welch vs. Newberry, 1930  
**Season:** **138, Greg Huegel, 2015**  
**Career:** 404, Chandler Catanzaro, 2010-13

### POINTS PER GAME

**Season:** 10.2, Fred Cone, 1950 (92 in 9 games)  
**Career:** **8.4, Greg Huegel, 2015,16 (251 in 30 games)**

### TOUCHDOWNS

**Game:** 5, Stumpy Banks vs. Furman, 10-13-1917 (all rushing), Maxcey Welch vs. Newberry, 10-17-1930 (all rushing)  
**Season:** 21, C.J. Spiller, 2009 (12 rushing, 4 receiving, 1 PR, 4 KOR)  
**Career:** 51, C.J. Spiller, 2006-09 (32 rushing, 11 receiving, 1 PR, 7 KOR)

### TOUCHDOWNS (RUN & PASS)

**Game:** 8\*, Tajh Boyd vs. NC State, 11-17-2012  
**Season:** 50, Deshaun Watson, 2016  
**Career:** 133, Tajh Boyd, 2010-13

## TOUCHDOWNS OF 50+ YARDS

**Season:** 9, C.J. Spiller, 2009 (1 run, 3 reception, 1 PR, 4 KOR)  
**Career:** 21, C.J. Spiller, 2006-09 (6 run, 7 reception, 1 PR, 7 KOR)

## TOUCHDOWNS OF 80+ YARDS

**Season:** 4, C.J. Spiller, 2009  
**Career:** 11, C.J. Spiller, 2006-09

## DIFFERENT WAYS ACCOUNTING FOR A TOUCHDOWN

**Season:** 5, C.J. Spiller, 2009 (run, pass, reception, PR, KOR)  
**Career:** 5, C.J. Spiller, 2006-09 (run, pass, reception, PR, KOR); Jacoby Ford, 2006-09 (run, pass, reception, PR, KOR)

## CONSECUTIVE GAMES WITH A TOUCHDOWN

**Season:** 14, C.J. Spiller, 2009  
**Career:** 14, C.J. Spiller, 2009

## TOUCHDOWN RETURNS

**Game:** 2, Walt Laraway vs. The Citadel, 11-27-1954 (1 IR, 1 BPR); Justin Miller vs. Florida State, 9-25-2004 (2 KOR); Kourtnei Brown vs. North Carolina, 10-22-2012 (1 IR, 1 FR)  
**Season:** 5, C.J. Spiller, 2009 (1 PR, 4 KOR)  
**Career:** 8, C.J. Spiller, 2006-09 (1 PR, 7 KOR)

## LONGEST SCORING LATERAL PLAY

**Game:** 65, Don Willis to Shad Bryant vs. George Washington, 11-5-1938

## FUMBLE RETURN YARDS

**Scoring:** 93, Antwan Edwards vs. Virginia, 9-19-1998  
**Non-Scoring:** 83, Tim Childers vs. Western Carolina, 1982

## EXTRA POINTS MADE

**Game:** 11, W.C. Forsythe vs. Bingham, 10-20-1898  
**Season:** **71, Greg Huegel, 2016**  
**Career:** 203, Chandler Catanzaro, 2010-13

## EXTRA POINTS ATTEMPTED

**Game:** 11, W.C. Forsythe vs. Bingham, 10-20-1898  
**Season:** **73, Greg Huegel, 2016**  
**Career:** 207, Chandler Catanzaro, 2010-13

## EXTRA POINTS MADE WITHOUT A MISS

**Season:** 48, Mark Buchholz, 2007  
**Career:** 88, Mark Buchholz, 2007,08

## CONSECUTIVE EXTRA POINTS MADE

**Career:** 88, Mark Buchholz, 2007,08

## FIELD GOALS MADE

**Game:** 6, Jad Dean vs. Texas A&M, 9-3-2005; Richard Jackson vs. Boston College, 9-19-2009  
**Season:** **27, Greg Huegel, 2015**  
**Career:** 72\*, Nelson Welch, 1991-94

## FIELD GOALS ATTEMPTED

**Game:** 6, Chris Gardocki vs. Georgia Tech, 10-13-1990; Nelson Welch vs. NC State, 10-26-1991; Nelson Welch vs. Maryland, 11-14-1992; Jad Dean vs. Texas A&M, 9-3-2005; Mark Buchholz vs. NC State, 9-22-2007; Richard Jackson vs. Boston College, 9-19-2009  
**Season:** 36, Mark Buchholz, 2007  
**Career:** 102\*, Nelson Welch, 1991-94

## FIELD-GOAL PERCENTAGE

**Game:** 100.0, Jad Dean vs. Texas A&M, 9-3-2005 (6-6); Richard Jackson vs. Boston College, 9-19-2009 (6-6)  
**Season:** 94.7, Chandler Catanzaro, 2012 (18-19)  
**Career:** (Min. 20 att.) **80.4, Greg Huegel, 2015,16 (41-51)**

## KICK-SCORING POINTS

**Game:** 19, Jad Dean vs. Texas A&M, 2005; Richard Jackson vs. Boston College, 2009  
**Season:** **138, Greg Huegel, 2015**  
**Career:** 404, Chandler Catanzaro, 2010-13

## MULTIPLE FIELD-GOAL GAMES

**Season:** **9, Greg Huegel, 2015**  
**Career:** 25, Nelson Welch, 1991-94

## CONSECUTIVE FIELD GOALS MADE

**Career:** 20, Chandler Catanzaro, 2011-12

## CONSECUTIVE GAMES MAKING A FIELD GOAL

**Career:** **18, Greg Huegel, 2015,16**

## YARDS ON FIELD GOALS

**Game:** 217, Richard Jackson vs. Boston College, 9-19-2009  
**Season:** **810, Greg Huegel, 2015**  
**Career:** 2,370, Nelson Welch, 1991-94

## AVERAGE MADE FIELD GOAL

**Game:** (Min. 3 made) 48.7, Mark Buchholz vs. Wake Forest, 11-10-2007 (48, 52, 46)  
**Season:** (Min. 10 made) 38.3, Donald Igwebuike, 1984 (16-612)  
**Career:** (Min. 20 made) 38.6, Donald Igwebuike, 1981-84 (32-1237)

## FIELD GOALS OF 40+ YARDS

**Game:** 3, Bob Paulling vs. North Carolina, 11-6-1982; Nelson Welch vs. NC State, 10-29-1991; Mark Buchholz vs. Wake Forest, 11-10-2007; Chandler Catanzaro vs. Troy, 9-3-2011  
**Season:** 10, Chris Gardocki, 1989  
**Career:** 24, Chandler Catanzaro, 2010-13

## FIELD GOALS OF 50+ YARDS

**Game:** 1 by many  
**Season:** 3, Richard Jackson, 2009  
**Career:** 5, Chris Gardocki, 1988-90; Donald Igwebuike, 1981-84

## AVERAGE FIELD-GOAL ATTEMPT

**Game:** (Min. 3) 53.3 by Obed Arii vs. Pittsburgh, 12-30-1977 (3-160)  
**Season:** (Min. 10 att.) 45.4 by Obed Arii, 1977 (20-908)  
**Career:** (Min. 30 Att.) 41.7 by Donald Igwebuike, 1981-84 (43-1792)

## PERCENTAGE OF FIELD GOALS MADE OF 40+ YARDS

**Game:** (Min. 3 Made) 100.0 by Bob Paulling vs. North Carolina, 11-6-1982 (3-3); by Mark Buchholz vs. Wake Forest, 11-10-2007 (3-3); Chandler Catanzaro vs. Troy, 9-3-2011  
**Season:** (Min. 8 Made) 100.0 by Donald Igwebuike, 1984 (8-8) (Min. 10 Made) 81.8 by Nelson Welch, 1992 (9-11)  
**Career:** (Min. 10 Made) 77.1 by Chandler Catanzaro, 2010-13 (24-31)

## MISCELLANEOUS

### ALL-PURPOSE YARDS

**Game:** 345, Sammy Watkins vs. Maryland, 2011 (33 rush, 105 receiving, 207 KOR)  
**Season:** 2,680, C.J. Spiller, 2009 (1,212 rush, 503 receiving, 210 PR, 755 KOR)  
**Career:** 7,588\*, C.J. Spiller, 2006-09

### ALL-PURPOSE YARDS PER GAME

**Season:** 191.4, C.J. Spiller, 2009 (2,680 in 14 games)  
**Career:** 145.9\*, C.J. Spiller, 2006-09 (7,588 in 52 games)

### 200-YARD ALL-PURPOSE GAMES

**Season:** 6, C.J. Spiller, 2009  
**Career:** 8, C.J. Spiller, 2006-09

### 300-YARD ALL-PURPOSE GAMES

**Season:** 3, C.J. Spiller, 2009  
**Career:** 3, C.J. Spiller, 2006-09

### SNAPS BY AN OFFENSIVE LINEMAN

**Season:** 1,096, Eric Mac Lain, 2015  
**Career:** 3,361, Dalton Freeman, 2009-12

### SNAPS BY A QUARTERBACK

**Season:** 1,121, Deshaun Watson, 2015  
**Career:** 2,963, Tajh Boyd, 2010-13

### SNAPS BY A RUNNING BACK

**Season:** 798, Wayne Gallman, 2015  
**Career:** 2,329, Raymond Priester, 1994-97

### SNAPS BY A WIDE RECEIVER

**Season:** 798, Rod Gardner, 1999  
**Career:** 2,408, Aaron Kelly, 2005-08

### SNAPS BY A DEFENSIVE LINEMAN

**Season:** 784, Kevin Dodd, 2015  
**Career:** 2,101, Khaleed Vaughn, 2000-03

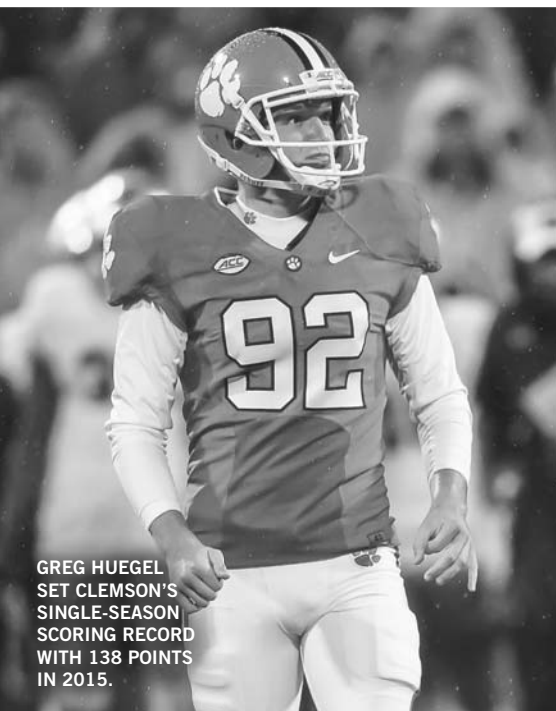
### SNAPS BY A LINEBACKER

**Season:** 930, Kendall Joseph, 2016  
**Career:** 2,353, Chad Carson, 1998-01

### SNAPS BY A DEFENSIVE BACK

**Season:** 993, Coty Sensabaugh, 2011  
**Career:** 2,760, Robert Carswell, 1997-00

\* - ACC record; ^ - NCAA record



GREG HUEGEL SET CLEMSON'S SINGLE-SEASON SCORING RECORD WITH 138 POINTS IN 2015.



# RECORDS BY CLASS

## RUSHING YARDS

<b>FY Freshman:</b>	941 by Ronald Williams (1990)
<b>Freshman:</b>	973 by Terry Allen (1987)
<b>Sophomore:</b>	1527 by Wayne Gallman (2015)
<b>Junior:</b>	1345 by Raymond Priestler (1996)
<b>Senior:</b>	1258 by Terrence Flagler (1986)

## RUSHING YARDS PER GAME

<b>FY Freshman:</b>	85.6 by Ronald Williams (1990)
<b>Freshman:</b>	88.5 by Terry Allen (1987)
<b>Sophomore:</b>	110.2 by Raymond Priestler (1995)
<b>Junior:</b>	112.1 by Raymond Priestler (1996)
<b>Senior:</b>	106.4 by Cliff Austin (1982)

Note: Minimum 75 percent of games played.

## YARDS PER CARRY

<b>FY Freshman:</b>	7.27 by C.J. Spiller (2006)
<b>Freshman:</b>	7.27 by C.J. Spiller (2006)
<b>Sophomore:</b>	7.39 by Billy Hair (1950)
<b>Junior:</b>	6.17 by Ray Mathews (1949)
<b>Senior:</b>	6.55 by Terrence Flagler (1986)

Note: Minimum 70 carries.

## PASSING YARDS

<b>FY Freshman:</b>	1466 by Deshaun Watson (2014)
<b>Freshman:</b>	2526 by Kyle Parker (2009)
<b>Sophomore:</b>	4104 by Deshaun Watson (2015)
<b>Junior:</b>	4593 by Deshaun Watson (2016)
<b>Senior:</b>	3851 by Tajh Boyd (2013)

## PASSING EFFICIENCY

<b>FY Freshman:</b>	188.6 by Deshaun Watson (2014)
<b>Freshman:</b>	188.6 by Deshaun Watson (2014)
<b>Sophomore:</b>	156.3 by Deshaun Watson (2015)
<b>Junior:</b>	165.6 by Tajh Boyd (2012)
<b>Senior:</b>	168.7 by Tajh Boyd (2013)

Note: Minimum 70 passing attempts.

## COMPLETION PERCENTAGE

<b>FY Freshman:</b>	67.9 by Deshaun Watson (2014)
<b>Freshman:</b>	67.9 by Deshaun Watson (2014)
<b>Sophomore:</b>	67.8 by Deshaun Watson (2015)
<b>Junior:</b>	67.2 by Tajh Boyd (2012)
<b>Senior:</b>	68.5 by Tajh Boyd (2013)

Note: Minimum 70 passing attempts.

## PASSING TOUCHDOWNS

<b>FY Freshman:</b>	14 by Deshaun Watson (2014)
<b>Freshman:</b>	20 by Kyle Parker (2009)
<b>Sophomore:</b>	35 by Deshaun Watson (2015)
<b>Junior:</b>	41 by Deshaun Watson (2016)
<b>Senior:</b>	34 by Tajh Boyd (2013)

## RECEPTIONS

<b>FY Freshman:</b>	82 by Sammy Watkins (2011)
<b>Freshman:</b>	82 by Sammy Watkins (2011)
<b>Sophomore:</b>	93 by Artavis Scott (2015)
<b>Junior:</b>	101 by Sammy Watkins (2013)
<b>Senior:</b>	98 by Mike Williams (2016)

## RECEIVING YARDS

<b>FY Freshman:</b>	1219 by Sammy Watkins (2011)
<b>Freshman:</b>	1219 by Sammy Watkins (2011)
<b>Sophomore:</b>	1030 by Mike Williams (2014)
<b>Junior:</b>	1464 by Sammy Watkins (2013)
<b>Senior:</b>	1361 by Mike Williams (2016)

## YARDS PER RECEPTION

<b>FY Freshman:</b>	17.8 by Airese Currie (2001)
<b>Freshman:</b>	18.0 by Ray Williams (1983)
<b>Sophomore:</b>	30.5 by Martavis Bryant (2012)
<b>Junior:</b>	32.1 by Gary Cooper (1988)
<b>Senior:</b>	30.7 by Whitey Jordan (1957)

Note: Minimum 10 receptions.

## RECEIVING TOUCHDOWNS

<b>FY Freshman:</b>	12 by Sammy Watkins (2011)
<b>Freshman:</b>	12 by Sammy Watkins (2011)
<b>Sophomore:</b>	9 by Deon Cain (2016)
<b>Junior:</b>	18 by DeAndre Hopkins (2012)
<b>Senior:</b>	11 by Mike Williams (2016)

## TOTAL OFFENSE

<b>FY Freshman:</b>	1666 by Deshaun Watson (2014)
<b>Freshman:</b>	2661 by Kyle Parker (2010)
<b>Sophomore:</b>	5209 by Deshaun Watson (2015)
<b>Junior:</b>	5219 by Deshaun Watson (2016)
<b>Senior:</b>	4251 by Tajh Boyd (2013)

## POINTS

<b>FY Freshman:</b>	78 by Sammy Watkins (2011)
<b>Freshman:</b>	138 by Greg Huegel (2015)
<b>Sophomore:</b>	118 by Chandler Catanzaro (2011)
<b>Junior:</b>	114 by Mark Buchholz (2007)
<b>Senior:</b>	128 by C.J. Spiller (2009)

## TOTAL TOUCHDOWNS

<b>FY Freshman:</b>	13 by Sammy Watkins (2011)
<b>Freshman:</b>	13 by Sammy Watkins (2011)
<b>Sophomore:</b>	17 by James Davis (2006)
<b>Junior:</b>	18 by Travis Zachery (2000), DeAndre Hopkins (2012)
<b>Senior:</b>	21 by C.J. Spiller (2009)

## FIELD GOALS

<b>FY Freshman:</b>	19 by Chris Gardocki (1988)
<b>Freshman:</b>	27 by Greg Huegel (2015)
<b>Sophomore:</b>	22 by Chris Gardocki (1989), Nelson Welch (1992), Chandler Catanzaro (2011)
<b>Junior:</b>	24 by Jad Dean (2005)
<b>Senior:</b>	23 by Obed Ariri (1980)

## PUNT RETURN YARDS

<b>FY Freshman:</b>	362 by Darnell Stephens (1991)
<b>Freshman:</b>	362 by Darnell Stephens (1991)
<b>Sophomore:</b>	377 by Derrick Hamilton (2002)
<b>Junior:</b>	487 by Shad Bryant (1938)
<b>Senior:</b>	332 by Tony Horne (1997)

## PUNT RETURN AVERAGE

<b>FY Freshman:</b>	12.5 by Darnell Stephens (1991)
<b>Freshman:</b>	12.5 by Darnell Stephens (1991)
<b>Sophomore:</b>	13.8 by Andre Humphrey (1993)
<b>Junior:</b>	18.0 by Shad Bryant (1938)
<b>Senior:</b>	16.9 by Bobby Gage (1948)

Note: Minimum 10 punt returns.

## KICKOFF RETURN YARDS

<b>FY Freshman:</b>	826 by Sammy Watkins (2011)
<b>Freshman:</b>	826 by Sammy Watkins (2011)
<b>Sophomore:</b>	696 by Derrick Hamilton (2002)
<b>Junior:</b>	661 by Justin Miller (2004)
<b>Senior:</b>	755 by C.J. Spiller (2009)

## KICKOFF RETURN AVERAGE

<b>FY Freshman:</b>	35.1 by Justin Miller (2002)
<b>Freshman:</b>	35.1 by Justin Miller (2002)
<b>Sophomore:</b>	29.1 by Joe Henderson (1987)
<b>Junior:</b>	34.5 by Derrick Hamilton (2003)
<b>Senior:</b>	32.8 by C.J. Spiller (2009)

Note: Minimum 10 kickoff returns.

## ALL-PURPOSE YARDS

<b>FY Freshman:</b>	2288 by Sammy Watkins (2011)
<b>Freshman:</b>	2288 by Sammy Watkins (2011)
<b>Sophomore:</b>	1883 by Derrick Hamilton (2002)
<b>Junior:</b>	1770 by C.J. Spiller (2008)
<b>Senior:</b>	2680 by C.J. Spiller (2009)

## TACKLES

<b>FY Freshman:</b>	150 by Anthony Simmons (1995)
<b>Freshman:</b>	150 by Anthony Simmons (1995)

<b>Sophomore:</b>	186 by Keith Adams (1999)
<b>Junior:</b>	170 by Bubba Brown (1978)
<b>Senior:</b>	175 by Jeff Davis (1981)

## SACKS

<b>FY Freshman:</b>	7 by Dexter Lawrence (2016)
<b>Freshman:</b>	7 by Michael Dean Perry (1984), Chester McGlockton (1989), Dexter Lawrence (2016)
<b>Sophomore:</b>	16 by Keith Adams (1999)
<b>Junior:</b>	15.5 by Da'Quan Bowers (2010)
<b>Senior:</b>	12.5 by Gaines Adams (2006)

## TACKLES FOR LOSS

<b>FY Freshman:</b>	11 by Anthony Simmons (1995)
<b>Freshman:</b>	15 by Michael Dean Perry (1984)
<b>Sophomore:</b>	35 by Keith Adams (1999)
<b>Junior:</b>	27 by Leroy Hill (2003)
<b>Senior:</b>	27 by William Perry (1984), Rob Bodine (1991)

## INTERCEPTIONS

<b>FY Freshman:</b>	8 by Robert O'Neal (1989), Justin Miller (2002)
<b>Freshman:</b>	8 by Robert O'Neal (1989), Justin Miller (2002)
<b>Sophomore:</b>	6 by Fred Knoebel (1950)
<b>Junior:</b>	8 by DeAndre McDaniel (2009)
<b>Senior:</b>	6 by many (5)

## PASS BREAKUPS

<b>FY Freshman:</b>	9 by Robert O'Neal (1989), Justin Miller (2002)
<b>Freshman:</b>	10 by Alex Ardley (1998)
<b>Sophomore:</b>	13 by James Lott (1987), Justin Miller (2003)
<b>Junior:</b>	21 by Tye Hill (2004)
<b>Senior:</b>	17 by Dextra Polite (1999)

## PASSES DEFENDED

<b>FY Freshman:</b>	17 by Robert O'Neal (1989), Justin Miller (2002)
<b>Freshman:</b>	17 by Robert O'Neal (1989), Justin Miller (2002)
<b>Sophomore:</b>	17 by James Lott (1987)
<b>Junior:</b>	21 by Tye Hill (2004)
<b>Senior:</b>	21 by Dextra Polite (1999)

Note: Interceptions & pass breakups.

## INTERCEPTION RETURNS YARDS

<b>FY Freshman:</b>	96 by Robert O'Neal (1989)
<b>Freshman:</b>	96 by Robert O'Neal (1989)
<b>Sophomore:</b>	109 by Rex Varn (1977)
<b>Junior:</b>	156 by Don Kelley (1970)
<b>Senior:</b>	128 by Johnny Rember (1982)

## PUNTING AVERAGE

<b>FY Freshman:</b>	43.4 by Dale Hatcher (1981)
<b>Freshman:</b>	43.4 by Dale Hatcher (1981)
<b>Sophomore:</b>	43.0 by Chris Gardocki (1989)
<b>Junior:</b>	44.5 by Chris Gardocki (1990)
<b>Senior:</b>	43.7 by Dale Hatcher (1984)

## SNAPS

<b>Freshman:</b>	1049 by Mitch Hyatt (2015)
<b>Sophomore:</b>	1121 by Deshaun Watson (2015)
<b>Junior:</b>	1115 by Deshaun Watson (2016)
<b>Senior:</b>	1096 by Eric Mac Lain (2015)

FY - first-year



DEON CAIN HAD A SOPHOMORE-RECORD NINE RECEIVING TOUCHDOWNS IN 2016.

# OFFENSIVE TEAM RECORDS

TEAM	
WINS	
Season:	14, 2015,16
Home:	7, 1987, 2011, 2014, 2015
Road:	5, many (last in 2016)
Away From Home:	8, 2016
Conference:	8, 2015
Vs. ACC Teams:	9, 2015
By 1-7 Points:	7, 2016
By 14+ Points:	9, 2012
By a Class:	49, Seniors of 2016
Win % By Class:	87.5 (49-7), Seniors of 2016
TOTAL OFFENSE	
PLAYS	
Game:	102 vs. NC State, 11-17-2012 (58 rush, 44 pass)
Season:	1,221, 2016
Per Game:	81.7, 2012 (1,062 in 13 games)
YARDS	
Half:	487 vs. Duke, 11-3-2012 (1st)
Game:	756 vs. Wake Forest, 10-31-1981
Season:	7,718, 2015
Per Game:	514.5, 2015 (7,718 in 15 games)
400-Yard Games:	14, 2016
500-Yard Games:	12, 2015
600-Yard Games:	3, 2012
700-Yard Games:	2, 2012
YARDS PER PLAY	
Game:	11.2 vs. Georgia Tech, 10-17-1903 (55-615)
Modern Record:	10.7 vs. Presbyterian College, 9-22-1945 (56-597)
Since 1950:	9.6 vs. Temple, 10-12-2006 (58-559)
Season:	6.5, 2006 (822-5342)
RUSHING	
CARRIES	
Game:	78 vs. Duke, 10-20-1979
Season:	741, 1978
Per Game:	61.8, 1978 (741 in 12 games)
RUSHING YARDS	
Game:	615 vs. Georgia Tech, 10-17-1903
Modern Record:	536 vs. Wake Forest, 10-31-1981
Season:	3,469, 1978
Per Game:	289.1, 1978 (3,469 in 12 games)
200-Yard Games:	11, 1978, 1986, 2015
300-Yard Games:	5, 1978
YARDS PER CARRY	
Game:	11.2 vs. Georgia Tech, 10-17-1903 (55-615)
Modern Record:	10.3 vs. Presbyterian College, 9-22-1945 (50-516)
Season:	5.7, 2006 (495-2832)
PASSING	
MOST ATTEMPTS	
Game:	70 vs. Pittsburgh, 11-12-2016
Season:	629, 2016
Per Game:	41.9, 2016 (629 in 15 games)
FEWEST ATTEMPTS	
Game:	0 vs. South Carolina, 10-25-1956
Season:	65, 1938
Per Game:	7.2, 1938 (65 in 9 games)
MOST COMPLETIONS	
Game:	52 vs. Pittsburgh, 11-12-2016
Season:	422, 2016
Per Game:	28.1, 2016 (422 in 15 games)
FEWEST COMPLETIONS	
Game:	0 vs. many (last vs. Virginia Tech, 11-3-1956)
Season:	21, 1944
Per Game:	2.3, 1944 (21 in 9 games)
YARDS PER ATTEMPT	
Game (min 15):	18.20 vs. Duke, 10-19-1963 (20-364)
Season:	9.79, 1950 (126-1233)
YARDS PER COMPLETION	
Game (min 10):	28.0 vs. Duke, 10-19-1963 (13-364)
Season:	23.3, 1950 (53-1233)

LOWEST INTERCEPTION PERCENTAGE	
Game:	0.0 vs. Duke, 11-2-2002 (54 attempts)
Season:	1.3, 2007 (6-455)
Per Game:	0.3, 1988 (4 in 12 games)
MOST PASSING YARDS	
Game:	580 vs. Pittsburgh, 11-12-2016
Season:	5,009, 2016
Per Game:	333.9, 2016 (5,009 in 15 games)
200-Yard Games:	15, 2016
300-Yard Games:	13, 2016
FEWEST PASSING YARDS	
Game:	0 vs. many (last vs. Virginia Tech, 11-3-1956)
Season:	346, 1956
Per Game:	31.5, 1956 (346 in 11 games)
COMPLETION PERCENTAGE	
Game (min 15 att):	88.2 vs. The Citadel, 9-16-1978 (15-17)
Game (min 20 att):	85.2 vs. NC State, 2001 (23-27); Central Michigan, 2007 (23-27)
Season:	69.2, 2013 (341-493)
PASSING EFFICIENCY	
Game (min 15 att):	262.9 vs. Furman, 9-15-2007 (18-22-317-0-4)
Season:	164.2, 2013 (341-493-4330-12-39)
PASSES HAD INTERCEPTED	
Game:	7 vs. South Carolina, 10-25-1945
Season:	24, 1969
Per Game:	2.4, 1969 (24 in 10 games)
SCORING	
TOUCHDOWNS	
Game:	12 vs. Wake Forest, 10-31-1981
Season:	75, 2016
Per Game:	5.3, 2013 (69 in 13 games)
TOUCHDOWNS RUSHING	
Game:	11 vs. Presbyterian College, 9-25-1948
Season:	39, 1978
Per Game:	3.5, 1950 (35 in 10 games)
TOUCHDOWNS PASSING	
Game:	6 vs. Central Michigan, 10-20-2007; Duke, 11-3-2012; The Citadel, 11-23-2013; North Carolina, 9-27-2014; South Carolina, 11-26-2016
Season:	45, 2016
Per Game:	3.1, 2012 (40 in 13 games)
TOUCHDOWNS BY RETURN	
Game:	3 vs. Georgia, 11-7-1914 (3 PR)
Modern:	2 vs. many (last vs. SC State, 9-7-2013 (2 IR))
Season:	7, 1990 (4 INT, 2 KOR, 1 FR); 2009 (4 KOR, 2 PR, 1 IR)
Per Game:	0.6, 1990 (7 in 12 games)
TOUCHDOWNS BY PUNT RETURNS	
Game:	3 vs. Georgia, 11-7-1914
Season:	3, 1914 (modern mark - 2 in 1938,48,54,70,87,09)
Per Game:	0.2, 1938 (2 in 9 games)
TOUCHDOWNS BY KICKOFF RETURNS	
Game:	2 vs. Florida State, 9-25-2004
Season:	4, 2009
Per Game:	0.3, 2009 (4 in 14 games)
TOUCHDOWNS BY INTERCEPTION RETURNS	
Game:	2 vs. Wake Forest, 10-12-1940; SC State, 9-7-2013
Season:	4, 1990
Per Game:	0.3, 1940 (3 in 9 games); 1990 (4 in 12 games)
TOUCHDOWNS BY FUMBLE RETURNS	
Game:	1 vs. many
Season:	2, 1996, 1998, 2006, 2013
POINTS	
Game:	122 vs. Guilford, 10-5-1901
Season:	588, 2016
Per Game:	41.0, 2012 (533 in 13 games)
HIGHEST SCORES	
50-Point Games:	5, 2013
40-Point Games:	8, 2012,13
30-Point Games:	12, 2015,16

SCORING MARGIN	
Game:	+122 (122-0) vs. Guilford, 10-5-1901
Season/Game:	+35.3 in 1900
Modern Record:	+26.7 in 1950
Since 1953:	+19.8 in 1978
FIELD GOALS	
Game:	6 vs. Texas A&M, 9-3-2005; Boston College, 9-19-2009
Season:	28, 2015
Per Game:	2.1, 1980 (23 in 11 games)
FIELD-GOAL ATTEMPTS	
Game:	6 vs. Georgia, 9-17-1983; NC State, 10-26-1991; Maryland, 11-14-1992; Texas A&M, 9-3-2005; NC State, 9-22-2007; Boston College, 9-19-2009
Season:	36, 2007
Per Game:	2.8, 2007 (36 in 13 games)
FIELD-GOAL PERCENTAGE	
Game:	100.0 vs. Texas A&M, 9-3-2005 (6-6); Boston College, 9-19-2009 (6-6)
Season:	94.4, 1984 (17-18)
EXTRA POINTS MADE	
Game:	10 vs. Presbyterian College, 9-22-1945; Wake Forest, 10-31-1981; Central Michigan, 10-20-2007
Season:	72, 2016
EXTRA POINTS ATTEMPTED	
Game:	12 vs. Wake Forest, 10-31-1981
Season:	74, 2016
EXTRA-POINT PERCENTAGE	
Game:	100.0 vs. many
Season:	100.0, 2007 (50-50)
SPECIAL TEAMS	
PUNTS	
Game:	18 vs. Furman, 11-24-1932
Season:	91, 1939
Per Game:	10.0, 1945 (90 in 9 games)
PUNTING YARDS	
Game:	546 vs. Virginia Tech, 9-12-1998
Season:	3,731, 1939
Per Game:	373.1, 1939 (3,731 in 10 games)
PUNTING AVERAGE	
Game (min. 3):	56.7 vs Wake Forest, 11-1-1986 (3-170)
Season:	44.0, 1984 (56-2463)
PUNT RETURNS	
Game:	11 vs. George Washington, 10-31-1941; Georgia Tech, 9-26-1987
Season:	53, 1945, 1987
Per Game:	5.8, 1941 (52 in 9 games)
PUNT RETURN YARDS	
Game:	227 vs. Georgia Tech, 9-26-1987
Season:	720, 1987
Per Game:	64.8, 1938 (584 in 9 games)
PUNT RETURN AVERAGE	
Game (min 3):	41.8 vs. Maryland, 10-31-1970 (4-167)
Season:	17.1, 1948 (37-634)
KICKOFF RETURNS	
Game:	10 vs. Georgia Tech, 9-30-1944; West Virginia, 1-4-2012
Season:	63, 2011
Per Game:	6.3, 1946 (57 in 9 games)
KICKOFF RETURN YARDS	
Game:	286 vs. Florida State, 9-25-2004
Season:	1,405, 2011
Per Game:	107.9, 1970 (1,187 in 11 games)
KICKOFF RETURN AVERAGE	
Game (min 3):	55.7 vs. Duke, 11-3-2007 (3-167)
Season:	27.7, 2003 (29-803)



# OFFENSIVE TEAM RECORDS

## MISCELLANEOUS

### THIRD-DOWN CONVERSION PERCENTAGE

**Game:** 100.0 vs. Wake Forest, 10-31-1981 (12-12)  
**Season:** 51.6, 1978 (99-192)

### FIRST DOWNS

**Game:** 40 vs. South Carolina, 11-26-2016  
**Season:** 403, 2016  
**Per Game:** 26.9, 2016 (403 in 15 games)

### FIRST DOWNS RUSHING

**Game:** 27 vs. Presbyterian College, 9-21-1957; Wake Forest, 10-31-1981  
**Season:** 192, 1978  
**Per Game:** 16.0, 1978 (192 in 12 games)

### FIRST DOWNS PASSING

**Game:** 31 vs. Pittsburgh, 11-12-2016  
**Season:** 235, 2016  
**Per Game:** 15.7, 2016 (235 in 15 games)

## PENALTIES

**Game:** 20 vs. NC State, 10-13-2001  
**Season:** 104, 1987, 2000  
**Per Game:** 8.7, 1987, 2000 (104 in 12 games)

### PENALTY YARDS

**Game:** 181 vs. NC State, 10-13-2001  
**Season:** 962, 2000  
**Per Game:** 80.2, 2000

### TIME OF POSSESSION

**Game:** 42:58 vs. North Carolina, 11-7-1992  
**Season:** 478:53, 2015  
**Per Game:** 34:15, 1989 (410:57 in 12 games)

### FEWEST TURNOVERS

**Game:** 0 vs. many  
**Season:** 8, 1940  
**Per Game:** 0.9, 1940 (8 in 9 games)

### TURNOVER MARGIN

**Game:** +7 vs. Duke, 10-19-1968; vs. Georgia, 9-19-1981  
**Season:** +23, 1989 (15-38 in 12 games)  
**Per Game:** +2.1, 1940 (+19 in 9 games)

## MOST FUMBLES

**Game:** 14 vs. Presbyterian College, 9-19-1953  
**Season:** 49, 1963  
**Per Game:** 4.9, 1963 (49 in 10 games)

### FEWEST FUMBLES

**Game:** 0 vs. many teams  
**Season:** 13, 1938  
**Per Game:** 1.4, 1938 (13 in 9 games)

### MOST FUMBLES LOST

**Game:** 5 vs. many teams  
**Season:** 26, 1963, 1975  
**Per Game:** 2.6, 1963 (26 in 10 games)

### FEWEST FUMBLES LOST

**Game:** 0 vs. many teams  
**Season:** 2, 1994  
**Per Game:** 0.2, 1994 (2 in 11 games)

# DEFENSIVE TEAM RECORDS

## TOTAL DEFENSE

### PLAYS

**Game:** 29 vs. Furman, 11-25-1939  
**Season:** 462, 1943  
**Per Game:** 52.0, 1940 (468 in 9 games)

### YARDS

**Game:** -12 vs. Furman, 11-6-1948  
**Season:** 1,575, 1939  
**Per Game:** 157.5, 1939 (1,575 in 10 games)

### YARDS PER PLAY

**Game:** -0.3 vs. Furman, 11-6-1948  
**Season:** 3.0, 1939

## RUSHING

### CARRIES

**Game:** 14 vs. Presbyterian College, 9-20-1941  
**Season:** 334, 1941  
**Per Game:** 32.8, 1986 (394 in 12 games)

### RUSHING YARDS

**Game:** -29 vs. Furman, 9-7-1996  
**Season:** 733, 1991  
**Per Game:** 61.1, 1991 (733 in 12 games)

### YARDS PER CARRY

**Game:** -1.5 vs. Furman, 9-20-1941  
**Season:** 1.8, 1991 (402-733)

## PASSING

### PASSING ATTEMPTS

**Game:** 0 vs. many  
**Season:** 105, 1938  
**Per Game:** 10.9, 1939 (109 in 10 games)

### COMPLETIONS

**Game:** 0 vs. many  
**Season:** 32, 1939  
**Per Game:** 3.2, 1939 (32 in 10 games)

### PASSING YARDS

**Game:** -4 vs. The Citadel, 11-23-2013  
**Season:** 449, 1939

### COMPLETION PERCENTAGE

**Game:** 0.0 vs. Rice, 10-31-1959 (0-13)  
**Season:** 29.4, 1939

## INTERCEPTIONS

**Game:** 6 vs. South Carolina, 11-27-1971; NC State, 9-30-1995  
**Season:** 25, 1951  
**Per Game:** 2.5, 1951 (25 in 10 games)

### INTERCEPTION RETURN YARDS

**Game:** 143 vs. Maryland, 10-31-1970  
**Season:** 368, 2008  
**Per Game:** 36.1, 1951 (361 in 10 games)

## SPECIAL TEAMS

### KICKOFF RETURN YARDS

**Game:** 0 vs. many  
**Season:** 346, 1976

### KICKOFF RETURN YARDS PER RETURN

**Game:** 0.0 vs. many  
**Season:** 14.7, 1952

### PUNT RETURN YARDS

**Game:** -5 vs. Ohio State, 1-3-2014  
**Season:** 44, 2016

### PUNT RETURN YARDS PER RETURN

**Game:** -4.0 vs. Furman, 9-15-2007; Central Michigan, 10-20-2007  
**Season:** 2.7, 1977 (24-65)

### BLOCKED PUNTS

**Game:** 3 vs. Auburn, 1-2-1998  
**Season:** 5, 1944

### BLOCKED KICKS

**Game:** 3 vs. Georgia, 10-7-1995; Auburn, 1-2-1998  
**Season:** 8, 1995

## SCORING

### POINTS

**Game:** 0 vs. many  
**Season:** 45, 1939  
**Per Game:** 4.5, 1939 (45 in 10 games)

### SHUTOUTS

**Season:** 7, 1928  
**Consecutive:** 6, 1928

### TOUCHDOWNS

**Game:** 0 vs. many  
**Season:** 6, 1939  
**Per Game:** 0.6, 1939 (6 in 10 games)

## RUSHING TOUCHDOWNS

**Game:** 0 vs. many  
**Season:** 5, 1938, 1939, 1979, 1981  
**Per Game:** 0.4, 1979, 1981 (5 in 12 games)

### PASSING TOUCHDOWNS

**Game:** 0 vs. many  
**Season:** 0, 1951

## MISCELLANEOUS

### SACKS

**Game:** 12 vs. Furman, 9-7-1996  
**Season:** 49, 2016 (322 yards)  
**Per Game:** 4.2, 1992 (46 in 11 games)

### PASS BREAKUPS

**Game:** 18 vs. The Citadel, 10-4-1986  
**Season:** 96, 1989  
**Per Game:** 8.0, 1989 (96 in 12 games)

### RECOVERED FUMBLES

**Game:** 6 vs. Duke, 10-16-1965  
**Season:** 21, 1956  
**Per Game:** 1.9, 1956 (21 in 11 games)

### FUMBLE RETURNS

**Game:** 2 vs. NC State, 10-4-2014  
**Season:** 6, 1996, 2006

### FUMBLE RETURN YARDS

**Game:** 93 vs. Virginia, 9-19-1998  
**Season:** 125, 2006

### FIRST DOWNS

**Game:** 0 vs. The Citadel, 12-4-1948  
**Season:** 80, 1939  
**Per Game:** 8.0, 1939 (80 in 10 games)

### TACKLES FOR LOSS

**Game:** 19 vs. NC State, 10-24-1987  
**Season:** 131, 2014  
**Per Game:** 10.2, 2004 (112 in 11 games)

### TURNOVERS FORCED

**Game:** 9 vs. Georgia, 9-19-1981  
**Season:** 41, 1981  
**Per Game:** 3.4, 1981 (41 in 12 games)

# SINGLE-GAME TEAM BESTS

## MOST RUSHING YARDS BY CLEMSON

Yds	Site - Opponent (Score CU-Opp.)	Date
615	A - Georgia Tech (73-0)	10-17-1903
536	H - Wake Forest (82-24)	10-31-1981
516	H - Presbyterian College (76-0)	9-22-1945
448	H - Furman (41-0)	11-6-1948
440	H - Chattanooga (54-3)	10-3-1992
439	H - Presbyterian College (66-0)	9-21-1957
436	H - Presbyterian College (55-0)	9-23-1950
436	H - Wake Forest (55-7)	9-16-2000
434	A - Furman (40-20)	11-26-1955
433	H - South Carolina (39-21)	11-23-1974
433	H - Duke (34-17)	11-11-1995

## FEWEST RUSHING YARDS BY CLEMSON

Yds	Site - Opponent (Score CU-Opp.)	Date
-15	A - Boston College (7-14)	10-10-1942
-1	A - Boston College (22-32)	9-26-1947
0	N1 - Alabama (10-34)	8-30-2008
3	A - North Carolina (0-24)	11-6-1993
4	N2 - Nebraska (21-26)	1-1-2009
6	H - Wake Forest (14-16)	10-4-1947
8	A - South Carolina (6-33)	10-21-1943
8	H - Virginia Tech (23-41)	10-6-2007
10	A - Maryland (7-21)	10-4-2003
17	A - Virginia Tech (11-31)	9-23-1999

N1 - Atlanta, Ga.; N2 - Jacksonville, Fla. (Gator Bowl)

## MOST RUSHING YARDS BY OPPONENT

Yds	Site - Opponent (Score CU-Opp.)	Date
478	A - Tulane (20-36)	11-18-1944
475	A - Oklahoma (3-52)	9-30-1972
458	A - South Carolina (20-56)	11-22-1975
444	A - Wake Forest (20-36)	10-17-1970
437	A - Alabama (0-56)	9-20-1975
434	A - Texas A&M (0-24)	9-14-1974
409	H - NC State (7-45)	10-25-1975
406	A - Maryland (23-41)	11-17-1984

## FEWEST RUSHING YARDS BY OPPONENT

Yds	Site - Opponent (Score CU-Opp.)	Date
-29	H - Furman (19-3)	9-7-1996
-21	A - Furman (34-6)	11-22-1941
-20	H - Utah State (35-6)	10-16-2004
-17	H - Furman (41-0)	11-6-1948
-16	H - Long Beach State (59-0)	9-1-1990
-14	H - Kentucky (24-6)	10-2-1982
-11	A - Furman (14-3)	11-25-1939
-10	H - SC State (54-0)	9-20-2008
-9	H - Auburn (34-18)	11-22-1947
-6	A - North Carolina (35-3)	11-4-1989

## MOST RUSHING YARDS BY BOTH TEAMS

Yds	Teams & Yards	Site - (Score CU-Opp.)	Date
707	CU 397, South Carolina 310	H - (41-23)	11-25-1978
697	CU 433, South Carolina 264	H - (39-21)	11-23-1974
690	CU 232, South Carolina 458	A - (20-56)	11-22-1975
671	CU 283, NC State 388	A - (21-38)	10-23-1976
656	CU 323, Georgia Tech 333	N1 - (34-39)	12-5-2009
653	CU 390, North Carolina 263	H - (43-32)	11-9-1974
635	CU 160, Oklahoma 475	A - (3-52)	9-30-1972
633	CU 398, Presbyterian College 235	H - (69-7)	9-17-1949
629	CU 300, North Carolina 329	H - (23-27)	11-6-1976
624	CU 536, Wake Forest 88	H - (82-24)	10-31-1981

N1 - Tampa, Fla. (ACC Championship Game)

## FEWEST RUSHING YARDS BY BOTH TEAMS

Yds	Teams & Yards	Site - (Score CU-Opp.)	Date
72	CU 41, Florida State 31	H - (28-35)	9-20-1997
86	CU 56, Virginia 30	A - (13-3)	11-22-2008
107	CU 47, Boston College 60	H - (17-20)	11-17-2007
109	CU 46, NC State 63	H - (14-13)	11-6-2010
114	CU 101, Florida State 13	A - (17-23^)	9-20-2014
119	CU 46, South Carolina 73	A - (8-13)	10-21-1954
119	CU 36, Maryland 83	H - (10-7)	10-23-2004
121	CU 56, Virginia Military 65	N1 - (0-0)	9-26-1942
124	CU 72, Louisville 52	H - (23-17)	10-11-2014
128	CU 99, Florida State 29	H - (35-30)	9-24-2011

N1 - Lynchburg, Va.

## MOST PASSING YARDS BY CLEMSON

Yds	(C-A)	Site - Opponent (Score CU-Opp.)	Date
580	(52-70)	H - Pittsburgh (42-43)	11-12-2016
468	(24-33)	A - Syracuse (49-14)	10-5-2013
467	(32-42)	H - SC State (73-7)	9-6-2014
436	(28-39)	H - North Carolina (50-35)	9-27-2014
435	(34-45)	A - Virginia (59-10)	11-2-2013
433	(29-40)	A - Wake Forest (42-13)	10-25-2012
426	(30-44)	H - NC State (62-48)	11-17-2012

420	(34-52)	A - Duke (34-31)	11-2-2002
420	(27-42)	H - Boston College (34-17)	10-17-2015
420	(36-57)	N1 - Alabama (35-31)	1-9-2017

N1 - Tampa, Fla. (CFP National Championship Game)

## FEWEST PASSING YARDS BY CLEMSON

Yds	(C-A)	Site - Opponent (Score CU-Opp.)	Date
-1	(1-6)	A - Maryland (6-6)	11-10-1956
0	(0-3)	N1 - George Washington (27-0)	11-5-1938
0	(0-4)	H - Presbyterian College (32-13)	9-19-1942
0	(0-2)	A - South Carolina (6-33)	10-21-1943
0	(0-2)	A - South Carolina (20-13)	10-19-1944
0	(0-8)	A - South Carolina (0-6)	10-23-1952
0	(0-6)	A - Fordham (12-12)	11-8-1952
0	(0-5)	H - Presbyterian College (33-7)	9-19-1953
0	(0-0)	A - South Carolina (7-0)	10-25-1956
0	(0-2)	H - Virginia Tech (21-6)	11-3-1956

N1 - Greenville, S.C.

## MOST PASSING YARDS BY OPPONENT

Yds	(C-A)	Site - Opponent (Score CU-Opp.)	Date
521	(27-43)	A - Florida State (7-54)	11-4-2000
493	(29-53)	H - NC State (62-48)	11-17-2012
464	(39-52)	N2 - Texas Tech (15-55)	12-23-2002
454	(35-57)	H - Georgia Tech (28-31)	10-28-2000
444	(22-35)	H - Florida State (14-51)	10-19-2013
442	(29-37)	A - Florida State (0-57)	9-11-1993
418	(27-41)	A - Maryland (23-53)	11-14-1992
407	(32-46)	N3 - West Virginia (33-70)	1-4-2012
401	(29-59)	N1 - Louisiana Tech (49-24)	12-31-2001
395	(30-54)	A - NC State (43-22)	9-30-1995

N1 - Boise, Idaho (Humanitarian Bowl); N2 - Orlando, Fla. (Tangerine Bowl); N3 - Miami Gardens, Fla. (Orange Bowl)

## FEWEST PASSING YARDS BY OPPONENT

Yds	(C-A)	Site - Opponent (Score CU-Opp.)	Date
-4	(1-5)	H - The Citadel (52-6)	11-23-2013
0	(0-10)	H - Presbyterian College (26-0)	9-17-1938
0	(0-0)	A - Wake Forest (7-0)	10-28-1938
0	(0-7)	A - George Washington (19-0)	10-31-1941
0	(0-4)	A - Miami (Fla.) (6-7)	11-2-1945
0	(0-7)	A - The Citadel (20-0)	12-4-1948
0	(0-2)	H - Presbyterian College (69-7)	9-17-1949
0	(0-9)	A - South Carolina (14-14)	10-19-1950
0	(1-9)	A - Virginia (20-7)	9-24-1955
0	(0-13)	A - Rice (19-0)	10-31-1959

## MOST PASSING YARDS BY BOTH TEAMS

Yds	Teams & Yards	Site - (Score CU-Opp.)	Date
919	CU 426, NC State 493	H - (62-48)	11-17-2012
888	CU 580, Pittsburgh 308	H - (42-43)	11-12-2016
830	CU 436, North Carolina 394	H - (50-35)	9-27-2014
783	CU 319, Texas Tech 464	N1 - (15-55)	12-23-2002
740	CU 405, Alabama 335	N2 - (40-45)	1-11-2016
736	CU 367, Boston College 369	A - (45-31)	9-29-2012
730	CU 420, Duke 310	A - (34-31)	11-2-2002
703	CU 329, NC State 374	H - (39-46)	10-31-1998
691	CU 273, Maryland 418	A - (23-53)	11-14-1992
689	CU 373, North Carolina 316	H - (59-38)	10-22-2011

N1 - Orlando, Fla. (Tangerine Bowl); N2 - Glendale, Ariz. (CFP National Championship Game)

## FEWEST PASSING YARDS BY BOTH TEAMS

Yds	Teams & Yards	Site - (Score CU-Opp.)	Date
4	CU 4, George Washington 0	A - (19-0)	10-31-1941
11	CU -1, Maryland 12	A - (6-6)	11-10-1956
27	CU 0, South Carolina 27	A - (20-13)	10-19-1944
33	CU 27, Furman 6	A - (14-3)	11-25-1939
33	CU 12, Presbyterian College 21	H - (34-0)	9-25-1944
34	CU 34, Rice 0	A - (19-0)	10-31-1959
39	CU 10, Tulane 29	A - (0-13)	11-2-1940
39	CU 39, Virginia 0	A - (20-7)	9-24-1955
40	CU 0, Virginia Tech 40	H - (21-6)	11-3-1956
42	CU 39, George Washington 3	H - (0-7)	11-7-1942

## PASSING ATTEMPTS BY CLEMSON

Att.	Com.	Site - Opponent (Score CU-Opp.)	Date
70	52	H - Pittsburgh (42-43)	11-12-2016
67	38	H - Virginia Tech (23-41)	10-6-2007
57	35	A - Wake Forest (17-45)	11-1-2003
57	36	N3 - Alabama (35-31)	1-9-2017
56	25	N1 - Mississippi State (7-17)	12-30-1999
56	25	N2 - Texas Tech (15-55)	12-23-2002
55	25	A - Maryland (23-53)	11-14-1992
55	31	H - Miami (Fla.) (30-36^^^)	9-17-2005
54	21	H - NC State (28-30)	10-24-1987
53	27	H - Troy (30-24)	9-10-2016
52	34	A - Duke (34-31)	11-2-2002
52	39	H - NC State (24-17^)	10-15-2016

N1 - Atlanta, Ga. (Peach Bowl); N2 - Orlando, Fla. (Tangerine Bowl); N3 - Tampa, Fla. (CFP National Championship Game)

## PASSING ATTEMPTS BY OPPONENT

Att.	Com.	Site - Opponent (Score CU-Opp.)	Date
59	29	N1 - Louisiana Tech (49-24)	12-31-2001
58	24	H - The Citadel (24-0)	10-4-1986
57	35	H - Georgia Tech (28-31)	10-28-2000
57	24	H - Duke (59-31)	12-1-2001
56	28	A - Wake Forest (35-33)	11-1-1980
56	30	H - NC State (30-10)	10-21-1989
56	31	N2 - Tennessee (27-14)	1-2-2004
54	30	A - NC State (43-22)	9-30-1995
53	34	A - Duke (38-31)	10-15-1983
53	29	H - NC State (62-48)	11-17-2012

N1 - Boise, Idaho (Humanitarian Bowl); N2 - Atlanta, Ga. (Peach Bowl)

## COMPLETIONS BY CLEMSON

Co.	Att.	Site - Opponent (Score CU-Opp.)	Date
52	70	H - Pittsburgh (42-43)	11-12-2016
39	52	H - NC State (24-17^)	10-15-2016
38	67	H - Virginia Tech (23-41)	10-6-2007
36	57	N2 - Alabama (35-31)	1-9-2017
36	51	H - SC State (52-13)	9-7-2013
36	50	N1 - Louisiana State (25-24)	12-31-2012
35	57	A - Wake Forest (17-45)	11-1-2003
35	48	A - Syracuse (37-27)	11-14-2015
34	52	A - Duke (34-31)	11-2-2002
34	45	A - Virginia (59-10)	11-2-2013

N1 - Atlanta, Ga. (Chick-fil-A Bowl); N2 - Tampa, Fla. (CFP National Championship Game)

## COMPLETIONS BY OPPONENT

Co.	Att.	Site - Opponent (Score CU-Opp.)	Date
39	52	N1 - Texas Tech (15-55)	12-23-2002
35	57	H - Georgia Tech (28-31)	10-28-2000
34	53	A - Duke (38-31)	10-15-1983
33	48	H - Virginia (30-27^)	10-11-2003
32	46	N3 - West Virginia (33-70)	1-4-2012
31	47	A - Rice (10-29)	9-23-1972
31	56	N2 - Tennessee (27-14)	1-2-2004
31	47	H - Boston College (17-20)	11-17-2007

N1 - Orlando, Fla. (Tangerine Bowl); N2 - Atlanta, Ga. (Peach Bowl); N3 - Miami Gardens, Fla. (Orange Bowl)

## COMPLETION PERCENTAGE BY CLEMSON

Pct.	C-A	Site - Opponent (Score CU-Opp.)	Date
88.2	(15-17)	H - The Citadel (58-3)	9-16-1978
86.7	(13-15)	A - South Carolina (41-24)	11-23-1991
85.2	(23-27)	A - NC State (45-37)	10-13-2001
85.2	(23-27)	H - Central Michigan (70-14)	10-20-2007
83.3	(30-36)	H - South Carolina (56-7)	11-26-2016
82.1	(23-28)	H - Middle Tennessee (37-14)	9-13-2003
81.8	(18-22)	A - Maryland (28-24)	9-10-2005
81.8	(18-22)	H - Furman (38-10)	9-15-2007
81.1	(30-37)	H - Wofford (49-10)	9-5-2015
80.0	(12-15)	A - Duke (21-15)	10-18-1975
80.0	(12-15)	A - South Carolina (47-21)	11-22-1997
80.0	(12-15)	H - Furman (33-0)	9-5-1998

Note: Minimum 15 passing attempts.

## COMPLETION PERCENTAGE BY OPPONENT

Pct.	C-A	Site - Opponent (Score CU-Opp.)	Date
84.6	(22-26)	A - NC State (24-17)	10-20-1990
80.0	(20-25)	A - Wake Forest (27-31)	10-1-2005
79.2	(19-24)	A - Wake Forest (27-17)	10-7-2006
78.4	(29-37)	A - Florida State (0-57)	9-11-1993
77.8	(14-18)	H - North Carolina (3-38)	10-20-2001
77.3	(17-22)	H - NC State (12-29)	9-10-1994
77.1	(27-35)	A - Florida State (37-49)	9-22-2012
75.0	(18-24)	A - Georgia Tech (21-29)	10-29-1973
75.0	(39-52)	N1 - Texas Tech (15-55)	12-23-2002
73.3	(22-30)	A - Georgia Tech (42-45)	11-13-1999
73.3	(22-30)	N2 - Alabama (10-34)	8-30-2008

N1 - Orlando, Fla. (Tangerine Bowl); N2 - Atlanta, Ga.; Note: Minimum 15 passing attempts.

## PASSING EFFICIENCY BY CLEMSON

Eff.	Opponent	Site	Date	C-A-Yds-I-TD
262.9	Furman	H	9-15-2007	18-22-317-0-4
249.1	Central Michigan	H	10-20-2007	23-27-315-1-6
241.1	North Carolina	A	11-9-2002	12-20-274-0-4
237.7	NC State	A	10-13-2001	23-27-333-0-4
235.4	Virginia	H	10-8-1983	12-19-199-0-2
235.0	Virginia	H	9-24-1966	13-21-315-0-3
233.9	South Carolina	A	11-22-1997	12-15-157-0-3
232.4	Maryland	H	11-12-1983	11-16-194-0-3
231.2	Duke	A	11-3-2012	21-29-384-3-6

# SINGLE-GAME TEAM BESTS

229.7 Syracuse A 10-5-2013 24-33-468-2-5  
Note: Minimum 15 passing attempts.

## PASSING EFFICIENCY DEFENSE BY CLEMSON

Eff.	Opponent	Site	Date	C-A-Yds-I-TD
-6.0	Furman	A	11-28-1959	6-22-32-5-0
3.7	Presbyterian College	H	9-19-1953	4-19-56-4-0
4.1	Auburn	H	11-24-1951	3-17-44-3-0
8.0	Auburn	A	11-22-1952	5-17-52-4-0
13.8	Villanova	H	9-30-1978	4-16-50-3-0
15.5	Wake Forest	A	10-13-1956	4-19-35-2-0
22.3	Virginia	H	11-16-1974	6-21-32-2-0
22.6	South Carolina	A	11-27-1971	10-29-102-6-0
23.8	NC State	H	10-22-1977	7-18-63-4-0
25.1	Virginia	A	10-26-1963	6-15-21-2-0

Note: Minimum 15 passing attempts.

## PLAYS BY CLEMSON

PL	R	P	Site - Opponent (Score CU-Opp.)	Date
102	58	44	H - NC State (62-48)	11-17-2012
100	50	50	N1 - Louisiana State (25-24)	12-31-2012
99	42	57	N3 - Alabama (35-31)	1-9-2017
98	43	55	A - Maryland (23-53)	11-14-1992
98	57	41	A - Maryland (40-27)	10-26-2013
98	56	42	N2 - Alabama (40-45)	1-11-2016
96	77	19	A - Wake Forest (56-3)	11-4-1978
95	65	30	H - NC State (34-27)	10-7-2000
95	44	51	H - SC State (52-13)	9-7-2013
95	25	70	H - Pittsburgh (42-43)	11-12-2016
93	63	30	A - Furman (56-3)	11-28-1959
93	51	42	H - Georgia Tech (47-31)	10-6-2012
93	51	42	H - SC State (73-7)	9-6-2014
N1 - Atlanta, Ga. (Chick-fil-A Bowl); N2 - Glendale, Ariz. (CFP National Championship Game); N3 - Tampa, Fla. (CFP National Championship Game)				

## PLAYS BY OPPONENT

PL	R	P	Site - Opponent (Score CU-Opp.)	Date
99	62	37	H - South Carolina (3-7)	11-23-1968
99	55	44	H - Louisville (42-36)	10-1-2016
97	74	23	H - North Carolina (7-42)	11-14-1970
97	40	57	H - Georgia Tech (28-31)	10-28-2000
96	58	38	H - Duke (10-21)	10-24-1970
93	57	36	A - Boston College (16-31)	9-10-1983
91	55	36	A - Georgia (13-31)	9-28-1968
91	82	9	A - North Carolina (15-32)	11-15-1969
91	41	50	H - Florida State (14-17)	10-23-1999

## MOST TOTAL OFFENSE YARDS BY CLEMSON

Yds	Rush,Pass	Site - Opponent (Score CU-Opp.)	Date
756	536,220	H - Wake Forest (82-24)	10-31-1981
754	328,426	H - NC State (62-48)	11-17-2012
735	268,467	H - SC State (73-7)	9-6-2014
718	334,384	A - Duke (56-20)	11-3-2012
656	341,315	H - Central Michigan (70-14)	10-20-2007
630	50,580	H - Pittsburgh (42-43)	11-12-2016
624	238,386	H - Auburn (38-24)	9-17-2011
624	156,468	A - Syracuse (49-14)	10-5-2013
623	436,187	H - Wake Forest (55-7)	9-16-2000
623	240,383	A - NC State (56-41)	10-31-2015
622	250,372	H - South Carolina (56-7)	11-26-2016

## FEWEST TOTAL OFFENSE YARDS BY CLEMSON

Yds	Rush,Pass	Site - Opponent (Score CU-Opp.)	Date
8	8,0	A - South Carolina (6-33)	10-21-1943
51	48,3	A - NC State (0-18)	10-11-1947
63	53,10	A - Tulane (0-13)	11-2-1940
85	-15,100	A - Boston College (7-14)	10-10-1942
90	68,22	A - Maryland (0-34)	11-14-1964
91	50,41	A - North Carolina (0-45)	8-31-1996
94	19,75	A - Auburn (0-51)	10-11-1969
102	65,37	A - Georgia Tech (0-27)	9-28-1963
102	31,71	H - Virginia Tech (0-37)	9-12-1998

## MOST TOTAL OFFENSE YARDS BY OPPONENT

Yds	Rush,Pass	Site - Opponent (Score CU-Opp.)	Date
771	250,521	A - Florida State (7-54)	11-4-2000
667	287,380	A - Florida State (37-49)	9-22-2012
634	192,442	A - Florida State (0-57)	9-11-1993
616	458,158	A - South Carolina (20-56)	11-22-1975
597	104,493	H - NC State (62-48)	11-17-2012
589	182,407	N3 - West Virginia (33-70)	1-4-2012
577	406,171	N1 - Maryland (23-41)	11-17-1984
573	155,418	A - Maryland (23-53)	11-14-1992
568	273,295	H - Louisville (42-36)	10-1-2016
566	179,387	N2 - Pittsburgh (3-34)	12-30-1977
N1 - Baltimore, Md.; N2 - Jacksonville, Fla. (Gator Bowl); N3 - Miami Gardens, Fla. (Orange Bowl)			

## FEWEST TOTAL OFFENSE YARDS BY OPPONENT

Yds	Rush,Pass	Site - Opponent (Score CU-Opp.)	Date
-12	-17,5	H - Furman (41-0)	11-6-1948
-5	-11,6	A - Furman (14-3)	11-25-1939
29	29,0	A - The Citadel (20-0)	12-4-1948
35	-21,56	A - Furman (34-6)	11-22-1941
41	20,21	A - Virginia (35-0)	10-26-1963
44	7,37	H - SC State (73-7)	9-6-2014
54	29,25	H - Boston College (25-7)	9-19-2009
57	57,0	H - Presbyterian College (26-0)	9-17-1938
57	-16,73	H - Long Beach State (59-0)	9-1-1990
58	31,27	H - Furman (30-0)	9-2-1989

## TOTAL OFFENSE YARDS BY BOTH TEAMS

Yds	Teams & Yards	Site - (Score CU-Opp.)	Date
1351	CU 754, NC State 597	H - (62-48)	11-17-2012
1107	CU 756, Wake Forest 351	H - (82-24)	10-31-1981
1094	CU 630, Pittsburgh 464	H - (42-43)	11-12-2016
1093	CU 426, Florida State 667	A - (37-49)	9-22-2012
1084	CU 601, Georgia Tech 483	H - (47-31)	10-6-2012
1075	CU 507, Louisville 568	H - (42-36)	10-1-2016
1060	CU 718, Duke 342	A - (56-20)	11-3-2012
1059	CU 624, Auburn 435	H - (38-24)	9-17-2011
1044	CU 576, Maryland 468	A - (56-45)	10-15-2011

## YARDS PER PLAY BY CLEMSON

Y/P	P-Y	Site - Opponent (Score CU-Opp.)	Date
11.2	55-615	A - Georgia Tech (73-0)	10-17-1903
10.7	56-597	H - Presbyterian College (76-0)	9-22-1945
10.4	51-531	H - Presbyterian College (42-0)	9-20-1947
9.6	58-559	N1 - Temple (63-9)	10-12-2006
9.4	78-555	H - SC State (59-0)	9-17-2016
9.2	46-422	H - North Texas (35-10)	9-4-2010
9.1	58-526	H - Louisiana Tech (51-0)	9-30-2006
8.9	81-718	A - Duke (56-20)	11-3-2012
8.7	87-756	H - Wake Forest (82-24)	10-31-1981
8.5	71-606	H - Chattanooga (54-3)	10-3-1992
N1	Charlotte, N.C.		

## FIRST DOWNS BY CLEMSON

FD	R,P,Pen.	Site - Opponent (Score CU-Opp.)	Date
40	17,20,3	H - South Carolina (56-7)	11-26-2016
35	27,8,0	H - Wake Forest (82-24)	10-31-1981
35	18,16,1	H - Central Michigan (70-14)	10-20-2007
34	20,14,0	H - NC State (62-48)	11-17-2012
33	21,10,2	A - Wake Forest (51-6)	11-4-1978
33	17,14,2	A - Duke (56-20)	11-3-2012
33	19,10,4	A - Miami (Fla.) (58-0)	10-24-2015
33	18,13,2	N2 - North Carolina (45-37)	12-5-2015
33	0,31,2	H - Pittsburgh (42-43)	11-12-2016
32	16,14,2	A - NC State (42-20)	9-22-2007
32	12,19,1	H - Auburn (38-24)	9-17-2011
32	6,20,6	N1 - Louisiana State (25-24)	12-31-2012
32	15,17,0	H - SC State (73-7)	9-6-2014
N1	Atlanta, Ga. (Chick-fil-A Bowl);	N2	Charlotte, N.C.

## FIRST DOWNS BY OPPONENT

FD	R,P,Pen.	Site - Opponent (Score CU-Opp.)	Date
35	23,10,2	A - Maryland (23-41)	11-17-1984
33	11,16,6	A - Duke (38-31)	10-15-1983
31	11,19,1	A - Florida State (0-57)	9-11-1993
31	6,22,3	H - Georgia Tech (28-31)	10-28-2000
31	13,16,2	N2 - West Virginia (33-70)	1-4-2012
31	16,12,3	H - Louisville (42-36)	10-1-2016
30	26,4,0	A - South Carolina (20-56)	11-22-1975
30	11,18,1	N1 - Pittsburgh (3-34)	12-30-1977
N1	Jacksonville, Fla. (Gator Bowl);	N2	Miami Gardens, Fla. (Orange Bowl)

## TURNOVERS BY CLEMSON

TO	Site - Opponent	CU-Opp. (Fum.,Int.)	Date
10	A - Florida	13-54 (4,6)	10-11-1952
9	H - Auburn	19-45 (4,5)	11-21-1953
8	A - South Carolina	0-0 (1,7)	10-25-1945
8	H - Wake Forest	36-0 (5,3)	11-2-1963
8	A - North Carolina	15-32 (3,5)	11-15-1969
8	H - Tulane	13-17 (5,3)	9-13-1975
7	A - Georgia Tech	0-27 (4,3)	9-28-1963
7	A - Georgia	23-26 (3,4)	9-22-1984
7	A - Kentucky	7-26 (4,3)	10-5-1985
7	H - Wake Forest	19-29 (3,4)	9-26-1998

## TURNOVERS BY CLEMSON IN A CLEMSON VICTORY

TO	Site - Opponent	CU-Opp. (Fum.,Int.)	Date
8	H - Wake Forest	36-0 (5,3)	11-2-1963
5	H - Virginia	40-35 (5,0)	9-24-1966
5	H - Wake Forest	16-14 (5,0)	10-11-1975
5	H - Virginia Tech	38-7 (3,2)	10-7-1978
5	H - NC State	17-7 (2,3)	10-24-1981

5	H - W. Carolina	21-10 (4,1)	9-25-1982
5	A - Virginia Tech	20-17 (5,0)	9-14-1985
5	H - Louisville	42-36 (2,3)	10-1-2016

## TURNOVERS FORCED BY CLEMSON

TO	Site - Opponent	CU-Opp. (Fum.,Int.)	Date
9	H - Georgia	13-3 (4,5)	9-19-1981
8	H - Presbyterian College	53-0 (4,4)	9-25-1948
8	H - Duke	39-22 (6,2)	10-19-1968
8	A - Georgia Tech	7-28 (5,3)	10-3-1970
7	H - Virginia Tech	35-0 (3,4)	11-10-1945
7	A - Fordham	12-12 (5,2)	11-8-1952
7	A - Furman	56-33 (3,4)	11-28-1959
7	A - Texas Christian	10-14 (2,5)	10-24-1964
7	H - Virginia Tech	38-7 (4,3)	10-17-1978
7	H - Duke	28-8 (3,4)	10-21-1978
7	A - Tulane	13-5 (3,4)	9-12-1981
7	A - Virginia	6-9 (3,4)	9-17-1994
7	A - NC State	43-22 (1,6)	9-30-1995

## INTERCEPTION RETURN YARDS BY CLEMSON

Yds (Int.)	Site - Opponent (Score CU-Opp.)	Date
143 (4)	A - Maryland (24-11)	10-31-1970
132 (3)	A - Virginia Tech (27-7)	9-16-1989
131 (4)	H - Western Carolina (21-10)	9-25-1982
124 (6)	A - NC State (43-22)	9-30-1995
122 (4)	H - Virginia Tech (35-0)	11-10-1945
110 (3)	H - Wake Forest (33-31)	11-21-1959
109 (4)	H - Florida State (20-24)	9-12-1992
107 (4)	A - Wake Forest (28-7)	9-24-1960
105 (2)	N1 - Virginia Tech (38-10)	12-3-2011
104 (3)	H - South Carolina (28-19)	11-21-1998
104 (2)	N2 - Ohio State (31-0)	12-31-2016
N1 - Charlotte, N.C.; N2 - Glendale, Ariz. (Fiesta Bowl)		

## INTERCEPTION RETURN YARDS BY OPPONENT

Yds (Int.)	Site - Opponent (Score CU-Opp.)	Date
166 (6)	H - Auburn (19-45)	11-21-1953
159 (4)	H - Duke (17-34)	10-18-1980
147 (3)	A - Georgia Tech (6-28)	11-15-2014
116 (3)	A - Georgia (16-20)	9-20-1980
108 (2)	A - NC State (35-34)	10-27-1984
93 (2)	N1 - South Florida (26-31)	12-31-2010
85 (1)	A - Wake Forest (17-45)	11-1-2003
83 (3)	H - Maryland (21-6)	11-11-1963
77 (5)	H - Duke (0-16)	10-20-1962
73 (3)	H - Maryland (0-19)	9-15-1979
N1	Charlotte, N.C. (Meineke Car Care Bowl)	

## PUNT RETURN YARDS BY CLEMSON

Yds (PR)	Site - Opponent (Score CU-Opp.)	Date
227 (11)	H - Georgia Tech (33-12)	9-26-1987
172 (9)	H - Western Carolina (43-0)	9-5-1987
169 (7)	H - Maryland (40-7)	11-16-1991
167 (4)	H - Maryland (24-11)	10-31-1970
155 (8)	A - Wake Forest (24-7)	10-6-1962
140 (4)	H - Duquesne (42-0)	11-20-1948
136 (11)	A - George Washington (19-0)	10-31-1941
135 (5)	H - Middle Tennessee (37-14)	9-5-2009
134 (8)	H - Presbyterian College (53-6)	9-22-1951
130 (5)	H - Georgia Tech (28-31)	10-28-2000

## PUNT RETURN YARDS BY OPPONENT

Yds (PR)	Site - Opponent (Score CU-Opp.)	Date
150 (5)	H - Florida State (28-35)	9-20-1997
147 (7)	A - Auburn (7-28)	11-29-1941
133 (7)	A - Wake Forest (6-19)	10-31-1942
129 (10)	H - Virginia Tech (0-37)	9-12-1998
126 (7)	A - Georgia Tech (0-51)	9-30-1944
126 (4)	H - Virginia Tech (23-41)	10-6-2007
124 (5)	N1 - California (13-37)	1-2-1992
116 (8)	A - Tennessee (7-26)	10-28-1944
116 (6)	A - Georgia (7-19)	10-10-1964
113 (3)	A - South Carolina (0-20)	10-25-1951
N1	Orlando, Fla. (Citrus Bowl)	

## KICKOFF RETURN YARDS BY CLEMSON

Yds (KOR)	Site - Opponent (Score CU-Opp.)	Date
286 (7)	A - Florida State (22-41)	9-25-2004
248 (7)	A - Maryland (56-45)	10-15-2011
219 (6)	A - Maryland (20-37)	11-10-2001
217 (8)	H - Louisville (42-36)	10-1-2016
190 (10)	N2 - West Virginia (33-70)	1-4-2012
188 (9)	A - Tulane (13-54)	11-9-1946
188 (7)	N1 - Alabama (10-34)	8-30-2008
174 (4)	A - Georgia Tech (9-31)	10-7-1972
173 (7)	A - Miami (Fla.) (40-37*)	10-24-2009
171 (9)	A - Florida State (0-57)	9-11-1993
N1 - Atlanta, Ga.; N2 - Miami Gardens, Fla. (Orange Bowl)		



# SINGLE-GAME TEAM BESTS

## KICKOFF RETURN YARDS BY OPPONENT

Yds (KOR)	Site	Opponent (Score CU-Opp.)	Date
290 (10)	H	North Carolina (59-38)	10-22-2011
277 (8)	H	NC State (62-48)	11-17-2012
265 (11)	H	Central Michigan (70-14)	10-20-2007
242 (10)	H	Syracuse (54-0)	11-5-2016
240 (9)	N1	Temple (63-9)	10-12-2006
231 (7)	H	Duke (49-17)	10-15-1988
220 (7)	A	NC State (42-20)	9-22-2007
216 (10)	A	Wake Forest (51-6)	11-4-1978
214 (6)	A	Virginia Tech (27-7)	9-16-1989
213 (5)	A	Boston College (33-34^^)	9-9-2006
213 (6)	A	NC State (56-41)	10-31-2015
N1 - Charlotte, N.C.			

## SACKS BY CLEMSON

Sacks (Yds)	Site	Opponent (Score CU-Opp.)	Date
12 (70)	H	Furman (19-3)	9-7-1996
11 (84)	H	Utah State (35-6)	10-16-2004
10 (64)	H	Maryland (0-19)	9-15-1979
10 (59)	H	Duke (21-6)	10-17-1992
9 (47)	A	NC State (35-34)	10-27-1984
9 (58)	A	Wake Forest (24-6)	10-27-1990
8 (55)	H	NC State (39-10)	10-26-1985
8 (66)	H	Maryland (35-3)	11-2-1996
8 (56)	H	Duke (58-7)	11-6-1999
8 (55)	A	Duke (52-22)	9-30-2000

## TACKLES FOR LOSS BY CLEMSON

TFL (Yds)	Site	Opponent (Score CU-Opp.)	Date
19 (77)	H	NC State (28-30)	10-24-1987
17 (66)	H	Duke (21-6)	10-17-1992
17 (68)	A	Miami (Fla.) (24-17)	10-6-2004
16 (89)	A	Virginia Tech (22-10)	9-12-1987
15 (51)	H	Maryland (40-7)	11-16-1991
15 (75)	H	Furman (19-3)	9-7-1996
15 (80)	H	Maryland (35-3)	11-2-1996
15 (91)	H	Utah State (35-6)	10-16-2004

## PASS BREAKUPS BY CLEMSON

PBU	Site	Opponent (Score CU-Opp.)	Date
18	H	The Citadel (24-0)	10-4-1986
15	A	Duke (17-21)	9-30-1989
14	A	Virginia Tech (20-17)	9-14-1985
14	H	Duke (35-3)	10-18-1986
14	H	Virginia (34-20)	10-7-1989

## CAUSED FUMBLES BY CLEMSON

CF	Site	Opponent (Score CU-Opp.)	Date
5	H	Central Florida (21-13)	9-1-2001
5	H	Notre Dame (24-22)	10-3-2015
4	H	Maryland (0-19)	9-15-1979
4	A	Georgia (31-28)	9-20-1986
4	H	The Citadel (24-0)	10-4-1986
4	H	Long Beach State (59-0)	9-1-1990
4	H	Appalachian State (48-0)	9-22-1990
4	N1	Duke (33-21)	11-30-1991
4	A	Virginia (6-9)	9-17-1994
4	H	Virginia (33-14)	9-11-1999
4	A	Wake Forest (27-17)	10-7-2006
N1 - Tokyo, Japan			

## INTERCEPTIONS BY CLEMSON

Int. (Yds)	Site	Opponent (Score CU-Opp.)	Date
6 (82)	A	South Carolina (17-7)	11-27-1971
6 (124)	A	NC State (43-22)	9-30-1995
5 (51)	A	South Carolina (21-13)	10-24-1940
5 (21)	A	Texas Christian (10-14)	10-24-1964
5 (87)	H	Virginia (29-3)	10-31-1964
5 (28)	A	South Carolina (3-7)	11-23-1968
5 (29)	H	Virginia (37-21)	10-21-1972
5 (47)	H	Georgia (13-3)	9-19-1981
5 (22)	A	Georgia (23-26)	9-22-1984
5 (27)	A	Duke (17-21)	9-30-1989
5 (52)	H	North Carolina (17-10)	11-4-1995
5 (84)	H	NC State (26-20)	10-30-2004

## VICTORY MARGIN BY CLEMSON

Margin	CU-Opp.	Site	Opponent	Date
+122	122-0	H	Guilford	10-5-1901
+94	94-0	A	Furman	9-25-1915
+76	76-0	H	Presbyterian College	9-22-1945
+75	75-0	H	Newberry	10-17-1930
+73	73-0	A	Georgia Tech	10-17-1903
+68	68-0	H	Newberry	9-21-1929
+66	66-0	H	Presbyterian College	9-21-1957
+66	73-7	H	SC State	9-6-2014
+65	65-0	H	Camp Sevier	9-27-1918
+64	64-0	H	Davidson	9-19-1900

+62	69-7	H	Presbyterian College	9-17-1949
+60	67-7	H	Furman	11-23-1918
+60	60-0	H	Elon	9-27-1924
+59	59-0	A	Samford	10-5-1912
+59	59-0	H	The Citadel	11-27-1954
+59	59-0	H	Long Beach State	9-1-1990
+59	59-0	H	SC State	9-17-2016
+58	82-24	H	Wake Forest	10-31-1981
+58	58-0	A	Miami (Fla.)	10-24-2015
+57	57-0	A	Furman	10-22-1914
+57	57-0	H	Newberry	10-7-1922
+56	70-14	H	Central Michigan	10-20-2007
+55	55-0	H	Bingham	10-20-1898
+55	57-2	H	Furman	11-18-1950
+55	58-3	H	The Citadel	9-16-1978
+55	55-0	A	Virginia	9-8-1984
+54	54-0	H	Presbyterian College	9-23-1950
+54	63-9	N1	Temple	10-12-2006
+54	54-0	H	SC State	9-20-2008
+54	54-0	H	Syracuse	11-5-2016
+53	53-0	H	Erskine	9-27-1919
+53	53-0	H	Presbyterian College	11-25-1948
+53	56-3	A	Furman	11-28-1959
+53	62-9	H	Missouri	9-9-2000
+52	52-0	A	Mercer	11-17-1913
+52	52-0	H	Erskine	11-18-1922
+52	52-0	H	Erskine	10-19-1928
+51	51-0	A	South Carolina	11-1-1900
+51	58-7	H	Duke	11-6-1999
+51	51-0	H	Louisiana Tech	9-30-2006
N1 - Charlotte, N.C.				

## VICTORY MARGIN BY OPPONENT

Margin	CU-Opp.	Site	Opponent	Date
+67	7-74	N1	Alabama	11-14-1931
+57	0-57	A	Florida State	9-11-1993
+56	0-56	A	Auburn	10-19-1912
+56	0-56	A	Alabama	9-20-1975
+55	0-55	A	Georgia	11-25-1920
+53	13-66	H	Camp Hancock	11-9-1918
+51	0-51	A	Georgia Tech	9-30-1944
+51	0-51	A	Auburn	10-11-1969
+49	3-52	A	Oklahoma	9-30-1972

N1 - Montgomery, Ala.

## HOME VICTORY MARGIN BY CLEMSON

Margin	CU-Opp.	Opponent	Date
+122	122-0	Guilford	10-5-1901
+76	76-0	Presbyterian College	11-22-1945
+75	75-0	Newberry	10-17-1930
+68	68-0	Newberry	9-21-1929
+66	66-0	Presbyterian College	11-21-1957
+66	73-7	SC State	9-6-2014
+65	65-0	Camp Sevier	9-27-1918
+64	64-0	Davidson	10-19-1900
+62	69-7	Presbyterian College	9-17-1949
+60	67-7	Furman	11-23-1918
+60	60-0	Elon	9-27-1924

## VICTORY MARGIN AT CLEMSON BY OPPONENT

Margin	CU-Opp.	Opponent	Date
+53	13-66	Camp Hancock	11-9-1918
+44	6-50	Virginia Tech	11-1-1924
+44	0-44	Auburn	10-10-1970
+42	0-42	Florida	11-7-1925
+41	0-41	Georgia	9-18-1976
+38	7-45	NC State	10-25-1975
+37	0-37	Virginia Tech	9-12-1998
+37	14-51	Florida State	10-19-2013
+36	7-43	Florida State	11-1-1975
+35	7-42	North Carolina	11-14-1970
+35	3-38	North Carolina	10-20-2001

## MEMORIAL STADIUM VICTORY MARGIN BY CLEMSON

Margin	CU-Opp.	Opponent	Date
+76	76-0	Presbyterian College	11-22-1945
+66	66-0	Presbyterian College	11-21-1957
+66	73-7	SC State	9-6-2014
+62	69-7	Presbyterian College	9-17-1949
+59	59-0	The Citadel	11-27-1954
+59	59-0	Long Beach State	9-1-1990
+59	59-0	SC State	9-17-2016
+58	82-24	Wake Forest	10-31-1981
+56	70-14	Central Michigan	10-20-2007
+55	57-2	Furman	11-18-1950
+55	58-3	The Citadel	9-16-1978

## MEMORIAL STADIUM VICTORY MARGIN BY OPPONENT

Margin	CU-Opp.	Opponent	Date
+44	0-44	Auburn	10-10-1970
+41	0-41	Georgia	9-18-1976
+38	7-45	NC State	10-25-1975
+37	0-37	Virginia Tech	9-12-1998
+37	14-51	Florida State	10-19-2013
+36	7-43	Florida State	11-1-1975
+35	7-42	North Carolina	11-14-1970
+35	3-38	North Carolina	10-20-2001

## ROAD/NEUTRAL VICTORY MARGIN BY CLEMSON

Margin	CU-Opp.	Site	Opponent	Date
+94	94-0	A	Furman	9-25-1915
+73	73-0	A	Georgia Tech	10-17-1903
+59	59-0	A	Samford	10-5-1912
+58	58-0	A	Miami (Fla.)	10-24-2015
+57	57-0	A	Furman	10-22-1914
+55	55-0	A	Virginia	9-8-1984
+54	63-9	N1	Temple	10-12-2006
+53	56-3	A	Furman	11-28-1959
+52	52-0	A	Mercer	11-17-1913
+51	51-0	A	South Carolina	11-1-1900
N1 - Charlotte, N.C.				

## ROAD/NEUTRAL VICTORY MARGIN BY OPPONENT

Margin	CU-Opp.	Site	Opponent	Date
+67	7-74	A	Alabama	11-14-1931
+57	0-57	A	Florida State	9-11-1993
+56	0-56	A	Auburn	10-19-1912
+56	0-56	A	Alabama	9-20-1975
+55	0-55	A	Georgia	11-25-1920
+51	0-51	A	Georgia Tech	9-30-1944
+51	0-51	A	Auburn	10-11-1969

## ACC VICTORY MARGIN BY CLEMSON

Margin	CU-Opp.	Site	Opponent	Date
+58	82-24	H	Wake Forest	10-31-1981
+58	58-0	H	Miami (Fla.)	10-24-2015
+55	55-0	A	Virginia	9-8-1984
+54	54-0	H	Syracuse	11-5-2016
+51	58-7	H	Duke	11-6-1999
+49	56-7	H	Wake Forest	9-28-2013
+49	59-10	A	Virginia	11-2-2013
+48	48-0	A	Virginia	10-9-1982
+48	55-7	H	Wake Forest	9-16-2000
+47	47-0	A	Virginia	9-26-1959
+46	56-10	A	Boston College	10-27-2016
+45	51-6	A	Wake Forest	11-4-1978
+45	52-7	H	North Carolina	9-23-2006

## ACC VICTORY MARGIN BY OPPONENT

Margin	CU-Opp.	Site	Opponent	Date
+57	0-57	A	Florida State	9-11-1993
+48	0-48	A	Florida State	10-17-1998
+47	7-54	A	Florida State	11-4-2000
+45	0-45	A	North Carolina	8-31-1996
+38	7-45	H	NC State	10-25-1975
+37	14-51	H	Florida State	10-19-2013

## POINTS BY CLEMSON

Pts	CU-Opp.	Site	Opponent	Date
122	122-0	H	Guilford	10-5-1901
94	94-0	A	Furman	9-25-1915
82	82-24	H	Wake Forest	10-31-1981
76	76-0	H	Presbyterian College	11-22-1945
75	75-0	H	Newberry	10-17-1930
73	73-0	A	Georgia Tech	10-17-1903
73	73-7	H	SC State	9-6-2014
70	70-14	H	Central Michigan	10-20-2007
69	69-7	H	Presbyterian College	9-17-1949
68	68-0	H	Newberry	9-21-1929
67	67-7	H	Furman	11-23-1918
66	66-0	H	Presbyterian College	11-21-1957
65	65-0	H	Camp Sevier	9-27-1918
64	64-0	H	Davidson	10-19-1900
63	63-17	A	South Carolina	11-22-2003
63	63-9	N1	Temple	10-12-2006
62	62-9	H	Missouri	9-9-2000
62	62-48	H	NC State	11-17-2012
60	60-0	H	Elon	9-27-1924
59	59-0	A	Samford	10-5-1912
59	59-0	H	The Citadel	11-27-1954
59	59-0	H	Long Beach State	9-1-1990
59	59-31	H	Duke	12-1-2001
59	59-38	H	North Carolina	10-22-2011
59	59-10	A	Virginia	11-2-2013
59	59-0	H	SC State	9-17-2016
58	58-3	H	The Citadel	9-16-1978

# SINGLE-GAME TEAM BESTS

58	58-7	H - Duke	11-6-1999
58	58-21	H - Presbyterian College	9-11-2010
58	58-0	A - Miami (Fla.)	10-24-2015
57	57-0	A - Furman	10-22-1914
57	57-0	H - Newberry	10-7-1922
57	57-12	H - Virginia Military	11-11-1944
57	57-2	H - Furman	11-18-1950
56	56-3	A - Furman	11-28-1959
56	56-45	A - Maryland	10-15-2011
56	56-20	A - Duke	11-3-2012
56	56-7	H - Wake Forest	9-28-2013
56	56-41	A - NC State	10-31-2015
56	56-10	A - Boston College	10-7-2016
56	56-7	H - South Carolina	11-26-2016
55	55-0	H - Bingham	10-20-1898
55	55-7	N2 - Florida	11-17-1917
55	55-0	A - Virginia	9-8-1984
55	55-9	H - Western Carolina	9-2-1995
55	55-7	H - Wake Forest	9-16-2000
55	55-31	H - Georgia Tech	11-14-2013
54	54-0	H - Presbyterian College	9-23-1950
54	54-32	H - North Carolina	11-9-1974
54	54-21	H - Duke	10-20-1984
54	54-6	H - Florida Atlantic	9-2-2006
54	54-0	H - SC State	9-20-2008
54	54-0	H - Syracuse	11-5-2016
53	53-0	H - Erskine	9-27-1919
53	53-0	H - Presbyterian College	11-25-1948
53	53-20	H - Duquesne	11-4-1950
53	53-6	H - Presbyterian College	11-22-1951
53	53-13	H - Presbyterian College	11-20-1952
52	52-14	H - The Citadel	10-26-1912
52	52-0	A - Mercer	11-17-1913
52	52-0	H - Erskine	11-18-1922
52	52-0	H - Erskine	10-19-1928
52	52-27	H - Maryland	11-12-1983
52	52-22	A - Duke	9-30-2000
52	52-7	H - North Carolina	9-23-2006
52	52-27	H - Ball State	9-8-2012
52	52-13	H - SC State	9-7-2013
52	52-6	H - The Citadel	11-23-2013
51	51-0	A - South Carolina	11-1-1900
51	51-0	H - Louisiana Tech	9-30-2006
50	50-35	H - North Carolina	9-27-2014

N1 - Charlotte, N.C.; N2 - Jacksonville, Fla.

## POINTS BY OPPONENT

Pts	CU-Opp.	Site - Opponent	Date
74	7-74	N1 - Alabama	11-14-1931
70	33-70	N3 - West Virginia	1-4-2012
66	13-66	H - Camp Hancock	11-9-1918
57	0-57	A - Florida State	9-11-1993
56	0-56	A - Auburn	10-14-1921
56	0-56	A - Alabama	9-20-1975
56	20-56	A - South Carolina	11-22-1975
55	0-55	A - Georgia	11-25-1920
55	15-55	N2 - Texas Tech	12-23-2002
54	7-54	A - Florida State	11-4-2000
54	13-54	A - Tulane	11-9-1946
54	13-54	A - Florida	10-11-1952
53	23-53	A - Maryland	11-14-1992
52	3-52	A - Oklahoma	9-30-1972
51	0-51	A - Georgia Tech	9-30-1944
51	0-51	A - Auburn	10-11-1969
51	14-51	H - Florida State	10-19-2013
50	6-50	H - Virginia Tech	11-1-1924

N1 - Montgomery, Ala.; N2 - Orlando, Fla. (Tangerine Bowl); N3 - Miami Gardens, Fla. (Orange Bowl)

## POINTS BY BOTH TEAMS

Pts	CU-Opp.	Site - Opponent	Date
122	122-0	H - Guilford	10-5-1901
110	62-48	H - NC State	11-17-2012
106	82-24	H - Wake Forest	10-31-1981
103	33-70	N1 - West Virginia	1-4-2012
101	56-45	A - Maryland	10-15-2011
97	59-38	H - North Carolina	10-22-2011
97	56-41	A - NC State	10-31-2015
94	94-0	A - Furman	9-25-1915
91	^47-44	A - Georgia Tech	9-29-2001
90	59-31	H - Duke	12-1-2001
87	42-45	A - Georgia Tech	11-13-1999

N1 - Miami Gardens, Fla. (Orange Bowl)

## POINTS IN ROAD/NEUTRAL GAME BY CLEMSON

Pts	CU-Opp.	Site - Opponent	Date
94	94-0	A - Furman	9-25-1915
73	73-0	A - Georgia Tech	10-17-1903
63	63-17	A - South Carolina	11-22-2003

63	63-9	N1 - Temple	10-12-2006
59	59-0	A - Samford	10-5-1912
59	59-10	A - Virginia	11-2-2013
58	58-0	A - Miami (Fla.)	10-24-2015
57	57-0	A - Furman	10-22-1914
56	56-3	A - Furman	11-28-1959
56	56-45	A - Maryland	10-15-2011
56	56-20	A - Duke	11-3-2012
56	56-41	A - NC State	10-31-2015
56	56-10	A - Boston College	10-7-2016

N1 - Charlotte, N.C.

## POINTS IN ROAD/NEUTRAL GAME BY OPPONENT

Pts	CU-Opp.	Site - Opponent	Date
74	7-74	N1 - Alabama	11-14-1931
70	33-70	N3 - West Virginia	1-4-2012
57	0-57	A - Florida State	9-11-1993
56	0-56	A - Auburn	10-14-1921
56	0-56	A - Alabama	9-20-1975
56	20-56	A - South Carolina	11-22-1975
55	0-55	A - Georgia	11-25-1920
55	15-55	N2 - Texas Tech	12-23-2002
54	13-54	A - Tulane	11-9-1946
54	13-54	A - Florida	10-11-1952
54	7-54	A - Florida State	11-4-2000

N1 - Montgomery, Ala.; N2 - Orlando, Fla. (Tangerine Bowl); N3 - Miami Gardens, Fla. (Orange Bowl)

## POINTS IN ACC GAME BY CLEMSON

Pts	CU-Opp.	Site - Opponent	Date
82	82-24	H - Wake Forest	10-31-1981
62	62-48	H - N.C. State	11-17-2012
59	59-31	H - Duke	12-1-2001
59	59-38	H - North Carolina	10-22-2011
59	59-10	A - Virginia	11-2-2013
58	58-7	H - Duke	11-6-1999
58	58-0	A - Miami (Fla.)	10-24-2015
56	56-45	A - Maryland	10-15-2011
56	56-20	A - Duke	11-3-2012
56	56-7	H - Wake Forest	9-28-2013
56	56-41	A - NC State	10-31-2015
56	56-10	A - Boston College	10-7-2016
55	55-0	A - Virginia	9-8-1984
55	55-7	H - Wake Forest	9-16-2000
55	55-31	H - Georgia Tech	11-14-2013

## POINTS IN ACC GAME BY OPPONENT

Pts	CU-Opp.	Site - Opponent	Date
57	0-57	A - Florida State	9-11-1993
54	7-54	A - Florida State	11-4-2000
53	23-53	A - Maryland	11-14-1992
51	14-51	H - Florida State	10-19-2013
49	37-49	A - Florida State	9-22-2012
48	0-48	A - Florida State	10-17-1998
48	31-48	A - Florida State	10-3-2002
48	62-48	H - NC State	11-17-2012
46	39-46	A - NC State	10-31-1998
45	7-45	H - NC State	10-25-1975
45	26-45	H - Florida State	9-9-1995
45	0-45	A - North Carolina	8-31-1996
45	42-45	A - Georgia Tech	11-13-1999
45	56-45	A - Maryland	10-15-2011

## POINTS AT HOME BY CLEMSON

Pts	CU-Opp.	Opponent	Date
122	122-0	Guilford	10-5-1901
82	82-24	Wake Forest	10-31-1981
76	76-0	Presbyterian College	11-22-1945
75	75-0	Newberry	10-17-1930
73	73-7	SC State	9-6-2014
70	70-14	Central Michigan	10-20-2007
69	69-7	Presbyterian College	9-17-1949
68	68-0	Newberry	9-21-1929
67	67-7	Furman	11-23-1918
66	66-0	Presbyterian College	11-21-1957

## POINTS AT MEMORIAL STADIUM BY CLEMSON

Pts	CU-Opp.	Opponent	Date
82	82-24	Wake Forest	10-31-1981
76	76-0	Presbyterian College	11-22-1945
73	73-7	SC State	9-6-2014
70	70-14	Central Michigan	10-20-2007
69	69-7	Presbyterian College	9-17-1949
66	66-0	Presbyterian College	11-21-1957
62	62-9	Missouri	9-9-2000
62	62-48	NC State	11-17-2012
59	59-0	The Citadel	11-27-1954
59	59-0	Long Beach State	9-1-1990
59	59-31	Duke	12-1-2001



CLEMSON SCORED 50+ POINTS IN FOUR GAMES DURING THE 2016 SEASON, INCLUDING 56 AT BOSTON COLLEGE.

59	59-38	North Carolina	10-22-2011
59	59-0	SC State	9-17-2016

## POINTS AT CLEMSON BY OPPONENT

Pts	CU-Opp.	Opponent	Date
66	13-66	Camp Hancock	11-9-1918
51	14-51	Florida State	10-19-2013
50	6-50	Virginia Tech	11-1-1924
48	62-48	NC State	11-17-2012
46	39-46	NC State	10-31-1998
45	19-45	Auburn	11-21-1953
45	7-45	NC State	10-25-1975
45	26-45	Florida State	9-9-1995
44	0-44	Auburn	10-10-1970

## POINTS AT MEMORIAL STADIUM BY OPPONENT

Pts	CU-Opp.	Opponent	Date
51	14-51	Florida State	10-19-2013
48	62-48	NC State	11-17-2012
46	39-46	NC State	10-31-1998
45	19-45	Auburn	11-21-1953
45	7-45	NC State	10-25-1975
45	26-45	Florida State	9-9-1995
44	0-44	Auburn	10-10-1970
43	7-43	Florida State	11-1-1975
43	42-43	Pittsburgh	11-12-2016
42	7-42	North Carolina	11-14-1970
41	12-41	Wake Forest	10-30-1943
41	0-41	Georgia	9-18-1976
41	27-41	Florida State	11-3-2001
41	23-41	Virginia Tech	10-6-2007

^ - one overtime

# OFFENSIVE TEAM SEASON BESTS

## WINS

1.	2015	14-1
	2016	14-1
3.	1981	12-0
4.	1948	11-0
	1978	11-1
	2012	11-2
	2013	11-2
8.	1987	10-2
	1988	10-2
	1989	10-2
	1990	10-2
	2011	10-4
	2014	10-3

## WINNING PERCENTAGE

1.	1981	12-0	100.0
	1948	11-0	100.0
	1900	6-0	100.0
4.	1950	9-0-1	95.0
5.	2015	14-1	93.3
	2016	14-1	93.3
7.	1978	11-1	91.7
8.	1939	9-1	90.0
9.	1982	9-1-1	86.4
	1983	9-1-1	86.4

Note: Minimum six games.

## PLAYS

1.	2016	1221
2.	2015	1207
3.	2012	1062
4.	2011	1055
5.	2013	1037
6.	2014	990
7.	2007	963
8.	2003	954
9.	1978	946
10.	2000	931

## PLAYS PER GAME

1.	2012	81.7
2.	2016	81.4
3.	2015	80.5
4.	2013	79.8
5.	1978	78.8
6.	2000	77.6
7.	1999	76.7
8.	1991	76.5
9.	1986	76.4
10.	2014	76.2

## YARDS PER PLAY

1.	2006	6.50
2.	2015	6.39
3.	2013	6.36
4.	2012	6.28
5.	2016	6.18
6.	1950	6.16
7.	2011	5.85
8.	2003	5.73
9.	2009	5.73
10.	2001	5.68

## YARDS

1.	2015	7718
2.	2016	7552
3.	2012	6665
4.	2013	6600
5.	2011	6171
6.	2003	5467
7.	2006	5342
8.	2014	5308
9.	2000	5242
	2007	5242

## YARDS PER GAME

1.	2015	514.5
2.	2012	512.7
3.	2013	507.7
4.	2016	503.5
5.	2011	440.8
6.	2000	436.8
7.	2001	432.0
8.	1978	427.8
9.	2003	420.5
10.	2006	410.9

## CARRIES

1.	1978	741
----	------	-----

2.	1979	725
3.	1981	705
	1986	705
5.	2015	679
6.	1989	678
7.	1988	673
8.	1990	667

## CARRIES PER GAME

1.	1978	61.8
2.	1979	60.4
3.	1981	58.8
	1986	58.8
5.	1963	56.5
	1989	56.5
7.	1982	56.2

## RUSHING YARDS

1.	1978	3469
2.	2015	3345
3.	1986	3245
4.	1988	3241
5.	1991	3019
6.	1981	2977
7.	1987	2972
8.	1990	2956
9.	1995	2945
10.	1989	2841

## YARDS PER CARRY

1.	2006	5.72
2.	1950	5.25
3.	1941	5.07
4.	2015	4.93
5.	1992	4.88
6.	1988	4.82
7.	2009	4.81
8.	1949	4.79
9.	1978	4.68
10.	1983	4.68

## RUSH YARDS PER GAME

1.	1978	289.1
2.	1986	270.4
3.	1988	270.1
4.	1950	264.8
5.	1992	257.1
6.	1991	251.6
7.	1983	250.2

## COMPLETIONS

1.	2016	422
2.	2015	356
3.	2013	341
4.	2012	318
5.	2011	311
6.	2003	300
7.	2007	295
8.	2014	292
9.	2002	268
10.	1999	252

## COMPLETIONS PER GAME

1.	2016	28.1
2.	2013	26.2
3.	2012	24.5
4.	2015	23.7
5.	2003	23.1
6.	2007	22.7
7.	2014	22.5
8.	2011	22.2
9.	1999	21.0
10.	2005	20.7


## PASS ATTEMPTS

1.	2016	629
2.	2015	528
3.	2011	525
4.	2013	493
5.	2003	490
6.	2012	474
7.	2002	462
8.	2007	455
9.	2014	451
10.	1999	423

## PASS ATTEMPTS PER GAME

1.	2016	41.9
2.	2013	37.9
3.	2003	37.7

THE 1981 TEAM STILL HOLDS THE SCHOOL RECORD FOR WINNING PERCENTAGE, THANKS TO GREAT PLAYERS SUCH AS JERRY GAILLARD AND PERRY TUTTLE.



4.	2011	37.5
5.	2012	36.5
6.	2002	35.5
7.	1999	35.3
8.	2015	35.2
9.	2007	35.0
10.	2014	34.7

## PASSING YARDS

1.	2016	5009
2.	2015	4373
3.	2013	4330
4.	2012	4181
5.	2011	3952
6.	2003	3687
7.	2014	3404
8.	2002	3157
9.	2007	3147
10.	1999	3019

## PASS YARDS PER GAME

1.	2016	333.9
2.	2013	333.1
3.	2012	321.6
4.	2015	291.5
5.	2003	283.6
6.	2011	282.3
7.	2014	261.8
8.	1999	251.6
9.	2002	242.8
10.	2007	242.1

## COMPLETION PERCENTAGE

1.	2013	69.2
2.	2015	67.4
3.	2012	67.1
	2016	67.1
5.	2005	65.8
6.	2007	64.8
7.	2014	64.7
8.	2008	62.0
9.	2003	61.2
10.	2006	60.6

## PASS EFFICIENCY

1.	2013	164.2
2.	2012	163.1
3.	2015	153.2
4.	2016	152.2
5.	1950	148.0
6.	2007	142.1
7.	1989	139.8
8.	2014	139.7
9.	2011	138.6
10.	2006	136.5

## INTERCEPTION AVOIDANCE

1.	2007	.0132
2.	1988	.0199
3.	1992	.0205
4.	2011	.0229
5.	1990	.0233
6.	2013	.0243
7.	1978	.0244
8.	2005	.0265
9.	2003	.0265

## TOUCHDOWNS

1.	2016	75
2.	2015	71
3.	2013	69
4.	2012	68
5.	2011	58
6.	2000	55
	2006	55
8.	2009	54
9.	2007	51
10.	2001	49

## POINTS

1.	2016	588
2.	2015	577
3.	2012	533
4.	2013	522
5.	2011	470
6.	2009	436
7.	2007	430
8.	2006	425
9.	2000	416
10.	2014	401

## POINTS PER GAME

1.	2012	41.0
2.	2013	40.2
3.	2016	39.2
4.	2015	38.5
5.	2000	34.7
6.	1950	34.4
7.	2011	33.6
8.	2007	33.1
9.	2006	32.7
10.	1984	31.5

## SCORING MARGIN

1.	1900	+35.3
2.	1901	+30.4
3.	1950	+26.7
4.	1903	+24.2
5.	1898	+22.5
6.	2016	+21.2
7.	1978	+19.8
8.	1981	+19.4
9.	1989	+19.2

10.	1990	+18.7
-----	------	-------

## PUNTING AVERAGE

1.	1984	44.0
2.	1990	43.7
3.	1983	43.3
4.	1979	43.0
5.	1948	42.7
	1989	42.7
7.	2010	42.5
8.	2014	42.4
9.	1981	42.1

## NET PUNTING AVERAGE

1.	1984	42.7
2.	2010	40.5
3.	1983	40.3
4.	2014	40.2
5.	1981	39.5
6.	1989	39.3
7.	1979	39.0
8.	2006	38.6
9.	1990	38.3

## PUNT RETURN AVERAGE

1.	1948	17.1
2.	1954	16.3
3.	1961	15.9
4.	2000	15.0
5.	1970	14.9
6.	2009	14.4
7.	1938	14.2
8.	1987	13.6
9.	1993	12.9

## KICKOFF RETURN AVERAGE

1.	2003	27.7
2.	2004	27.1
3.	2006	25.4
4.	2002	24.3
5.	2007	23.9
6.	1997	23.9
7.	1959	23.9
8.	2009	23.8
9.	1968	23.4

## FIRST DOWNS

1.	2016	403
2.	2015	393
3.	2012	341
4.	2013	327
5.	2011	315
6.	2003	303
7.	2007	293
8.	2001	282
9.	1978	273
	2000	273

## FIRST DOWNS PER GAME

1.	2016	26.9
2.	2012	26.23
3.	2015	26.20
4.	2013	25.2
5.	2001	23.5
6.	2003	23.3
7.	2000	22.8
8.	1978	22.8
9.	2007	22.5
10.	2011	22.5

## FEWEST TURNOVERS

1.	1940	8
2.	1938	10
3.	1994	12
	2007	12
5.	1988	13
	1989	13
7.	2005	15
8.	1990	17
	1996	17

## FEWEST TURNOVERS PER GAME

1.	1940	0.88
2.	2007	0.92
3.	1988	1.08
	1989	1.08
5.	1994	1.09
6.	1938	1.11
7.	2005	1.36
8.	2014	1.38
9.	1990	1.42
	1996	1.42

# DEFENSIVE TEAM SEASON BESTS

## PLAYS

1.	1943	462
2.	1940	468
3.	1941	487
4.	1946	489
5.	1938	491
6.	1953	518
7.	1939	519
	1944	519

## PLAYS PER GAME

1.	1939	51.9
2.	1940	52.0
3.	1954	52.8
4.	1945	53.3
5.	1941	54.1
6.	1946	54.3
7.	1963	54.4

## YARDS PER PLAY

1.	1939	3.03
2.	1954	3.34
3.	1963	3.40
4.	1990	3.52
5.	1940	3.53
6.	1959	3.53
7.	1938	3.55

## YARDS PER GAME

1.	1939	157.5
2.	1954	176.1
3.	1948	177.2
4.	1940	183.6
5.	1963	184.7
6.	1945	193.2
7.	1938	193.3

## CARRIES

1.	1941	334
2.	1946	336
3.	1940	339
4.	1963	344
5.	1943	349
6.	1950	354
7.	1945	364

## CARRIES PER GAME

1.	1986	32.8
2.	1990	33.5
	1991	33.5
4.	2008	34.1
5.	1963	34.4
6.	1995	34.6
7.	1987	34.7
8.	2007	34.8

## RUSHING YARDS

1.	1991	733
2.	1990	848
3.	1941	904
4.	1987	912
5.	1963	931
6.	1954	969
7.	1997	970
8.	1982	1068

## RUSH YARDS PER GAME

1.	1991	61.1
2.	1990	70.9
3.	1987	82.6
4.	1997	88.2
5.	1963	93.1
6.	1989	96.9
7.	1954	96.9

## YARDS PER CARRY

1.	1991	1.82
2.	1990	2.11
3.	1987	2.42
4.	1954	2.50
5.	1981	2.54
6.	1982	2.67
7.	1997	2.68

## COMPLETIONS

1.	1939	32
2.	1938	39
3.	1940	46
4.	1956	48
5.	1942	49

1955	49
1957	49

## COMPLETIONS PER GAME

1.	1939	3.2
2.	1938	4.3
3.	1956	4.4
4.	1942	4.9
	1955	4.9
	1957	4.9
7.	1940	5.1

## PASS ATTEMPTS

1.	1938	105
2.	1939	109
3.	1944	109
4.	1943	113
5.	1956	124
6.	1940	129
	1957	129

## PASS ATTEMPTS PER GAME

1.	1939	10.9
2.	1959	11.3
3.	1938	11.7
4.	1944	12.1
5.	1975	12.5
6.	1957	12.9
7.	1955	13.4

## PASSING YARDS

1.	1939	449
2.	1956	526
3.	1938	531
4.	1940	558
5.	1957	597
6.	1942	724
7.	1954	792

## PASS YARDS PER GAME

1.	1938	33.0
2.	1939	44.9
3.	1956	52.6
4.	1957	59.7
5.	1950	62.0
6.	1944	71.0
7.	1942	72.4

## COMPLETION PERCENTAGE

1.	1939	29.4
----	------	------

## OVERTIME GAMES (7-6)

Date	Opponent	Site	W-L	Score	OT	Deciding Play
11-8-97	Duke	H	W	29-20	1	*Rahim Abdullah 63 interception return
9-29-01	Georgia Tech	A	W	47-44	1	*Woodrow Dantzler 11 run
10-11-03	Virginia	H	W	30-27	1	*Kevin Youngblood 4 pass from Charlie Whitehurst
9-4-04	Wake Forest	H	W	37-30	2	Kyle Browning 11 pass from Charlie Whitehurst
11-6-04	Miami (Fla.)	A	W	24-17	1	Reggie Merriweather 2 run
9-17-05	Miami (Fla.)	H	L	30-36	3	Tyrone Moss 25 run
9-24-05	Boston College	H	L	13-16	1	*Brian Toal 1 run
9-9-06	Boston College	A	L	33-34	2	L.V. Whitworth 6 run, *Ryan Ohliger extra point
12-31-07	Auburn	N1	L	20-23	1	*Kodi Burns 7 run
10-24-09	Miami (Fla.)	A	W	40-37	1	*Jacoby Ford 26 pass from Kyle Parker
9-18-10	Auburn	A	L	24-27	1	Wes Byrum 39 FG
9-20-14	Florida State	A	L	17-23	1	*Karlos Williams 12 run
10-15-16	NC State	H	W	24-17	1	Artavis Scott 10 pass from Deshaun Watson

\* - score ended game; N1 - Atlanta, Ga.; Note: Home games in bold.

2.	1951	34.7
3.	1945	35.5
4.	1940	35.7
	1953	35.7
6.	1944	36.7
7.	1955	37.0

## PASS EFFICIENCY

1.	1956	55.0
2.	1950	70.2
3.	1964	76.7
4.	1952	81.0
5.	1978	81.7
6.	1981	81.9
7.	1971	86.6
8.	1990	87.0

## INTERCEPTIONS

1.	1951	25
2.	1978	24
3.	1981	23
4.	1995	22
5.	1948	21
	1977	21
	1989	21
	2002	21
	2009	21

## INTERCEPTIONS PER GAME

1.	1951	2.27
2.	1940	2.11

3.	1978	2.00
4.	1981	1.91
5.	1948	1.91
6.	1945	1.90
	1964	1.90

## INTERCEPTION RETURN YARDS

1.	2008	368
2.	1951	361
3.	1959	349
4.	1970	344
5.	2009	342
6.	1978	327
7.	1987	318
8.	2016	309

## TOUCHDOWNS ALLOWED

1.	1939	6
2.	1940	8
3.	1950	9
4.	1956	11
	1979	11
	1981	11
	1990	11
8.	1967	15

## POINTS ALLOWED PER GAME

1.	1939	4.5
2.	1938	6.2
	1950	6.2
4.	1948	6.9

5.	1945	7.3
6.	1956	7.4
7.	1957	7.8

## TURNOVERS FORCED

1.	1981	41
2.	1978	38
	1983	38
	1989	38
5.	1973	37
6.	1950	35
	1977	35
	1982	35

## TURNOVERS FORCED PER GAME

1.	1943	4.00
2.	1952	3.56
3.	1950	3.50
4.	1983	3.45
5.	1981	3.42
6.	1945	3.40
	1964	3.40
	1968	3.40

## SACKS

1.	2016	49
2.	2015	48
3.	1999	47
4.	1996	46
	1992	46
6.	2014	45

7.	1981	44
8.	1990	43
	1991	43

## SACKS PER GAME

1.	1992	4.18
2.	1999	3.92
3.	1996	3.83
4.	2004	3.81
5.	1984	3.73

## TACKLES FOR LOSS

1.	2014	131
2.	2016	130
3.	2015	126
4.	2013	122
5.	1991	119
6.	1990	116
7.	2004	112
	1996	112

## TACKLES FOR LOSS PER GAME

1.	2004	10.18
2.	2014	10.08
3.	1991	9.92
4.	1990	9.67
5.	2013	9.38
6.	1996	9.33
7.	1992	8.64

Note: **Bold** denotes team coached by Dabo Swinney.



THE 1950 DEFENSE, LED BY STERLING SMITH, ALLOWED JUST NINE TOUCHDOWNS DURING AN ORANGE BOWL CHAMPIONSHIP SEASON.

# LONGEST PLAYS

## PLAYS/RETURNS BY CLEMSON

Yds	Player(s)	Type	Site - Opp. (Score CU-Opp.)	Date
108	Richie Luzzi	MFG	A - Georgia (13-31)	9-28-1968
102	Don Kelley	INT	H - Duke (10-21)	10-24-1970
100	John Maxwell	KOR	N2 - Cumberland (11-11)	11-26-1903
100	Derrick Hamilton	KOR	A - Maryland (20-37)	11-10-2001
100	Derrick Hamilton	KOR	H - North Carolina (36-28)	10-25-2003
99	Bill Mathis	KOR	A - Georgia Tech (6-16)	10-3-1959
98	Hal Davis	KOR	H - Georgia (16-24)	10-13-1962
98	Doug Thomas	KOR	H - Long Beach St. (59-0)	9-1-1990
98	Doug Thomas	KOR	N3 - Maryland (18-17)	9-15-1990
97	Mark Feller to Craig Brantley	Pass	H - Virginia (28-9)	11-16-1974
97	Justin Miller	KOR	A - Florida State (22-41)	9-25-2004
96	C.J. Spiller	KOR	N4 - Alabama (10-34)	8-30-2008
96	C.J. Spiller	KOR	H - Middle Tennessee (37-14)	9-5-2009
96	Tajh Boyd to Sammy Watkins	Pass	A - Virginia (59-10)	11-2-2013
95	Joe Henderson	KOR	H - Georgia Tech (33-12)	6-26-1987
94	Rex Varn	INT	A - NC State (33-10)	10-28-1978
94	Jacoby Ford	KOR	H - Louisiana Tech (51-0)	9-30-2006
93	Rex Varn	INT	H - Maryland (14-21)	9-10-1977
93	Antwan Edwards	FR	A - Virginia (18-20)	9-19-1998
92	Jacoby Ford	PR	H - Florida Atlantic (54-6)	9-2-2006
92	C.J. Spiller	KOR	A - Maryland (21-24)	10-3-2009
91	Mike Barber	FR	H - Chattanooga (54-3)	10-3-1992
91	Tajh Boyd to Sammy Watkins	Pass	A - Syracuse (49-14)	10-5-2013
90	Shad Bryant	PR	N1 - George Washington (7-7)	10-8-1938
90	Banks McFadden	Run	H - Presbyterian College (18-0)	9-23-1939
90	Bobby Gage	PR	H - NC State (6-0)	10-2-1948
90	Jimmy Quarles	INT	A - Rice (20-14)	9-29-1951
90	Buck George	Run	A - Furman (32-14)	11-17-1951
90	C.J. Spiller	KOR	H - Wake Forest (44-10)	11-10-2007
90	C.J. Spiller	KOR	A - Miami (Fla.) (40-37)	10-24-2009
89	Bobby Gage	KOR	A - Duquesne (34-13)	11-15-1947
89	Wesley McFadden	Run	A - Virginia Tech (22-10)	9-12-1987
89	Darnell Stephens	PR	H - Maryland (40-7)	11-16-1991
89	Derrick Witherspoon	Run	H - Maryland (29-0)	10-30-1993
89	Sammy Watkins	KOR	A - Maryland (56-45)	10-15-2011
88	Bobby Gage	Run	H - Presbyterian College (76-0)	9-22-1945
88	Mack Matthews	PR	A - Wake Forest (24-7)	10-6-1962
88	Terrence Flagler	Run	A - Wake Forest (28-20)	11-1-1986
88	Brian Mance	PR	H - Georgia Tech (28-31)	10-28-2000
88	C.J. Spiller	KOR	A - South Carolina (17-34)	11-28-2009
87	Billy Hair	Run	H - Furman (57-2)	11-18-1950
87	Steve Fuller to Jerry Butler	Pass	A - Maryland (28-24)	11-18-1978
87	Andre Ellington	KOR	H - Maryland (31-7)	10-16-2010
86	Justin Miller	KOR	A - Florida State (22-41)	9-25-2004
86n	Van Smith	IR	N5 - Ohio State (31-0)	12-31-2016
85	Don Kelley	PR	A - Maryland (24-11)	10-31-1970
85n	Antwan Edwards	KOR	A - Virginia (18-20)	9-19-1998

N1 - Charlotte, N.C.; N2 - Montgomery, Ala.; N3 - Baltimore, Md.; N4 - Atlanta, Ga.; N5 - Glendale, Ariz. (Fiesta Bowl)

## PLAYS/RETURNS BY OPPONENT

Yds	Player(s)	Type	Site - Opp. (Score CU-Opp.)	Date
100	Larry Fallen	KOR	H - Virginia Tech (38-7)	10-7-1978
100	Victor Harris	KOR	H - Virginia Tech (23-41)	10-6-2007
100	T.J. Thorpe	KOR	H - North Carolina (59-38)	10-22-2011
100	Todd Gurley	KOR	A - Georgia (21-45)	8-30-2014
100	Traveon Samuel	KOR	A - Louisville (20-17)	9-17-2015
100	Nyheim Hines	KOR	A - NC State (56-41)	10-31-2015
99	Darrell Blackman	KOR	A - NC State (42-20)	9-22-2007
99	Darwin Cook	FR	N2 - West Virginia (33-70)	1-4-2012
98	Doug Kotar	KOR	H - Kentucky (10-13)	9-11-1971
98	Steve Atkins	Run	A - Maryland (28-24)	11-18-1978
98n	Scott Woerner	INT	A - Georgia (16-20)	9-20-1980
98	Chris Weinke to Marvin Minnis	Pass	A - Florida State (27-54)	11-4-2000
97	Dick Christy	KOR	H - NC State (7-13)	10-5-1957
97	Gene Washington	KOR	A - Georgia (14-31)	9-22-1973
97	Leon Washington	KOR	A - Florida State (31-48)	10-3-2002
96	Quinton McCracken	KOR	H - Duke (49-17)	10-15-1988
96	Jeff Smith	KOR	A - Boston College (33-34)	9-9-2006
95	Kenyan Drake	KOR	N3 - Alabama (40-45)	1-11-2016
94n	Brandon Bennett & Reggie Richardson	KOR	H - South Carolina (7-33)	11-19-1994
94n	Jameis Winston to Nick O'Leary	Pass	H - Florida State (14-51)	10-19-2013
93n	Kevin Marion	KOR	A - Wake Forest (27-17)	10-7-2006
92	John Schultz	KOR	H - Maryland (20-22)	11-15-1975
92	Jon Jeffries	KOR	A - Virginia Tech (22-10)	9-12-1987
91	Fred Gibson	KOR	A - Georgia (28-31)	8-31-2002
90	Floyd Reid	PR	A - Georgia (0-20)	9-28-1945
90	Dick Nolan	PR	H - Maryland (0-20)	10-3-1953
90	Marcus Mickel	KOR	A - Virginia Tech (27-7)	9-16-1989
90	Peter Warrick	PR	H - Florida State (28-35)	9-15-1997
90n	Lamaricus Joyner	KOR	A - Florida State (37-49)	9-22-2012
88	Bernie Faloney	KOR	H - Maryland (0-20)	10-3-1953
87	Dennis Tabron	INT	H - Duke (17-34)	10-18-1980
87n	Kevin Tisdal	KOR	A - Georgia Tech (19-21)	10-13-1990
85	Matt Robinson to Gene Washington	Pass	H - Georgia (0-41)	9-18-1976
85	Gary Schofield to Tim Ryan	Pass	N1 - Wake Forest (21-17)	11-27-1982
85	Jamie Barnette to Torry Holt	Pass	H - NC State (39-46)	10-31-1998

85	Eric King	INT	A - Wake Forest (17-45)	11-1-2003
85	Ben Mauk to Jason Anderson	Pass	H - Wake Forest (37-30)	9-4-2004
85	Jerrard Tarrant	PR	A - Georgia Tech (27-30)	9-10-2009
85	Jamal Golden	INT	A - Georgia Tech (6-28)	11-15-2014

N1 - Tokyo, Japan; N2 - Miami Gardens, Fla. (Orange Bowl); N3 - Glendale, Ariz. (CFP National Championship Game)

## RUNS BY CLEMSON

Yds	Player, Pos.	Site - Opp. (Score CU-Opp.)	Date
90	Banks McFadden, TB	H - Presbyterian College (18-0)	9-23-1939
90	Buck George, TB	A - Furman (34-14)	11-17-1951
89	Wesley McFadden, TB	A - Virginia Tech (22-10)	9-12-1987
89	Derrick Witherspoon, TB	H - Maryland (29-0)	10-30-1993
88	Bobby Gage, TB	H - Presbyterian College (76-0)	9-22-1945
88	Terrence Flagler, TB	A - Wake Forest (28-20)	11-1-1986
87	Billy Hair, TB	H - Furman (57-2)	11-18-1950
83	C.J. Spiller, RB	N1 - Auburn (20-23)	12-31-2007
82	Chuck McSwain, TB	A - Virginia (48-0)	10-9-1982
81	Jackie Calvert, TB	A - Missouri (34-0)	9-30-1950
81	Derrick Witherspoon, TB	H - Appalachian State (48-0)	9-22-1990
80	Jay Washington, TB	A - Georgia Tech (21-29)	9-29-1973
80	C.J. Spiller, RB	H - South Carolina (28-31)	11-25-2006

N1 - Atlanta, Ga.

## RUNS BY OPPONENT

Yds	Player	Site - Team (Score CU-Opp.)	Date
98	Steve Atkins	A - Maryland (28-24)	11-18-1978
84	Mike Voight	H - North Carolina (23-27)	11-6-1976
82	Davey Ford	A - Florida State (7-54)	11-4-2000
82	Anthony Allen	A - Georgia Tech (27-30)	9-10-2009
81	Willie Burden	H - NC State (23-31)	11-20-1971
80	Bobby Hall	A - NC State (24-19)	11-2-1968


## PASS PLAYS BY CLEMSON

Yds	Players	Site - Opp. (Score CU-Opp.)	Date
97	Mark Fellers to Craig Brantley	H - Virginia (28-9)	11-16-1974
96	Tajh Boyd to Sammy Watkins	A - Virginia (59-10)	11-2-2013
91	Tajh Boyd to Sammy Watkins	A - Syracuse (49-14)	10-5-2013
87	Steve Fuller to Jerry Butler	A - Maryland (28-24)	11-18-1978
83	Charlie Whitehurst to Airese Currie	A - North Carolina (42-12)	11-9-2002
83	Cullen Harper to C.J. Spiller	H - Duke (31-7)	11-15-2008
82	Will Proctor to C.J. Spiller	A - Boston College (33-34)	9-9-2006
81	Joel Wells to Joe Pagliei	A - South Carolina (8-13)	10-21-1954
81	Billy Lott to Perry Tuttle	H - Furman (21-0)	9-8-1979
80	Jimmy Addison to Edgar McGee	A - Wake Forest (23-21)	10-29-1966
80	Willie Jordan to Craig Brantley	A - Georgia Tech (28-33)	9-27-1975
80	Homer Jordan to Perry Tuttle	H - Wofford (45-10)	9-5-1981
80	Nealon Greene to Joe Woods	H - Wake Forest (21-10)	9-28-1996
80	Nealon Greene to Tony Horne	A - Duke (13-6)	10-12-1996

N1 - Richmond, Va.

## PASS PLAYS BY OPPONENT

Yds	Players	Site - Team (Score CU-Opp.)	Date
98	Chris Weinke to Marvin Minnis	A - Florida State (7-54)	11-4-2000



C.J. SPILLER HAD SIX PLAYS OF 85 YARDS OR LONGER IN HIS CLEMSON CAREER (2006-09).





# LONGEST PLAYS

94n	Jameis Winston to Nick O'Leary	H - Florida State (14-51)	10-19-2013
85	Matt Robinson to Gene Washington	H - Georgia (0-41)	9-18-1976
85	Gary Schofield to Tim Ryan	N1 - Wake Forest (21-17)	11-27-1982
85	Jamie Barnette to Torry Holt	H - NC State (39-46)	10-18-1998
85	Ben Mauk to Jason Anderson	H - Wake Forest (37-30)	9-4-2004
81	Shawn Jones to Hector Rodriguez	H - Georgia Tech (14-30)	10-14-1989
80	Thad Busby to Peter Warrick	H - Florida State (28-35)	9-20-1997
N1 - Miami, Fla. (Orange Bowl)			

## PUNT RETURNS BY CLEMSON

Yds	Player	Site - Opp. (Score CU-Opp.)	Date
108*	Richie Luzzi	A - Georgia (13-31)	10-28-1968
92	Jacoby Ford	H - Florida Atlantic (54-6)	9-2-2006
90	Shad Bryant	N1 - Virginia Military (7-7)	10-8-1938
90	Bobby Gage	H - NC State (6-0)	10-2-1948
89	Darnell Stephens	H - Maryland (40-7)	11-16-1991
88	Mack Matthews	A - Wake Forest (24-7)	10-6-1962
88	Brian Mance	H - Georgia Tech (28-31)	10-28-2000
85	Don Kelley	A - Maryland (24-11)	10-31-1970
81	Ken Moore	N1 - Wake Forest (32-20)	10-30-1954

\* - missed field goal return; N1 - Charlotte, N.C.; N2 - Savannah, Ga.

## PUNT RETURNS BY OPPONENT

Yds	Player	Site - Team (Score CU-Opp.)	Date
90	Floyd Reid	A - Georgia (0-20)	9-29-1945
90	Dick Nolan	H - Maryland (0-20)	10-3-1953
90	Peter Warrick	H - Florida State (28-35)	9-20-1997
85	Jerrard Tarrant	A - Georgia Tech (27-30)	9-10-2009
84n	Carroll McLain	A - South Carolina (28-14)	10-20-1955
82	Eddie Royal	H - Virginia Tech (23-41)	10-6-2007

## KICKOFF RETURNS BY CLEMSON

Yds	Player	Site - Opp. (Score CU-Opp.)	Date
100	John Maxwell	N1 - Cumberland (11-11)	11-26-1903
100	Derrick Hamilton	A - Maryland (20-37)	11-10-2001
100	Derrick Hamilton	H - North Carolina (36-28)	10-25-2003
99	Bill Mathis	A - Georgia Tech (6-16)	10-3-1959
98	Hal Davis	H - Georgia (16-24)	10-13-1962
98	Doug Thomas	H - Long Beach State (59-0)	9-1-1990
98	Doug Thomas	N2 - Maryland (18-17)	9-15-1990
97	Justin Miller	A - Florida State (22-41)	9-25-2004
96	C.J. Spiller	N3 - Alabama (10-34)	8-30-2008
96	C.J. Spiller	H - Middle Tennessee (37-14)	9-5-2009
95	Joe Henderson	H - Georgia Tech (33-12)	9-26-1987
94	Jacoby Ford	H - Louisiana Tech (51-0)	9-30-2006
92	C.J. Spiller	A - Maryland (21-24)	10-3-2009
90	C.J. Spiller	H - Wake Forest (44-10)	11-10-2007
90	C.J. Spiller	A - Miami (Fla.) (40-37)	10-24-2009

N1 - Montgomery, Ala.; N2 - Baltimore, Md.; N3 - Atlanta, Ga.

## KICKOFF RETURNS BY OPPONENT

Yds	Player	Site - Team (Score CU-Opp.)	Date
100	Larry Fallen	H - Virginia Tech (38-7)	10-7-1978
100	Victor Harris	H - Virginia Tech (23-41)	10-6-2007
100	T.J. Thorpe	H - North Carolina (59-38)	10-22-2011
100	Todd Gurley	A - Georgia (21-45)	8-30-2014
100	Traveon Samuel	A - Louisville (20-17)	9-17-2015
100	Nyheim Hines	A - NC State (56-41)	10-31-2015
99	Darrell Blackman	A - NC State (42-20)	9-22-2007
98	Doug Kotar	H - Kentucky (10-13)	9-11-1971
97	Dick Christy	H - NC State (7-13)	10-5-1957
97	Gene Washington	A - Georgia (14-31)	9-22-1973
97	Leon Washington	A - Florida State (31-48)	10-3-2002
96	Quinton McCracken	H - Duke (49-17)	10-15-1988
96	Jeff Smith	A - Boston College (33-34)	9-9-2006
95	Kenyan Drake	N1 - Alabama (40-45)	1-11-2016
94n	Brandon Bennett & Reggie Richardson	H - South Carolina (7-33)	11-19-1994
93n	Kevin Marion	A - Wake Forest (27-17)	10-7-2006
92	John Schultz	H - Maryland (20-10)	11-15-1975
92	Jon Jeffries	A - Virginia Tech (22-10)	9-12-1987
91	Fred Gibson	A - Georgia (28-31)	8-31-2002

N1 - Glendale, Ariz. (CFP National Championship Game)

## INTERCEPTION RETURNS BY CLEMSON

Yds	Player	Site - Opp. (Score CU-Opp.)	Date
102	Don Kelley	H - Duke (10-21)	10-24-1970
94	Rex Varn	A - NC State (33-10)	10-28-1978
93	Rex Varn	H - Maryland (14-21)	9-10-1977
90	Jimmy Quarles	A - Rice (20-14)	9-29-1951
86n	Van Smith	N1 - Ohio State (31-0)	12-31-2016
83n	Tim Childers	H - Western Carolina (21-10)	9-25-1982
82	Jock McKissic	H - South Carolina (28-31)	11-25-2006

N1 - Glendale, Ariz. (Fiesta Bowl)

## INTERCEPTION RETURNS BY OPPONENT

Yds	Player	Site - Team (Score CU-Opp.)	Date
98n	Scott Woerner	A - Georgia (16-20)	9-20-1980
87	Dennis Tabron	H - Duke (17-34)	10-18-1980
85	Eric King	A - Wake Forest (17-45)	11-1-2003

85	Jamal Golden	A - Georgia Tech (6-28)	11-15-2014
83	Ernie Arizzi	H - Maryland (21-6)	11-16-1963
81	Mark Franklin	A - NC State (35-34)	10-27-1984

## FIELD GOALS BY CLEMSON

Yds	Player	Site - Opp. (Score CU-Opp.)	Date
61	Spencer Benton	H - Ball State (52-27)	9-8-2012
57	Obed Ariri	H - Wake Forest (26-0)	10-29-1977
57	Chris Gardocki	H - Appalachian State (48-0)	9-22-1990
55	Donald Igwebuike	A - NC State (38-29)	10-23-1982
55	Donald Igwebuike	A - Boston College (16-31)	9-10-1983
53	Donald Igwebuike	H - Duke (54-21)	10-20-1984
53	Chris Gardocki	N1 - Maryland (18-17)	9-15-1990
53	Nelson Welch	A - Maryland (23-53)	11-14-1992
53	Richard Jackson	A - Georgia Tech (27-30)	9-10-2009
52	Eddie Seigler	A - South Carolina (17-7)	11-27-1971
52	Eddie Seigler	A - Maryland (6-31)	11-11-1972
52	Obed Ariri	A - Virginia (27-24)	10-11-1980
52	Donald Igwebuike	H - Wofford (45-10)	9-5-1981
52	Donald Igwebuike	H - Wake Forest (37-14)	11-3-1984
52	Chris Gardocki	H - North Carolina (37-14)	11-5-1988
52	Nelson Welch	A - Georgia Tech (16-20)	9-26-1992
52	David Richardson	A - Wake Forest (33-16)	11-1-1997
52	Mark Buchholz	H - Wake Forest (44-10)	11-10-2007
52	Richard Jackson	H - Boston College (25-7)	9-19-2009
51	Chris Gardocki	A - Maryland (49-25)	11-12-1988
51	Chris Gardocki	H - Duke (26-7)	9-29-1990
51	Richard Jackson	A - Maryland (21-24)	10-3-2009
51	Chandler Catanzaro	H - Georgia Tech (55-31)	11-14-2013
50	Bob Burgess	A - Duke (24-8)	10-10-1973
50	Chandler Catanzaro	A - Florida State (37-49)	9-22-2012

N1 - Baltimore, Md.

## FIELD GOALS BY OPPONENT

Yds	Player	Site - Team (Score CU-Opp.)	Date
60	Kevin Butler	A - Georgia (23-26)	9-22-1984
57	Vince Fusco	H - Duke (18-18)	10-16-1976
55	Dustin Hopkins	A - Florida State (13-16)	11-13-2010
54	Johnny Duncan	A - Georgia Tech (21-10)	10-4-1969
54	Scott Hagler	A - South Carolina (24-17)	11-23-1985
54	Leigh Tiffin	N1 - Alabama (10-34)	8-30-2008
53	Shayne Graham	H - Virginia Tech (0-37)	9-12-1998
53	Matt Brooks	A - Duke (13-16)	11-13-2004
53	Chris Blewitt	H - Pittsburgh (42-43)	11-12-2016
52	Roger Pruett	A - Auburn (13-35)	10-23-1971
52	Sam Swank	H - Wake Forest (44-10)	11-10-2007
52	Graham Gano	A - Florida State (27-41)	11-8-2008
51	John Riley	A - Auburn (21-43)	10-14-1967
51	Kevin Butler	A - Georgia (23-26)	9-22-1984
51	Josh Scobee	H - Louisiana Tech (33-13)	9-7-2002
51	Matt Boshier	A - Miami (Fla.) (40-37)	10-24-2009
50	Scott Sisson	A - Georgia Tech (16-20)	9-26-1992
50	Bill Hollows	H - Wake Forest (21-10)	9-28-1996
50	Connor Hughes	A - Virginia (10-30)	10-7-2004
50	Roberto Aguayo	A - Florida State (17-23)	9-20-2014
50	Cole Murphy	H - Syracuse (16-6)	10-25-2014
50	Mike Weaver	A - Wake Forest (34-20)	11-6-2014

N1 - Atlanta, Ga.

## PUNTS BY CLEMSON

Yds	Player	Site - Opp. (Score CU-Opp.)	Date
81	Mitch Tyner	H - Texas A&M (15-30)	10-6-1973
79	Dawson Zimmerman	H - North Texas (35-10)	9-4-2010
78	Chris Gardocki	H - South Carolina (24-15)	11-17-1990
76	Dawson Zimmerman	A - Boston College (10-16)	10-30-2010
75	Banks McFadden	A - Army (6-21)	10-2-1937
75	Booty Payne	A - Boston College (26-13)	10-11-1941
75	Jamie Somaini	A - Florida State (7-54)	11-4-2000
74	Joe Pagliei	A - South Carolina (7-14)	10-22-1953
72	David Sims	H - Virginia (17-7)	10-6-1979
71	David Sims	H - South Carolina (41-23)	11-25-1978
71	Jimmy Maners	H - Louisiana-Monroe (49-26)	9-8-2007
70	Nelson Welch	A - NC State (6-20)	10-24-1992

## PUNTS BY OPPONENT

Yds	Player	Site - Team (Score CU-Opp.)	Date
81	Greg Davis	H - The Citadel (24-0)	10-4-1986
80	Jay Feltz	A - South Carolina (9-13)	11-24-1979
80	Brian Morton	H - Duke (58-7)	11-6-1999
80	Dom Maggio	A - Wake Forest (35-13)	11-19-2016
77	Gerald Burch	A - Georgia Tech (0-13)	11-8-1958
75	Riley Dixon	A - Syracuse (49-14)	10-5-2013
74	Ryan Plackemeier	A - Wake Forest (27-31)	10-1-2005
73	Alexander Kinal	A - Wake Forest (34-20)	11-6-2014
73	Justin Vogel	A - Miami (Fla.) (58-0)	10-24-2015
71	Brooks Barnard	H - Maryland (35-14)	10-14-2000
70	Chuck Ramsey	H - Wake Forest (10-9)	10-30-1971

n - non-scoring play

# SINGLE-GAME INDIVIDUAL BESTS

## TOTAL OFFENSE YARDS BY CLEMSON

Yds	Rush,Pass	Player	Site - Opp. (Score CU-Opp.)	Date
588	8,580	Deshaun Watson	H - Pittsburgh (42-43)	11-12-2016
529	103,426	Tajh Boyd	H - NC State (62-48)	11-17-2012
517	184,333	Woodrow Dantzler	A - NC State (45-37)	10-13-2001
505	127,378	Tajh Boyd	N1 - Ohio State (40-35)	1-3-2014
478	73,405	Deshaun Watson	N2 - Alabama (40-45)	1-11-2016
473	105,368	Deshaun Watson	A - Syracuse (37-27)	11-14-2015
463	28,435	Deshaun Watson	H - North Carolina (50-35)	9-27-2014
463	43,420	Deshaun Watson	N3 - Alabama (35-31)	1-9-2017
460	63,397	Tajh Boyd	H - Georgia Tech (47-31)	10-6-2012
455	27,428	Tajh Boyd	A - Wake Forest (42-13)	10-25-2012
452	32,420	Deshaun Watson	H - Boston College (34-17)	10-17-2015
450	-5,455	Tajh Boyd	A - Syracuse (49-14)	10-5-2013

N1 - Miami Gardens, Fla. (Orange Bowl); N2 - Glendale, Ariz. (CFP National Championship Game); N3 - Tampa, Fla. (CFP National Championship Game)

## TOTAL OFFENSE YARDS BY OPPONENT

Yds	Rush,Pass	Player	Site - Team (Score CU-Opp.)	Date
509	-12,521	Chris Weinke	A - Florida State (7-54)	11-4-2000
482	102,380	EJ Manuel	A - Florida State (37-49)	9-22-2012
474	-19,493	Mike Glennon	H - NC State (62-48)	11-17-2012
457	162,295	Lamar Jackson	H - Louisville (42-36)	10-1-2016
450	-4,454	George Godsey	H - Georgia Tech (28-31)	10-28-2000
446	2,444	Jameis Winston	H - Florida State (14-51)	10-19-2013
433	26,407	Geno Smith	N1 - West Virginia (33-70)	1-4-2012
416	47,369	Chris Rix	H - Florida State (27-41)	11-3-2001
410	88,322	Joe Hamilton	A - Georgia Tech (42-45)	11-13-1999
408	-10,418	John Kaleo	A - Maryland (23-53)	11-14-1992

N1 - Miami Gardens, Fla. (Orange Bowl)

## TOTAL OFFENSE PLAYS BY CLEMSON

PL	Player	Car-Yds	C-A-Y	Site - Team (Score CU-Opp.)	Date
79	Tajh Boyd	29-22	36-50-346	N1 - Louisiana State (25-24)	12-31-2012
77	Cullen Harper	11-(-4)	38-66-372	H - Virginia Tech (23-41)	10-6-2007
77	Deshaun Watson	21-43	36-56-420	N3 - Alabama (35-31)	1-9-2017
75	Deshaun Watson	5-8	52-70-580	H - Pittsburgh (42-43)	11-12-2016
67	Deshaun Watson	20-73	30-47-405	N2 - Alabama (40-45)	1-11-2016
65	Charlie Whitehurst	13-(-6)	34-52-420	A - Duke (34-31)	11-2-2002
65	Deshaun Watson	13-35	39-52-378	H - NC State (24-17)	10-15-2016
64	Patrick Sapp	9-5	25-55-273	A - Maryland (23-53)	11-14-1992
63	Deshaun Watson	10-55	27-53-292	H - Troy (30-24)	9-10-2016
62	Woodrow Dantzler	22-59	22-40-277	H - Florida State (27-41)	11-3-2001
62	Tajh Boyd	18-103	30-44-426	H - NC State (62-48)	11-17-2012
62	Deshaun Watson	14-105	35-48-368	A - Syracuse (37-27)	11-14-2015

N1 - Atlanta, Ga. (Chick-fil-A Bowl); N2 - Glendale, Ariz. (CFP National Championship Game); N3 - Tampa, Fla. (CFP National Championship Game)

## TOTAL OFFENSE PLAYS BY OPPONENT

PL	Player	Car-Yds	C-A-Y	Site - Team (Score CU-Opp.)	Date
75	Lamar Jackson	31-162	27-44-295	H - Louisville (42-36)	10-1-2016
67	Casey Clausen	12-2	31-55-384	N3 - Tennessee (27-14)	1-2-2004
64	D. Bryant	8-(-10)	23-56-283	H - Duke (59-31)	12-1-2001
63	Jay Venuto	7-36	28-56-293	A - Wake Forest (35-33)	11-1-1980
63	George Godsey	6-(-4)	35-57-454	H - Georgia Tech (28-31)	10-28-2000
63	Luke McCown	11-(-5)	25-52-328	N2 - Louisiana Tech (49-24)	12-31-2001
62	Randy Allen	5-(-19)	24-57-197	H - The Citadel (24-0)	10-4-1986
61	Shane Montgomery	5-3	30-56-297	A - NC State (30-10)	10-21-1989
61	Dwight Dasher	19-61	20-42-204	H - Middle Tennessee (37-14)	9-5-2009
60	Dave Brown	12-(-32)	23-48-385	N1 - Duke (23-21)	11-30-1991

N1 - Tokyo, Japan; N2 - Boise, Idaho (Humanitarian Bowl); N3 - Atlanta, Ga. (Peach Bowl)

## RUSHING YARDS BY CLEMSON

Yds	Car.	Player	Site - Opp. (Score CU-Opp.)	Date
263	32	Raymond Priestler	H - Duke (34-17)	11-11-1995
260	27	Cliff Austin	H - Duke (49-14)	10-16-1982
234	33	Don King	A - Fordham (12-12)	11-8-1952
233	20	C.J. Spiller	N1 - Georgia Tech (34-39)	12-5-2009
228	25	Andre Ellington	N2 - Auburn (26-19)	9-1-2012
226	21	Wesley McFadden	A - Virginia Tech (22-10)	9-12-1987
220	18	Woodrow Dantzler	A - Virginia (31-10)	9-23-2000
216	21	James Davis	H - Georgia Tech (31-7)	10-21-2006
212	24	Andre Ellington	A - Maryland (56-45)	10-15-2011
210	22	Terrence Flagler	A - Virginia (31-17)	10-11-1986

N1 - Tampa, Fla. (ACC Championship Game); N2 - Atlanta, Ga.

## RUSHING YARDS BY OPPONENT

Yds	Car.	Player	Site - Team (Score CU-Opp.)	Date
256	19	Steve Wadiak	A - South Carolina (14-14)	10-19-1950
249	45	James McDougald	A - Wake Forest (20-36)	10-9-1976
230	20	Larry Hopkins	A - Wake Forest (14-20)	10-17-1970
228	28	Mike Voight	A - North Carolina (38-35)	11-8-1975
227	24	Ted Brown	H - NC State (7-45)	10-25-1975
217	16	Brent Cunningham	A - Georgia Tech (7-28)	10-3-1970
214	29	Alvin Blount	N1 - Maryland (23-41)	11-17-1984
204	22	Bubba Bean	H - Texas A&M (15-30)	10-6-1973

N1 - Baltimore, Md.

## CARRIES BY CLEMSON

Car.	Yards	Player	Site - Opp. (Score CU-Opp.)	Date
36	133	Jim Shirley	A - NC State (6-0)	10-6-1951
36	202	Ray Yauger	H - Wake Forest (28-14)	10-18-1969
36	204	Raymond Priestler	A - Virginia Tech (20-9)	10-25-1997
35	201	Ray Yauger	H - North Carolina (24-14)	11-16-1968
33	163	Fred Cone	A - Auburn (41-0)	11-25-1950
33	234	Don King	A - Fordham (12-12)	11-8-1952
32	92	Buddy Gore	H - South Carolina (3-7)	11-23-1968
32	143	Terry Allen	A - Duke (17-21)	9-30-1989
32	263	Raymond Priestler	H - Duke (34-17)	11-11-1995

## CARRIES BY OPPONENT

Car.	Yards	Player	Site - Team (Score CU-Opp.)	Date
45	249	James McDougald	A - Wake Forest (14-20)	10-9-1976
38	195	Torin Kirtsey	H - Georgia (17-19)	10-7-1995
37	203	Branden Ore	A - Virginia Tech (7-24)	10-26-2006
37	143	Montel Harris	A - Boston College (10-16)	10-30-2010
35	113	Morgan Kane	H - Wake Forest (19-28)	9-26-1998
34	174	Toney Baker	H - NC State (20-14)	11-11-2006
33	131	Morgan Kane	H - Wake Forest (21-10)	9-28-1996
32	184	Don McCauley	H - North Carolina (7-42)	11-14-1970
32	178	Charlie Wysocki	H - Maryland (0-19)	9-15-1979
32	135	Corey Croom	H - Ball State (24-10)	9-5-1992
32	145	Tashard Choice	A - Georgia Tech (3-13)	9-29-2007

## PASSING YARDS BY CLEMSON

Yds	Co.-Att.	Player	Site - Opp. (Score CU-Opp.)	Date
580	52-70	Deshaun Watson	H - Pittsburgh (42-43)	11-12-2016
455	20-27	Tajh Boyd	A - Syracuse (49-14)	10-5-2013
435	27-36	Deshaun Watson	H - North Carolina (50-35)	9-27-2014
428	27-38	Tajh Boyd	A - Wake Forest (42-13)	10-25-2012
426	30-44	Tajh Boyd	H - NC State (62-48)	11-17-2012
420	34-52	Charlie Whitehurst	A - Duke (34-31)	11-2-2002
420	27-41	Deshaun Watson	H - Boston College (34-17)	10-17-2015
420	36-56	Deshaun Watson	N2 - Alabama (35-31)	1-9-2017
405	30-47	Deshaun Watson	N1 - Alabama (40-45)	1-11-2016
397	26-41	Tajh Boyd	H - Georgia Tech (47-31)	10-6-2012
386	30-42	Tajh Boyd	H - Auburn (38-24)	9-17-2011

N1 - Glendale, Ariz. (CFP National Championship Game); N2 - Tampa, Fla. (CFP National Championship Game)

## PASSING YARDS BY OPPONENT

Yds	Comp.-Att.	Player	Site - Team (Score CU-Opp.)	Date
521	27-43	Chris Weinke	A - Florida State (7-54)	11-4-2000
493	29-53	Mike Glennon	H - NC State (62-48)	11-17-2012
454	35-57	George Godsey	H - Georgia Tech (28-31)	10-28-2000
444	22-34	Jameis Winston	H - Florida State (14-51)	10-19-2013
418	27-41	John Kaleo	A - Maryland (23-53)	11-14-1992

ANDRE ELLINGTON  
RUSHED FOR 226 YARDS  
IN THE SEASON OPENING  
WIN OVER AUBURN IN  
2012 IN THE GEORGIA  
DOME.



# SINGLE-GAME INDIVIDUAL BESTS

407	32-43	Geno Smith	N3 - West Virginia (33-70)	1-4-2012
395	30-54	Terry Harvey	A - NC State (43-22)	9-30-1995
387	23-36	Matt Cavanaugh	N1 - Pittsburgh (3-34)	12-30-1977
384	31-55	Casey Clausen	N2 - Tennessee (27-14)	1-2-2004
380	27-35	EJ Manuel	A - Florida State (37-49)	9-22-2012
N1 - Jacksonville, Fla. (Gator Bowl); N2 - Atlanta, Ga. (Peach Bowl); N3 - Miami Gardens, Fla. (Orange Bowl)				

## PASSING ATTEMPTS BY CLEMSON

Att.	Co.	Yds	Player	Site - Opp. (Score CU-Opp.)	Date
70	52	580	Deshaun Watson	H - Pittsburgh (42-43)	11-12-2016
66	38	372	Cullen Harper	H - Virginia Tech (23-41)	10-6-2007
56	36	420	Deshaun Watson	N3 - Alabama (35-31)	1-9-2017
55	25	273	Patrick Sapp	A - Maryland (23-53)	11-14-1992
55	31	288	Charlie Whitehurst	H - Miami (Fla.) (30-36)	9-17-2005
53	21	271	Rodney Williams	H - NC State (28-30)	10-27-1987
53	27	292	Deshaun Watson	H - Troy (30-24)	9-10-2016
52	34	420	Charlie Whitehurst	A - Duke (34-31)	11-2-2002
52	39	378	Deshaun Watson	H - NC State (24-17)	10-15-2016
50	24	301	Brandon Streeter	N1 - Mississippi State (7-17)	12-30-1999
50	36	346	Tajh Boyd	N1 - Louisiana State (25-24)	12-31-2012
48	25	237	Tommy Kendrick	A - Florida State (13-38)	11-7-1970
48	20	263	Charlie Whitehurst	N2 - Texas Tech (15-55)	12-23-2002
N1 - Atlanta, Ga. (Peach/Chick-fil-A Bowl); N2 - Orlando, Fla. (Tangerine Bowl); N3 - Tampa, Fla. (CFP National Championship Game)					

## PASSING ATTEMPTS BY OPPONENT

Att.	Co.	Yds	Player	Site - Team (Score CU-Opp.)	Date
57	24	197	Kip Allen	H - The Citadel (24-0)	10-4-1986
57	35	454	George Godsey	H - Georgia Tech (28-31)	10-28-2000
56	28	283	Jay Venuto	A - Wake Forest (35-33)	11-1-1980
56	30	297	Shane Montgomery	H - NC State (30-10)	10-21-1989
56	23	283	D. Bryant	H - Duke (59-31)	12-1-2001
55	31	384	Casey Clausen	N1 - Tennessee (27-14)	1-2-2004
54	30	395	Terry Harvey	A - NC State (43-22)	9-30-1995
53	34	367	Ben Bennett	A - Duke (38-31)	10-15-1983
53	29	493	Mike Glennon	H - NC State (62-48)	11-17-2012
N1 - Atlanta, Ga. (Peach Bowl)					

## COMPLETIONS BY CLEMSON

Co.	Att.	Yds	Player	Site - Opp. (Score CU-Opp.)	Date
52	70	580	Deshaun Watson	H - Pittsburgh (42-43)	11-12-2016
39	52	378	Deshaun Watson	H - NC State (24-17)	10-15-2016
38	66	372	Cullen Harper	H - Virginia Tech (23-41)	10-6-2007
36	56	420	Deshaun Watson	N3 - Alabama (35-31)	1-9-2017
36	50	346	Tajh Boyd	N1 - Louisiana State (25-24)	12-31-2012
35	48	368	Deshaun Watson	A - Syracuse (37-27)	11-14-2015
34	52	420	Charlie Whitehurst	A - Duke (34-31)	11-2-2002
32	48	304	Deshaun Watson	A - Georgia Tech (26-7)	9-22-2016
31	55	288	Charlie Whitehurst	H - Miami (Fla.) (30-36)	9-17-2005
31	40	378	Tajh Boyd	N2 - Ohio State (40-35)	1-3-2014

## COMPLETIONS BY OPPONENT

Co.	Att.	Yds	Player	Site - Team (Score CU-Opp.)	Date
35	57	454	George Godsey	H - Georgia Tech (28-31)	10-28-2000
34	53	367	Ben Bennett	A - Duke (38-31)	10-15-1983
33	48	271	Matt Schaub	H - Virginia (30-27)	10-11-2003
32	43	375	Kliff Kingsbury	N1 - Texas Tech (15-55)	12-23-2002
32	43	407	Geno Smith	N3 - West Virginia (33-70)	1-4-2012
31	46	368	Bruce Gadd	A - Rice (10-29)	9-23-1972
31	55	385	Casey Clausen	N2 - Tennessee (27-14)	1-2-2004
31	47	315	Matt Ryan	H - Boston College (17-20)	11-17-2007
30	49	298	Scott Secules	A - Virginia (31-17)	10-11-1986
30	56	297	Shane Montgomery	H - NC State (30-10)	10-21-1989
30	54	395	Terry Harvey	A - NC State (43-22)	9-30-1995
30	45	307	Steve Tanneyhill	A - South Carolina (38-17)	11-18-1995
N1 - Orlando, Fla. (Tangerine Bowl); N2 - Atlanta, Ga. (Peach Bowl); N3 - Miami Gardens, Fla. (Orange Bowl)					

## COMPLETION PERCENTAGE BY CLEMSON

Pct.	Co.-Att.	Player	Site - Opp. (Score CU-Opp.)	Date
95.0	19-20	Cole Stoudt	H - SC State (52-13)	9-7-2013
94.1	16-17	Woodrow Dantzler	H - The Citadel (38-0)	9-2-2000
90.9	20-22	Cullen Harper	H - Central Michigan (70-14)	10-20-2007
90.9	10-11	Cole Stoudt	H - Wake Forest (56-7)	9-28-2013
88.2	15-17	Kyle Parker	A - Wake Forest (30-10)	11-20-2010
85.7	12-14	DeChane Cameron	A - South Carolina (41-24)	11-23-1991
85.2	23-27	Woodrow Dantzler	A - NC State (45-37)	10-13-2001
84.6	11-13	Willie Jordan	A - Duke (21-25)	10-18-1975
84.2	16-19	Cullen Harper	H - Furman (38-10)	9-15-2007
82.8	24-29	Tajh Boyd	A - Virginia (59-10)	11-2-2013
Note: Minimum 10 passing attempts.				

## COMPLETION PERCENTAGE BY OPPONENT

Pct.	Co.-Att.	Player	Site - Team (Score CU-Opp.)	Date
100.0	11-11	Darian Durant	H - North Carolina (3-38)	10-20-2001
84.6	22-26	Terry Jordan	A - NC State (24-17)	10-20-1990

81.8	9-11	Bob Avellini	A - Maryland (6-31)	11-11-1972
81.2	13-16	Mike Cavan	A - Georgia (0-38)	9-26-1970
80.0	16-20	Art Schlichter	N1 - Ohio State (17-15)	12-29-1978
80.0	20-25	Cory Randolph	A - Wake Forest (27-31)	10-1-2005
78.3	18-23	Riley Skinner	A - Wake Forest (27-17)	10-7-2006
77.1	27-35	EJ Manuel	A - Florida State (37-49)	9-22-2012
75.8	25-33	Charlie Ward	A - Florida State (0-57)	9-11-1993
75.0	12-16	Dale Betty	A - Maryland (17-19)	10-15-1960
75.0	18-24	James Stevens	A - Georgia Tech (21-29)	10-29-1973
75.0	9-12	Jeff Grantz	A - South Carolina (20-56)	11-22-1975
75.0	9-12	Rusty LaRue	H - Wake Forest (24-8)	10-29-1994
N1 - Jacksonville, Fla. (Gator Bowl); Note: Minimum 10 passing attempts.				

## PASSING EFFICIENCY BY CLEMSON

Eff.	Player	C-A-Yds-I-TD	Site - Opp. (Score CU-Opp.)	Date
310.7	Bobby Gage	9-11-245-1-2	A - Furman (42-0)	11-8-1947
282.1	Harvey White	8-10-162-0-2	A - South Carolina (27-0)	10-22-1959
261.9	Tajh Boyd	20-27-455-2-5	A - Syracuse (49-14)	10-25-2013
261.1	Cullen Harper	20-22-273-1-5	H - Central Michigan (70-14)	10-20-2007
253.9	Cullen Harper	16-19-266-0-3	H - Furman (38-10)	9-15-2007
248.8	Nealon Greene	8-11-152-0-2	A - NC State (43-22)	9-30-1995
247.2	Woodrow Dantzler	16-17-192-0-3	H - The Citadel (38-0)	9-2-2000
241.1	Charlie Whitehurst	12-20-274-0-4	A - North Carolina (42-12)	11-9-2002
240.9	Tajh Boyd	16-23-344-3-5	A - Duke (56-20)	11-3-2012
240.4	Jimmy Addison	12-19-283-0-3	H - Virginia (40-35)	9-24-1966
Note: Minimum 10 passing attempts.				

## PASSING EFFICIENCY BY OPPONENT

Eff.	Player	C-A-Yds-I-TD	Site - Team (Score CU-Opp.)	Date
323.1	Jeff Grantz	9-12-158-0-5	A - South Carolina (20-56)	11-22-1975
270.5	Scotty Glacken	8-12-134-0-4	A - Duke (30-35)	10-19-1963
256.5	Billy Lothridge	7-10-128-1-3	A - Georgia Tech (9-26)	9-22-1962
242.5	Mike Elkins	11-16-213-0-3	A - Wake Forest (38-21)	10-29-1988
226.9	Clyde Walker	10-14-165-1-3	H - Florida State (7-43)	11-1-1975
213.0	Mike Tice	9-13-144-0-2	A - Maryland (7-34)	11-15-1980
207.7	Connor Shaw	14-20-210-0-3	A - South Carolina (13-34)	11-26-2011
205.2	Joe Hamilton	22-30-322-2-5	A - Georgia Tech (42-45)	11-13-1999
203.7	Donovan McNabb	13-23-309-1-3	N1 - Syracuse (0-41)	1-1-1996
N1 - Jacksonville, Fla. (Gator Bowl); Note: Minimum 10 passing attempts.				

## RECEPTIONS BY CLEMSON

Rec.	Yards	Player	Site - Opp. (Score CU-Opp.)	Date
16	227	Sammy Watkins	N1 - Ohio State (40-35)	1-3-2014
15	202	Mike Williams	H - Pittsburgh (42-43)	11-12-2016
14	163	Sammy Watkins	A - Maryland (40-27)	10-26-2013
13	119	DeAndre Hopkins	N2 - Auburn (26-19)	9-1-2012
13	191	DeAndre Hopkins	N2 - Louisiana State* (25-24)	12-31-2012
13	125	Artavis Scott	H - Pittsburgh (42-43)	11-12-2016
12	133	Airese Currie	H - Middle Tennessee (37-14)	9-13-2003
12	73	Artavis Scott	A - Syracuse (37-27)	11-14-2015
12	146	Mike Williams	H - NC State (24-17)	10-15-2016
11	129	Phil Rogers	A - North Carolina (13-17)	11-6-1965
11	111	Rod Gardner	H - Marshall (10-13)	9-4-1999
11	156	Chansi Stuckey	H - Florida State (35-14)	11-12-2005
11	124	Chansi Stuckey	A - Boston College (33-34)	9-9-2006
11	174	Aaron Kelly	H - Virginia Tech (23-41)	10-6-2007
11	100	Tyler Grisham	H - Virginia Tech (23-41)	10-6-2007
11	197	DeAndre Hopkins	A - Boston College (45-31)	9-29-2012
11	110	Sammy Watkins	H - NC State (62-48)	11-17-2012
* - Chick-fil-A Bowl; N1 - Miami Gardens, Fla. (Orange Bowl); N2 - Atlanta, Ga.				

## RECEPTIONS BY OPPONENT

Rec.	Yards	Player	Site - Opp. (Score CU-Opp.)	Date
14	209	Kelly Campbell	H - Georgia Tech (28-31)	10-28-2000
13	209	Henley Carter	H - Duke (39-22)	10-19-1968
13	149	Wes Chesson	A - Duke (10-21)	10-24-1970
13	132	Mark Militello	A - Duke (38-31)	10-15-1983
12	115	Phil Denfeld	H - Wake Forest (82-24)	10-31-1981
12	123	Tavon Austin	N1 - West Virginia (33-70)	1-4-2012
11	131	Larry Seivers	A - Tennessee (19-21)	10-2-1976
11	113	John Tice	A - Maryland (24-22)	11-13-1982
11	114	Joey Gibson	H - Appalachian State (23-12)	9-6-1997
11	225	Torry Holt	H - NC State (39-46)	10-31-1998
11	121	Peter Warrick	H - Florida State (14-17)	10-23-1999
11	78	Wali Lundy	A - Virginia (17-22)	10-12-2002
11	92	Andre Callender	H - Boston College (17-20)	11-17-2007
11	93	Deondre Douglas	H - Troy (30-24)	9-10-2016
N1 - Miami Gardens, Fla. (Orange Bowl)				

## RECEIVING YARDS BY CLEMSON

Yds	Rec.	Player	Site - Opp. (Score CU-Opp.)	Date
227	16	Sammy Watkins	N1 - Ohio State (40-35)	1-3-2014
202	8	Sammy Watkins	A - Wake Forest (42-13)	10-25-2012
202	15	Mike Williams	H - Pittsburgh (42-43)	11-12-2016
197	11	DeAndre Hopkins	A - Boston College (45-31)	9-29-2012
191	13	DeAndre Hopkins	N2 - Louisiana State (25-24)	12-31-2012
185	7	Artavis Scott	H - South Carolina (35-17)	11-29-2014
182	7	Rod Gardner	A - North Carolina (38-24)	10-21-2000
176	5	Martavis Bryant	H - Georgia Tech (55-31)	11-14-2013

# SINGLE-GAME INDIVIDUAL BESTS

175	7	Derrick Hamilton	A - Maryland (7-21)	10-4-2003
174	11	Aaron Kelly	H - Virginia Tech (23-41)	10-6-2007
174	9	Mike Williams	A - Auburn (19-13)	9-3-2016

N1 - Miami Gardens, Fla. (Orange Bowl); N2 - Atlanta, Ga. (Chick-fil-A Bowl)

## RECEIVING YARDS BY OPPONENT

Yds	Rec.	Player	Site - Opp. (Score CU-Opp.)	Date
249	8	Peter Warrick	H - Florida State (28-35)	9-20-1997
225	11	Torry Holt	H - NC State (39-46)	10-31-1998
219	7	Tobais Palmer	H - NC State (62-48)	11-17-2012
209	13	Henley Carter	H - Duke (39-22)	10-19-1968
209	14	Kelly Campbell	H - Georgia Tech (28-31)	10-28-2000
208	5	O.J. Howard	N3 - Alabama (40-45)	1-11-2016
193	8	Alex Amidon	A - Boston College (45-31)	9-29-2012
184	9	Marcus Badgett	A - Maryland (23-53)	11-14-1992
178	10	Delwyn Daire	N2 - Louisiana Tech (49-24)	12-31-2001
173	7	Marvin Harrison	N1 - Syracuse (0-41)	1-1-1996

N1 - Jacksonville, Fla. (Gator Bowl); N2 - Boise, Idaho (Humanitarian Bowl); N3 - Glendale, Ariz. (CFP National Championship Game)

## POINTS BY CLEMSON

Pts	Player	TD	XP	Site - Opp. (Score CU-Opp.)	Date
33	Maxcey Welch	5	3	H - Newberry (75-0)	10-17-1930
30	Stumpy Banks	5	0	A - Furman (38-0)	10-31-1917
24	Boo Armstrong	4	0	A - South Carolina (39-0)	11-2-1918
24	Fred Cone	4	0	A - Auburn (41-0)	11-25-1950
24	Terrence Flagler	4	0	A - Wake Forest (28-20)	11-1-1986
24	Emory Smith	4	0	A - Wake Forest (29-14)	9-16-1995
24	Travis Zachery	4	0	H - Duke (58-7)	11-6-1999
24	Travis Zachery	4	0	H - Duke (59-31)	12-1-2001
24	Chad Jasmin	4	0	A - South Carolina (63-17)	11-22-2003
24	James Davis	4	0	H - North Carolina (52-7)	9-23-2006
24	C.J. Spiller	4	0	N1 - Georgia Tech (34-39)	12-5-2009

N1 - Tampa, Fla. (ACC Championship Game)

## POINTS BY OPPONENT

Pts	Player	TD	XP	Site - Opp. (Score CU-Opp.)	Date
24	Kevin McLee	4	0	A - Georgia (7-35)	10-4-1975
24	Ted Brown	4	0	H - N.C.State (7-45)	10-25-1975
24	Torry Holt	4	0	H - NC State (39-46)	10-31-1998
24	LaMont Jordan	4	0	A - Maryland (42-30)	10-16-1999
24	Tavon Austin	4	0	N1 - West Virginia (33-70)	1-4-2012
24	Todd Gurley	4	0	A - Georgia (21-45)	8-30-2014

N1 - Miami Gardens, Fla. (Orange Bowl)

## FIELD GOALS BY CLEMSON

FG	Distances	Player	Site - Opp. (Score CU-Opp.)	Date
6	(21, 21, 25, 18, 44, 42)	Jad Dean	H - Texas A&M (25-24)	9-3-2005
6	(23, 33, 32, 52, 42, 35)	Richard Jackson	H - Boston College (25-7)	9-19-2009
5	(31, 42, 32, 46, 41)	Nelson Welch	H - NC State (29-19)	10-26-1991
5	(30, 53, 43, 31, 32)	Nelson Welch	A - Maryland (23-53)	11-14-1992
5	(34, 37, 47, 34, 20)	Nelson Welch	A - North Carolina (28-17)	11-5-1994
5	(38, 42, 18, 20, 47)	Chandler Catanzaro	H - Boston College (36-14)	10-8-2011
4	(49, 26, 24, 57)	Obed Ariri	H - Wake Forest (26-0)	10-29-1979
4	(30, 33, 44, 17)	Obed Ariri	A - North Carolina (19-10)	11-10-1979
4	(19, 45, 39, 30)	Obed Ariri	A - NC State (20-24)	10-25-1980
4	(47, 25, 30, 25)	Chris Gardocki	H - Georgia (34-3)	10-6-1990
4	(38, 20, 45, 44)	Chris Gardocki	A - Georgia Tech (19-21)	10-13-1990
4	(25, 47, 30, 20)	Matt Padgett	A - NC State (19-17)	9-13-1997
4	(52, 34, 30, 35)	David Richardson	A - Wake Forest (33-16)	11-1-1997
4	(25, 22, 39, 24)	David Richardson	H - Furman (33-0)	9-5-1998
4	(47, 22, 38, 37)	Aaron Hunt	H - Louisiana Tech (33-13)	9-7-2002
4	(29, 35, 22, 42)	Aaron Hunt	H - Maryland (12-30)	11-16-2002
4	(23, 35, 32, 37)	Aaron Hunt	H - Florida State (26-10)	11-8-2003
4	(21, 47, 36, 42)	Jad Dean	H - NC State (26-20)	10-30-2004
4	(27, 32, 25, 22)	Jad Dean	H - Maryland (12-13)	11-4-2006
4	(28, 46, 29, 25)	Mark Buchholz	A - NC State (42-20)	9-22-2007
4	(24, 40, 37, 18)	Chandler Catanzaro	N1 - Auburn (26-19)	9-1-2012
4	(31, 29, 25, 24)	Chandler Catanzaro	A - Maryland (40-27)	10-26-2013

N1 - Atlanta, Ga.

## YARDS ON FIELD GOALS BY CLEMSON

Yds	Distances	Player	Site - Opp. (Score CU-Opp.)	Date
217	(23, 33, 32, 52, 42, 35)	Richard Jackson	H - Boston College (25-7)	9-19-2009
192	(31, 42, 32, 46, 41)	Nelson Welch	H - NC State (29-19)	10-26-1991
189	(30, 53, 43, 31, 32)	Nelson Welch	A - Maryland (23-53)	11-14-1992
172	(34, 37, 47, 34, 20)	Nelson Welch	A - North Carolina (28-17)	11-5-1994
171	(21, 21, 25, 18, 44, 42)	Jad Dean	H - Texas A&M (25-24)	9-3-2005
165	(38, 42, 18, 20, 47)	Chandler Catanzaro	H - Boston College (36-14)	10-8-2011
156	(49, 26, 24, 57)	Obed Ariri	H - Wake Forest (26-0)	10-29-1979
151	(52, 34, 30, 35)	David Richardson	A - Wake Forest (33-16)	11-1-1997
147	(38, 20, 45, 44)	Chris Gardocki	A - Georgia Tech (19-21)	10-13-1990
146	(21, 47, 36, 42)	Jad Dean	H - NC State (26-20)	10-30-2004
146	(48, 52, 46)	Mark Buchholz	H - Wake Forest (44-10)	11-10-2007

## PUNT RETURN YARDS BY CLEMSON

Yds	Returns	Player	Site - Opp. (Score CU-Opp.)	Date
167	4	Don Kelley	A - Maryland (24-11)	10-20-1970
126	5	Donnell Woolford	H - Georgia Tech (33-12)	9-26-1987

119	3	C.J. Spiller	H - Boston College (25-7)	9-19-2009
116	4	Darnell Stephens	H - Maryland (40-7)	11-16-1991
107	8	Adam Humphries	H - Louisville (23-17)	10-11-2014
106	7	Tony Horne	H - Texas-El Paso (39-7)	10-4-1997
105	3	Brian Mance	H - Georgia Tech (28-31)	10-28-2000
102	2	Richie Luzzi	A - Georgia (13-31)	9-27-1969
101	3	Bobby Gage	H - NC State (6-0)	10-2-1948

## KICKOFF RETURN YARDS BY CLEMSON

Yds	Returns	Player	Site - Team (Score CU-Opp.)	Date
282	6	Justin Miller	A - Florida State (22-41)	9-25-2004
207	5	Sammy Watkins	A - Maryland (56-45)	10-15-2011
174	5	David Thomas	A - Georgia Tech (9-31)	10-7-1972
160	7	John Shields	H - Alabama (13-38)	10-25-1969
159	6	Dennis Goss	A - North Carolina (13-26)	11-6-1971
158	4	Terrance Roulhac	H - South Carolina (21-21)	11-22-1986
153	2	Derrick Hamilton	A - Maryland (20-37)	11-10-2001
152	4	Justin Miller	H - Maryland (12-30)	11-16-2002
152	4	C.J. Spiller	N1 - Alabama (10-34)	8-30-2008
143	3	Bill Mathis	A - Georgia Tech (6-16)	10-25-1959
143	7	Sammy Watkins	N2 - West Virginia (33-70)	1-4-2012

N1 - Atlanta, Ga.; N2 - Miami Gardens, Fla. (Orange Bowl)

## RETURN YARDS (PR, KOR, IR) BY CLEMSON

Yds	Method	Player	Site - Opp. (Score CU-Opp.)	Date
282	(282 KOR)	Justin Miller	A - Florida State (22-41)	9-25-2004
223	(167 PR, 56 IR)	Don Kelley	A - Maryland (24-11)	10-31-1970
207	(207 KOR)	Sammy Watkins	A - Maryland (56-45)	10-15-2011
174	(174 KOR)	David Thomas	A - Georgia Tech (9-31)	10-7-1972
165	(26 PR, 139 KOR)	Marcus Gilchrist	H - South Carolina (7-29)	11-27-2010
161	(9 PR, 152 KOR)	C.J. Spiller	N1 - Alabama (10-34)	8-30-2008
160	(160 KOR)	John Shields	H - Alabama (13-38)	10-25-1969
159	(159 KOR)	Dennis Goss	A - North Carolina (13-26)	11-6-1971
159	(62 PR, 97 KOR)	C.J. Spiller	N2 - Nebraska (21-26)	1-1-2009
159	(63 PR, 96 KOR)	C.J. Spiller	H - Middle Tennessee (37-14)	9-5-2009

N1 - Atlanta, Ga.; N2 - Jacksonville, Fla. (Gator Bowl)

## ALL-PURPOSE YARDS BY CLEMSON

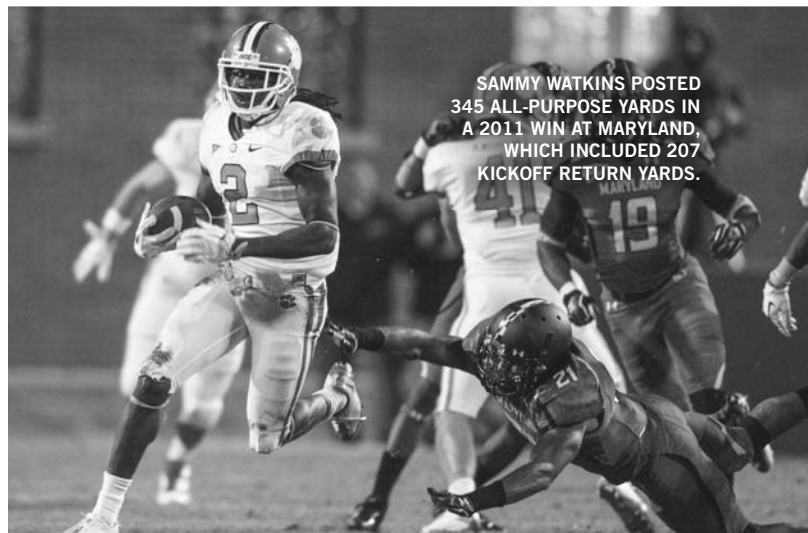
Yds	Player	Opponent	Year	Rush	Rec.	PR	KOR
345	Sammy Watkins	Maryland	2011	33	105	0	207
312	C.J. Spiller	Florida State	2009	165	67	9	71
310	C.J. Spiller	at Miami (Fla.)	2009	81	104	---	125
301	C.J. Spiller	Georgia Tech*	2009	233	5	---	63
284	Sammy Watkins	Georgia Tech	2011	7	153	---	124
282	Justin Miller	at Florida State	2004	---	---	---	282
274	Terrence Flagler	at Wake Forest	1986	209	65	---	---
268	Sammy Watkins	Ohio State^	2013	3	227	---	38
267	Tony Horne	Florida State	1997	---	131	27	109
264	Andre Ellington	Boston College	2012	132	3	---	129

\* - Tampa, Fla. (ACC Championship Game); ^ - Miami Gardens, Fla. (Orange Bowl)

## PUNTING AVERAGE BY CLEMSON

Avg.	Att.-Yds	Player	Site - Opp. (Score CU-Opp.)	Date
55.3	3-166	Dale Hatcher	H - Kentucky (24-6)	10-2-1982
52.0	5-260	Banks McFadden	A - George Washington (13-6)	11-3-1939
51.8	4-207	Dale Hatcher	H - Georgia (16-16)	9-17-1983
51.5	6-309	Dawson Zimmerman	H - North Texas (35-10)	9-4-2010
51.0	6-306	Dale Hatcher	A - Kentucky (21-3)	10-3-1981
50.8	4-203	Joe Paglieli	H - Maryland (12-25)	11-12-1955
50.3	3-151	Dale Hatcher	A - Duke (38-31)	10-15-1983
50.3	3-151	Jamie Somaini	A - Virginia (31-10)	9-23-2000
50.0	5-250	Chris Gardocki	H - South Carolina (24-15)	11-17-1990
50.0	3-150	Spencer Benton	H - Furman (41-7)	9-15-2012

Note: Minimum three punts.



SAMMY WATKINS POSTED 345 ALL-PURPOSE YARDS IN A 2011 WIN AT MARYLAND, WHICH INCLUDED 207 KICKOFF RETURN YARDS.



# YEARLY LEADERS

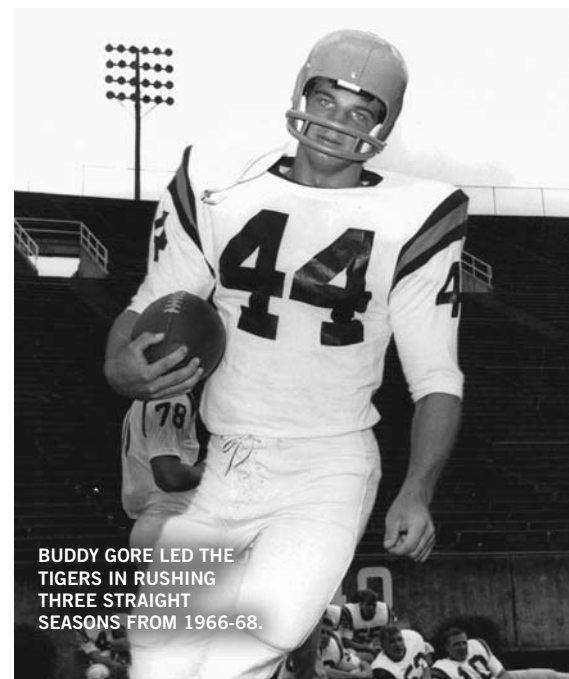
## SCORING

Year	Player, Pos.	TD	FG	PAT	Pts
1927	Bob McCarley, FB	5	0	1	31
1928	O.D. Padgett, BB	7	0	0	42
1929	Goat McMillan, TB	9	0	0	54
1930	Maxcey Welch, TB	10	0	4	64
1931	J.M. Lambert, WB	1	0	0	6
	E.R. Patterson, RB	1	0	0	6
	Fred Hook, TB	1	0	0	6
1932	Henry Woodward, RB	5	0	0	30
1933	Gene Willimon, TB	2	0	0	12
	Bill Dillard, RB	2	0	0	12
1934	Randy Hinson, RB	3	0	0	18
1935	Mac Folger, BB	6	0	0	36
1936	Mac Folger, BB	8	0	0	48
1937	Red Pearson, BB	3	1	8	29
1938	Banks McFadden, TB	5	0	0	30
	Shad Bryant, WB	5	0	0	30
1939	Shad Bryant, WB	4	0	8	32
1940	Aubrey Rion, RB	4	0	4	28
1941	Charlie Timmons, FB	9	0	23	77
1942	Marion Butler, TB	6	0	0	36
1943	James Whitmire, WB	4	0	0	24
1944	Bill Rogers, FB	6	0	1	37
1945	Jim Reynolds, BB	5	0	0	30
	Marion Butler, TB	5	0	0	30
1946	Dutch Leverman, RB	4	0	0	24
	Chip Clark, WR	4	0	0	24
1947	Jim Reynolds, EB	8	0	0	48
1948	Ray Mathews, WB	13	0	0	78
1949	Fred Cone, FB	9	0	1	55
1950	Fred Cone, FB	15	0	2	92
1951	Glenn Smith, WR	7	0	0	42
1952	Billy Hair, TB	3	0	0	18
	Don King, RB	3	0	0	18
	Red Whitten, FB	3	0	0	18
	Buck George, WB	3	0	0	18
1953	Dreher Gaskins, WR	5	0	0	30
1954	Jim Coleman, RB	5	0	1	31
1955	Joe Pagliei, RB	7	0	1	43
1956	Joel Wells, RB	8	0	0	48
1957	Bob Spooner, RB	5	0	0	30
	Bill Mathis, RB	5	0	0	30
1958	Harvey White, QB	5	0	0	30
1959	Bill Mathis, RB	11	0	4	70
1960	Bill McGuirt, RB	9	0	0	54
1961	Ron Scudato, RB	8	0	0	48
1962	Rodney Rogers, PK	0	7	13	34
1963	Frank Pearce, PK	0	4	21	33
1964	Hal Davis, RB	5	0	0	30
1965	Hugh Mauldin, RB	4	0	0	24
	Thomas Ray, QB	4	0	0	24
1966	Jacky Jackson, TB	8	0	0	48
1967	Buddy Gore, TB	9	0	0	54
1968	Ray Yaeger, TB	7	0	2	42
1969	Ray Yaeger, TB	11	0	2	68
1970	Eddie Seigler, PK	0	8	16	40
1971	Eddie Seigler, PK	0	11	14	47
1972	Eddie Seigler, PK	0	11	14	47
1973	Smiley Sanders, RB	10	0	0	60
1974	Mark Fellers, QB	9	0	0	54
1975	Steve Fuller, QB	6	0	0	36
1977	Lester Brown, TB	9	0	0	54
1978	Lester Brown, TB	17	0	0	102
1979	Obed Ariri, PK	0	16	14	62
1980	Obed Ariri, PK	0	23	18	87
1981	Cliff Austin, TB	9	0	0	54
1982	Cliff Austin, TB	14	0	0	84
1983	Bob Paulling, PK	0	18	36	90
1984	Donald Igwebuike, PK	0	16	41	89
1985	Kenny Flowers, TB	13	0	0	78
1986	Terrence Flagler, TB	13	0	0	78
1987	David Treadwell, PK	0	18	33	87
1988	Terry Allen, TB	10	0	0	60
1989	Chris Gardocki, PK	0	22	41	107
1990	Chris Gardocki, PK	0	22	30	96
1991	Nelson Welch, PK	0	19	31	88
1992	Nelson Welch, PK	0	22	23	89
1993	Nelson Welch, PK	0	15	17	62
1994	Nelson Welch, PK	0	16	14	62
1995	Emory Smith, FB	15	0	0	90
1996	Raymond Priestler, TB	7	0	2	44
1997	David Richardson, PK	0	13	17	56
1998	David Richardson, PK	0	8	20	44
1999	Travis Zachery, TB	16	0	0	96
2000	Travis Zachery, TB	18	0	0	108
2001	Aaron Hunt, PK	0	10	44	74
2002	Aaron Hunt, PK	0	17	37	88
2003	Aaron Hunt, PK	0	18	38	92

2004	Reggie Merriweather, TB	11	0	0	66
2005	Jad Dean, PK	0	24	34	106
2006	James Davis, RB	17	0	0	102
2007	Mark Buchholz, PK	0	22	48	114
2008	Mark Buchholz, PK	0	15	40	85
2009	C.J. Spiller, RB	21	0	2	128
2010	Chandler Catanzaro, PK	0	14	34	76
2011	Chandler Catanzaro, PK	0	22	52	118
2012	Chandler Catanzaro, PK	0	18	57	111
2013	Chandler Catanzaro, PK	0	13	60	99
2014	Ammon Lakip, PK	0	21	43	106
2015	Greg Huegel, PK	0	27	57	138
2016	Greg Huegel, PK	0	14	71	113

## RUSHING YARDS

Year	Player, Pos.	Car.	Yards	Avg.
1935	Joe (Net) Berry, TB	99	457	4.5
1936	Mac Folger, FB	144	522	3.6
1937	Don Willis, WB	99	329	3.3
1938	Don Willis, FB	103	483	4.7
1939	Charlie Timmons, FB	146	556	3.8
1940	Chippy Maness, TB	86	472	5.4
1941	Charlie Timmons, FB	149	635	4.3
1942	Marion Butler, TB	145	616	4.2
1943	James Whitmire, WB	72	376	5.2
1944	Sid Tinsley, TB	126	479	3.8
1945	Dewey Quinn, FB	89	392	4.4
1946	Bobby Gage, TB	58	264	4.5
1947	Bobby Gage, TB	114	502	4.4
1948	Ray Mathews, WB	113	646	5.7
1949	Ray Mathews, TB	118	728	6.0
1950	Fred Cone, FB	184	845	4.6
1951	Billy Hair, TB	160	698	4.4
1952	Red Whitten, FB	115	445	4.0
1953	Don King, QB	79	243	3.1
1954	Joel Wells, RB	74	352	4.8
1955	Joel Wells, RB	135	782	5.8
1956	Joel Wells, RB	174	803	4.6
1957	Bob Spooner, RB	88	358	4.1
1958	Doug Cline, FB	103	450	4.3
1959	Doug Cline, FB	119	482	4.1
1960	Bill McGuirt, FB	99	320	3.2
1961	Ron Scudato, FB	99	341	3.4
1962	Pat Crain, FB	94	348	3.7
1963	Pat Crain, FB	137	513	3.7
1964	Hal Davis, RB	87	533	6.1
1965	Hugh Mauldin, RB	194	664	3.4
1966	Buddy Gore, TB	186	750	4.0
1967	Buddy Gore, TB	230	1045	4.5
1968	Buddy Gore, TB	184	776	4.2
1969	Ray Yaeger, TB	223	968	4.3
1970	Ray Yaeger, TB	183	711	3.9
1971	Rick Gilstrap, TB	144	514	3.6
1972	Wade Hughes, RB	177	761	4.3
1973	Smiley Sanders, RB	113	627	5.5
1974	Ken Callicutt, RB	161	809	5.0
1975	Ken Callicutt, RB	145	572	3.9
1976	Warren Ratchford, TB	119	676	5.7
1977	Warren Ratchford, TB	118	616	5.2
1978	Lester Brown, TB	202	1022	5.1
1979	Marvin Sims, FB	158	743	4.7
1980	Chuck McSwain, TB	114	544	4.8
1981	Cliff Austin, TB	163	824	5.1
1982	Cliff Austin, TB	197	1064	5.4
1983	Kevin Mack, FB	151	862	5.7
1984	Stacey Driver, TB	139	627	4.5
1985	Kenny Flowers, TB	227	1200	5.3
1986	Terrence Flagler, TB	192	1258	6.6
1987	Terry Allen, TB	183	973	5.3
1988	Terry Allen, TB	216	1192	5.5
1989	Joe Henderson, TB	178	848	4.8
1990	Ronald Williams, TB	178	941	5.3
1991	Rodney Blunt, TB	175	747	4.3
1992	Rodney Blunt, TB	149	812	5.4
1993	Derrick Witherspoon, TB	111	519	4.7
1994	Lamont Pegues, TB	92	390	4.2
1995	Raymond Priestler, TB	231	1322	5.6
1996	Raymond Priestler, TB	257	1345	5.2
1997	Raymond Priestler, TB	223	956	4.3
1998	Travis Zachery, TB	158	635	4.0
1999	Travis Zachery, TB	185	820	4.4
2000	Woodrow Dantzler, QB	190	1028	5.4
2001	Woodrow Dantzler, QB	221	1061	4.8
2002	Yusef Kelly, RB	125	520	4.2
2003	Duane Coleman, TB	133	615	4.6
2004	Reggie Merriweather, TB	136	670	4.9
2005	James Davis, RB	165	879	5.3
2006	James Davis, RB	203	1187	5.8
2007	James Davis, RB	214	1064	5.0



**BUDDY GORE LED THE TIGERS IN RUSHING THREE STRAIGHT SEASONS FROM 1966-68.**

2008	James Davis, RB	171	751	4.4
2009	C.J. Spiller, RB	216	1212	5.6
2010	Jamie Harper, RB	197	760	3.9
2011	Andre Ellington, RB	224	1178	5.3
2012	Andre Ellington, RB	212	1081	5.1
2013	Roderick McDowell, RB	189	1025	5.4
2014	Wayne Gallman, RB	161	769	4.8
2015	Wayne Gallman, RB	283	1527	5.4
2016	Wayne Gallman, RB	232	1133	4.9

## PASSING YARDS/EFFICIENCY

Year	Player	Att.	Cm.	Pct.	Yards	Eff.
1935	Joe (Net) Berry	72	42	58.3	422	
1936	Joe (Net) Berry	99	32	32.3	434	
1937	Bob Bailey	88	35	39.8	579	
1938	Bob Bailey	35	18	51.4	272	
1939	Banks McFadden	70	31	44.3	581	
1940	Chippy Maness	51	19	37.3	388	
1941	Booty Payne	90	36	40.0	582	
1942	Butch Butler	90	38	42.2	504	
1943	Butch Butler	34	12	35.3	166	
1944	Sid Tinsley	51	11	21.6	248	
1945	Butch Butler	45	11	24.4	239	
1946	Dutch Leverman	62	26	41.9	501	
1947	Bobby Gage	109	47	41.3	1002	126.7
1948	Bobby Gage	105	42	40.0	799	119.5
1949	Ray Mathews	72	24	33.3	487	100.9
1950	Billy Hair	71	29	40.8	644	128.1
1951	Billy Hair	164	67	40.9	1004	93.6
1952	Don King	69	23	33.3	317	52.5
1953	Don King	98	46	46.9	706	101.8
1954	Don King	72	32	44.4	468	92.4
1955	Don King	79	33	41.8	586	96.4
1956	Charlie Bussey	68	26	38.2	330	78.8
1957	Harvey White	95	46	48.4	841	154.6
1958	Harvey White	87	43	49.4	492	89.2
1959	Harvey White	107	56	52.3	770	123.8
1960	Lowndes Shingler	145	61	44.1	790	79.0
1961	Jim Parker	98	46	46.9	735	108.4
1962	Jim Parker	67	30	44.8	431	77.9
1963	Jim Parker	117	52	44.4	728	88.6
1964	Thomas Ray	59	21	35.6	253	60.3
1965	Thomas Ray	175	74	42.3	1019	85.0
1966	Jimmy Addison	186	103	55.4	1491	125.5
1967	Jimmy Addison	174	82	47.1	924	89.7
1968	Billy Ammons	162	74	45.7	1006	90.8
1969	Tommy Kendrick	227	107	47.1	1457	97.8
1970	Tommy Kendrick	267	133	49.8	1407	96.5
1971	Tommy Kendrick	152	64	42.1	1040	96.8
1972	Ken Pengitore	131	55	42.0	831	85.6
1973	Ken Pengitore	188	82	43.6	1370	110.4
1974	Mark Fellers	92	42	45.7	783	142.1
1975	Willie Jordan	73	40	54.8	728	158.3
1976	Steve Fuller	116	58	50.0	835	114.4



# YEARLY LEADERS

1977	Steve Fuller	205	106	51.7	1655	124.8
1978	Steve Fuller	187	101	54.0	1515	130.1
1979	Billy Lott	174	90	51.7	1184	108.4
1980	Homer Jordan	172	85	49.4	1311	111.4
1981	Homer Jordan	196	107	54.6	1630	130.5
1982	Homer Jordan	100	55	55.5	674	104.2
1983	Mike Eppley	166	99	59.6	1410	146.0
1984	Mike Eppley	213	116	54.5	1494	123.8
1985	Randy Anderson	123	63	51.2	703	96.4
1986	Rodney Williams	200	98	49.0	1245	99.9
1987	Rodney Williams	209	101	48.3	1486	107.9
1988	Rodney Williams	186	78	41.9	1144	98.2
1989	Chris Morocco	134	79	59.0	1131	141.7
1990	DeChane Cameron	194	98	50.5	1185	108.6
1991	DeChane Cameron	226	126	55.7	1601	115.5
1992	Patrick Sapp	144	60	41.7	750	88.1
1993	Patrick Sapp	133	66	49.6	1084	122.0
1994	Nealon Greene	94	51	54.3	524	102.4
1995	Nealon Greene	202	116	57.4	1537	129.8
1996	Nealon Greene	219	111	50.7	1446	110.9
1997	Nealon Greene	290	180	62.1	2212	138.1
1998	Brandon Streeter	282	150	53.2	1948	116.5
1999	Woodrow Dantzler	201	112	55.7	1506	127.5
2000	Woodrow Dantzler	244	137	56.1	1871	129.7
2001	Woodrow Dantzler	334	203	60.8	2578	139.8
2002	Charlie Whitehurst	214	123	57.5	1554	128.3
2003	Charlie Whitehurst	465	288	61.9	3561	135.6
2004	Charlie Whitehurst	349	177	50.7	2067	97.3
2005	Charlie Whitehurst	340	229	67.4	2483	133.5
2006	Will Proctor	304	183	60.2	2353	135.3
2007	Cullen Harper	433	282	65.1	2991	141.0
2008	Cullen Harper	360	221	61.4	2601	126.2
2009	Kyle Parker	369	205	55.6	2526	124.4
2010	Kyle Parker	341	196	57.5	2213	117.2
2011	Tajh Boyd	499	298	59.7	3828	141.2
2012	Tajh Boyd	427	287	67.2	3896	165.6
2013	Tajh Boyd	413	283	68.5	3851	168.7
2014	Deshaun Watson	137	93	67.9	1466	188.6
2015	Deshaun Watson	491	333	67.8	4104	156.3
2016	Deshaun Watson	579	388	67.0	4593	151.1

Note: Leaders based on pass efficiency rating.

## RECEPTIONS

Year	Player, Pos.	Rec.	Yards	Avg.
1938	Gus Goins, RE	8	123	15.4
1939	Joe Blalock, LE	15	322	21.5
1940	Joe Blalock, LE	10	211	21.1
1941	Joe Blalock, LE	13	240	18.5
1942	Marion Craig, BB	14	173	12.4
1943	Eddis Freeman, RE	8	175	21.9
1944	Eddis Freeman, LE	9	162	18.0
1945	Eddis Freeman, RE	7	156	22.3
1946	Eddis Freeman, RE	15	181	12.1
1947	John Poulos, LE	6	169	28.2
1948	Oscar Thompson, RE	19	333	17.5
1949	Glenn Smith, RE	25	446	17.8
1950	Glenn Smith, RE	22	498	22.6
1951	Glenn Smith, LE	39	632	16.2
1952	Otis Kempson, LE	15	220	14.7
1953	Dreher Gaskin, E	21	426	20.3
1954	Scott Jackson, E	11	151	13.7
1955	Joe Pagliei, RB	10	233	23.3
1956	Dalton Rivers, E	5	76	15.2
1957	Whitey Jordan, E	12	369	30.7
1958	George Ustry, RB	18	171	9.5
1959	Bill Mathis, RB	18	319	17.7
1960	Harry Pavilack, RB	17	272	14.2
1961	Elmo Lam, RB	17	237	13.9
1962	Johnny Case, E	13	213	16.4
1963	Lou Fogle, E	17	218	12.8
1964	Hoss Hostettler, E	8	103	12.9
1965	Phil Rogers, FLK	36	466	12.9
1966	Phil Rogers, FLK	42	574	13.7
1967	Phil Rogers, FLK	28	429	15.3
1968	Charlie Waters, WR	22	411	18.6
	Jack Anderson, WR	22	344	15.6
1969	Charlie Waters, FLK	44	738	16.9
1970	John McMakin, TE	40	532	13.3
1971	John McMakin, TE	29	421	14.5
1972	Dennis Goss, FLK	21	385	18.3
1973	Bennie Cunningham, TE	22	341	15.5
1974	Bennie Cunningham, TE	24	391	16.3
1975	Joey Walters, WR	26	394	15.2
1976	Jerry Butler, WR	33	484	14.7
1977	Jerry Butler, WR	47	824	17.5
1978	Jerry Butler, WR	58	908	15.7
1979	Perry Tuttle, WR	36	544	15.1
1980	Perry Tuttle, WR	53	915	17.3
1981	Perry Tuttle, WR	52	883	17.0

1982	Jeff Stockstill, WR	25	247	9.9
1983	Ray Williams, WR	19	342	18.0
1984	Terrance Roulhac, WR	26	512	19.7
1985	Terrance Roulhac, WR	31	533	17.2
1986	Ray Williams, WR	20	280	14.0
	Terrance Roulhac, WR	20	228	11.4
1987	Gary Cooper, WR	34	618	18.2
1988	Keith Jennings, WR	30	397	13.2
1989	Rodney Fletcher, WR	35	556	15.9
1990	Terry Smith, WR	34	480	14.1
1991	Terry Smith, WR	52	829	15.9
1992	Terry Smith, WR	38	596	15.7
1993	Terry Smith, WR	38	776	20.4
1994	Antwan Wyatt, WR	30	282	9.4
1995	Antwan Wyatt, WR	45	683	15.2
1996	Kenya Crooks, WR	30	444	14.8
1997	Tony Horne, WR	70	907	13.0
1998	Brian Wofford, WR	35	535	15.3
1999	Rod Gardner, WR	80	1084	13.6
2000	Rod Gardner, WR	58	1050	18.1
2001	Derrick Hamilton, WR	53	684	12.9
2002	Kevin Youngblood, WR	59	591	10.0
2003	Kevin Youngblood, WR	70	897	12.8
2004	Airese Currie, WR	61	868	14.2
2005	Chansi Stuckey, WR	64	770	12.0
2006	Chansi Stuckey, WR	50	700	14.0
2007	Aaron Kelly, WR	88	1081	12.3
2008	Aaron Kelly, WR	67	722	10.8
2009	Jacoby Ford, WR	56	779	13.9
2010	DeAndre Hopkins, WR	52	637	12.3
2011	Sammy Watkins, WR	82	1219	14.9
2012	DeAndre Hopkins, WR	82	1405	17.1
2013	Sammy Watkins, WR	101	1464	14.5
2014	Artavis Scott, WR	76	965	12.7
2015	Artavis Scott, WR	93	901	9.7
2016	Mike Williams, WR	98	1361	13.9

## PUNT RETURN YARDS

Year	Player	PR	Yards	Avg.
1938	Shad Bryant	27	487	18.0
1939	Shad Bryant	31	202	6.5
1940	Chippy Maness	22	169	7.7
1941	Butch Butler	23	225	9.8
1942	Butch Butler	24	164	6.8
1943	Butch Butler	13	114	8.8
1944	Sid Tinsley	17	142	8.4
1945	Butch Butler	26	280	10.8
1946	Hal Leonard	8	73	9.1
1947	Bobby Gage	14	98	7.0
1948	Bobby Gage	12	203	16.9
1949	Jackie Calvert	15	131	8.7
1950	Jackie Calvert	14	225	16.1
1951	Billy Hair	13	146	11.2
1952	Pete Cook	14	134	14.0
1953	Don King	4	36	9.0
1954	Joe Pagliei	7	134	19.1
1955	Jim Coleman	4	77	19.3
1956	Jim Coleman	10	113	11.3
1957	George Ustry	8	59	7.4
1958	Bobby Morgan	11	154	14.0
1959	George Ustry	17	183	10.8
1960	Harry Pavilack	6	112	18.7
1961	Elmo Lam	8	179	22.4
1962	Mack Matthews	4	96	24.0
1963	Hugh Mauldin	17	193	11.4
1964	Hugh Mauldin	9	100	11.1
1965	Jacky Jackson	8	73	9.1
1966	Frank Liberatore	11	122	11.1
1967	Richie Luzzi	21	143	6.8
1968	Richie Luzzi	16	178	11.1
1969	Don Kelley	19	165	8.7
1970	Don Kelley	24	389	16.2
1971	Jeff Siepe	9	148	16.4
1972	Jeff Siepe	25	125	5.0
1973	Peanut Martin	18	158	8.8
1974	Joey Walters	9	84	9.3
1975	Stan Rome	12	100	8.3
1976	Joey Walters	15	88	5.9
1977	Willie Jordan	33	300	9.1
1978	Willie Jordan	21	269	12.1
1979	Hollis Hall	27	160	5.9
1980	Terry Kinard	12	50	4.2
1981	Billy Davis	34	275	8.1
1982	Billy Davis	24	160	6.7
1983	Billy Davis	17	83	4.9
1984	Reggie Pleasant	28	173	6.2
1985	Kevin Peady	17	45	2.6
1986	Donnell Woolford	25	203	8.1
1987	Donnell Woolford	23	345	15.0

1988	Donnell Woolford	29	192	6.6
1989	James Lott	27	226	8.4
1990	Dexter Davis	32	229	7.2
1991	Darnell Stephens	29	362	12.5
1992	Robert O'Neal	17	145	8.5
1993	Andre Humphrey	13	179	13.8
1994	Dexter McClean	13	71	5.5
1995	Antwan Wyatt	21	249	11.9
1996	Dexter McClean	14	105	7.5
1997	Tony Horne	32	332	10.4
1998	Travis Zachery	26	216	8.3
1999	Mal Lawyer	14	118	8.4
2000	Joe Don Reames	23	281	12.2
2001	Brian Mance	16	211	13.2
2002	Derrick Hamilton	35	377	10.8
2003	Derrick Hamilton	29	218	7.5
2004	Justin Miller	26	339	13.0
2005	Chansi Stuckey	27	199	7.4
2006	Jacoby Ford	15	166	11.1
2007	C.J. Spiller	16	137	8.6
2008	C.J. Spiller	18	189	10.5
2009	C.J. Spiller	8	210	26.3
2010	Marcus Gilchrist	23	233	10.1
2011	DeAndre Hopkins	10	49	4.9
2012	Adam Humphries	18	86	4.8
2013	Adam Humphries	20	212	10.6
2014	Adam Humphries	31	178	5.7
2015	Artavis Scott	13	55	4.2
2016	Ray-Ray McCloud	21	176	8.4

## KICKOFF RETURN YARDS

Year	Player	KOR	Yards	Avg.
1938	Shad Bryant	5	132	26.4
1939	Shad Bryant	3	54	18.0
1940	Booty Payne	2	43	21.5
1941	Charlie Timmons	6	155	25.8
1942	Marion Craig	5	90	18.0
1943	Bill Rogers	7	138	19.7
1944	Sid Tinsley	9	247	27.4
1945	Butch Butler	8	156	19.5
1946	Bill Rogers	4	84	21.0
1947	Bobby Gage	10	244	24.4
1948	Ray Mathews	6	134	22.3
1949	Fred Cone	7	148	21.1
1950	Jackie Calvert	6	89	14.8
1951	Billy Hair	7	185	26.4
1952	Buck George	7	140	20.0
1953	Joe Pagliei	5	99	19.8
1954	Joe Pagliei	7	138	19.7
1955	Joel Wells	8	181	22.6
1956	Joel Wells	6	140	23.3
1957	George Ustry	4	105	26.3
1958	Charlie Horne	6	144	24.0
1959	Bill Mathis	10	294	29.4
1960	Mack Matthews	7	104	14.9
1961	Wendal Black	10	213	21.3
1962	Mack Matthews	10	215	21.5
1963	Mack Mathews	6	139	23.2
1964	Hugh Mauldin	7	181	25.6
1965	Tom Duley	14	311	22.2
1966	Jacky Jackson	16	368	23.0
1967	Jacky Jackson	11	210	19.1
1968	Jack Anderson	10	257	25.7
1969	John Shields	25	539	21.6
1970	Bob Bosler	28	568	20.3
1971	Dennis Goss	15	355	23.7
1972	David Thomas	22	522	22.7
1973	Jay Washington	22	474	21.5
1974	Warren Ratchford	20	480	24.0
1975	Willie Scott	26	541	20.8
1976	Warren Ratchford	12	226	18.9
1977	Willie Jordan	14	298	21.3
1978	Willie Jordan	11	232	21.1
1979	Andy Headen	10	214	21.4
1980	Andy Headen	12	195	16.3
1981	Perry Tuttle	12	266	22.2
1982	Steve Griffin	9	172	19.1
1983	Ray Williams	21	494	23.5
1984	Ray Williams	19	354	18.6
1985	Ray Williams	26	502	19.3
1986	Terrance Roulhac	18	578	32.1
1987	Joe Henderson	14	407	29.1
1988	Wesley McFadden	16	324	20.3
1989	Doug Thomas	12	249	20.8
1990	Doug Thomas	11	333	30.3
1991	Larry Ryans	14	319	22.8
1992	Greg Hood	12	274	22.8
1993	Andre Humphrey	29	663	22.9
1994	Andre Humphrey	22	500	22.7

# YEARLY LEADERS

1995	Antwan Wyatt	18	452	25.1
1996	Tony Horne	8	212	26.5
1997	Tony Horne	19	536	28.2
1998	Antwan Edwards	13	350	26.9
1999	Joe Don Reames	15	332	22.1
2000	Joe Don Reames	9	180	21.1
2001	Brian Mance	25	588	23.5
2002	Derrick Hamilton	32	696	21.8
2003	Justin Miller	17	417	24.5
2004	Justin Miller	20	661	^33.1
2005	Aaron Kelly	10	266	26.6
2006	Jacoby Ford	13	426	32.8
2007	C.J. Spiller	19	547	28.8
2008	C.J. Spiller	19	516	27.2
2009	C.J. Spiller	23	775	32.8
2010	Marcus Gilchrist	27	639	23.7
2011	Sammy Watkins	33	826	25.0
2012	Sammy Watkins	13	257	19.8
2013	Sammy Watkins	14	293	20.9
2014	T.J. Green	21	445	21.2
2015	Artavis Scott	15	371	24.7
2016	Artavis Scott	23	535	23.3

^ - led the nation

## ALL-PURPOSE YARDS

Year	Player, Pos.	Rush	Rec	PR	KOR	Total
1961	Elmo Lam, TB	270	237	179	26	712
1962	Mack Matthews, TB	266	30	96	215	607
1963	Hugh Mauldin, TB	218	110	63	193	584
1964	Hal Davis, TB	533	56	39	110	738
1965	Hugh Mauldin, RB	686	91	---	61	838
1966	Buddy Gore, TB	750	10	---	302	1062
1967	Buddy Gore, TB	1045	45	---	118	1208
1968	Buddy Gore, TB	776	10	---	217	1003
1969	Ray Yauger, TB	968	130	---	65	1163
1970	Ray Yauger, TB	711	112	---	---	823
1971	Rick Gilstrap, TB	514	-4	---	201	711
1972	Wade Hughes, FB	761	23	---	32	816
1973	Jay Washington, RB	428	28	---	474	930
1974	Ken Callicutt, RB	809	76	---	---	885
1975	Ken Callicutt, RB	572	47	---	---	619
1976	Warren Ratchford, TB	676	23	---	226	925
1977	Jerry Butler, WR	6	824	---	---	830
1978	Lester Brown, TB	1022	55	---	---	1077
1979	Marvin Sims, FB	743	48	---	---	791
1980	Perry Tuttle, WR	23	915	---	---	938
1981	Perry Tuttle, WR	21	883	---	266	1170
1982	Cliff Austin, TB	1064	15	---	---	1079
1983	Kevin Mack, FB	866	116	---	---	982
1984	Stacey Driver, TB	627	53	---	---	680
1985	Kenny Flowers, TB	1200	26	---	40	1266
1986	Terence Flagler, TB	1258	188	---	---	1446
1987	Terry Allen, TB	973	80	---	73	1126
1988	Terry Allen, TB	1192	125	---	7	1324
1989	Joe Henderson, TB	848	97	---	188	1133
1990	Ronald Williams, TB	941	1	---	---	942
1991	Rodney Blunt, TB	747	178	---	---	925
1992	Rodney Blunt, TB	824	17	---	---	841
1993	Andre Humphrey, CB	---	---	179	663	842
1994	Antwan Wyatt, WR	256	282	---	---	538
1995	Antwan Wyatt, WR	34	683	249	452	1418
1996	Raymond Priestner, TB	1345	115	---	---	1460
1997	Tony Horne, WR	7	907	332	536	1782
1998	Travis Zachery, TB	635	144	216	---	995
1999	Rod Gardner, WR	1	1084	---	---	1085
2000	Travis Zachery, TB	1027	313	30	---	1370
2001	Derrick Hamilton, WR	38	684	23	476	1221
2002	Derrick Hamilton, WR	208	602	377	696	1883
2003	Derrick Hamilton, WR	111	1026	218	360	1735
2004	Airese Currie, WR	8	868	---	212	1088
2005	Chansi Stuckey, WR	78	770	199	22	1069
2006	C.J. Spiller, RB	938	210	33	234	1415
2007	C.J. Spiller, RB	748	271	137	547	1723
2008	C.J. Spiller, RB	629	436	189	516	1770
2009	C.J. Spiller, RB	1212	503	210	755	2661
2010	Jamie Harper, RB	760	328	---	43	1131
2011	Sammy Watkins, WR	231	1219	12	826	2288
2012	Andre Ellington, RB	1081	232	---	178	1491
2013	Sammy Watkins, WR	11	1464	0	293	1768
2014	Mike Williams, WR	---	1030	---	---	1030
2015	Wayne Gallman, RB	1527	213	---	---	1740
2016	Mike Williams, WR	---	1361	---	---	1361

## INTERCEPTIONS

Year	Player, Pos.	Int.	Yards
1938	Shad Bryant, DB	3	29
1939	Banks McFadden, DB	2	27
1940	Charlie Timmons, DB	4	5
1941	Charlie Wright, DB	4	44

1942	Butch Butler, DB	4	37
1943	Butch Butler, DB	3	3
1944	Billy G. Rogers, DB	3	22
1945	Eddis Freeman, DB	3	24
1946	Gerald Leverman, DB	2	10
1947	Ray Mathews, DB	2	66
1948	Ray Mathews, DB	5	49
1949	Jim Reynolds, DB	3	13
1950	Fred Knoebel, CB	6	68
1951	Fred Knoebel, CB	7	37
1952	Pete Cook, SS	4	47
1953	Ken Moore, DB	2	85
1954	Don King, DB	2	14
1955	Charlie Bussey, DB	2	52
1956	Joel Wells, DB	2	6
1957	Doug Cline, DB	2	34
1958	Bobby Morgan, DB	2	9
1959	George Usry, DB	3	106
1960	Joe Anderson, DB	3	29
1961	Harry Pavilack, DB	2	3
1962	Rodney Rogers, DB	3	16
1963	Jimmy Bell, DB	3	48
1964	Jimmy Bell, DB	5	0
1965	Wayne Page, DB	4	17
1966	Phil Marion, DB	4	31
1967	Richie Luzzi, DB	3	54
1968	John Fulmer, DB	3	24
1969	Dale Henry, DB	3	29
1970	Don Kelley, DB	3	156
1971	Bobby Johnson, DB	4	57
1972	Bobby Johnson, DB	3	16
1973	Lynn Carson, DB	5	65
1974	Dennis Smith, DB	6	47
1975	Peanut Martin, CB	2	9
1976	Randy Scott, LB	2	6
1977	Steve Ryan, CB	6	67
1978	Rex Varn, SS	4	148
1979	Terry Kinard, FS	3	93
1980	Eddie Geathers, CB	3	20
1981	Terry Kinard, FS	6	51
1982	Johnny Rembert, LB	6	128
1983	Ty Davis, CB	4	21
1984	Terence Mack, OLB	3	28
1985	Kenny Danforth, SS	2	24
1986	Delton Hall, CB	4	121
1987	Donnell Woolford, CB	5	0
1988	Gene Beasley, SS	3	27
1989	Robert O'Neal, FS	8	96
1990	Dexter Davis, CB	6	32
1991	Tyron Mouzon, SS	3	18
1992	Darnell Stephens, SS	3	55
1993	Dexter McCleon, CB/QB	3	14
1994	Dexter McCleon, CB	4	27
1995	Brian Dawkins, SS	6	55
1996	Peter Ford, CB	2	66
1997	Antwan Edwards, CB	4	81
1998	Antwan Edwards, CB	2	56
1999	Robert Carswell, FS	6	72
2000	Alex Ardley, CB	6	61
2001	Charles Hafley, SS	4	2
2002	Justin Miller, CB	8	50
2003	Jamaal Fudge, ROV	4	66
2004	Jamaal Fudge, ROV	3	55
2005	C.J. Gaddis, CB	3	36
2006	Crezdon Butler, CB	3	35
2007	Chris Chancellor, CB	4	12
2008	Michael Hamlin, S	6	111
2009	DeAndre McDaniel, S	8	128
2010	DeAndre McDaniel, S	4	33
2011	Jonathan Meeks, S	3	58
2012	Rashard Hall, S	4	17
2013	Jayron Kears, S	4	62
2014	Jadar Johnson, S	2	84
2015	Cordrea Tankersley, CB	5	50
2016	Jadar Johnson, S	5	44

Note: Ties broken by return yards.

## PUNTING AVERAGE

Year	Player	Punts	Yards	Avg.
1938	Bob Bailey	44	1631	37.1
1939	Banks McFadden	65	2828	43.5
1940	Chippy Maness	51	1989	39.0
1941	Booty Payne	47	1931	41.1
1942	Butch Butler	73	2679	36.7
1943	Butch Butler	32	1316	41.1
1944	Sid Tinsley	52	2070	39.8
1945	Butch Butler	50	1864	37.3
1946	Gerald Leverman	30	1067	35.5
1947	Bobby Gage	52	2054	39.5

1948	Bobby Gage	37	1317	35.6
1949	Jackie Calvert	26	1087	41.8
1950	Billy Hair	18	610	33.9
1951	Billy Hair	39	632	29.7
1952	Jack Shown	55	2073	37.7
1953	Don King	18	668	37.1
1954	Joe Pagliei	26	955	36.7
1955	Joe Pagliei	20	782	39.1
1956	Charlie Bussey	39	1410	36.1
1957	Charlie Horne	22	695	31.6
1958	Bill Mathis	22	787	35.8
1959	Lowndes Shingler	24	858	35.8
1960	Eddie Wertz	38	1376	36.2
1961	Eddie Wertz	56	2249	40.2
1962	Eddie Wertz	41	1667	40.7
1963	Hugh Mauldin	37	1157	31.3
1964	Don Barfield	60	2191	36.5
1965	Don Barfield	62	2503	40.4
1966	Don Barfield	55	2132	38.7
1967	Sammy Cain	64	2423	37.9
1968	Sammy Cain	60	2235	37.3
1969	Sammy Cain	48	1785	37.3
1970	Jack Anderson	35	1434	41.0
1971	Tony Anderson	73	2714	37.2
1972	Tony Anderson	71	2724	38.4
1973	Mitch Tyner	61	2552	41.8
1974	Mitch Tyner	66	2649	40.1
1975	Richard Holliday	31	1083	35.0
1976	Mike O'Cain	55	2110	38.4
1977	David Sims	64	2462	38.7
1978	David Sims	50	2010	40.2
1979	David Sims	79	3468	43.9
1980	Richard Hendley	52	2001	38.5
1981	Dale Hatcher	44	1908	43.4
1982	Dale Hatcher	46	1871	40.7
1983	Dale Hatcher	47	2051	43.6
1984	Dale Hatcher	54	2361	43.7
1985	Andy Newell	57	2276	39.9
1986	Bill Spiers	59	2310	39.2
1987	Rusty Seyle	53	2011	37.9
1988	Chris Gardocki	45	1924	42.8
1989	Chris Gardocki	48	2062	43.0
1990	Chris Gardocki	58	2580	44.5
1991	Chuck Lynch	58	2146	37.0
1992	Nelson Welch	63	2525	40.1
1993	Nelson Welch	41	1579	38.5
1994	Nelson Welch	76	2980	39.2
1995	Chris McNally	50	2136	42.7
1996	Kevin Laird	69	2568	37.2
1997	Kevin Laird	67	2865	42.8
1998	Kevin Laird	75	3114	41.5
1999	Ryan Romano	65	2594	39.9
2000	Jamie Somaini	65	2552	39.3
2001	Wynn Kopp	48	1848	38.5
2002	Wynn Kopp	63	2340	37.1
2003	Cole Chason	58	2238	38.6
2004	Cole Chason	66	2656	40.2
2005	Cole Chason	50	1822	36.4
2006	Cole Chason	50	2064	41.3
2007	Jimmy Maners	55	2354	42.8
2008	Jimmy Maners	49	1985	40.5
2009	Dawson Zimmerman	55	2153	39.1
2010	Dawson Zimmerman	60	2563	42.7
2011	Dawson Zimmerman	65	2717	41.8
2012	Spencer Benton	48	1880	39.2
2013	Bradley Pinion	56	2205	39.4
2014	Bradley Pinion	75	3194	42.6
2015	Andy Teasdale	67	2647	39.5
2016	Andy Teasdale	61	2321	38.0

Note: Leaders based on 3.6 punts per game or largest number of punts that season if no one attempted 3.6 per game.

# INDIVIDUAL SEASON BESTS

## RUSHING YARDS

Rk	Player	Year	Car.	Yards	Avg.
1.	Wayne Gallman	2015	283	1527	5.4
2.	Raymond Priestler	1996	257	1345	5.2
3.	Raymond Priestler	1995	238	1322	5.6
4.	Terrence Flagler	1986	192	1258	6.6
5.	C.J. Spiller	2009	216	1212	5.6
6.	Kenny Flowers	1985	227	1200	5.3
7.	Terry Allen	1988	216	1192	5.5
8.	James Davis	2006	203	1187	5.8
9.	Andre Ellington	2011	223	1178	5.3
10.	Wayne Gallman	2016	232	1133	4.9
11.	Deshaun Watson	2015	207	1105	5.3
12.	Andre Ellington	2012	212	1081	5.1
13.	Cliff Austin	1982	197	1064	5.4
	James Davis	2007	214	1064	5.0
15.	Woodrow Dantzler	2001	221	1061	4.8
16.	Buddy Gore	1967	230	1045	4.5
17.	Woodrow Dantzler	2000	190	1028	5.4
18.	Travis Zachery	2000	206	1027	5.0
19.	Roderick McDowell	2013	189	1025	5.4
20.	Lester Brown	1978	202	1022	5.1

## RUSHING YARDS PER GAME

Rk	Player	Year	G	Yards	Y/G
1.	Raymond Priestler	1996	12	1345	112.1
2.	Raymond Priestler	1995	12	1322	110.2
3.	Wayne Gallman	2015	14	1527	109.1
4.	Cliff Austin	1982	10	1064	106.4
5.	Terrence Flagler	1986	12	1258	104.8
6.	Buddy Gore	1967	10	1045	104.5
7.	Kenny Flowers	1985	12	1200	100.0
8.	Terry Allen	1988	12	1192	99.3
9.	Ray Yaeger	1969	10	968	96.8
10.	James Davis	2006	13	1187	91.3

## YARDS PER CARRY

Rk	Player	Year	Car-Yards	Y/C
1.	Billy Hair	1950	71-525	7.39
2.	C.J. Spiller	2006	129-938	7.27
3.	Andre Ellington	2009	68-491	7.22
4.	Ronald Williams	1991	82-585	7.13
5.	Terrence Flagler	1986	192-1258	6.55
6.	Jackie Calvert	1950	105-663	6.31
7.	Ray Mathews	1949	118-728	6.17
8.	Hal Davis	1984	87-533	6.13
9.	Shad Bryant	1939	84-508	6.05
10.	Banks McFadden	1939	78-468	6.01

Note: Minimum 400 yards.

## RUSHING TOUCHDOWNS

Rk	Player	Year	G	Car.	Yards	Y/C	TD
1.	Lester Brown	1978	12	202	1022	5.1	17
	James Davis	2006	13	203	1187	5.8	17
	Wayne Gallman	2016	15	232	1133	4.9	17
4.	Travis Zachery	1999	11	185	820	4.4	16
5.	Fred Cone	1950	10	184	845	4.6	14
	Cliff Austin	1982	10	197	1064	5.4	14
	Emory Smith	1995	12	145	712	4.9	14
8.	Kenny Flowers	1985	12	227	1200	5.3	13
	Woodrow Dantzler	2000	12	190	1028	5.4	13
	Travis Zachery	2000	12	206	1027	5.0	13
	Wayne Gallman	2015	14	283	1527	5.4	13

## PASSING ATTEMPTS

Rk	Player	Year	Yards	Pct.	Co.	Att.
1.	Deshaun Watson	2016	4593	67.0	388	579
2.	Tajh Boyd	2011	3828	59.7	298	499
3.	Deshaun Watson	2015	4104	67.8	333	491
4.	Charlie Whitehurst	2003	3561	61.9	288	465
5.	Cullen Harper	2007	2991	65.1	282	433
6.	Tajh Boyd	2012	3896	67.2	287	427
7.	Tajh Boyd	2013	3851	68.5	283	413
8.	Kyle Parker	2009	2526	55.6	205	369
9.	Cullen Harper	2008	2601	61.4	221	360
10.	Charlie Whitehurst	2004	2067	50.7	177	349

## COMPLETIONS

Rk	Player	Year	Yards	Pct.	Att.	Co.
1.	Deshaun Watson	2016	4593	67.0	579	388
2.	Deshaun Watson	2015	4104	67.8	491	333
3.	Tajh Boyd	2011	3828	59.7	499	298
4.	Charlie Whitehurst	2003	3561	61.9	465	288
5.	Tajh Boyd	2012	3896	67.2	427	287
6.	Tajh Boyd	2013	3851	68.5	413	283
7.	Cullen Harper	2007	2991	65.1	433	282
8.	Charlie Whitehurst	2005	2483	67.4	340	229
9.	Cullen Harper	2008	2601	61.4	360	221
10.	Kyle Parker	2009	2526	55.6	369	205

## PASSING YARDS

Rk	Player	Year	Att.	Co.	Pct.	Yards
1.	Deshaun Watson	2016	579	388	67.0	4593
2.	Deshaun Watson	2015	491	333	67.8	4104
3.	Tajh Boyd	2012	427	287	67.2	3896
4.	Tajh Boyd	2013	413	283	68.5	3851
5.	Tajh Boyd	2011	499	298	59.7	3828
6.	Charlie Whitehurst	2003	465	288	61.9	3561
7.	Cullen Harper	2007	433	282	65.1	2991
8.	Cullen Harper	2008	360	221	61.4	2601
9.	Woodrow Dantzler	2001	334	203	60.8	2578
10.	Kyle Parker	2009	369	205	55.6	2526

## PASSING YARDS PER GAME

Rk	Player	Year	G	Co.	Att.	Yards	Y/G
1.	Deshaun Watson	2016	15	388	579	4593	306.2
2.	Tajh Boyd	2012	13	287	427	3896	299.7
3.	Tajh Boyd	2013	13	283	413	3851	296.2
4.	Charlie Whitehurst	2003	13	288	465	3561	273.9
5.	Deshaun Watson	2015	15	333	491	4104	273.6
6.	Tajh Boyd	2011	14	298	499	3828	273.4
7.	Cullen Harper	2007	13	282	433	2991	230.1
8.	Charlie Whitehurst	2005	11	229	340	2483	225.7
9.	Woodrow Dantzler	2001	12	203	334	2578	214.8
10.	Cullen Harper	2008	13	221	360	2601	200.1

## PASSING EFFICIENCY

Rk	Player	Year	Co.	Att.	Yards	TD	I	Eff.
1.	Deshaun Watson	2014	93	137	1466	14	2	188.6
2.	Tajh Boyd	2013	283	413	3851	34	11	168.7
3.	Tajh Boyd	2012	287	427	3896	36	13	165.6
4.	Willie Jordan	1975	40	73	728	5	1	158.3
5.	Deshaun Watson	2015	333	491	4104	35	13	156.3
6.	Harvey White	1957	46	95	841	11	3	154.6
7.	Deshaun Watson	2016	388	579	4593	41	17	151.1
8.	Mike Eppley	1983	99	166	1410	13	9	146.0
9.	Mark Fellers	1974	42	92	783	10	5	143.1
10.	Chris Morocco	1989	79	134	1131	6	2	141.7

Note: Minimum 70 passing attempts.

## COMPLETION PERCENTAGE

Rk	Player	Year	Co.	Att.	Yards	Pct.
1.	Tajh Boyd	2013	283	413	3851	68.5
2.	Deshaun Watson	2014	93	137	1466	67.9
3.	Deshaun Watson	2015	333	491	4104	67.8
4.	Charlie Whitehurst	2005	229	340	2483	67.4
5.	Tajh Boyd	2012	287	427	3896	67.2
6.	Deshaun Watson	2016	388	579	4593	67.0
7.	Cullen Harper	2007	282	433	2991	65.1

8.	Cole Stoudt	2014	191	302	1892	63.2
9.	Brandon Streeter	1999	135	214	1466	63.1
10.	Nealson Greene	1997	180	290	2212	62.1

Note: Minimum 100 passing attempts.

## PASSING TOUCHDOWNS

Rk	Player	Year	Co.	Att.	Yards	TD
1.	Deshaun Watson	2016	388	579	4593	41
2.	Tajh Boyd	2012	287	427	3896	36
3.	Deshaun Watson	2015	333	491	4104	35
4.	Tajh Boyd	2013	283	413	3851	34
5.	Tajh Boyd	2011	298	499	3828	33
6.	Cullen Harper	2007	282	433	2991	27
7.	Woodrow Dantzler	2001	203	334	2578	21
	Charlie Whitehurst	2003	288	465	3561	21
9.	Kyle Parker	2009	205	369	2526	20
10.	Nealson Greene	1997	180	290	2212	16
	Will Proctor	2006	183	304	2353	16

## TOTAL OFFENSE YARDS

Rk	Player	Year	Rush	Pass	Total
1.	Deshaun Watson	2016	626	4593	5219
2.	Deshaun Watson	2015	1105	4104	5209
3.	Tajh Boyd	2012	514	3896	4410
4.	Tajh Boyd	2013	400	3851	4251
5.	Tajh Boyd	2011	218	3828	4046
6.	Woodrow Dantzler	2001	1061	2578	3639
7.	Charlie Whitehurst	2003	49	3561	3610
8.	Cullen Harper	2007	-89	2991	2902
9.	Woodrow Dantzler	2000	1028	1871	2899
10.	Kyle Parker	2009	135	2526	2661

## TOTAL OFFENSE YARDS PER GAME

Rk	Player	Year	G	Rush	Pass	Total	Y/G
1.	Deshaun Watson	2016	15	626	4593	5219	347.9
2.	Deshaun Watson	2015	15	1105	4104	5209	347.3
3.	Tajh Boyd	2012	13	514	3896	4410	339.2
4.	Tajh Boyd	2013	13	400	3851	4251	327.0
5.	Woodrow Dantzler	2001	12	1061	2578	3639	303.3
6.	Tajh Boyd	2011	14	218	3828	4046	289.0
7.	Charlie Whitehurst	2003	13	49	3561	3610	277.7
8.	Woodrow Dantzler	2000	12	1028	1871	2899	241.6
9.	Charlie Whitehurst	2005	11	26	2483	2509	228.1
10.	Cullen Harper	2007	13	-89	2991	2902	223.2

## ALL-PURPOSE YARDS

Rk	Player	Year	Rush	Rec.	PR	KOR	Total
1.	C.J. Spiller	2009	1212	503	210	755	2680
2.	Sammy Watkins	2011	231	1219	12	826	2288
3.	Derrick Hamilton	2002	208	602	377	696	1883
4.	Tony Horne	1997	7	907	332	536	1782
5.	C.J. Spiller	2008	629	436	189	516	1770
6.	Sammy Watkins	2013	11	1464	0	293	1768
7.	Wayne Gallman	2015	1527	213	----	----	1740
8.	Derrick Hamilton	2003	111	1026	218	380	1735
9.	C.J. Spiller	2007	768	271	137	547	1723
10.	Andre Ellington	2012	1081	232	----	178	1491

## RECEPTIONS

Rk	Player	Year	G	Yards	Avg.	Rec.
1.	Sammy Watkins	2013	13	1464	14.5	101
2.	Mike Williams	2016	15	1361	13.9	98
3.	Artavis Scott	2015	15	901	9.7	93
4.	Aaron Kelly	2007	13	1081	12.3	88
5.	Sammy Watkins	2011	13	1219	14.9	82
	DeAndre Hopkins	2012	13	1405	17.1	82
7.	Rod Gardner	1999	12	1084	13.6	80
8.	Artavis Scott	2014	13	965	12.7	76
9.	Artavis Scott	2016	15	614	8.1	76
10.	DeAndre Hopkins	2011	14	978	13.6	72

## RECEPTIONS PER GAME

Rk	Player	Year	G	Rec.	Rec./G
1.	Sammy Watkins	2013	13	101	7.77
2.	Aaron Kelly	2007	13	88	6.77
3.	Rod Gardner	1999	12	80	6.75
4.	Mike Williams	2016	15	98	6.53
5.	Sammy Watkins	2011	13	82	6.31
	DeAndre Hopkins	2012	13	82	6.31
7.	Artavis Scott	2015	15	93	6.20
8.	Artavis Scott	2014	13	76	5.85
9.	Tony Horne	1997	12	70	5.83
10.	Sammy Watkins	2012	10	57	5.70

# INDIVIDUAL SEASON BESTS

4. Sammy Watkins	2011	13	82	14.9	1219
5. Rod Gardner	1999	12	80	13.6	1084
6. Aaron Kelly	2007	13	88	12.3	1081
7. Rod Gardner	2000	12	58	18.1	1050
8. Mike Williams	2014	13	57	18.1	1030
9. Derrick Hamilton	2003	13	62	16.5	1026
10. DeAndre Hopkins	2011	14	72	13.6	978

## RECEIVING YARDS PER GAME

Rk Player	Year	G	Rec.	Yards	Y/G
1. Sammy Watkins	2013	13	101	1464	112.6
2. DeAndre Hopkins	2012	13	82	1405	108.1
3. Sammy Watkins	2011	11	82	1219	93.8
4. Mike Williams	2016	15	98	1361	90.7
5. Rod Gardner	1999	12	80	1084	90.3
6. Rod Gardner	2000	12	58	1050	87.5
7. Perry Tuttle	1980	11	53	915	83.2

## YARDS PER RECEPTION

Rk Player	Year	Rec-Yards	Avg.
1. Gary Cooper	1988	13-417	32.1
2. Whitey Jordan	1957	12-369	30.7
3. Martavis Bryant	2012	10-305	30.5
4. Don Kelley	1971	18-505	28.1
5. Ray Mathews	1948	14-379	27.1
6. Glenn Smith	1950	22-498	22.6
7. Joe Pagliei	1955	10-223	22.3
8. Craig Brantley	1975	22-475	21.6
9. Joe Blalock	1939	15-322	21.5
10. Joe Blalock	1940	10-211	21.1

Note: Minimum 10 receptions.

## RECEIVING TOUCHDOWNS

Rk Player	Year	G	Rec.	Yards	Avg.	TD
1. DeAndre Hopkins	2012	13	82	1405	17.1	18
2. Sammy Watkins	2011	13	82	1219	14.9	12
Sammy Watkins	2013	13	101	1464	14.5	12
4. Aaron Kelly	2007	13	88	1081	12.3	11
Mike Williams	2016	15	98	1361	13.9	11
6. Derrick Hamilton	2003	13	62	1026	16.5	10
7. Deon Cain	2016	15	38	724	19.1	9
8. Perry Tuttle	1981	12	52	833	17.0	8
Terrance Roulhac	1984	11	26	512	19.7	8
Tony Horne	1997	12	70	907	13.0	8
Dwayne Allen	2011	14	50	598	12.0	8
Brandon Ford	2012	12	31	411	13.3	8
Artavis Scott	2014	13	76	965	12.7	8
Jordan Leggett	2015	15	40	525	13.1	8

## TOTAL TOUCHDOWNS

Rk Player	Year	Rush	Rec.	Ret.	TD
1. C.J. Spiller	2009	12	4	5	21
2. Travis Zachery	2000	13	5	0	18
DeAndre Hopkins	2012	0	18	0	18
4. Lester Brown	1978	17	0	0	17
James Davis	2006	17	0	0	17
Wayne Gallman	2016	17	0	0	17
7. Travis Zachery	1999	16	0	0	16
8. Fred Cone	1950	14	1	0	15
Emory Smith	1995	14	1	0	15
10. Cliff Austin	1982	14	0	0	14
Wayne Gallman	2015	13	1	0	14

## PUNT RETURN YARDS

Rk Player	Year	PR	Avg.	Yards
1. Shad Bryant	1938	27	18.0	487
2. Don Kelley	1970	24	16.2	389
3. Derrick Hamilton	2002	35	10.8	377
4. Darnell Stephens	1991	29	12.5	362
5. Donnell Woolford	1987	23	15.0	345
6. Justin Miller	2004	26	13.0	339
7. Tony Horne	1997	32	10.4	332
8. Willie Jordan	1977	33	9.1	300
9. James Lott	1987	24	12.1	290
10. Joe Don Reames	2000	23	12.2	281

## PUNT RETURN AVERAGE

Rk Player	Year	PR	Yards	Avg.
1. Brian Mance	2000	6	192	32.0
2. C.J. Spiller	2009	8	210	26.3
3. Elmo Lam	1961	8	179	22.4
4. Joe Pagliei	1954	7	134	19.1
5. Harry Pavilack	1960	6	112	18.7
6. Shad Bryant	1938	27	487	18.0
7. Bobby Gage	1948	12	203	16.9
8. Jeff Siepe	1971	9	148	16.4
9. Don Kelley	1970	24	389	16.2
10. Jackie Calvert	1950	14	225	16.1

Note: Minimum five punt returns.

## KICKOFF RETURN YARDS

Rk Player	Year	KOR	Avg.	Yards
1. Sammy Watkins	2011	33	25.0	826
2. C.J. Spiller	2009	23	32.8	755
3. Derrick Hamilton	2002	32	21.8	696
4. Andre Humphrey	1993	29	22.9	663
5. Justin Miller	2004	20	33.1	661
6. Marcus Gilchrist	2010	27	23.7	639
7. Brian Mance	2001	25	23.5	588
8. Terrence Roulhac	1986	18	32.1	578
9. Bob Bosler	1970	28	20.3	568
10. C.J. Spiller	2007	19	28.8	547

## KICKOFF RETURN AVERAGE

Rk Player	Year	KOR	Yards	Avg.
1. Justin Miller	2002	13	456	35.1
2. Derrick Hamilton	2003	11	380	34.5
3. Justin Miller	2004	20	661	33.1
4. C.J. Spiller	2009	23	755	32.8
5. Jacoby Ford	2006	13	426	32.8
6. Terrence Roulhac	1986	18	578	32.1
7. Derrick Hamilton	2001	15	476	31.7
8. Doug Thomas	1990	11	333	30.3
9. Bill Mathis	1959	10	294	29.4
10. Joe Henderson	1987	14	407	29.1

Note: Minimum 10 kickoff returns.

## PUNTING AVERAGE

Rk Player	Year	Punts	Yards	Avg.
1. Chris Gardocki	1990	58	2580	44.5
2. David Sims	1979	79	3468	43.8
3. Dale Hatcher	1984	54	2361	43.7
4. Dale Hatcher	1983	47	2051	43.6
5. Banks McFadden	1939	65	2828	43.5
6. Dale Hatcher	1981	44	1908	43.4
7. Chris Gardocki	1989	48	2062	43.0
8. Jimmy Maners	2007	55	2354	42.8
9. Kevin Laird	1997	67	2865	42.8
10. Chris Gardocki	1988	45	1924	42.8

## NET PUNTING AVERAGE

Rk Player	Year	Net
1. Dale Hatcher	1984	42.4
2. David Sims	1979	40.6
3. Dawson Zimmerman	2010	40.6
4. Dale Hatcher	1983	40.5
5. Dale Hatcher	1981	40.5
6. Bradley Pinion	2014	40.3
7. Chris Gardocki	1989	39.4
8. Chris Gardocki	1990	39.3
9. Dale Hatcher	1982	38.8
10. Cole Chason	2006	38.6

## FIELD GOALS MADE

Rk Player	Year	Pct.	Att.	Made
1. Greg Huegel	2015	84.4	32	27
2. Jad Dean	2005	77.4	31	24
3. Obed Ariri	1980	76.7	30	23
4. Chris Gardocki	1989	75.9	29	22
Chris Gardocki	1990	78.6	28	22
Nelson Welch	1992	78.6	28	22
Mark Buchholz	2007	61.1	36	22
Chandler Catanzaro	2011	81.5	27	22
9. Ammon Lakip	2014	75.0	28	21
10. Richard Jackson	2009	64.5	31	20

## FIELD GOALS ATTEMPTED

Rk Player	Year	Made	Pct.	Att.
1. Mark Buchholz	2007	22	61.1	36
2. Greg Huegel	2015	27	84.4	32
3. Chris Gardocki	1988	19	59.4	32
4. Jad Dean	2005	24	77.4	31
Richard Jackson	2009	20	64.5	31
6. Obed Ariri	1980	23	76.7	30
7. Chris Gardocki	1989	22	75.9	29
8. Chris Gardocki	1990	22	78.6	28
Nelson Welch	1991	19	67.9	28
Nelson Welch	1992	22	78.6	28
Ammon Lakip	2014	21	75.0	28

## EXTRA POINTS MADE

Rk Player	Year	Att.	Pct.	Made
1. Greg Huegel	2016	73	97.3	71
2. Chandler Catanzaro	2013	61	98.4	60
3. Chandler Catanzaro	2012	59	96.6	57
Greg Huegel	2015	62	91.9	57
5. Chandler Catanzaro	2011	53	98.1	52
6. Mark Buchholz	2007	48	100.0	48
7. Jad Dean	2006	50	92.0	46

8. Aaron Hunt	2000	47	95.7	45
9. Obed Ariri	1978	46	95.7	44
10. Aaron Hunt	2001	45	97.8	44

## EXTRA POINTS ATTEMPTED

Rk Player	Year	Made	Pct.	Att.
1. Greg Huegel	2016	71	97.3	73
2. Greg Huegel	2015	57	91.9	62
3. Chandler Catanzaro	2013	60	98.4	61
4. Chandler Catanzaro	2012	57	96.6	59
5. Chandler Catanzaro	2011	52	98.1	53
6. Jad Dean	2006	46	92.0	50
7. Mark Buchholz	2007	48	100.0	48
8. Charles Radcliffe	1950	38	80.9	47
Aaron Hunt	2000	45	95.7	47
10. Obed Ariri	1978	44	95.7	46
Aaron Hunt	2001	45	97.8	46

## KICK SCORING

Rk Player	Year	FG-FGA	PAT	TP
1. Greg Huegel	2015	27-32	57-62	138
2. Chandler Catanzaro	2011	22-27	52-53	118
3. Mark Buchholz	2007	22-36	48-48	114
4. Greg Huegel	2016	14-19	71-73	113
5. Chandler Catanzaro	2012	18-19	57-59	111
6. Chris Gardocki	1989	22-29	41-41	107
7. Jad Dean	2005	24-31	34-35	106
Ammon Lakip	2014	21-28	43-44	106
9. Richard Jackson	2009	20-31	41-43	101
10. Chandler Catanzaro	2013	13-14	60-61	99

## SCORING

Rk Player	Year	TD	FG	*PAT	TP
1. Greg Huegel	2015	---	27	57	138
2. C.J. Spiller	2009	21	---	2	128
3. Chandler Catanzaro	2011	---	22	52	118
4. Mark Buchholz	2007	---	22	48	114
5. Greg Huegel	2016	---	14	71	113
6. Chandler Catanzaro	2012	---	18	57	111
7. Travis Zachery	2000	18	---	---	108
DeAndre Hopkins	2012	18	---	---	108
9. Chris Gardocki	1989	---	22	41	107
10. Jad Dean	2005	---	24	34	106
Ammon Lakip	2014	---	21	43	106

\* - total points

## INTERCEPTIONS

Rk Player	Year	Yards	TD	Int.
1. Robert O'Neal	1989	96	0	8
Justin Miller	2002	50	0	8
DeAndre McDaniel	2009	128	1	8
4. Fred Knoebel	1951	29	0	7
5. Dennis Smith	1974	47	1	6
Steve Ryan	1977	67	0	6
Terry Kinard	1981	31	0	6
Terry Kinard	1982	3	0	6
Johnny Rember	1982	128	1	6
Dexter Davis	1990	32	1	6
Brian Dawkins	1995	55	1	6
Robert Carswell	1999	72	0	6
Alex Ardley	2000	61	0	6
Brian Mance	2002	1	0	6
Michael Hamlin	2008	111	0	6
Rashard Hall	2009	67	0	6

## INTERCEPTION RETURN YARDS

Rk Player	Year	TD	Int.	Yards
1. Don Kelley	1970	1	3	156
2. Rex Varn	1978	1	4	148
3. Crezdon Butler	2008	0	4	142
4. Jimmy Quarles	1951	1	4	140
5. Johnny Rember	1982	1	6	128
DeAndre McDaniel	2009	1	8	128
7. Arlington Nunn	1990	3	3	115
Leonmont Evans	1995	0	4	115
9. Michael Hamlin	2008	0	6	111
10. Rex Varn	1977	1	4	109

# CAREER LEADERS

## RUSHING

### RUSHING YARDS

Rk	Player	Years	Car.	Y/C	TD	Yards
1.	Raymond Priestler	1994-97	805	4.93	21	3966
2.	James Davis	2005-08	753	5.15	47	3881
3.	C.J. Spiller	2006-09	606	5.85	32	3547
4.	Andre Ellington	2009-12	621	5.53	33	3436
5.	Wayne Gallman	2014-16	676	5.07	34	3429
6.	Travis Zachery	1998-01	691	4.43	41	3058
7.	Kenny Flowers	1983-86	590	4.94	26	2914
8.	Terry Allen	1987-89	523	5.31	28	2778
9.	Woodrow Dantzler	1998-01	591	4.67	27	2761
10.	Buddy Gore	1966-68	600	4.29	15	2571
11.	Ray Yauger	1968-70	555	4.39	16	2439
12.	Chuck McSwain	1979-82	483	4.80	23	2320
13.	Stacey Driver	1982-85	476	4.82	15	2293
14.	Ken Callicutt	1973-77	492	4.59	11	2256
15.	Lester Brown	1976-79	505	4.45	31	2228

### CARRIES

Rk	Player	Years	Yards	Y/C	Car.
1.	Raymond Priestler	1994-97	3966	4.93	805
2.	James Davis	2005-08	3881	5.15	753
3.	Travis Zachery	1998-01	3058	4.43	691
4.	Wayne Gallman	2014-16	3429	5.07	676
5.	Andre Ellington	2009-12	3436	5.53	621
6.	C.J. Spiller	2006-09	3547	5.85	606
7.	Buddy Gore	1966-68	2571	4.29	600
8.	Woodrow Dantzler	1998-01	2761	4.67	591
9.	Kenny Flowers	1983-86	2914	4.94	590
10.	Ray Yauger	1968-70	2439	4.39	555
11.	Steve Fuller	1975-78	1737	3.20	535
12.	Terry Allen	1987-89	2778	5.31	523
13.	Rodney Blunt	1989-93	2173	4.28	508
14.	Lester Brown	1976-79	2228	4.45	505
	Tajh Boyd	2010-13	1165	2.31	505

### YARDS PER CARRY

Rk	Player	Years	Car.	Yards	Y/C
1.	Jackie Calvert	1948-50	194	1149	5.92
2.	C.J. Spiller	2006-09	606	3547	5.85
3.	Terrence Flagler	1983-86	379	2162	5.70
4.	Ray Mathews	1947-50	331	1886	5.70
5.	Ronald Williams	1990-92	326	1824	5.60
6.	Andre Ellington	2009-12	621	3436	5.53
7.	Doug Cline	1957-59	209	1117	5.34
8.	Roderick McDowell	2010-13	318	1699	5.34
9.	Buck George	1951-54	240	1280	5.33
10.	Terry Allen	1987-89	523	2778	5.31
11.	Hal Davis	1962-64	194	1024	5.28
13.	Wesley McFadden	1985-89	220	1135	5.16
14.	James Davis	2005-08	753	3881	5.15
15.	Wayne Gallman	2014-16	676	3429	5.07

Note: Minimum 1,000 yards.

### RUSHING TOUCHDOWNS

Rk	Player	Years	Car.	Yards	TD
1.	James Davis	2005-08	753	3881	47
2.	Travis Zachery	1998-01	691	3058	41
3.	Wayne Gallman	2014-16	676	3429	34
4.	Andre Ellington	2009-12	621	3436	33
5.	C.J. Spiller	2006-09	606	3547	32
6.	Lester Brown	1976-79	505	2228	31
7.	Fred Cone	1948-50	466	2172	30
8.	Terry Allen	1987-89	523	2778	28
9.	Cliff Austin	1978-82	423	2139	27
	Woodrow Dantzler	1998-01	591	2761	27

WAYNE GALLMAN (2014-16)  
IS FIFTH IN TIGER HISTORY IN  
CAREER RUSHING YARDS (3,429).



## PASSING

### PASSING YARDS

Rk	Player	Years	Att.	Co.	Pct.	Yards
1.	Tajh Boyd	2010-13	1402	901	64.3	11,904
2.	Deshawn Watson	2014-16	1207	814	67.4	10,163
3.	Charlie Whitehurst	2002-05	1368	817	59.7	9665
4.	Woodrow Dantzler	1998-01	796	460	57.8	6037
5.	Cullen Harper	2005-08	815	518	63.6	5762
6.	Nealon Greene	1994-97	805	458	56.9	5719
7.	Kyle Parker	2009-10	710	401	56.5	4739
8.	Rodney Williams	1985-88	717	333	46.4	4647
9.	Steve Fuller	1975-78	554	287	51.8	4359
10.	Tommy Kendrick	1969-71	644	303	47.0	3893
11.	Homer Jordan	1979-82	479	250	52.2	3643
12.	Brandon Streeter	1996-99	519	294	56.6	3504
13.	Mike Eppley	1980-84	449	252	56.1	3354
14.	DeChane Cameron	1988-91	470	257	54.7	3300
15.	Will Proctor	2003-06	338	201	59.5	2634
	Cole Stoudt	2011-14	421	277	65.8	2634

### PASSING ATTEMPTS

Rk	Player	Years	Co.	Yards	Att.
1.	Tajh Boyd	2010-13	901	11,904	1402
2.	Charlie Whitehurst	2002-05	817	9665	1368
3.	Deshawn Watson	2014-16	814	10,163	1207
4.	Cullen Harper	2005-08	518	5762	815
5.	Nealon Greene	1994-97	458	5719	805
6.	Woodrow Dantzler	1998-01	460	6037	796
7.	Rodney Williams	1985-88	333	4647	717
8.	Kyle Parker	2009-10	401	4739	710
9.	Tommy Kendrick	1969-71	303	3893	644
10.	Steve Fuller	1975-78	287	4359	554
11.	Brandon Streeter	1996-99	294	3504	519
12.	Homer Jordan	1979-82	250	3643	479
13.	DeChane Cameron	1988-91	257	3300	470
14.	Mike Eppley	1980-84	252	3354	449
15.	Cole Stoudt	2011-14	277	2634	421

### COMPLETIONS

Rk	Player	Years	Att.	Yards	Co.
1.	Tajh Boyd	2010-13	1402	11,904	901
2.	Charlie Whitehurst	2002-05	1368	9665	817
3.	Deshawn Watson	2014-16	1207	10,163	814
4.	Cullen Harper	2005-08	815	5762	518
5.	Woodrow Dantzler	1998-01	796	6037	460
6.	Nealon Greene	1994-97	805	5719	458
7.	Kyle Parker	2009-10	710	4739	401
8.	Rodney Williams	1985-88	717	4647	333
9.	Tommy Kendrick	1969-71	644	3893	303
10.	Brandon Streeter	1996-99	519	3504	294
11.	Steve Fuller	1975-78	554	4359	287
12.	Cole Stoudt	2011-14	421	2634	277
13.	DeChane Cameron	1988-91	470	3300	257
14.	Mike Eppley	1980-84	449	3354	252
15.	Homer Jordan	1979-82	479	3643	250

### COMPLETION PERCENTAGE

Rk	Player	Years	Co.-Att.	Pct.
1.	Deshawn Watson	2014-16	814-1207	67.4
2.	Cole Stoudt	2011-14	277-421	65.8
3.	Tajh Boyd	2010-13	901-1402	64.3
4.	Cullen Harper	2005-08	518-815	63.6
5.	Charlie Whitehurst	2002-05	817-1368	59.7
6.	Will Proctor	2003-06	201-338	59.5
7.	Woodrow Dantzler	1998-01	460-796	57.8
8.	Nealon Greene	1994-97	458-805	56.9
9.	Chris Morocco	1986-89	89-157	56.7
10.	Brandon Streeter	1996-99	294-519	56.6
11.	Kyle Parker	2009-10	401-710	56.5
12.	Mike Eppley	1980-84	252-449	56.1
13.	DeChane Cameron	1988-91	257-470	54.7
14.	Billy Lott	1977-79	105-198	53.0
15.	Homer Jordan	1979-82	250-479	52.2

Note: Minimum 150 passing attempts.

### PASSING YARDS PER ATTEMPT

Rk	Player	Years	Att.	Yards	Y/Att.
1.	Bobby Gage	1945-48	278	2448	8.81
2.	Jackie Calvert	1948-50	101	885	8.76

## PASSING EFFICIENCY LEADERS

Rk	Player	Years	Att.	Co.	Pct.	Int.	Int. Pct.	Yards	Yards/Att.	TD	TD Pct.	Eff.
1.	Deshawn Watson	2014-16	1207	814	67.4	32	2.65	10,163	8.42	90	7.46	157.5
2.	Tajh Boyd	2010-13	1402	901	64.3	39	2.78	11,904	8.49	107	7.63	155.2
3.	Will Proctor	2003-06	338	201	59.5	11	3.25	2634	7.79	19	5.62	137.0
4.	Cullen Harper	2005-08	815	518	63.6	20	2.45	5762	7.07	42	5.15	135.0
5.	Woodrow Dantzler	1998-01	796	460	57.8	24	3.02	6037	7.58	41	5.15	132.5
6.	Mark Fellers	1972-74	124	58	46.8	7	5.64	943	7.60	12	9.68	131.3
7.	Chris Morocco	1986-89	157	89	56.7	4	2.55	1238	7.89	6	3.82	130.4
8.	Mike Eppley	1980-84	449	252	56.1	26	5.79	3354	7.47	28	6.23	127.9
9.	Bobby Gage	1945-48	278	123	44.2	27	9.71	2448	8.81	24	8.63	127.3
10.	Cole Stoudt	2011-14	421	277	65.8	11	2.61	2634	6.26	17	4.04	126.5
11.	Nealon Greene	1994-97	805	458	56.9	26	3.22	5719	7.10	35	4.35	124.5
12.	Charlie Whitehurst	2002-05	1368	817	59.7	46	3.36	9665	7.07	49	3.58	124.2
13.	Harvey White	1957-59	289	145	50.2	12	4.15	2103	7.28	18	6.22	123.6
14.	Jackie Calvert	1948-50	101	40	39.6	8	7.92	885	8.76	8	7.92	123.5
15.	Steve Fuller	1975-78	554	287	51.8	21	3.79	4359	7.87	22	3.97	123.4

Note: Minimum 100 passing attempts.





# CAREER LEADERS

## TOUCHDOWN RESPONSIBILITY

Rk	Player	Years	Rush	Pass	*	Tot
1.	Tajh Boyd	2010-13	26	107	0	133
2.	Deshawn Watson	2014-16	26	90	0	116
3.	Woodrow Dantzler	1998-01	27	41	0	68
4.	Charlie Whitehurst	2002-05	10	49	0	59
5.	C.J. Spiller	2006-09	32	1	19	52
6.	Travis Zachery	1998-01	41	0	9	50
7.	James Davis	2005-08	47	0	2	49
8.	Cullen Harper	2005-08	5	42	0	47
9.	Steve Fuller	1975-78	22	22	0	44
10.	Nealon Greene	1994-97	8	35	0	43

\* - includes receiving, punt returns, kickoff returns, interception returns and fumble returns

3.	Tajh Boyd	2010-13	1402	11,904	8.49
4.	Deshawn Watson	2014-16	1207	10,163	8.42
5.	Chris Morocco	1986-89	157	1238	7.89
6.	Steve Fuller	1975-78	554	4359	7.87
7.	Will Proctor	2003-06	338	2634	7.79
8.	Homer Jordan	1979-82	479	3643	7.61
9.	Mark Fellers	1972-74	124	943	7.60
10.	Woodrow Dantzler	1998-01	796	6037	7.58
11.	Mike Eppley	1980-84	449	3354	7.47
12.	Harvey White	1957-59	289	2103	7.28
13.	Nealon Greene	1994-97	805	5719	7.10
14.	Mike O'Cain	1974-76	182	1291	7.09
15.	Cullen Harper	2005-08	815	5762	7.07

### PASSING TOUCHDOWNS

Rk	Player	Years	Att.	Int.	TD
1.	Tajh Boyd	2010-13	1402	39	107
2.	Deshawn Watson	2014-16	1207	32	90
3.	Charlie Whitehurst	2002-05	1368	46	49
4.	Cullen Harper	2005-08	815	20	42
5.	Woodrow Dantzler	1998-01	796	24	41
6.	Nealon Greene	1994-97	805	26	35
7.	Kyle Parker	2009-10	710	23	32
8.	Mike Eppley	1980-84	449	26	28
9.	Bobby Gage	1945-48	278	27	24
	Tommy Kendrick	1969-71	644	42	24
11.	Steve Fuller	1975-78	554	21	22
12.	Will Proctor	2003-06	338	11	19
13.	Harvey White	1957-59	289	12	18
14.	Brandon Streeter	1996-99	519	26	17
	Cole Stoudt	2011-14	421	11	17

### INTERCEPTION AVOIDANCE

Rk	Player	Years	Int.-Att.	Pct.
1.	Cullen Harper	2005-08	20-815	2.45
2.	Chris Morocco	1986-89	4-157	2.55
3.	Cole Stoudt	2011-14	11-421	2.61
4.	Deshawn Watson	2014-16	32-1207	2.65
5.	Patrick Sapp	1992-95	10-365	2.74
6.	Tajh Boyd	2010-13	39-1402	2.78
7.	Woodrow Dantzler	1998-01	24-796	3.02
8.	DeChane Cameron	1988-91	15-470	3.19
9.	Nealon Greene	1994-97	26-805	3.22
10.	Kyle Parker	2009-10	23-710	3.24
11.	Will Proctor	2003-06	11-338	3.25
12.	Willie Simmons	2000-02	13-391	3.32

13.	Charlie Whitehurst	2002-05	46-1368	3.36
14.	Billy Lott	1977-79	7-198	3.53
15.	Rodney Williams	1985-88	27-717	3.77

Note: Minimum 100 passing attempts.

## RECEIVING

### RECEPTIONS

Rk	Player, Pos.	Years	Yards	Avg.	TD	Rec.
1.	Artavis Scott, WR	2014-16	2480	10.1	19	245
2.	Sammy Watkins, WR	2011-13	3391	14.1	27	240
3.	Aaron Kelly, WR	2005-08	2733	11.8	20	232
4.	DeAndre Hopkins, WR	2010-12	3020	14.7	27	206
5.	Mike Williams, WR	2013-16	2727	15.4	21	177
6.	Derrick Hamilton, WR	2001-03	2312	13.8	16	167
7.	Rod Gardner, WR	1997-00	2498	15.0	13	166
8.	Terry Smith, WR	1990-93	2681	16.5	15	162
9.	Perry Tuttle, WR	1978-81	2534	16.9	17	150
10.	Jacoby Ford, WR	2006-09	1986	13.9	16	143
11.	Kevin Youngblood, WR	2000-03	1713	12.1	6	142
12.	Chansi Stuckey, WR	2003-06	1760	12.5	7	141
13.	Jerry Butler, WR	1975-78	2223	16.0	11	139
14.	Brian Wofford, WR	1996-99	1857	13.5	13	138
	Airese Currie, WR	2001-04	2030	14.7	10	138

### RECEIVING YARDS

Rk	Player, Pos.	Years	Rec.	Yards
1.	Sammy Watkins, WR	2011-13	240	3391
2.	DeAndre Hopkins, WR	2010-12	206	3020
3.	Aaron Kelly, WR	2005-08	232	2733
4.	Mike Williams, WR	2013-16	177	2727
5.	Terry Smith, WR	1990-93	162	2681
6.	Perry Tuttle, WR	1978-81	150	2534
7.	Rod Gardner, WR	1997-00	166	2498
8.	Artavis Scott, WR	2014-16	245	2480
9.	Derrick Hamilton, WR	2001-03	167	2312
10.	Jerry Butler, WR	1975-78	139	2223
11.	Airese Currie, WR	2001-04	138	2030
12.	Jacoby Ford, WR	2006-09	143	1986
13.	Brian Wofford, WR	1996-99	138	1857
14.	Chansi Stuckey, WR	2003-06	141	1760
15.	Tony Horne, WR	1994-97	120	1750

### YARDS PER RECEPTION

Rk	Player, Pos.	Years	Rec.	Yards	Y/Rec.
1.	Martavis Bryant, WR	2011-13	61	1354	22.2
2.	Joe Blalock, TE	1939-41	38	773	20.3
3.	Gary Cooper, FLK	1985-89	79	1592	20.2
4.	Deon Cain, WR	2015-16	72	1306	18.1
5.	Frank Magwood, WR	1979-82	51	920	18.0
6.	Glenn Smith, E	1949-51	88	1576	17.9
7.	Eddis Freeman, E	1943-46	37	655	17.7
8.	Dwight Clark, WR	1975-78	33	571	17.3
9.	Bill Mathis, TB	1957-59	35	602	17.2
10.	Charlie Waters, WR	1967-69	68	1166	17.1

Note: Minimum 30 receptions.

### RECEIVING TOUCHDOWNS

Rk	Player, Pos.	Years	TD
1.	DeAndre Hopkins, WR	2010-12	27
	Sammy Watkins, WR	2011-13	27
3.	Mike Williams, WR	2013-16	21
4.	Aaron Kelly, WR	2005-08	20

5.	Artavis Scott, WR	2014-16	19
6.	Glenn Smith, E	1949-51	18
	Jordan Leggett, TE	2013-16	18
8.	Perry Tuttle, WR	1978-81	17
9.	Terrance Roulhac, WR	1983-86	16
	Derrick Hamilton, WR	2001-03	16
	Jacoby Ford, WR	2006-09	16

## MISCELLANEOUS

### TOTAL OFFENSE YARDS

Rk	Player	Years	Plays	Rush	Pass	Total
1.	Tajh Boyd	2010-13	1907	1165	11,904	13,069
2.	Deshawn Watson	2014-16	1643	1931	10,163	12,094
3.	Charlie Whitehurst	2002-05	1634	98	9665	9763
4.	Woodrow Dantzler	1998-01	1587	2761	6037	8798
5.	Nealon Greene	1994-97	1158	1067	5719	6786
6.	Steve Fuller	1975-78	1089	1737	4359	6096
7.	Cullen Harper	2005-08	946	-213	5762	5549
8.	Rodney Williams	1985-88	1024	863	4647	5510
9.	Kyle Parker	2009-10	818	163	4739	4902
10.	Homer Jordan	1979-82	859	971	3643	4614
11.	DeChane Cameron	1988-91	765	926	3300	4226
12.	Raymond Priester	1994-97	805	3966	-----	3966
13.	James Davis	2005-08	753	3881	-----	3881
14.	Bobby Gage	1945-48	594	1309	2448	3757
15.	Mike Eppley	1980-84	614	398	3354	3752

### SCORING

Rk	Player, Pos.	Years	TD	PAT	FG	TP
1.	Chandler Catanzaro, PK	2010-13	0	203-207	67-82	404
2.	Aaron Hunt, PK	2000-03	0	164-172	55-76	329
3.	C.J. Spiller, RB	2006-09	51	*2	---	308
4.	Nelson Welch, PK	1991-94	0	85-92	72-102	301
5.	Travis Zachery, TB	1998-01	50	---	---	300
6.	James Davis, RB	2005-08	49	---	---	294
7.	Obed Ariri, PK	1977-80	0	99-103	63-97	288
8.	Chris Gardocki, PK	1988-90	0	72-72	63-89	261
9.	Greg Huegel, PK	2015-16	0	128-135	41-51	251
10.	Jad Dean, PK	2003-06	0	97-103	51-68	250
11.	David Treadwell, PK	1985-87	0	92-93	47-66	233
12.	Andre Ellington, RB	2009-12	36	*2	---	218
13.	Wayne Gallman, RB	2014-16	36	---	---	216
14.	Bob Paulding, PK	1979-83	0	107-109	34-41	209
15.	Mark Buchholz, PK	2007-08	0	88-88	37-57	199

\* - total two-point conversion points

### TOTAL TOUCHDOWNS

Rk	Player, Pos.	Rush	Rec.	PR	KOR	Total
1.	C.J. Spiller, RB	32	11	1	7	51
2.	Travis Zachery, RB	41	9	0	0	50
3.	James Davis, RB	47	2	0	0	49
4.	Andre Ellington, RB	33	2	0	1	36
	Wayne Gallman, RB	34	2	0	0	36
6.	Lester Brown, RB	31	1	0	0	32
7.	Fred Cone, RB	30	1	0	0	31
8.	Sammy Watkins, WR	1	27	0	1	29
9.	Ray Matthews, RB	20	7	1	0	28
	Kenny Flowers, RB	26	2	0	0	28
	Terry Allen, RB	28	0	0	0	28

### INTERCEPTIONS

Rk	Player, Pos.	Years	Yards	Avg.	TD	Int.
1.	Terry Kinard, FS	1979-82	147	8.6	0	17
2.	Fred Knoebel, DB	1950-52	122	8.1	0	15
	DeAndre McDaniel, S	2007-10	162	10.8	1	15
4.	Michael Hamlin, S	2005-08	243	17.4	0	14
	Rashard Hall, S	2009-12	186	13.3	1	14
6.	Justin Miller, CB	2002-04	94	7.2	0	13
7.	Eddie Geathers, CB	1977-80	114	9.5	0	12
	Robert O'Neal, FS	1989-92	119	9.9	0	12
	Alex Ardley, CB	1998-00	151	12.6	1	12
	Brian Mance, CB	1999-02	73	6.1	0	12

### INTERCEPTION RETURN YARDS

Rk	Player, Pos.	Years	Int.	Avg.	Yards
1.	Rex Varn, FS	1976-79	10	27.5	275
2.	Michael Hamlin, S	2005-08	14	17.4	243
	Cezdon Butler, CB	2006-09	11	22.1	243
4.	Antwan Edwards, DB	1995-98	8	24.4	195
5.	Jonathan Meeks, S	2009-12	7	27.4	192
6.	Rashard Hall, S	2009-12	14	13.3	186
7.	Don Kelley, DB	1969-71	6	29.7	178
8.	DeAndre McDaniel, S	2007-09	15	10.8	162
9.	Alex Ardley, CB	1998-00	12	12.6	151
10.	Terry Kinard, FS	1979-82	17	8.6	147

TERRY KINARD STILL HOLDS THE CLEMSON CAREER RECORD WITH 17 INTERCEPTIONS (1979-82).

# CAREER LEADERS

## STARTS

Rk	Player, Pos.	Years	Starts
1.	Chandler Catanzaro, PK	2010-13	52
2.	Landon Walker, OT	2008-11	49
	Dalton Freeman, C	2009-12	49
4.	Eric Harmon, OG	1987-90	47
	Jim Bundren, OT	1994-97	47
	Glenn Rountree, OG	1994-97	47
	Aaron Hunt, PK	2000-03	47
8.	Nelson Welch, PK	1991-94	46
	Cole Chason, P	2003-06	46
10.	Jeb Flesch, OG	1988-91	45

## STARTS BY POSITION

### Offense

<b>TE:</b>	38 by Jordan Leggett, 2013-16
<b>OT:</b>	49 by Landon Walker, 2008-11
<b>OG:</b>	47 by Eric Harmon, 1987-90; Glenn Rountree, 1994-97
<b>C:</b>	49 by Dalton Freeman, 2009-12
<b>WR:</b>	42 by Terry Smith, 1990-93
<b>QB:</b>	44 by Rodney Williams, 1985-88
<b>RB:</b>	43 by James Davis, 2005-08
<b>PK:</b>	52 by Chandler Catanzaro, 2010-13

### Defense

<b>DE/OLB:</b>	43 by Levon Kirkland, 1988-91
<b>DT:</b>	40 by Jim Stuckey, 1976-79
<b>ILB:</b>	42 by Bubba Brown, 1976-79
<b>S:</b>	43 by Michael Hamlin, 2005-08
<b>CB:</b>	44 by Chris Chancellor, 2006-09
<b>P:</b>	46 by Cole Chason, 2003-06

## GAMES

Rk	Player, Pos.	Years	Games
1.	Chad Diehl, FB	2007-11	57
2.	Cordrea Tankersley, CB	2013-16	55
3.	Antoine McClain, OG	2008-11	54
	Malliciah Goodman, DE	2009-12	54
	Eric Mac Lain	2012-15	54
	Carlos Watkins	2012-16	54
7.	Kevin Alexander, DE/LB	2006-09	53
	Crezdon Butler, CB	2006-09	53
	Chris Chancellor, CB	2006-09	53
	Kavell Conner, LB	2006-09	53
	Marcus Gilchrist, DB	2007-10	53
	Byron Maxwell, CB	2007-10	53
	DeAndre McDaniel, S/LB	2007-10	53
	Michael Wade, QB/S	2007-10	53
	Brandon Thompson, DT	2008-11	53
	Landon Walker, OT	2008-11	53

## ALL-PURPOSE YARDS

Rk	Player, Pos.	Years	Rush	Rec.	PR	KOR	Total
1.	C.J. Spiller, RB	2006-09	3547	1420	569	2052	7588
2.	Sammy Watkins, WR	2011-13	339	3391	23	1376	5129
3.	Derrick Hamilton, WR	2001-03	358	2312	618	1552	4839
4.	Andre Ellington, RB	2009-12	3436	505	3	642	4586
5.	Travis Zachery, TB	1998-01	3058	1057	276	---	4391
6.	James Davis, RB	2005-08	3881	441	---	13	4335
7.	Raymond Priester, RB	1994-97	3966	316	---	---	4282
8.	Jacoby Ford, WR	2006-09	494	1986	479	1124	4083
9.	Wayne Gallman, RB	2014-16	3429	473	---	---	3902
10.	Artavis Scott, WR	2014-16	49	2480	114	925	3568

Xavier Brewer, DB	2009-12	53
Dalton Freeman, C	2009-12	53
Rashard Hall, S	2009-12	53
Chandler Catanzaro, PK	2010-13	53
Quandon Christian, LB	2010-13	53
Adam Humphries, WR	2011-14	53
Robert Smith, S	2011-14	53
DeShawn Williams, DT	2011-14	53
Jadar Johnson, S	2013-16	53

## SNAPS

Rk	Player, Pos.	Years	Snaps
1.	Dalton Freeman, C	2009-12	3361
2.	Landon Walker, OT	2008-11	3131
3.	Kyle Young, C	1998-01	3097
4.	Glenn Rountree, OG	1994-97	3048
5.	Tajh Boyd, QB	2010-13	2963
6.	Charlie Whitehurst, QB	2002-05	2875
7.	Eric Harmon, OG	1987-90	2870
8.	Barry Richardson, OT	2004-07	2778
9.	Jim Bundren, OT	1994-97	2772
10.	Brandon Thomas, OL	2010-13	2765

Note: Does not include special teams snaps.

## SPECIAL TEAMS

### PUNT RETURN YARDS

Rk	Player	Years	PR	Avg.	TD	Yards
1.	Shad Bryant	1937-39	65	12.0	1	779
2.	Donnell Woolford	1985-88	78	9.6	2	754
3.	James Lott	1986-89	71	9.6	0	683
4.	Don Kelley	1969-71	56	11.3	2	632
5.	Derrick Hamilton	2001-03	68	9.1	0	618

6. Willie Jordan	1975-78	54	10.5	0	569
C.J. Spiller	2006-09	53	10.7	1	569
8. Billy Davis	1980-83	87	6.4	0	555
9. Jacoby Ford	2006-09	49	9.8	2	479
10. Adam Humphries	2011-14	69	6.9	1	476

## KICKOFF RETURN YARDS

Rk	Player	Years	KOR	Avg.	TD	Yards
1.	C.J. Spiller	2006-09	74	27.7	7	2052
2.	Derrick Hamilton	2001-03	58	26.8	2	1552
3.	Justin Miller	2002-04	50	30.7	3	1534
4.	Andre Humphrey	1992-95	68	21.9	0	1486
5.	Sammy Watkins	2011-13	60	22.9	1	1376
6.	Ray Williams	1983-86	66	20.5	0	1350
7.	Jacoby Ford	2006-09	47	23.9	1	1124
8.	Terrence Roulhac	1983-86	42	26.4	0	1108
9.	Artavis Scott	2014-16	39	23.7	0	925
10.	Warren Ratchford	1974-78	44	22.0	0	848

## PUNTING AVERAGE

Rk	Player	Years	Punts	Yards	Avg.
1.	Chris Gardocki	1988-90	151	6566	43.5
2.	Dale Hatcher	1981-84	191	8191	43.0
3.	Banks McFadden	1937-39	94	3967	42.2
4.	Jimmy Maners	2006-08	105	4381	41.7
5.	David Sims	1977-80	197	8126	41.2
6.	Dawson Zimmerman	2008-11	192	7895	41.1
7.	Bradley Pinion	2012-14	140	5754	41.1
8.	Mitch Tyner	1973,74	127	5201	41.0
9.	Jack Anderson	1968-70	56	2276	40.6
10.	Chris McInally	1993-95	73	2946	40.4

Note: Minimum 50 punts.

## FIELD GOALS MADE


Rk	Player	Years	FG
1.	Nelson Welch	1991-94	72
2.	Chandler Catanzaro	2010-13	67
3.	Obed Ariri	1977-80	63
	Chris Gardocki	1988-90	63
5.	Aaron Hunt	2000-03	55
6.	Jad Dean	2003-06	51
7.	David Treadwell	1985-87	47
8.	Greg Huegel	2015,16	41
9.	Mark Buchholz	2007,08	37
10.	Bob Paulling	1979-83	34

## EXTRA POINTS MADE

Rk	Player	Years	PAT
1.	Chandler Catanzaro	2010-13	203
2.	Aaron Hunt	2000-03	164
3.	Greg Huegel	2015,16	128
4.	Bob Paulling	1979-83	107
5.	Obed Ariri	1977-80	99
6.	Jad Dean	2003-06	97
7.	David Treadwell	1985-87	92
8.	Mark Buchholz	2007,08	88
9.	Nelson Welch	1991-94	85
10.	Charles Radcliff	1950-52	72
	Chris Gardocki	1988-90	72

## KICK SCORING

Rk	Player	Years	Points
1.	Chandler Catanzaro	2010-13	404
2.	Aaron Hunt	2000-03	329
3.	Nelson Welch	1991-94	301
4.	Obed Ariri	1977-80	288
5.	Chris Gardocki	1988-90	261
6.	Greg Huegel	2015,16	251
7.	Jad Dean	2003-06	250
8.	David Treadwell	1985-87	233
9.	Bob Paulling	1979-83	209
10.	Mark Buchholz	2007,08	199



CHRIS GARDOCKI IS CLEMSON'S CAREER PUNTING LEADER AND THIRD ALL-TIME IN FIELD GOALS MADE (63).

# SNAP RECORDS

## CAREER

### ALL PLAYERS

Rk	Player	Pos.	Years	Snaps
1.	* Dalton Freeman	C	2009-12	3361
2.	* Landon Walker	OT	2008-11	3131
3.	* Kyle Young	C	1998-01	3097
4.	* Glenn Rountree	OG	1994-97	3048
5.	Tajh Boyd	QB	2010-13	2963
6.	* Charlie Whitehurst	QB	2002-05	2875
7.	Eric Harmon	OG	1987-90	2870
8.	Barry Richardson	OT	2004-07	2778
9.	Jim Bundren	OT	1994-97	2772
10.	* Brandon Thomas	OL	2010-13	2765
11.	Robert Carswell	FS	1997-00	2760
12.	DeAndre McDaniel	S	2007-10	2750
13.	* Rashard Hall	S	2009-12	2697
14.	* Michael Hamlin	S	2005-08	2683
15.	Jeb Flesch	OG	1988-91	2657
16.	* T.J. Watkins	OG/TE	1998-01	2655
17.	Nealon Greene	QB	1994-97	2607
18.	Deshawn Watson	QB	2014-16	2562
19.	Jay Guillermo	C	2013-16	2552
20.	Robert O'Neal	FS	1989-92	2547
21.	* Thomas Austin	OL	2006-09	2501
22.	Stacy Seegars	OG	1990-93	2457
23.	Antoine McClain	OG	2008-11	2438
24.	Jamaal Fudge	S	2002-05	2411
25.	* Chris Clemons	S	2005-08	2408
	Aaron Kelly	WR	2005-08	2408
27.	* Chris Chancellor	CB	2006-09	2383
28.	Jordan Leggett	TE	2013-16	2372
29.	Cedric Johnson	OG	2001-04	2355
30.	Chad Carson	LB	1998-01	2353
31.	Dexter McCleon	CB/QB	1993-96	2349
32.	Jeff Bak	C	1985-88	2346
33.	Holland Postell	OT	1995-98	2337
34.	Rodney Williams	QB	1985-88	2335
35.	Raymond Priester	TB	1994-97	2329
36.	Nathan Bennett	OG	2003-06	2308
37.	Will Young	OG	1992-95	2293
38.	Travis Zachery	TB	1998-01	2289
39.	Alex Ardley	CB	1998-01	2283
40.	Stephone Anthony	LB	2011-14	2264
41.	* Chris Hairston	OT	2007-10	2260
42.	* Xavier Brewer	DB	2009-12	2250
43.	Brian Dawkins	S	1992-95	2247
44.	James Lott	DB	1986-89	2235
45.	Marion Dukes	OT	2003-06	2222
46.	* Tyler Shatley	OG	2010-13	2220
47.	Justin Miller	CB	2002-04	2211
48.	Tye Hill	CB	2002-05	2213
49.	John Leake	LB	2000-03	2190

## SEASON

### BY CLASS

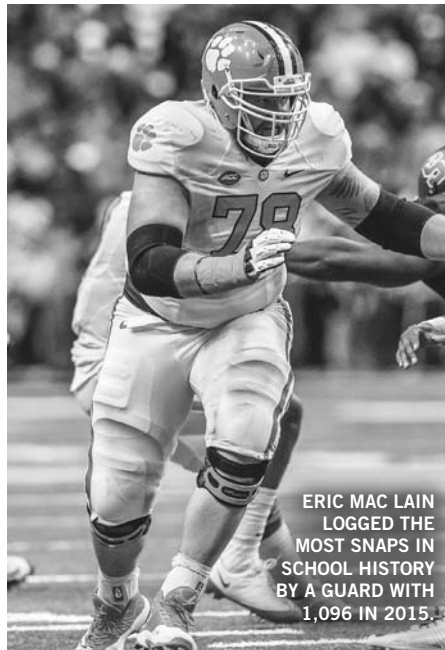
Class	Player	Pos.	Year	Snaps
Freshman	Mitch Hyatt	OT	2015	1049
Sophomore	Deshawn Watson	QB	2015	1121
Junior	Deshawn Watson	QB	2016	1115
Senior	* Eric Mac Lain	OG	2015	1096

### OFFENSIVE TACKLE

Rk	Player	Cl.	Year	Snaps
1.	Mitch Hyatt	Fr.	2015	1049
2.	Landon Walker	Gr.	2011	1033
3.	Mitch Hyatt	So.	2016	994
4.	Brandon Thomas	Jr.	2012	987
5.	Joe Gore	Gr.	2015	976
6.	John McDermott	Jr.	1999	923
7.	Kalon Davis	Sr.	2014	903
8.	Barry Richardson	Sr.	2007	890
9.	Akil Smith	So.	1999	887
10.	Brandon Thomas	Gr.	2013	865

### OFFENSIVE GUARD

Rk	Player	Cl.	Year	Snaps
1.	Eric Mac Lain	Gr.	2015	1096
2.	Taylor Hearn	So.	2016	1022
3.	Tyler Shatley	Jr.	2012	939
4.	Antoine McClain	Sr.	2011	921
5.	Gregory Walker	Jr.	2002	887
6.	Tyrone Crowder	Jr.	2016	869
7.	John Phillips	Jr.	1986	864
8.	T.J. Watkins	Sr.	2001	855
9.	Cedric Johnson	Jr.	2003	850
10.	Theo Mugros	Jr.	1999	849



ERIC MAC LAIN  
LOGGED THE  
MOST SNAPS IN  
SCHOOL HISTORY  
BY A GUARD WITH  
1,096 IN 2015.

### CENTER

Rk	Player	Cl.	Year	Snaps
1.	Jay Guillermo	Jr.	2015	1092
2.	Jay Guillermo	Sr.	2016	1071
3.	Dalton Freeman	Jr.	2011	1044
4.	Dalton Freeman	Gr.	2012	959
5.	Kyle Young	So.	1999	919
6.	Kyle Young	Gr.	2001	854
7.	Kyle Young	Jr.	2000	845
8.	Ryan Norton	So.	2013	841
9.	Tommy Sharpe	Jr.	2003	828
10.	Jeff Bak	Sr.	1988	821

### QUARTERBACK

Rk	Player	Cl.	Year	Snaps
1.	Deshawn Watson	So.	2015	1121
2.	Deshawn Watson	Jr.	2016	1115
3.	Tajh Boyd	So.	2011	997
4.	Tajh Boyd	Jr.	2012	959
5.	Charlie Whitehurst	So.	2003	943
6.	Cullen Harper	Jr.	2007	942
7.	Tajh Boyd	Sr.	2013	868
8.	Kyle Parker	Fr.	2009	834
9.	Woodrow Dantzler	Gr.	2001	822
10.	Rodney Williams	So.	1986	805

### TAILBACK

Rk	Player	Cl.	Year	Snaps
1.	Wayne Gallman	So.	2015	798
2.	Wayne Gallman	Jr.	2016	786
3.	Andre Ellington	Jr.	2011	754
4.	Raymond Priester	Jr.	1996	729
5.	Travis Zachery	So.	1999	625
6.	Travis Zachery	Sr.	2001	612
7.	Andre Ellington	Sr.	2012	606
8.	Roderick McDowell	Gr.	2013	603
9.	Raymond Priester	Sr.	1997	596
10.	Travis Zachery	Sr.	2000	595

### FULLBACK

Rk	Player	Cl.	Year	Snaps
1.	Emory Smith	Jr.	1995	598
2.	Wesley McFadden	Sr.	1989	532
3.	Chris Lancaster	So.	1986	526
4.	Rudy Harris	Jr.	1991	513
5.	Emory Smith	Fr.	1993	495
6.	Tracy Johnson	Jr.	1987	476
7.	Emory Smith	Sr.	1996	443
8.	Wesley McFadden	Jr.	1988	389
9.	Rudy Harris	Sr.	1992	338
10.	Howard Hall	So.	1990	335

### TIGHT END

Rk	Player	Cl.	Year	Snaps
1.	Jordan Leggett	Sr.	2016	954
2.	Jordan Leggett	Jr.	2015	892
3.	Dwayne Allen	Jr.	2011	890

4.	Dwayne Allen	So.	2010	765
5.	Brandon Ford	Gr.	2012	695
6.	Michael Palmer	Sr.	2009	669
7.	Stacy Fields	Sr.	1990	617
8.	Tyrone Gibson	So.	1991	607
9.	Stacy Fields	Jr.	1989	572
10.	Michael Palmer	So.	2007	566

### WIDE RECEIVER

Rk	Player	Cl.	Year	Snaps
1.	Rod Gardner	Jr.	1999	798
2.	Jackie Robinson	Gr.	2002	760
3.	Aaron Kelly	Jr.	2007	756
4.	DeAndre Hopkins	So.	2011	751
5.	Mike Williams	So.	2014	749
6.	Aaron Kelly	Sr.	2008	744
7.	DeAndre Hopkins	Jr.	2012	738
8.	Rod Gardner	Sr.	2000	732
9.	Brian Wofford	Sr.	1999	724
10.	Artavis Scott	So.	2015	722

### DEFENSIVE END

Rk	Player	Cl.	Year	Snaps
1.	Kevin Dodd	Jr.	2015	784
2.	Malliciah Goodman	Jr.	2011	767
3.	Clelin Ferrell	Fr.	2016	759
4.	Andre Branch	Sr.	2011	755
5.	Shaq Lawson	Jr.	2015	722
6.	Christian Wilkins	So.	2016	706
7.	Da'Quan Bowers	Jr.	2010	683
8.	Bryant McNeal	Jr.	2001	679
9.	Rahim Abdullah	So.	1997	671
10.	James Earle	Jr.	1986	669

### DEFENSIVE TACKLE

Rk	Player	Cl.	Year	Snaps
1.	Carlos Watkins	Sr.	2016	758
2.	Rennie Moore	Sr.	2011	723
3.	Brandon Thompson	Sr.	2011	722
4.	Jovon Bush	Sr.	2001	679
5.	Dexter Lawrence	Fr.	2016	643
6.	DeJuan Polk	Gr.	2003	627
7.	Donnell Washington	Jr.	2003	625
8.	Lorenzo Bromell	Sr.	1997	618
9.	Nick Eason	Gr.	2002	604
10.	Raymond White	Jr.	1996	602

### LINEBACKER

Rk	Player	Cl.	Year	Snaps
1.	Kendall Joseph	So.	2016	930
2.	B.J. Goodson	Sr.	2015	911
3.	Ben Boulware	Sr.	2016	882
4.	Keith Adams	So.	1999	864
5.	Ben Boulware	Jr.	2015	850
6.	Chad Carson	So.	1999	818
7.	Stephone Anthony	Jr.	2013	802
8.	Chad Carson	Sr.	2001	789
9.	John Leake	Sr.	2003	759
10.	Corico Wright	So.	2010	758

### CORNERBACK

Rk	Player	Cl.	Year	Snaps
1.	Coty Sensabaugh	Gr.	2011	993
2.	Cordrea Tankersley	Jr.	2015	887
3.	Cordrea Tankersley	Sr.	2016	858
4.	Alex Ardley	So.	1999	850
5.	Brian Mance	Sr.	2002	823
6.	Justin Miller	So.	2003	815
7.	Marcus Gilchrist	Sr.	2010	790
8.	Tye Hill	Jr.	2004	784
9.	Dextra Polite	Sr.	1999	775
10.	Brian Mance	Jr.	2001	774

### SAFETY

Rk	Player	Cl.	Year	Snaps
1.	Van Smith	So.	2016	929
2.	Jadar Johnson	Sr.	2016	913
3.	Marcus Gilchrist	Jr.	2009	902
4.	DeAndre McDaniel	Jr.	2009	893
5.	Charles Hafley	Gr.	2001	881
6.	Robert Carswell	Jr.	1999	870
7.	Jayron Kearse	Jr.	2015	856
8.	Jamaal Fudge	So.	2002	850
9.	Jonathan Meeks	Sr.	2012	835
10.	Michael Hamlin	Gr.	2008	828

\* - played final season as a graduate; Note: All records from 1986-16; only snaps on offensive and defensive plays (does not include snaps on special teams plays).

# INDIVIDUAL DEFENSIVE RECORDS

## TACKLES

**Game:** 27, Keith Adams vs. South Carolina, 1999  
**Season:** 186, Keith Adams, 1999  
**Career:** 515, Bubba Brown, 1976-79

## FIRST HITS

**Game:** 18, Keith Adams vs. South Carolina, 1999  
**Season:** 119, Jeff Davis, 1981; Keith Adams, 1999  
**Career:** 295, Jeff Davis, 1978-81

## TACKLES BY A LINEMAN

**Game:** 21, Willie Anderson vs. South Carolina, 1974  
**Season:** 114, Mark Heniford, 1977  
**Career:** 314, Jim Stuckey, 1976-79

## TACKLES BY A DEFENSIVE BACK

**Game:** 20, Charles Haffley vs. Maryland, 2001; Jamaal Fudge vs. Virginia, 2003  
**Season:** 129, Robert Carswell, 1999  
**Career:** 372, Robert Carswell, 1997-00

## TACKLES FOR LOSS

**Game:** 6, Keith Adams vs. Duke, 1999; Andre Branch vs. Virginia Tech, 2011  
**Season:** 35, Keith Adams, 1999  
**Career:** 61, Michael Dean Perry, 1984-87

## SACKS

**Game:** 4, Keith Adams vs. Duke, 1999; Andre Branch vs. Virginia Tech, 2011  
**Season:** 16, Keith Adams, 1999  
**Career:** 33, Vic Beasley, 2011-14

## PASS BREAKUPS

**Game:** 5, Perry Williams vs. Virginia Tech, 1985  
**Season:** 21, Tye Hill, 2004  
**Career:** 44, Donnell Woolford, 1985-88

## PASS BREAKUPS BY A DEFENSIVE LINEMAN

**Game:** 2, many  
**Season:** 10, Christian Wilkins, 2016  
**Career:** 23, Levon Kirkland, 1988-91

## PASSES DEFENDED

**Game:** 5, Perry Williams vs. Virginia Tech, 1985  
**Season:** 21, Dextra Polite, 1999; Tye Hill, 2004  
**Career:** 54, Donnell Woolford, 1985-88

## CAUSED FUMBLES


**Game:** 2, many  
**Season:** 5, Brandon Maye, 2009  
**Career:** 10, Jeff Davis, 1978-81  
 10, Ed McDaniel, 1988-91

## RECOVERED FUMBLES

**Game:** 2, many  
**Season:** 4, Ronnie Ducworth, 1968; B.B. Elvington, 1970; Jeff Davis, 1981; William Devane, 1983; Spencer Shuey, 2013  
**Career:** 8, Jeff Davis, 1978-81

## FUMBLE RETURN YARDS

**Game:** 93, Antwan Edwards at Virginia, 1998  
**Season:** 104, Antwan Edwards, 1998  
**Career:** 104, Antwan Edwards, 1995-98



KEITH ADAMS HAS AT LEAST A SHARE OF THE CLEMSON RECORD FOR TACKLES, TACKLES FOR LOSS AND SACKS IN A SINGLE GAME.

## INTERCEPTIONS

**Game:** 3, Kit Jackson vs. Wake Forest, 1965; Leomont Evans vs. NC State, 1995; Brian Dawkins vs. Duke, 1995; Alex Ardley vs. Maryland, 2000; Michael Hamlin vs. The Citadel, 2008  
**Season:** 8, Robert O'Neal, 1989; Justin Miller, 2002; DeAndre McDaniel, 2009  
**Career:** 17, Terry Kinard, 1979-82

## INTERCEPTION RETURN YARDS

**Game:** 101, Willie Underwood vs. South Carolina, 1980 (2 IR)  
**Season:** 156, Don Kelley, 1970 (3 IR)  
**Career:** 275, Rex Varn, 1976-79 (10 IR)

## TAKEAWAYS

**Game:** 3, many  
**Season:** 9, Robert O'Neal, 1989 (8 IR, 1 FR)  
**Career:** 19, Terry Kinard, 1979-82 (17 IR, 2 FR)

## RETURN YARDS ON TAKEAWAYS

**Game:** 101, Willie Underwood vs. South Carolina, 1980  
**Season:** 160, Antwan Edwards, 1998  
**Career:** 299, Antwan Edwards, 1995-98

## TACKLES BY A KICKER

**Game:** 2, many  
**Season:** 9, Spencer Benton, 2009  
**Career:** 29, Spencer Benton, 2009-12

## SINGLE-GAME TACKLE BESTS

Rk	Player, Pos.	Opponent	Year	Tac.
1.	Keith Adams, LB	South Carolina	1999	27
2.	Jeff Davis, LB	North Carolina	1980	24
3.	Chad Carson, LB	Wake Forest	2001	23
4.	Bubba Brown, LB	Ohio State	1978	22
	Bubba Brown, LB	NC State	1979	22
	Jeff Davis, LB	Maryland	1980	22
	Chad Carson, LB	Georgia Tech	2000	22
8.	Willie Anderson, MG	South Carolina	1974	21
	Henry Walls, LB	Georgia Tech	1985	21
	John Leake, LB	Maryland	2002	21
11.	Jeff Davis, LB	Tulane	1981	20
	Henry Walls, LB	Boston College	1983	20
	Tim Jones, LB	Duke	1994	20
	Anthony Simmons, LB	South Carolina	1996	20
	Charles Haffley, FS	Maryland	2001	20
	Jamaal Fudge, ROV	Virginia	2003	20

## SPECIAL TEAMS TACKLES\*

**Game:** 7, Chad Speck vs. Georgia Tech, 1999  
**Season:** 26, Rodney Thomas, 2000  
**Career:** 47, Chad Speck, 1997-00

\* - since 1986 (all other stats are from 1976-16); all stats based on coaches film evaluation

# LONGEST OFFENSIVE DRIVES

## PLAYS

PL	Date	W-L	Score	Opponent
20	10-7-1978	W	38-7	Virginia Tech
19	9-22-1979	W	12-7	Georgia
19	10-12-2002	L	17-22	Virginia
19	11-19-2005	W	13-9	South Carolina
19	9-29-2007	L	3-13	Georgia Tech
18	9-26-1992	L	16-20	Georgia Tech
18	11-7-1992	W	40-7	North Carolina
18	10-7-1989	W	34-20	Virginia
18	11-20-1987	L	7-20	South Carolina
18	10-18-1986	W	35-3	Duke
18	12-31-1993	W	14-13	Kentucky
18	1-1-1959	L	0-7	Louisiana State
18	9-5-1998	W	33-0	Furman
18	9-29-2001	W <sup>(OT)</sup>	47-44	Georgia Tech
18	9-17-2011	W	38-24	Auburn

## YARDS

Yards	Date	W-L	Score	Opponent
99	9-17-1988	L	21-24	Florida State
99	10-24-1998	L	23-28	Duke
98	12-31-1993	W	14-13	Kentucky
98	10-17-2015	W	34-17	Boston College
97	11-16-1974	W	28-9	Virginia
97	10-14-2000	W	35-14	Maryland
97	9-30-2006	W	51-0	Louisiana Tech
97	11-8-2008	L	27-41	Florida State
97	10-29-2011	L	17-31	Georgia Tech
96	11-17-2001	L	15-20	South Carolina
96	9-3-2005	W	25-24	Texas A&M
96	10-7-2006	W	27-17	Wake Forest
96	10-7-2006	W	27-17	Wake Forest
96	9-13-2008	W	27-9	NC State
96	1-4-2012	L	33-70	West Virginia
96	12-5-2015	W	45-37	North Carolina
96	12-31-2015	W	37-17	Oklahoma

## TIME

Time	Date	W-L	Score	Opponent
9:47	9-10-2005	W	28-24	Maryland
9:45	9-23-2006	W	52-7	North Carolina
9:34	11-7-1992	W	40-7	North Carolina
9:34	9-17-2011	W	38-24	Auburn
8:49	9-5-1998	W	33-0	Furman
8:48	9-26-1992	L	16-20	Georgia Tech
8:47	11-20-1987	L	7-20	South Carolina
8:39	10-7-1978	W	38-7	Virginia Tech
8:17	10-25-2014	W	16-6	Syracuse
8:15	10-28-1995	W	24-3	Georgia Tech
8:13	11-21-1959	W	33-31	Wake Forest
8:13	9-9-2000	W	62-9	Missouri
8:11	9-19-1970	W	27-17	Virginia
8:09	11-2-1996	W	35-3	Maryland
8:07	9-13-2008	W	27-9	NC State



# YEARLY DEFENSIVE LEADERS

## TACKLES

Year	Player, Pos.	Tackles
1976	Randy Scott, LB	130
1977	Randy Scott, LB	133
1978	Bubba Brown, LB	170
1979	Bubba Brown, LB	150
1980	Jeff Davis, LB	160
1981	Jeff Davis, LB	175
1982	Terry Kinard, FS	89
1983	Henry Walls, LB	93
1984	William Perry, MG	100
1985	Henry Walls, LB	153
1986	Norman Haynes, LB	74
1987	James Earle, OLB	79
1988	Ed McDaniel, LB	104
1989	Doug Brewster, LB	100
1990	Ed McDaniel, LB	109
1991	Ed McDaniel, LB	114
1992	Tim Jones, LB	89
1993	Tim Jones, LB	109
1994	Tim Jones, LB	118
1995	Anthony Simmons, LB	150
1996	Anthony Simmons, LB	178
1997	Anthony Simmons, LB	158
1998	Chris Jones, LB	128
1999	Keith Adams, LB	186
2000	Chad Carson, LB	156
2001	Chad Carson, LB	137
2002	John Lease, LB	169
2003	Leroy Hill, LB	145
2004	Leroy Hill, LB	106
2005	Anthony Waters, LB	109
2006	Nick Watkins, LB	116
2007	Nick Watkins, LB	118
2008	Kavell Conner, LB	125
2009	Kavell Conner, LB	111
2010	DeAndre McDaniel, S	84
2011	Rashard Hall, S	89
2012	Jonathan Willard, LB	95
2013	Stephone Anthony, LB	131
2014	Stephone Anthony, LB	90
2015	B.J. Goodson, LB	160
2016	Ben Boulware, LB	131

Note: From coaches film grade.

## TACKLES FOR LOSS

Year	Player, Pos.	TFL
1976	Randy Scott, LB	12
1977	Randy Scott, LB	18
1978	Randy Scott, LB	11
1979	Jim Stuckey, DT	20
1980	Steve Durham, DT	8
1981	Jeff Bryant, DT	19
1982	Edgar Pickett, DE	10
1983	William Perry, MG	15
1984	William Perry, MG	27
1985	Steve Berlin, DT	9
1986	Michael Dean Perry, DT	15
1987	Michael Dean Perry, DT	24
1988	Mark Drag, MG	12
1989	Chester McGlockton, DT	10
1990	Wayne Simmons, OLB	10
1991	Rob Bodine, MG	14
1992	Brentson Buckner, DT	18
1993	Brentson Buckner, DT	14
1994	Darnell Stephens, OLB	13
1995	Wardell Rouse, OLB	13
1996	Anthony Simmons, LB	11
1997	Trevor Pryce, DT	20
1998	Anthony Simmons, LB	25
1999	Rahim Abdullah, OLB	15
2000	Adrian Dingle, DE	15
2001	Keith Adams, LB	35
2002	Keith Adams, LB	19
2003	Bryant McNeal, DE	12
2004	Bryant McNeal, DE	14
2005	Leroy Hill, LB	27
2006	Leroy Hill, LB	19
2007	Gaines Adams, DE	15
2008	Gaines Adams, DE	17.5
2009	Phillip Merling, DE	17
2010	Jarvis Jenkins, DT	10
2011	Ricky Sapp, DE	10
2012	Ricky Sapp, DE	15
2013	Da'Quan Bowers, DE	26
2014	Andre Branch, DE	17
2015	Jonathan Willard, LB	10.5
2016	Vic Beasley, DE	23
2017	Vic Beasley, DE	21.5

2015	Shaq Lawson, DE	25.5
2016	Kendall Joseph, LB	13.5
	Carlos Watkins, DT	13.5

## SACKS

Year	Player, Pos.	Sacks-Yards
1977	Archie Reese, DT	8
1978	Jonathan Brooks, DE	6
1979	Jim Stuckey, DT	10
1980	Steve Durham, DT	6-44
1981	Jeff Bryant, DT	8-61
1982	Jim Scott, DT	6-44
1983	William Perry, MG	6-40
1984	William Perry, MG	10-68
1985	Steve Berlin, DT	3-26
1986	Michael Dean Perry, DT	9-60
1987	Michael Dean Perry, DT	10-86
1988	Jesse Hatcher, OLB	7.5-58
1989	Chester McGlockton, DT	7-46
1990	Vance Hammond, DT	8.5-63
1991	Rob Bodine, MG	7.5-62
1992	Ashley Sheppard, OLB	8.5-67
1993	Brentson Buckner, DT	6.5-42
1994	Darnell Stephens, OLB	8-54
1995	Patrick Sapp, OLB	5.5-33
1996	Trevor Pryce, DT	7.5-79
1997	Anthony Simmons, LB	8-57
1998	Adrian Dingle, DE	10.5-64
1999	Keith Adams, LB	16-122
2000	Keith Adams, LB	7-74
2001	Nick Eason, DT	7-63
2002	Bryant McNeal, DE	8-51
2003	Bryant McNeal, DE	9-63
2004	Leroy Hill, LB	8-57
2005	Gaines Adams, DE	8-66
2006	Gaines Adams, DE	12.5-87
2007	Phillip Merling, DE	7-50
2008	many (4)	2
2009	Ricky Sapp, DE	5-33
2010	Da'Quan Bowers, DE	15.5-112
2011	Andre Branch, DE	10.5-75
2012	Vic Beasley, DE	8-55
2013	Vic Beasley, DE	13-98
2014	Vic Beasley, DE	12-95
2015	Shaq Lawson, DE	12.5-90
2016	Carlos Watkins, DT	10.5-58

## PASS BREAKUPS

Year	Player, Pos.	PBU
1977	Mark Heniford, DE	7
1978	Steve Ryan, CB	5
1979	Eddie Geathers, CB	6
1980	Willie Underwood, SS	8
1981	Hollis Hall, CB	11
1982	Terry Kinard, FS	12
1983	Rod McSwain, CB	11
1984	Ty Davis, CB	15
1985	Delton Hall, CB	15
1986	Delton Hall, CB	14
1987	Donnell Woolford, CB	15
1988	Donnell Woolford, CB	15
1989	Jerome Henderson, CB	14
1990	Dexter Davis, CB	9
1991	Robert O'Neal, FS	11
1992	Robert O'Neal, FS	9
1993	Brian Dawkins, SS	10
1994	Dexter McClellan, CB	7
1995	Dexter McClellan, CB	13
1996	Andy Ford, CB	6
1997	Dexter McClellan, CB	6
1998	Antwan Edwards, DB	15
1999	Antwan Edwards, CB	14
2000	Dextra Polite, CB	17
2001	Darrel Crutchfield, CB	9
2002	Charles Hafley, SS	10
2003	Brian Mance, CB	11
2004	Justin Miller, CB	13
2005	Tye Hill, CB	21
2006	Gaines Adams, DE	9
2007	Chris Clemons, S	8
2008	Chris Chancellor, CB	9
2009	Michael Hamlin, S	10
2010	Credzon Butler, CB	10
2011	Marcus Gilchrist, CB	10
2012	Coty Sensabaugh, CB	13
2013	Garry Peters, CB	8
2014	Bashaud Breeland, DB	13
2015	Garry Peters, CB	15
2016	Cordrea Tankersley, CB	11

2016	Cordrea Tankersley, CB	11
------	------------------------	----

## PASSES DEFENDED

Year	Player, Pos.	Int.	PBU	PD
1977	Steve Ryan, CB	6	4	10
1978	Steve Ryan, CB	4	5	9
1979	Eddie Geathers, CB	3	6	9
1980	Willie Underwood, SS	2	8	10
1981	Hollis Hall, CB	5	11	16
1982	Terry Kinard, FS	6	12	18
1983	Rod McSwain, CB	2	11	13
1984	Ty Davis, CB	2	15	17
1985	Delton Hall, CB	1	15	16
1986	Delton Hall, CB	4	14	18
1987	Donnell Woolford, CB	5	15	20
1988	Donnell Woolford, CB	1	15	16
1989	Robert O'Neal, FS	8	9	17
1990	Dexter Davis, CB	6	9	15
1991	Robert O'Neal, FS	2	11	13
1992	Robert O'Neal, FS	2	9	11
1993	Brian Dawkins, SS	6	9	15
1994	Dexter McClellan, CB	4	8	12
1995	Brian Dawkins, SS	6	9	15
1996	Dexter McClellan, CB	2	13	15
1997	many (3)	--	--	6
1998	Antwan Edwards, CB	4	15	19
1999	Antwan Edwards, CB	2	14	16
2000	Dextra Polite, CB	4	17	21
2001	Alex Ardley, CB	6	7	13
2002	Charles Hafley, SS	4	10	14
2003	Brian Mance, CB	6	11	17
2004	Justin Miller, CB	8	9	17
2005	Justin Miller, CB	2	13	15
2006	Tye Hill, CB	0	21	21
2007	Tye Hill, CB	3	7	10
2008	Chris Clemons, S	1	8	9
2009	Chris Chancellor, CB	4	9	13
2010	Michael Hamlin, S	6	10	16
2011	Credzon Butler, CB	1	10	11
2012	Coty Sensabaugh, CB	1	13	14
2013	Garry Peters, CB	1	8	9
2014	Bashaud Breeland, DB	4	13	17
2015	Garry Peters, CB	1	15	16
2016	Cordrea Tankersley, CB	5	11	16

## RECOVERED FUMBLES

Year	Player, Pos.	RF
1954	Wingo Avery, LB	3
1955	Willie Smith, DE	2
1956	Willie Smith, DE	3
1957	Ray Masneri, DE	2
1958	Bill Thomas, DL	2
1959	Harold Olson, DT	3
1960	Bob Coleman, LB	3
1961	Wendell Black, DB	3
1962	many	1
1963	many (4)	2
1964	Joe Blackwell, DL	3
1965	many (3)	2
1966	Wayne Page, DB	2
1967	George Burnett, DB	2
1968	Ronnie Ducworth, DE	4
1969	Ivan Southerland, DE	3
1970	B.B. Elvington, DT	4
1971	Larry Hefner, LB	3
1972	Bobby Johnson, DB	3
1973	Jeff Stocks, DE	3
1974	G.G. Galloway, DT	3
1975	Willie Anderson, MG	2
1976	Dennis Smith, DB	3
1977	many (5)	2
1978	Roy Eppes, DB	3
1979	Randy Scott, ILB	3
1980	Jeff Davis, ILB	2
1981	Joe Glenn, DE	2
1982	Jeff Davis, ILB	4
1983	many (4)	2
1984	William Devane, MG	4
1985	William Perry, MG	3
1986	A.J. Johnson, FS	3
1987	Henry Walls, ILB	3
1988	many (8)	1
1989	Tony Stephens, MG	2
1990	Gene Beasley, SS	3
1991	Doug Brewster, ILB	3
1992	Levon Kirkland, OLB	3
1993	Devon Taylor, ILB	3

1990	many (3)	2
1991	Levon Kirkland, OLB	2
1992	Wayne Simmons, OLB	2
1993	many (8)	1
1994	many (3)	2
1995	LaMarick Simpson, DT	3
1996	Brian Dawkins, SS	2
1997	Kelton Dunnican, FB	3
1998	Rahim Abdullah, OLB	2
1999	Adrian Dingle, DE	3
2000	Keith Adams, LB	2
2001	many (3)	2
2002	Nick Eason, DT	2
2003	Rodney Thomas, LB	2
2004	many (9)	1
2005	Travis Pugh, FS	2
2006	Dorell Scott, DT	2
2007	Gaines Adams, DE	3
2008	Duane Coleman, CB	3
2009	Michael Hamlin, S	2
2010	Nick Watkins, LB	2
2011	Brandon Maye, LB	3
2012	many (9)	1
2013	many (5)	1
2014	Rashard Hall, S	2
2015	Jonathan Meeks, S	2
2016	Corey Crawford, DE	2
2017	Spencer Shuey, LB	4
2018	B.J. Goodson, LB	3
2019	B.J. Goodson, LB	2
2020	Dexter Lawrence, DT	2
2021	Christian Wilkins, DE	2

## TAKEAWAYS

Year	Player, Pos.	Int.	RF	Tot.
1961	Wendell Black, DB	0	3	3
1962	Rodney Rogers, DB	3	1	4
1963	Jimmy Bell, DB	3	0	3
1964	Walter Cox, DL	1	2	3
1965	Jimmy Bell, DB	5	0	5
1966	Richard Cooper, LB	3	2	5
1967	Kit Jackson, DB	4	2	6
1968	Phil Marion, DB	4	1	5
1969	Jimmy Carter, LB	2	1	3
1970	Bob Craig, DB	3	1	4
1971	Ronnie Ducworth, DE	0	4	4
1972	Bob Craig, DB	3	1	4
1973	many (4)	--	--	4
1974	Bobby Johnson, DB	4	3	7
1975	Jeff Siepe, DB	3	1	4
1976	Jeff Stocks, DE	1	3	4

1973	Lynn Carson, DB	5	1	6
1974	Dennis Smith, DB	6	0	6
1975	Dennis Smith, DB	1	3	4
1976	Randy Scott, LB	2	2	4
1977	Steve Ryan, CB	6	0	6
1978	Steve Ryan, CB	4	2	6
1979	Jeff Davis, ILB	3	2	5
1980	Eddie Geathers, CB	3	1	4
1981	Hollis Hall, CB	5	1	6
1982	Terry Kinard, FS	6	0	6
1983	Terry Kinard, FS	6	1	7
1984	Ty Davis, CB	4	0	4
1985	William Devane, MG	0	4	4
1986	Terence Mack, OLB	3	1	4
1987	Henry Walls, ILB	2	3	5
1988	Delton Hall, CB	5	0	5
1989	Donnell Woolford, CB	5	1	6
1990	Donnell Woolford, SS	3	3	6
1991	Robert O'Neal, FS	8	1	9
1992	Dexter Davis, CB	6	1	7
1993	Nick Watkins, ILB	2	1	3
1994	Tyron Mouzon, SS	3	0	3
1995	many (3)	--	--	3
1996	many (3)	--	--	4
1997	Andre Carter, FS	4	1	5
1998	Brian Dawkins, SS	6	2	8
1999	Kelton Dunnican, FB	0	3	3
2000	Antwan Edwards, DB	4	0	4
2001	Antwan Edwards, CB	2	2	4
2002	Robert Carswell, FS	6	2	7
2003	Alex Ardley, CB	6	0	6
2004	Charles Hafley, SS	4	1	5
2005	Justin Miller, CB	8	0	8
2006	Jamaal Fudge, ROV	4	1	5
2007	Justin Miller, CB	3	1	4
2008	Jamaal Fudge, S	3	1	4



# INDIVIDUAL SEASON & CAREER DEFENSIVE BESTS

## SEASON

### TACKLES

Rk Player, Pos.	Year	Tac.
1. Keith Adams, LB	1999	186
2. Anthony Simmons, LB	1996	178
3. Jeff Davis, LB	1981	175
4. Bubba Brown, LB	1978	170
5. John Leake, LB	2002	169
6. Rodney Thomas, LB	2002	167
7. Jeff Davis, LB	1980	160
B.J. Goodson, LB	2015	160
9. Anthony Simmons, LB	1997	158
10. Chad Carson, LB	2000	156

### TACKLES FOR LOSS

Rk Player, Pos.	Year	TFL
1. Keith Adams, LB	1999	35.0
2. William Perry, MG	1984	27.0
Rob Bodine, MG	1991	27.0
Leroy Hill, LB	2003	27.0
5. Da'Quan Bowers, DE	2010	26.0
6. Shaq Lawson, DE	2015	25.5
7. Anthony Simmons, LB	1997	25.0
8. Michael Dean Perry, DT	1987	24.0
9. Kevin Dodd, DE	2015	23.5
10. Vic Beasley, DE	2013	23.0

### SACKS

Rk Player, Pos.	Year	Sacks
1. Keith Adams, LB	1999	16.0
2. Da'Quan Bowers, DE	2010	15.5
3. Vic Beasley, DE	2013	13.0
4. Gaines Adams, DE	2006	12.5
Shaq Lawson, DE	2015	12.5
6. Vic Beasley, DE	2014	12.0
Kevin Dodd, DE	2015	12.0
8. Adrian Dingle, DE	1998	10.5
Andre Branch, DE	2011	10.5
Carlos Watkins, DT	2016	10.5

### PASS BREAKUPS

Rk Player, Pos.	Year	PBU
1. Tye Hill, CB	2004	21
2. Dextra Polite, CB	1999	17
3. Ty Davis, CB	1984	15
Delton Hall, CB	1985	15
Donnell Woolford, CB	1987	15
Donnell Woolford, CB	1988	15
Antwan Edwards, DB	1997	15
Garry Peters, CB	2014	15
9. Reggie Pleasant, CB	1984	14
Delton Hall, CB	1986	14
Jerome Henderson, CB	1989	14
Antwan Edwards, CB	1998	14

## PASSES DEFENDED

Rk Player, Pos.	Year	Int.	PBU	PD
1. Dextra Polite, CB	1999	4	17	21
Tye Hill, CB	2004	0	21	21
3. Donnell Woolford, CB	1987	5	15	20
4. Antwan Edwards, CB	1997	4	15	19
5. Terry Kinard, FS	1982	6	12	18
Delton Hall, CB	1986	4	14	18
7. Ty Davis, CB	1984	2	15	17
James Lott, CB	1987	4	13	17
Robert O'Neal, FS	1989	8	9	17
Brian Mance, CB	2002	6	11	17
Justin Miller, CB	2002	8	9	17
Bashaud Breeland, DB	2013	4	13	17

### TAKEAWAYS

Rk Player, Pos.	Year	Int.	RF	Tot.
1. Robert O'Neal, FS	1989	8	1	9
2. Brian Dawkins, FS	1995	6	2	8
Justin Miller, CB	2002	8	0	8
DeAndre McDaniel, S	2009	8	0	8
5. Fred Knoebel, DB	1952	7	NA	7
Bobby Johnson, DB	1971	4	3	7
Terry Kinard, FS	1982	6	1	7
Dexter Davis, CB	1990	6	1	7
Robert Carswell, FS	1999	6	1	7
Rashard Hall, S	2009	6	1	7

## CAREER

### TACKLES

Rk Player, Pos.	Years	Tac.
1. Bubba Brown, LB	1976-79	515
2. Anthony Simmons, LB	1995-97	486
3. Jeff Davis, LB	1978-81	469
4. Chad Carson, LB	1998-01	448
5. John Leake, LB	2000-03	443
6. Ed McDaniel, LB	1988-91	389
7. Nick Watkins, LB	2004-07	386
8. Randy Scott, LB	1975-78	382
9. Keith Adams, LB	1998-00	379
10. Robert Carswell, FS	1997-00	374

### TACKLES FOR LOSS

Rk Player, Pos.	Years	TFL
1. Michael Dean Perry, DT	1984-87	61.0
2. William Perry, MG	1981-84	60.0
3. Keith Adams, LB	1998-00	54.0
4. Vic Beasley, DE	2011-14	52.5
5. Anthony Simmons, LB	1995-97	52.0
6. Rob Bodine, MG	1989-91	48.0
Leroy Hill, LB	2001-04	48.0
8. Shaq Lawson, DE	2013-15	46.5
9. Brentson Buckner, DT	1990-93	46.0
10. Adrian Dingle, DE	1995-98	45.0
Da'Quan Bowers, DE	2008-10	45.0

## SACKS

Rk Player, Pos.	Years	Sacks
1. Vic Beasley, DE	2011-14	33.0
2. Michael Dean Perry, DT	1984-87	28.0
Gaines Adams, DE	2003-06	28.0
4. William Perry, MG	1981-84	27.0
5. Adrian Dingle, DE	1995-98	23.0
Keith Adams, LB	1998-00	23.0
7. Brentson Buckner, DT	1990-93	22.0
Bryant McNeal, DE	1999-02	22.0
9. Chester McGlockton, DT	1989-91	20.5
10. Shaq Lawson, DE	2013-15	20.0

### PASS BREAKUPS

Rk Player, Pos.	Years	PBU
1. Donnell Woolford, CB	1985-88	44
2. Robert O'Neal, FS	1989-92	37
3. Antwan Edwards, CB	1995-98	35
Tye Hill, CB	2002-05	35
5. Delton Hall, CB	1983-86	33
6. Dexter Davis, CB	1988-90	32
Chris Chancellor, CB	2006-09	32
8. Justin Miller, CB	2002-04	31
9. Terry Kinard, FS	1979-82	30
10. Dexter McClean, CB	1993-96	28

## PASSES DEFENDED

Rk Player, Pos.	Years	Int.	PBU	PD
1. Donnell Woolford, CB	1985-88	10	44	54
2. Robert O'Neal, FS	1989-92	12	37	49
3. Terry Kinard, FS	1979-82	17	30	47
4. Justin Miller, CB	2002-04	13	31	44
5. Antwan Edwards, DB	1995-98	8	35	43
6. Dexter Davis, CB	1988-90	10	32	42
7. Chris Chancellor, CB	2006-09	9	32	41
8. Tye Hill, CB	2002-05	5	35	40
9. Delton Hall, CB	1983-86	6	33	39
10. Alex Ardley, CB	1998-00	12	26	38

### CAUSED FUMBLES

Rk Player, Pos.	Years	CF
1. Jeff Davis, LB	1978-81	10
Ed McDaniel, ILB	1988-91	10
3. Danny Triplett, LB	1979-82	8
William Perry, MG	1981-84	8
Chester McGlockton, DT	1989-91	8
Malliciah Goodman, DE	2009-12	8
7. Levon Kirkland, OLB	1988-91	7
Keith Adams, LB	1998-00	7
Vic Beasley, DE	2011-14	7

### RECOVERED FUMBLES

Rk Player, Pos.	Years	RF
1. Jeff Davis, LB	1978-81	8
2. William Perry, MG	1981-84	7
Levon Kirkland, OLB	1988-91	7
4. Willie Smith, DE	1954-57	6
Ronnie Ducworth, DE	1966-68	6
Gene Beasley, SS	1985-88	6
Doug Brewster, LB	1987-90	6


### TAKEAWAYS

Rk Player, Pos.	Years	Int.	RF	Tot.
1. Terry Kinard, FS	1979-82	17	2	19
2. Michael Hamlin, S	2005-08	14	4	18
3. Rashard Hall, S	2009-12	14	3	17
4. DeAndre McDaniel, S	2007-10	15	1	16
5. Fred Knoebel, DB	1950-52	15	NA	15
Brian Dawkins, SS	1992-95	11	4	15
7. Eddie Geathers, CB	1977-80	12	2	14
Robert O'Neal, FS	1989-92	12	2	14
Justin Miller, CB	2002-04	13	1	14
10. Dexter Davis, CB	1988-90	10	3	13
Crezdon Butler, CB	2006-09	11	2	13

### TAKEAWAY RETURN YARDS


Rk Player	Years	IR	FR	Total
1. Antwan Edwards	1995-98	8-195	2-104	10-299
2. Rex Varn	1976-79	10-275		10-275
3. Michael Hamlin	2005-08	14-243		14-243
Crezdon Butler	2006-09	11-243		11-243
5. Jonathan Meeks	2009-12	7-192	1-3	8-195
6. DeAndre McDaniel	2007-10	15-162	1-28	16-190
7. Rashard Hall	2009-12	14-186	1-(-6)	15-180
8. Don Kelley	1969-71	6-178		6-178
9. Alex Ardley	1998-00	12-151		12-151
10. Rahim Abdullah	1996-98	2-67	2-83	4-150

BUBBA BROWN IS CLEMSON'S CAREER LEADER WITH 515 TACKLES (1976-79).



# TOP-25 NCAA STAT RANKINGS

Year	Player/Team	Category	Finish	Figure
1937	Clemson	Passing Defense/G	6	39.6
	Bob Bailey	Punting	9	40.0
1938	Shad Bryant	Punt Returns	5	18.0
1939	Clemson	Passing Defense/G	4	37.0
	Clemson	Rushing Offense/G	6	219.1
	Banks McFadden	Punting	6	42.7
1941	Clemson	Scoring Offense/G	8	25.9
	Clemson	Rushing Offense/G	9	236.9
	Clemson	Total Offense/G	10	319.9
	Charlie Timmons	Scoring	5	77
	Booty Payne	Punting	6	41.7
1944	Sid Tinsley	Punting	6	39.7
1947	Clemson	Passing Offense/G	5	147.9
1948	Clemson	Scoring Defense/G	2	5.3
	Clemson	Total Defense/G	3	176.0
	Clemson	Rushing Defense/G	10	100.1
	Ray Mathews	Scoring	7	78
1949	Jackie Calvert	Punting	7	41.8
1950	Clemson	Total Offense/G	4	431.2
	Clemson	Rushing Offense/G	8	294.2
	Fred Cone	Scoring	10	86
1951	Clemson	Interceptions	6	25
	Clemson	Passing Defense/G	20	91.2
	Clemson	Total Defense/G	20	231.7
	Billy Hair	Total Offense	6	1579
	Glenn Smith	Receptions	19	35
1953	Dreher Gaskin	Receptions	21	22
1954	Clemson	Total Defense/G	3	176.1
	Clemson	Rushing Defense/G	4	96.9
	Clemson	Punt Returns	16	14.9
	Joe Pagliei	Punting	25	36.7
1955	Joel Wells	Rushing	7	782
	Joe Pagliei	Punting	15	39.1
1956	Clemson	Passing Defense	8	526
	Joel Wells	Rushing	18	678
1957	Clemson	Interception Avoidance	11	.054
	Clemson	Scoring Defense/G	11	7.8
	Clemson	Passing Defense/G	14	59.7
	Clemson	Total Defense/G	16	215.9
	Clemson	Total Offense/G	19	327.7
	Clemson	Rushing Offense/G	22	223.2
	Harvey White	Touchdown Passes	4	11
	Harvey White	Passing Yards	17	841
	Harvey White	Total Offense	18	1038
1958	Clemson	Rushing Offense/G	11	225.8
	Clemson	Total Offense/G	21	315.3
	Bobby Morgan	Punt Returns	20	15.9
1959	Clemson	Rushing Defense/G	6	108.5
	Clemson	Scoring Offense/G	6	26.2
	Clemson	Kickoff Returns	8	24.1
	Clemson	Total Defense/G	11	197.1
	Bill Mathis	Scoring	10	70
	Bill Mathis	Kickoff Returns	14	294
1960	Clemson	Fewest Fumbles	2	6
	Clemson	Rushing Defense/G	12	114.3
	Clemson	Total Defense/G	18	214.3
	Clemson	Total Offense/G	25	305.2
	Lon Armstrong	Kick Scoring	10	33
	Bill McGuirt	Scoring	20	54
1961	Clemson	Punt Returns	5	14.8
	Clemson	Punting	14	38.8
	Clemson	Pass Offense/G	19	129.2
	Eddie Wernitz	Punting	9	40.2
	Elmo Lam	Punt Returns	11	179
	Lon Armstrong	Kick Scoring	20	29
1962	Clemson	Field Goals	3	7
	Clemson	Punting	8	39.7
	Clemson	PATs	12	21
	Eddie Wernitz	Punting	11	40.7
	Rodney Rogers	Kick Scoring	15	33
1963	Clemson	Total Defense/G	5	184.7
	Clemson	Rushing Defense/G	6	93.1
	Clemson	PATs	17	.958
	Clemson	Total Offense/G	20	313.9
	Hugh Mauldin	Punt Returns	12	193
	Frank Pearce	Kick Scoring	17	33
1966	Buddy Gore	Rushing	23	750
1967	Buddy Gore	Rushing	8	1045
1969	John Shields	Kickoff Returns	14	21.6
	Ray Yauger	Rushing	15	968
1970	Don Kelley	Punt Returns	6	16.2
	Jack Anderson	Punting	9	41.0
1973	Clemson	Punting	12	41.8
	Ken Pengitore	Total Offense/G	10	176.5
	Mitch Tyner	Punting	14	41.8
1977	Steve Fuller	Total Offense/G	19	172.7
1978	Clemson	Interception Avoidance	2	5
	Clemson	Punt Returns	2	13.5
	Clemson	Turnovers Lost	3	20



JACKIE CALVERT  
RANKED AMONG THE  
NCAA'S PUNTING  
LEADERS IN 1949  
WITH A 41.8-YARD  
AVERAGE.

	Clemson	Total Offense/G	4	436.7	1987	Clemson	Rushing Defense/G	2	80.0
	Clemson	Scoring Offense/G	5	31.9		Clemson	Punt Returns	5	13.6
	Clemson	Turnover Margin/G	5	+1.6		Clemson	Total Defense/G	5	240.0
	Clemson	Rushing Offense/G	6	296.5		Clemson	Scoring Defense/G	13	15.1
	Clemson	Passing Defense/G	8	100.3		Clemson	Rushing Offense/G	15	244.3
	Clemson	Total Defense/G	15	254.2		<b>David Treadwell</b>	<b>Field Goal Percentage</b>	<b>1</b>	<b>85.7</b>
	Lester Brown	Scoring/G	4	9.3		Donnell Woolford	Punt Returns	3	15.5
	Willie Jordan	Punt Returns	4	13.8		David Treadwell	Field Goals/G	5	1.8
	Jerry Butler	Receptions/G	10	4.9		James Lott	Punt Returns	16	11.7
	Obed Ariri	Scoring/G	12	7.4		David Treadwell	Scoring/G	16	8.2
	Steve Fuller	Total Offense/G	21	182.1	1988	Clemson	Turnover Margin/G	2	+1.82
1979	Clemson	Scoring Defense/G	3	8.4		Clemson	Scoring Defense/G	8	13.7
	Clemson	Turnovers Lost	3	18		Clemson	Rushing Offense/G	9	277.6
	Clemson	Net Punting	4	41.0		Clemson	Total Defense/G	12	279.5
	Clemson	Total Defense/G	7	237.5		Clemson	Rushing Defense/G	14	116.2
	Clemson	Rushing Defense/G	10	117.5		Clemson	Scoring Offense/G	22	29.9
	David Sims	Punting	4	44.4		Terry Allen	Rushing/G	15	103.6
	Obed Ariri	Field Goals/G	5	1.36		Chris Gardocki	Field Goals/G	16	1.56
1980	<b>Obed Ariri</b>	<b>Field Goals/G</b>	<b>1</b>	<b>2.09</b>	1989	Clemson	Turnover Margin/G	2	+1.82
	Obed Ariri	Scoring/G	9	7.9		Clemson	Rushing Defense/G	5	94.6
	Perry Tuttle	Receptions/G	13	4.8		Clemson	Scoring Defense/G	5	11.91
1981	Clemson	Scoring Defense/G	2	8.2		Clemson	Total Defense/G	5	267.9
	Clemson	Turnover Margin/G	6	+1.45		Clemson	Net Punting	10	38.7
	Clemson	Total Defense/G	7	251.5		Clemson	Kickoff Returns	12	22.4
	Clemson	Rushing Defense/G	8	88.7		Clemson	Rushing Offense/G	16	234.9
	Homer Jordan	Passing Efficiency	12	133.4		Clemson	Scoring Offense/G	18	31.0
	Terry Kinard	Interceptions/G	15	0.56		Clemson	Passing Defense/G	22	173.3
	Dale Hatcher	Punting	19	43.2		Chris Gardocki	Field Goal/G	T-6	1.82
1982	Clemson	Rushing Defense/G	10	97.4		Chris Gardocki	Punting	10	42.68
	Clemson	Scoring Defense/G	10	13.4		Robert O'Neal	Interceptions/G	10	0.64
	Johnny Rembert	Interceptions/G	8	0.6		Chris Gardocki	Scoring/G	22	8.91
	Cliff Austin	Rushing/G	11	106.4	1990	<b>Clemson</b>	<b>Total Defense/G</b>	<b>1</b>	<b>216.9</b>
	Terry Kinard	Interceptions/G	12	0.55		Clemson	Rushing Defense/G	2	71.7
	Cliff Austin	Scoring/G	15	8.4		Clemson	Scoring Defense/G	2	9.9
1983	Clemson	Turnover Margin/G	8	+1.27		Clemson	Pass Efficiency Defense	6	87.9
	Clemson	Net Punting	9	40.3		Clemson	Turnover Margin/G	8	+1.2
	Clemson	Scoring Offense/G	10	30.7		Clemson	Rushing Offense/G	9	255.3
	Clemson	Rushing Offense/G	12	250.2		Clemson	Net Punting	11	37.9
	Mike Eppley	Passing Efficiency	3	146.0		Clemson	Kickoff Returns	21	21.5
	Bob Paulling	Kick Scoring/G	6	8.2		Chris Gardocki	Field Goals/G	4	1.73
	Dale Hatcher	Punting	7	43.6		Chris Gardocki	Punting	4	44.34
	Bob Paulling	Field Goals/G	10	1.64		Dexter Davis	Interceptions/G	14	0.55
	Bob Paulling	Scoring/G	11	8.2	1991	<b>Clemson</b>	<b>Rushing Defense/G</b>	<b>1</b>	<b>53.4</b>
	Ray Williams	Kickoff Returns	11	23.5		Clemson	Total Defense/G	4	263.2
1984	Clemson	Net Punting	3	42.7		Clemson	Rushing Offense/G	8	255.7
	Clemson	Scoring/G	9	31.5		Clemson	Scoring Defense/G	10	13.5
	<b>Donald Igwebuike</b>	<b>Field Goal Percentage</b>	<b>1</b>	<b>94.7</b>		Clemson	Punt Returns	13	12.1
	<b>William Perry</b>	<b>Tackles For Loss/G</b>	<b>1</b>	<b>2.45</b>		Clemson	Total Offense/G	25	409.7
	Donald Igwebuike	Kick Scoring/G	9	8.1		<b>Rob Bodine</b>	<b>Tackles For Loss/G</b>	<b>1</b>	<b>2.45</b>
	Donald Igwebuike	Scoring/G	13	8.1		Nelson Welch	Field Goals/G	T-4	1.55
	Dale Hatcher	Punting	20	43.7		Darnell Stephens	Punt Returns	8	14.1
	Mike Eppley	Passing Efficiency	25	123.8	1992	Clemson	Rushing Offense/G	6	257.1
1985	Clemson	Rushing Offense/G	13	225.2		Clemson	Rushing Defense/G	13	120.1
	Kenny Flowers	Rushing/G	24	95.6		Nelson Welch	Field Goals/G	2	2.0
	David Treadwell	Field Goals/G	25	1.36		Nelson Welch	Kick Scoring/G	3	8.1
1986	<b>Clemson</b>	<b>Kickoff Returns</b>	<b>1</b>	<b>26.1</b>		Nelson Welch	Scoring/G	11	8.1
	Clemson	Rushing Offense/G	6	273.4	1993	Clemson	Punt Returns	8	12.9
	Clemson	Rushing Defense/G	13	103.5		Clemson	Turnover Margin/G	9	+1.09
	Clemson	Scoring Defense/G	15	15.1		Clemson	Scoring Defense/G	15	16.3
	Clemson	Total Defense/G	25	309.5		Clemson	Kickoff Returns	23	22.3
	<b>Terrance Roulhac</b>	<b>Kickoff Returns</b>	<b>1</b>	<b>33.0</b>		Clemson	Rushing Defense/G	24	128.5
	Terrence Flagler	Yards/Carry	3	6.6		Dexter McCleon	Punt Returns	11	12.0
	Terrence Flagler	Rushing/G	13	106.9		Nelson Welch	Field Goals/G	14	1.36

# TOP-25 NCAA STAT RANKINGS

1994	Clemson*	Fewest Fumbles Lost	1	2
	Clemson	Turnover Margin/G	1	+1.55
	Clemson	Rushing Defense/G	14	113.5
	Clemson	Scoring Defense/G	17	17.1
	Nelson Welch	Field Goals/G	13	1.45
1995	Clemson	Rushing Offense/G	4	259.5
	Clemson	Interceptions	6	21
	Clemson	Scoring Defense/G	10	16.2
	Clemson	Kickoff Returns	12	22.7
	Clemson	Pass Efficiency Defense	16	101.2
	Clemson	Rushing Defense/G	18	122.0
	Clemson	Turnover Margin/G	19	+0.73
	Clemson	Punt Returns	21	11.9
	Brian Dawkins	Interceptions/G	8	0.55
	Jeff Sauve	Field Goals/G	10	1.36
	Antwan Wyatt	Kickoff Returns	12	25.0
	Antwan Wyatt	Punt Returns	15	12.3
	Raymond Priestler	Rushing/G	18	116.9
	Emory Smith	Touchdowns	18	15
	Emory Smith	Scoring/G	20	8.2
	Nealon Greene	Passing Efficiency	22	137.6
	Chris McNally	Punting	23	41.8
1996	Raymond Priestler	Rushing/G	21	108.5
1997	Clemson	Rushing Defense/G	6	88.3
	Clemson	Kickoff Returns	14	23.3
	Clemson	Scoring Defense/G	18	18.0
	Clemson	Total Defense/G	18	312.5
	Tony Horne	Kickoff Returns	8	27.3
	Tony Horne	All-Purpose Yards/G	14	153.9
	Tony Horne	Receptions/G	14	6.18
	Nealon Greene	Passing Efficiency	19	145.1
1998	Clemson	Rushing Defense/G	14	104.5
	Clemson	Total Defense/G	25	320.1
	Antwan Edwards	Kickoff Returns	10	26.9
1999	Clemson	Interceptions	8	19
	Clemson	Turnover Margin/G	11	+0.82
	Clemson	Pass Efficiency Defense	17	105.6
	Keith Adams	Tackles	1	176
	Keith Adams	Tackles For Loss	1	33
	Keith Adams	Sacks	2	16
	Travis Zachery	Scoring/G	9	9.6
	Robert Carswell	Interceptions/G	10	0.55
	Rod Gardner	Receptions/G	12	6.6
	Alex Ardley	Interceptions/G	20	0.45
	Rod Gardner	Receiving Yards/G	23	91.7
2000	Clemson	Total Offense/G	10	446.5
	Clemson	Rushing Offense/G	10	236.4
	Clemson	Punt Returns	14	15.0
	Clemson	Scoring Offense/G	14	36.0
	Clemson	Fewest Turnovers Lost	17	18
	Clemson	Rushing Defense/G	18	101.8
	Clemson	Fewest Interceptions	20	9
	Clemson	Pass Efficiency Offense	23	132.2
	Clemson	Scoring Defense/G	23	19.3
	Chad Carson	Tackles/G	4	13.3
	Alex Ardley	Interceptions/G	8	0.55

	Travis Zachery	Scoring/G	14	9.3
	Woodrow Dantzler	Passing Efficiency	21	134.5
	Rod Gardner	Receiving Yards/G	24	86.9
	Joe Don Reames	Punt Returns	24	12.2
	Woodrow Dantzler	Points Responsible For/G	25	12.6
2001	Clemson	Kickoff Returns	10	24.9
	Derrick Hamilton	Kickoff Returns	3	31.7
	Woodrow Dantzler	Total Offense/G	8	305.8
	Charles Hafley	Solo Tackles/G	14	7.45
	Chad Carson	Tackles/G	19	11.8
2002	Clemson	Kickoff Returns	5	24.3
	Clemson	Interceptions	10	21
	John Leake	Tackles/G	4	13.0
	Justin Miller	Interceptions/G	5	0.62
	Rodney Thomas	Tackles/G	6	12.8
	Aaron Hunt	Field Goals/G	18	1.42
	Derrick Hamilton	All-Purpose Yards/G	20	144.8
	Brian Mance	Interceptions/G	21	0.46
2003	Clemson	Kickoff Returns	2	27.7
	Clemson	Passing Offense/G	16	283.6
	Clemson	Scoring Defense/G	20	19.2
	Leroy Hill	Tackles For Loss/G	2	2.08
	Leroy Hill	Solo Tackles/G	5	8.5
	Charlie Whitehurst	Total Offense/G	14	277.4
	John Leake	Solo Tackles/G	21	6.8
	Leroy Hill	Tackles/G	22	11.2
	Derrick Hamilton	All-Purpose Yards/G	23	133.5
	Aaron Hunt	Field Goals/G	23	1.38
2004	Clemson	Kickoff Returns	3	26.3
	Clemson	Pass Efficiency Defense	11	103.4
	Clemson	Fewest Penalties/G	13	5.3
	Clemson	Fewest Penalty Yards/G	20	45.2
	Clemson	Passing Defense/G	23	191.6
	Clemson	Punt Returns	24	12.0
	Justin Miller	Kickoff Returns	1	33.1
	Tye Hill	Passes Defended/G	3	1.64
	Leroy Hill	Tackles For Loss/G	8	1.59
	Leroy Hill	Sacks/G	15	0.73
	Justin Miller	Punt Returns	21	13.0
2005	Clemson	Fewest Fumbles Lost	4	5
	Clemson	Completion Percentage	5	65.8
	Clemson	Fewest Penalties/G	6	4.8
	Clemson	Fewest Penalty Yards/G	8	40.5
	Clemson	Fewest Turnovers Lost	8	14
	Clemson	Scoring Defense/G	11	17.6
	Clemson	Tackles For Loss/G	13	8.3
	Clemson	Turnover Margin/G	16	+0.75
	Clemson	Pass Efficiency Defense	18	110.9
	Clemson	Total Defense/G	20	316.6
	Clemson	Rushing Defense/G	25	120.6
	Clemson	Sacks/G	25	2.8
	Jad Dean	Field Goals/G	3	2.0
	Charlie Whitehurst	Completion Percentage	5	67.4
	Jad Dean	Scoring/G	19	8.8
2006	Clemson	Rushing Offense/G	5	217.9
	Clemson	Fewest Penalties/G	5	4.2

	Clemson	Kickoff Returns	6	25.4
	Clemson	Sacks Allowed/G	6	1.2
	Clemson	Scoring Offense/G	12	32.7
	Clemson	Total Defense/G	13	280.8
	Clemson	Total Offense/G	15	410.9
	Clemson	Scoring Defense/G	16	16.2
	Clemson	Tackles For Loss/G	16	7.1
	Clemson	Pass Efficiency Defense	17	106.4
	Clemson	Rush Defense/G	18	103.1
	Clemson	Sacks/G	20	2.8
	Clemson	Passing Defense/G	24	177.7
	Gaines Adams	Sacks/G	3	0.96
	James Davis	Scoring/G	17	7.8
	Gaines Adams	Tackles For Loss/G	24	1.27
2007	Clemson	Fewest Turnovers Lost	2	12
	Clemson	Fewest Interceptions	4	6
	Clemson	Total Defense/G	9	306.8
	Clemson	Turnover Margin/G	9	+1.00
	Clemson	Scoring Defense/G	10	18.7
	Clemson	Fewest Fumbles Lost	10	6
	Clemson	Fewest Penalty Yards/G	10	43.1
	Clemson	Pass Efficiency Defense	13	108.3
	Clemson	Passing Defense/G	13	188.5
	Clemson	Kickoff Returns	15	23.9
	Clemson	Fewest Penalties/G	15	5.2
	Clemson	Fourth-Down Conversion %	19	62.5
	Clemson	Pass Efficiency Offense	20	142.1
	Clemson	Rushing Defense/G	23	118.3
	Mark Buchholz	Field Goals/G	12	1.7
	C.J. Spiller	Kickoff Returns	14	28.8
	Mark Buchholz	Scoring/G	18	8.8
	Aaron Kelly	Receptions/G	19	6.8
	Jimmy Maners	Punting	20	42.8
	Cullen Harper	Passing Efficiency	22	141.0
2008	Clemson	Pass Efficiency Defense	10	101.7
	Clemson	Interceptions	11	19
	Clemson	Passing Defense/G	12	172.5
	Clemson	First Downs Allowed/G	12	16.0
	Clemson	Scoring Defense/G	13	17.3
	Clemson	Total Defense/G	18	299.9
	Michael Hamlin	Interceptions/G	11	0.46
	Brandon Maye	Recovered Fumbles/G	11	0.25
	C.J. Spiller	Kickoff Returns	14	27.2
	C.J. Spiller	All-Purpose Yards/G	21	147.5
2009	Clemson	Interceptions	5	21
	Clemson	Pass Defense/G	7	162.8
	Clemson	Punt Returns	7	14.2
	Clemson	Turnovers Forced	11	30
	Clemson	Tackles For Loss/G	12	7.29
	Clemson	Fewest Penalties/G	17	4.93
	Clemson	Total Defense/G	20	314.3
	Clemson	Pass Efficiency Defense	21	110.9
	Clemson	Kickoff Returns	24	23.8
	Clemson	Kickoff Return Defense	24	20.0
	Clemson	Scoring Defense/G	25	20.4
	DeAndre McDaniel	Interceptions/G	3	0.57
	C.J. Spiller	Kickoff Returns	3	32.8
	C.J. Spiller	All-Purpose Yards/G	4	191.4
	C.J. Spiller	Total Touchdowns	5	21
	C.J. Spiller	Scoring/G	14	9.1
	Rashard Hall	Interceptions/G	19	0.43
2010	Clemson	Tackles For Loss/G	10	7.38
	Clemson	Scoring Defense/G	13	18.8
	Clemson	First Downs Allowed/G	16	17.1
	Clemson	Total Defense/G	19	320.3
	Clemson	Pass Defense/G	22	191.9
	Clemson	Net Punting	24	38.2
	Da'Quan Bowers	Sacks/G	1	1.19
	Da'Quan Bowers	Tackles For Loss/G	2	2.00
2011	Clemson	Fewest Penalties/G	10	4.4
	Clemson	Fewest Penalty Yards/G	19	40.1
	Clemson	Passing Offense/G	21	282.3
	Clemson	Scoring Offense/G	24	33.6
	Sammy Watkins	All-Purpose Yards/G	4	176.0
	Sammy Watkins	Receiving Touchdowns	7	12
	Tajh Boyd	Passing Touchdowns	8	33
	Tajh Boyd	Passing Yards	10	3828
	Tajh Boyd	Points Responsible For/G	13	16.9
	Andre Branch	Sacks/G	15	0.75
	Chandler Catanzaro	Field Goals/G	15	1.57
	Sammy Watkins	Receiving Yards/G	16	93.8
	Tajh Boyd	Total Offense/G	18	289.0
2012	Clemson	Red Zone % Offense	1	94.9
	Clemson	Fourth-Down Conversion %	T-1	77.8
	Clemson	Pass Efficiency Offense	4	163.1
	Clemson	Third-Down Conversion %	5	51.5
	Clemson	Scoring Offense/G	6	41.0
	Clemson	Total Offense/G	9	512.7
	Clemson	First Downs/G	12	26.2

BRIAN DAWKINS WAS EIGHTH NATIONALLY IN INTERCEPTIONS PER GAME IN 1995.



# TOP-25 NCAA STAT RANKINGS



SHAQ LAWSON WAS THIRD NATIONALLY IN TACKLES FOR LOSS PER GAME IN 2015.

Clemson	Passing Offense/G	13	321.6
Clemson	Fewest Fumbles Lost	T-18	7
Clemson	Sacks/G	T-22	2.6
Clemson	Red Zone % Defense	T-22	75.0
Clemson	Third-Down Conversion % Defense	24	34.0
Tajh Boyd	Points Responsible For/G	2	21.5
DeAndre Hopkins	Receiving Touchdowns	2	18
DeAndre Hopkins	Receiving Yards	4	1405
Tajh Boyd	Passing Efficiency	5	165.6
DeAndre Hopkins	Receiving Yards/G	6	108.1
Tajh Boyd	Total Offense/G	7	339.2
Malliciah Goodman	Caused Fumbles	T-8	4
Tajh Boyd	Passing Yards	10	3896
Tajh Boyd	Passing Yards/G	14	299.7
2013	<b>Clemson</b>	<b>Tackles For Loss/G</b>	<b>1 9.4</b>
Clemson	Third-Down Conversion % Defense	5	30.8
Clemson	Completion Percentage	6	69.2
Clemson	Pass Efficiency Offense	8	164.2
Clemson	Scoring Offense/G	T-8	40.2
Clemson	Passing Offense/G	9	333.1
Clemson	Total Offense/G	10	507.7
Clemson	Turnovers Forced	T-10	30
Clemson	Interceptions	T-13	18
Clemson	Sacks/G	T-13	2.9
Clemson	First Downs	T-15	327
Clemson	Recovered Fumbles	T-15	12
Clemson	Passing Defense/G	16	201.0
Clemson	Pass Efficiency Defense	19	114.2
Clemson	First Downs Allowed	22	234
Clemson	Scoring Defense/G	24	22.2
Clemson	Total Defense/G	25	356.7
Clemson	Kickoff Return Defense	25	19.4
Vic Beasley	Tackles For Loss/G	2	1.8
Spencer Shuey	Recovered Fumbles	T-2	4
Vic Beasley	Sacks/G	T-3	1.0
Sammy Watkins	Receiving Yards	5	1464
Tajh Boyd	Passing Efficiency	6	168.7
Tajh Boyd	Points Responsible For/G	6	20.3
Sammy Watkins	Receiving Yards/G	7	112.6
Tajh Boyd	Passing Touchdowns	T-7	34
Tajh Boyd	Points Responsible For	T-7	266
Chandler Catanzaro	Field-Goal Percentage	T-7	92.9
Tajh Boyd	Completion Percentage	8	68.5
Sammy Watkins	Receiving Touchdowns	T-10	12
Vic Beasley	Caused Fumbles	T-10	4
Tajh Boyd	Passing Yards/G	11	296.2
Sammy Watkins	Receptions/G	11	7.8
Tajh Boyd	Passing Yards	12	3851
Tajh Boyd	Total Offense/G	13	327.0
Tajh Boyd	Completions/G	T-16	21.8
Tajh Boyd	Yards/Completion	21	13.6
Adam Humphries	Punt Returns	24	10.6
Sammy Watkins	All-Purpose Yards/G	25	136.0
2014	<b>Clemson</b>	<b>Total Defense/G</b>	<b>1 260.8</b>
<b>Clemson</b>	<b>Pass Efficiency Defense</b>	<b>1 98.3</b>	
<b>Clemson</b>	<b>First Downs Allowed</b>	<b>1 185</b>	
<b>Clemson</b>	<b>Third-Down Conversion % Defense</b>	<b>1 27.4</b>	
<b>Clemson</b>	<b>Tackles For Loss/G</b>	<b>1 10.1</b>	
Clemson	Passing Defense/G	2	157.4
Clemson	Scoring Defense/G	3	16.7
Clemson	Rushing Defense/G	5	103.4
Clemson	Fewest Penalties/G	5	4.0

Clemson	Sacks/G	6	3.5
Clemson	Fewest Penalty Yards/G	7	34.6
Clemson	Red Zone % Defense	T-13	74.1
Clemson	Completion Percentage	14	64.7
Clemson	Winning Percentage	T-14	76.9
Clemson	Defensive Touchdowns	T-14	4
Clemson	Fourth-Down Conversion % Defense	T-16	33.3
Clemson	Fewest Fumbles Lost	T-19	6
Clemson	Net Punting	22	39.6
Vic Beasley	Tackles For Loss/G	3	1.7
Vic Beasley	Sacks/G	8	0.9
B.J. Goodson	Caused Fumbles	T-10	3
Ammon Lakip	Field Goals/G	T-13	1.6
2015	<b>Clemson</b>	<b>Winning Percentage</b>	<b>1 93.3</b>
Clemson	Third-Down Conversion % Defense	4	27.7
Clemson	Sacks/G	4	3.2
Clemson	Tackles for Loss/G	5	8.4
Clemson	Completion Percentage	7	67.4
Clemson	Total Defense	10	313.0
Clemson	Total Offense	11	514.5
Clemson	Pass Efficiency Defense	11	109.7
Clemson	Third-Down Conversion % Defense	13	47.4
Clemson	Red Zone % Offense	14	90.0
Clemson	Scoring Offense	16	38.5
Clemson	Passing Defense/G	17	187.7
Clemson	Sacks Allowed/G	18	1.2
Clemson	Rushing Defense/G	18	125.3
Clemson	Interceptions	21	16
Clemson	Rushing Offense/G	21	223.0
Clemson	Passing Efficiency	21	153.2
Clemson	Passing Offense/G	23	291.5
Clemson	Turnovers Forced	24	25
Clemson	Scoring Defense	24	21.7
Shaq Lawson	Tackles For Loss/G	3	1.7
Kevin Dodd	Tackles for Loss/G	5	1.6
Deshaun Watson	Completion Percentage	5	67.8
Greg Huegel	Field Goals/G	7	1.8
Deshaun Watson	Passing Touchdowns	8	35
Deshaun Watson	Total Offense/G	8	347.3
Deshaun Watson	Passing Yards	9	4104
Deshaun Watson	Points Responsible For/G	9	18.8
Deshaun Watson	Passing Efficiency	12	156.3
Shaq Lawson	Sacks/G	12	0.83
Wayne Gallman	Rushing Yards	13	1527
Kevin Dodd	Sacks/G	17	0.80
Greg Huegel	Field Goal Percentage	18	84.4
Cordrea Tankersley	Interceptions	20	5
Deshaun Watson	Passing Yards/Att.	22	8.4
Greg Huegel	Scoring/G	22	9.2
Wayne Gallman	Rushing Yards/G	22	109.1
Deshaun Watson	Passing Yards/G	23	273.6
Deshaun Watson	Pass Completions/G	23	22.2
Artavis Scott	Receptions/G	25	6.2
2016	<b>Clemson</b>	<b>First Downs</b>	<b>1 403</b>
<b>Clemson</b>	<b>Total Plays</b>	<b>1 1,220</b>	
<b>Clemson</b>	<b>Yards Per Pass Att. Allowed</b>	<b>T-1 5.6</b>	
Clemson	Total Touchdowns	3	78
Clemson	Total Points	3	588
Clemson	Tackles for Loss/G	3	8.7
Clemson	Sack Yardage	3	322
Clemson	Touchdown Passes	4	45
Clemson	Pass Eff. Defense	4	100.2

## ACC PLAYER-OF-THE-WEEK LEADERS

SEASON				
Rk	Player	Pos.	Year	POTW
1.	Keith Adams	LB	1999	5
2.	James Robinson	DT	1983	4
	Deshaun Watson	QB	2015	4
4.	Jeff Bryant	DL	1981	3
	Jeff Davis	LB	1981	3
	Stacy Long	OT	1989	3
	David Richardson	PK	1997	3
	Anthony Simmons	LB	1997	3
	Woodrow Dantzler	QB	2001	3
	Phillip Merling	DE	2007	3
	Thomas Austin	C	2008	3
	C.J. Spiller	RB/ST	2009	3
	Tajh Boyd	QB	2011	3
	Sammy Watkins	WR	2011	3
	Tajh Boyd	QB	2012	3
	Vic Beasley	DE	2013	3
	Tajh Boyd	QB	2013	3
	Sammy Watkins	WR	2013	3
	Jay Guillermo	C	2015	3

CAREER				
Rk	Player	Pos.	Years	POTW
1.	Tajh Boyd	QB	2010-13	9
2.	Deshaun Watson	QB	2014-16	8
3.	Keith Adams	LB	1998-00	7
	Sammy Watkins	WR	2011-13	7
5.	Woodrow Dantzler	QB	1998-01	6
	C.J. Spiller	RB/ST	2006-09	6
7.	Stacy Long	OT	1986-90	5
	Anthony Simmons	LB	1995-97	5
	Thomas Austin	OL	2006-08	5
	Vic Beasley	DE	2011-14	5

BY POSITION				
Pos.	Season	Career		
OL	3, many (3)	5, Stacy Long (1986-90)	5, Thomas Austin (2006-09)	
QB	4, Deshaun Watson (2015)	9, Tajh Boyd (2010-13)		
RB	2, many (4)	4, Terry Allen (1987-89)		
WR	3, Sammy Watkins (2011,13)	7, Sammy Watkins (2011-13)		
DL	4, James Robinson (1983)	5, Vic Beasley (2011-14)		
LB	5, Keith Adams (1999)	7, Keith Adams (1998-00)		
DB	2, many (6)	4, Terry Kinard (1979-82)		
ST	3, David Richardson (1997)	4, David Richardson (1995-98)		

Clemson	Third-Down Conversion % Defense	5	28.1
Clemson	Yards/Play Allowed	5	4.63
Clemson	Total Interceptions	6	20
Clemson	Passing Offense	7	333.9
Clemson	Completion Percentage	7	67.1
Clemson	Third-Down Conversion %	8	50.2
Clemson	Total Defense	8	311.5
Clemson	Opp. Completion %	10	52.2
Clemson	Turnovers Forced	10	27
Clemson	Scoring Defense	10	18.0
Clemson	Sacks/G	10	3.27
Clemson	Total Offense	12	503.7
Clemson	Touchdown Passes Allowed	12	13
Clemson	Scoring Offense	14	39.2
Clemson	Passing Defense	14	181.9
Clemson	Passing Efficiency	18	152.2
Clemson	Defensive Touchdowns	19	3
Clemson	Fewest Sacks Allowed	22	1.33
Clemson	Fourth-Down Conversion %	22	60.0
Clemson	Rushing Defense	24	129.6
Deshaun Watson	Passing Touchdowns	3	41
Deshaun Watson	Passing Yards	3	4,593
Deshaun Watson	Point Responsibility	3	304
Deshaun Watson	Total Offense/G	5	348.1
Dexter Lawrence	Blocked Kicks	5	2
Deshaun Watson	Completions/G	6	25.9
Deshaun Watson	Completion %	10	67.0
Deshaun Watson	Passing Yards/G	10	306.2
Wayne Gallman	Rushing Touchdowns	11	17
Mike Williams	Receiving Yards	11	1,361
Jadar Johnson	Total Interceptions	13	5
Mike Williams	Receptions/G	18	6.5
Deshaun Watson	Passing Efficiency	19	151.1
Deon Cain	Yards Per Reception	19	19.1
Wayne Gallman	Total Touchdowns	20	17
Mike Williams	Receiving Touchdowns	22	11
Mike Williams	Receiving Yards/G	25	90.7

\* - NCAA record; Note: Figures do not include stats in bowl games until the 2002 season; **bold** indicates stat led the nation.

# STREAK RECORDS

## CONSECUTIVE GAMES (54)

by **Chad Diehl**, 2008-11; **Antoine McClain**, 2008-11

Notes: Diehl (FB) and McClain (OG) played in every game from 2008-11. Diehl set the school record with 57 career games, as he played three games in 2007 when he suffered a season-ending injury and received a medical redshirt.

## CONSECUTIVE STARTS (49)

by **Dalton Freeman**, 2009-12

Notes: Freeman started each of his last 49 games at center, including every game of the 2010, 2011 and 2012 seasons.

## CONSECUTIVE STARTS BY QUARTERBACK (40)

by **Tajh Boyd**, 2011-13

Notes: He started each of the last 40 games of his career at quarterback during the 2011-13 seasons and had a 32-8 record.

## CONSECUTIVE 100-YARD RUSHING GAMES (5)

by **Kenny Flowers**, 1985; **Raymond Priestler**, 1996,97

Notes: Flowers' streak covered the last five games of the 1985 season and included a career-high 148 yards against Minnesota in the Independence Bowl. However, that bowl game was Flowers' last 100-yard game, as he never reached the 100-yard mark as a senior due to injury.

## CONSECUTIVE 100-YARD RECEIVING GAMES (3)

by **Charlie Waters**, 1969; **Tony Horne**, 1997; **Rod Gardner**, 2000; **DeAndre Hopkins**, 2012; **Sammy Watkins**, 2013

Notes: Waters' streak covered first three games of his senior year. Horne's streak covered the first three games of his senior year. Hopkins' streak covered the last game of 2011 and the first two games of 2012. Watkins had two three-game streaks in his junior year.

## CONSECUTIVE 300-YARD PASSING GAMES (3)

by **Tajh Boyd**, 2013

Notes: Boyd had two three-game streaks in his senior year.

## CONSECUTIVE 200-YARD PASSING GAMES (11)

by **Tajh Boyd**, 2011

Notes: Boyd passed for at least 200 yards in each of the first 11 games of his sophomore year.

## CONSECUTIVE GAMES SCORING (53)

by **Chandler Catanzaro**, 2010-13

Notes: Catanzaro scored a point in all 53 games of his career.

## CONSECUTIVE GAMES SCORING TOUCHDOWN (14)

by **C.J. Spiller**, 2009

Notes: Spiller was the only player in the nation to score at least one touchdown in every game in 2009.

## CONSECUTIVE PLAYS RUSHING BALL (12)

by **Raymond Priestler**, 1997

Notes: Priestler ran 12 straight plays at Maryland in 1997, and he ended the game with 204 yards rushing in a record-tying 36 carries.

## CONSECUTIVE GAMES WITH RECEIVING TOUCHDOWN (10)

by **DeAndre Hopkins**, 2012

Notes: The previous record was five games in a row, therefore Hopkins doubled the previous mark. He had at least one receiving touchdown in 12 of the 13 games in 2012.

## CONSECUTIVE GAMES WITH PASSING TOUCHDOWN (31)

by **Deshaun Watson**, 2014-16

Notes: The streak dated from the South Carolina game in 2014 through the 2016 National Championship Game versus Alabama.

## CONSECUTIVE COMPLETIONS (19)

by **Deshaun Watson**, 2016

Notes: Watson completed his last nine passes against South Carolina and first 10 versus Virginia Tech.

## CONSECUTIVE GAMES WITH COMPLETION (46)

by **Rodney Williams**, 1985-88

## CONSECUTIVE PASSES WITHOUT INTERCEPTION (187)

by **Tajh Boyd**, 2012,13

## CONSECUTIVE PASSES WITHOUT INTERCEPTION TO START CAREER (165)

by **Cullen Harper**, 2007

## CONSECUTIVE GAMES WITH 200 TOTAL OFFENSE YARDS (13)

by **Deshaun Watson**, 2016

Notes: Watson's streak covered the final 11 games of 2015, and ended with the SC State game in 2016.

## CONSECUTIVE GAMES WITH RECEPTION (38)

by **Artavis Scott**, 2014-16

Notes: Scott's streak covered the final 38 games of his career. He had at least two receptions in each of his last 23 games.

## CONSECUTIVE EXTRA POINTS MADE (88)

by **Mark Buchholz**, 2007,08

Notes: Buchholz was a perfect 88-88 on extra points in his two-year Tiger career.


## CONSECUTIVE FIELD GOALS MADE (20)

by **Chandler Catanzaro**, 2011,12

Notes: Catanzaro's streak began with a game-winning 43-yard field goal against Wake Forest in 2011. He made his last eight field-goal attempts in 2011 and his first 12 field-goal attempts in 2012. The streak ended with a 48-yard attempt that missed wide-left by inches at Wake Forest. It was his only field-goal miss in 2012.

## CONSECUTIVE GAMES MAKING FIELD GOAL (15)

by **Obed Ariri**, 1979-80; **Chris Gardocki**, 1988-89



**BOBBY GAGE HAD AN INTERCEPTION IN FOUR STRAIGHT GAMES IN 1948.**

## TEMPERATURE & DURATION RECORDS

### HOTTEST KICKOFF TEMPERATURE

Date	Opponent	W-L	Score	Temp.
9-18-2004	at Texas A&M	L	6-27	95
9-3-2011	Troy	W	43-19	95
9-20-1997	Florida State	L	28-35	93
9-18-2010	at Auburn	L	24-27	93
9-4-1999	Marshall	L	10-13	92
9-17-2005	Miami (Fla.)	L	30-36	92
9-6-2008	The Citadel	W	45-17	91
9-13-2008	NC State	W	27-9	91
9-6-2014	SC State	W	73-7	90
9-10-2016	Troy	W	30-24	90

Note: Home games in bold.

### COLDEST KICKOFF TEMPERATURE

Date	Opponent	W-L	Score	Temp.
10-28-1961	at Auburn	L	14-24	24
12-31-2001	Louisiana Tech	W	49-24	32
11-22-2008	at Virginia	W	13-3	35
11-9-1991	at North Carolina	W	21-6	38
11-25-1972	South Carolina	W	7-6	39
12-27-2009	Kentucky	W	21-13	39
11-14-1992	at Maryland	L	23-53	41
11-16-1996	NC State	W	40-17	41
11-15-1986	Maryland	T	17-17	42
12-5-2015	North Carolina	W	45-37	42

Note: Home games in bold.

### LONGEST GAMES

Date	Opponent	W-L	Score	Time
9-19-2009	Boston College	W	25-7	*4:46
9-17-2005	Miami (Fla.)	L <sup>(3 OT)</sup>	30-36	4:10
1-9-2017	Alabama	W	35-31	4:08
1-2-2004	Tennessee	W	27-14	4:05
9-9-2006	at Boston College	L <sup>(2 OT)</sup>	33-34	4:00
9-4-2004	Wake Forest	W <sup>(2 OT)</sup>	37-30	3:58
10-29-2016	at Florida State	W	37-34	3:56
10-1-2001	at NC State	W	45-37	3:55
10-2-2010	Miami (Fla.)	L	21-30	3:54
10-6-2007	Virginia Tech	L	23-41	3:53

\* - includes weather delay; Note: Home games in bold.

### SHORTEST GAMES

Date	Opponent	W-L	Score	Time
9-17-1977	at Georgia	W	7-6	2:05
10-9-1971	Duke	W	3-0	2:10
10-7-1972	at Georgia Tech	L	9-31	2:10
10-14-1972	Duke	L	0-7	2:10
10-13-1973	Virginia	W	32-26	2:10
9-28-1996	Wake Forest	W	21-10	2:16
10-13-1979	at Virginia Tech	W	21-0	2:17
10-27-1990	at Wake Forest	W	24-6	2:18
9-22-1979	Georgia	W	12-7	2:22
10-8-1988	at Virginia	W	10-7	2:23
9-7-1997	Appalachian State	W	34-0	2:23

Note: Home games in bold.

## CONSECUTIVE GAMES WITH 40-YARD PUNTING AVERAGE (12)

by **Dale Hatcher**, 1983,84

Notes: Hatcher had a streak of 12 games broken with a 39.6-yard average in his last game in 1984.

## CONSECUTIVE GAMES WITH SACK (9)

by **Da'Quan Bowers**, 2010

Notes: Bowers was involved in a sack in nine straight games, starting at Auburn (September 18) through Wake Forest (November 20). He had a half sack at Boston College that kept the streak alive.

## CONSECUTIVE GAMES WITH INTERCEPTION (4)

by **Bobby Gage**, 1948; **Terry Kinard**, 1980,81; **Dexter Davis**, 1990; **Rashard Hall**, 2009

## CONSECUTIVE DOUBLE-FIGURE TACKLE GAMES (19)

by **Jeff Davis**, 1980,81

## CONSECUTIVE GAMES WITH TACKLE (53)

by **DeAndre McDaniel**, 2007-10

Notes: McDaniel had a tackle in all 53 of his career games. He also had at least two tackles in each of his last 38 games.

## CONSECUTIVE GAMES WITH TACKLE FOR LOSS (20)

by **Keith Adams**, 1999,00

Notes: Adams had at least one tackle for loss in every game in 1999 and the first eight games of 2000. Georgia Tech ended his streak in 2000.

## TIGER STREAKS

### WINNING STREAKS

<b>Overall:</b>	17	Began with a 28-0 win over Georgia State on Nov. 22, 2014 and ended with a 45-40 loss to Alabama in the National Championship Game on Jan. 11, 2016.
<b>Home:</b>	21	Began with a 55-31 win over Georgia Tech on Nov. 14, 2013 and ended with a 43-42 loss to Pittsburgh on Nov. 12, 2016.
<b>Away:</b>	10 <sup>(2)</sup>	Began with a 25-6 win over NC State in Charlotte, N.C. on Oct. 7, 1939 and ended with a 13-0 loss at Tulane on Nov. 3, 1940. The second streak began with a 20-17 win at Louisville on Sept. 17, 2015 and is active.
<b>ACC Games:</b>	20	Began with a 27-0 win over Virginia on Oct. 10, 1981 and ended with a 28-21 loss at Georgia Tech on Sept. 29, 1984.

### UNBEATEN STREAKS

<b>Overall:</b>	17	Began with a 28-0 win over Georgia State on Nov. 22, 2014 and ended with a 45-40 loss to Alabama in the National Championship Game on Jan. 11, 2016.
<b>Home:</b>	25	Began with a 27-6 win over South Carolina on Nov. 22, 1980 and ended with a 22-21 loss to South Carolina on Nov. 24, 1984.
<b>Away:</b>	10 <sup>(2)</sup>	Began with a 25-6 win over NC State in Charlotte, N.C. on Oct. 7, 1939 and ended with a 13-0 loss at Tulane on Nov. 3, 1940. Began with a 28-21 win over Furman on Nov. 19, 1949 and ended with a 21-7 loss at Pacific on Oct. 21, 1951. The second streak covered the 2015 and 2016 regular seasons, and is ongoing heading into 2017.
<b>ACC Games:</b>	20	Began with a 27-0 win over Virginia on Oct. 10, 1981 and ended with a 28-21 loss at Georgia Tech on Sept. 29, 1984.





# RETURNS FOR TOUCHDOWNS

CLEMSON					
Year	Type	Player	Site	Opponent	Yards
1951	IR	Archie Baker	H	Auburn	56
	IR	Jimmy Quarles	A	Rice	90
1953	BPR	Scott Jackson	A	Boston College	41
1954	PR	Ken Moore	N	Wake Forest	81
	PR	Joe Pagliei	H	Presbyterian	74
	IR	Walt Laraway	H	The Citadel	30
	BPR	Walt Laraway	H	The Citadel	39
1958	BPR	Jim Padgett	H	North Carolina	28
	FR	Charlie Horne	A	Boston College	28
1959	KOR	Bill Mathis	A	Georgia Tech	99
	IR	Paul Snyder	A	Rice	18
	IR	Harry Pavlack	A	Furman	26
1961	PR	Elmo Lam	H	Tulane	68
1962	PR	Mack Matthews	A	Wake Forest	88
	KOR	Hal Davis	H	Georgia	98
1964	BPR	Butch Robbins	A	Wake Forest	0
	IR	Ted Bunton	H	Virginia	48
1966	PR	Frank Liberatore	H	Virginia	66
	IR	Richard Garick	H	North Carolina	31
1967	PR	Frank Liberatore	H	Georgia	52
	IR	Billy Ware	A	North Carolina	23
1968	FGR	Richie Luzzi	A	Georgia	108
1970	PR	Don Kelley	A	Wake Forest	67
	IR	Don Kelley	H	Duke	102
	PR	Don Kelley	A	Maryland	85
	IR	Jewell McLaurin	A	Maryland	68
1971	FR	Smiley Sanders	H	Kentucky	1
	IR	Bobby Johnson	A	Auburn	40
1973	IR	Frank Wise	H	Wake Forest	36
1974	IR	Dennis Smith	H	South Carolina	31
1977	IR	Rex Varn	H	Maryland	93
1978	IR	Rex Varn	A	NC State	94
1979	IR	Jeff Davis	H	Wake Forest	17
1980	BPR	Bill Smith	A	Virginia	11
	IR	Willie Underwood	H	South Carolina	37
1981	BPR	Johnny Rembert	A	South Carolina	0
1982	IR	Johnny Rembert	H	Duke	43
1984	IR	Kenny Danforth	A	Virginia	22
1985	BPR	Perry Williams	H	Maryland	30
1986	IR	Delson Hall	H	Duke	67
1987	PR	Donnell Woolford	H	Georgia Tech	78
	KOR	Joe Henderson	H	Georgia Tech	95
	PR	Donnell Woolford	H	Wake Forest	67
1988	IR	Doug Brewster	A	Georgia Tech	68
1989	BPR	Tony Mauney	H	Furman	0
	IR	Wayne Simmons	A	Florida State	73
	IR	Levon Kirkland	A	Virginia Tech	47
	FR	Chester McGlockton	A	West Virginia	0
1990	IR	Arlington Nunn	H	Long Beach State	55
	KOR	Doug Thomas	H	Long Beach State	98
	KOR	Doug Thomas	A	Maryland	98
	FR	Dexter Davis	A	NC State	52
	IR	Arlington Nunn	A	Wake Forest	26
	IR	Dexter Davis	H	North Carolina	30
	IR	Arlington Nunn	N	Illinois	34
1991	PR	Darnell Stephens	H	Maryland	89
1992	IR	James Trapp	H	Florida State	39
	FR	Michael Barber	H	Chattanooga	91
	IR	Tim Jones	H	South Carolina	26
1994	FR	Chris Franklin	H	NC State	60
1995	BPR	Andy Ford	H	Western Carolina	26
	IR	Brian Dawkins	H	North Carolina	49
1996	FR	Eric Bradford	H	Furman	9
	IR	Peter Ford	H	Maryland	66
	FR	Rahim Abdullah	H	NC State	9
1997	FR	Rahim Abdullah	A	NC State	74
	IR	Rahim Abdullah	H	Duke	63
	IR	Antwan Edwards	A	South Carolina	42
	PR	Tony Horne	A	South Carolina	39
	BPR	Chad Speck	N	Auburn	18
1998	FR	Chris Jones	H	Furman	0
	FR	Antwan Edwards	A	Virginia	93
	IR	Alex Ardley	A	North Carolina	26
	IR	Howard Bartley	H	South Carolina	48
1999	IR	Terry Jolly	H	Duke	20
2000	IR	Charles Hafley	H	Missouri	27
	PR	Joe Don Reames	A	Virginia	69
	PR	Brian Mance	H	Georgia Tech	88
2001	FR	Eric Meekins	H	Wofford	29
	KOR	Derrick Hamilton	A	Maryland	100
2002	FR	Bryant McNeal	A	Georgia	55
	KOR	Justin Miller	H	NC State	80
2003	FR	J.J. Howard	H	Furman	17
	KOR	Derrick Hamilton	H	North Carolina	100
	PR	Justin Miller	H	Duke	63
2004	PR	Justin Miller	H	Wake Forest	69
	KOR	Justin Miller	A	Florida State	97

	KOR	Justin Miller	A	Florida State	86
	BPR	Bobby Williamson	H	Utah State	0
	IR	Eric Coleman	H	NC State	20
2005	PR	Chansi Stuckey	H	Texas A&M	47
2006	FR	Jacoby Ford	H	Florida Atlantic	92
	FR	Sergio Gilliam	H	Florida Atlantic	31
	KOR	Jacoby Ford	H	Louisiana Tech	94
	IR	Nick Watkins	H	Louisiana Tech	26
	FR	Gaines Adams	A	Wake Forest	66
	IR	Jock McKissic	H	South Carolina	82
2007	KOR	C.J. Spiller	A	Duke	84
	KOR	C.J. Spiller	H	Wake Forest	90
	BPR	La'Donte Harris	A	South Carolina	10
2008	KOR	C.J. Spiller	N	Alabama	96
	IR	Chris Clemons	H	SC State	32
	FR	DeAndre McDaniel	N	Nebraska	28
2009	KOR	C.J. Spiller	H	Middle Tennessee	96
	PR	Jacoby Ford	H	Middle Tennessee	61
	PR	C.J. Spiller	H	Boston College	77
	KOR	C.J. Spiller	A	Maryland	92
	KOR	C.J. Spiller	A	Miami (Fla.)	90
	IR	DeAndre McDaniel	A	Miami (Fla.)	23
	KOR	C.J. Spiller	A	South Carolina	88
2010	KOR	Andre Ellington	H	Maryland	87
	IR	Xavier Brewer	H	Maryland	61
	IR	Rashard Hall	A	Boston College	52
2011	KOR	Sammy Watkins	A	Maryland	89
	IR	Kourtnei Brown	H	North Carolina	20
	FR	Kourtnei Brown	H	North Carolina	26
2012	IR	Jonathan Meeks	H	Virginia Tech	74
	FR	Corey Crawford	H	Maryland	16
2013	IR	Martin Jenkins	H	SC State	52
	IR	Darius Robinson	H	SC State	35
	FR	Vic Beasley	H	Boston College	13
	FR	Quandon Christian	H	The Citadel	22
2014	IR	Jadar Johnson	H	SC State	60
	FR	Vic Beasley	H	NC State	16
	PR	Adam Humphries	H	Louisville	72
	IR	Ben Boulware	N	Oklahoma	47
2015	IR	Carlos Watkins	H	Appalachian State	15
	IR	Cordrea Tankersley	A	Miami (Fla.)	36
2016	IR	Mark Fields	A	Boston College	42
	IR	Tanner Muse	H	Syracuse	64

## OPPONENTS

Year	Type	Player	Site	Opponent	Yards
1951	IR	Harry Jabbusch	A	South Carolina	13
	PR	Chuck Prezioso	A	South Carolina	74
1952	IR	Howard Chapman	A	Florida	0
1953	IR	Joe Counts	H	Presbyterian	34
	PR	Dick Nolan	H	Maryland	90
	PR	Dick Zotti	A	Boston College	70
1957	KOR	Dick Christy	H	NC State	97
1959	IR	Bobby Robinson	H	Wake Forest	69
1960	IR	John Janus	A	Boston College	60
1961	FR	Jim Costen	A	South Carolina	27
1962	IR	Ernie Arizzi	A	Maryland	68
1963	IR	Ernie Arizzi	H	Maryland	83
1964	IR	Barry Wilson	A	Georgia	16
	IR	Ron Nalewak	A	Maryland	20
1965	BPR	Larry Kohn	A	Georgia	38
1966	PR	Mike Battle	A	Southern California	74
1967	PR	Jimmy Carter	A	Auburn	61
1968	IR	Buddy McClinton	H	Auburn	53
	PR	Tyler Hellams	H	South Carolina	73
1970	IR	Bill Brafford	H	North Carolina	31
1971	KOR	Doug Kotar	H	Kentucky	98
	IR	Don Golden	H	Georgia	71
	FR	Glenn Flynn	A	Auburn	17
	BPR	Bill Brafford	A	North Carolina	37
1972	FR	David Vandiver	A	Rice	0
	IR	Clyde Power	A	Oklahoma	57
	IR	Gary Faulkner	A	Georgia Tech	49
1973	FR	Mike Lacica	H	Virginia	0
1974	FR	Joel Porter	H	Georgia Tech	19
1975	IR	Wyatt Washington	H	Tulane	76
1978	KOR	Larry Fallen	H	Virginia Tech	100
	BPR	JMike Carney	A	Maryland	0
1980	PR	Scott Woerner	A	Georgia	67
	IR	Dennis Tabron	H	Duke	87
	BPR	Earnest Butler	A	NC State	5
1982	BPR	Stan Dooley	A	Georgia	2
1983	IR	James Jones	H	North Carolina	17
1984	IR	Mark Franklin	A	NC State	81
1985	PR	Brian Williams	A	Kentucky	57
1986	BPR	Mitch Dove	H	Virginia Tech	0
	IR	Brad Edwards	H	South Carolina	61
1987	KOR	Jon Jeffries	A	Virginia Tech	92
	PR	Nate Lewis	H	Georgia	76

## CLEMSON'S GREATEST COMEBACKS

Date	Opponent	Score	Deficit	Final
10-10-1992	Virginia	0-28	28	29-28
10-15-2011	Maryland	17-35	18	56-45
<b>9-24-1966</b>	<b>Virginia</b>	<b>18-35</b>	<b>17</b>	<b>40-35</b>
10-21-2000	North Carolina	0-17	17	38-24
9-26-1953	Boston College	0-14	14	14-14
11-17-1962	Maryland	0-14	14	17-14
10-11-1980	Virginia	10-24	*14	27-24
11-2-2002	Duke	10-24	*14	34-31
11-6-2004	Miami (Fla.)	3-17	14	24-17
10-7-2006	Wake Forest	3-17	*14	27-17
<b>9-17-2011</b>	<b>Auburn</b>	<b>7-21</b>	<b>14</b>	<b>38-24</b>
<b>11-12-2011</b>	<b>Wake Forest</b>	<b>14-28</b>	<b>14</b>	<b>31-28</b>
1-9-2017	Alabama	0-14	14	35-31

\* - fourth-quarter deficit; Note: Home games in bold.

1988	IR	Brad Edwards	A	South Carolina	40
	PR	Deion Sanders	H	Florida State	76
	KOR	Quinton McCracken	H	Duke	96
1989	KOR	Marcus Mickel	A	Virginia Tech	90
1990	KOR	Leroy Gallman	H	Duke	78
1991	PR	Brian Treggs	N	California	72
1993	FR	Derrick Brooks	A	Florida State	83
1994	BPR	Ray Farmer	A	Duke	20
	IR	Benji Young	H	South Carolina	27
1996	PR	Dee Feaster	A	Florida State	79
1997	PR	Peter Warrick	H	Florida State	90
	FR	Sam Cowart	H	Florida State	0
	BPR	Tavares Tillman	A	Georgia Tech	30
	FR	Darius Clark	H	Duke	5
1998	IR	Mark Makovec	H	Wake Forest	36
	FR	Jason Perry	H	NC State	36
1999	IR	Ike Charlton	A	Virginia Tech	34
	FR	Corey Moore	A	Virginia Tech	32
2002	KOR	Fred Gibson	A	Georgia	91
	KOR	Leon Washington	A	Florida State	97
	BPR	Terrence Holt	H	NC State	39
	KOR	Jerricho Cotchery	H	NC State	42
	PR	Wes Welker	N	Texas Tech	59
2003	IR	Eric King	A	Wake Forest	85
	FR	Jyles Tucker	A	Wake Forest	12
2004	IR	Leroy Smith	A	Florida State	41
2005	BPR	Geno Hayes	H	Florida State	0
2006	KOR	Jeff Smith	A	Boston College	96
	BPR	Tony Carter	A	Florida State	69
	IR	Willie Young	H	NC State	34
2007	KOR	Darrell Blackman	A	NC State	99
	IR	D.J. Parker	H	Virginia Tech	32
	PR	Eddie Royal	H	Virginia Tech	82
	KOR	Victor Harris	H	Virginia Tech	100
2008	IR	Nate Irving	H	NC State	33
	IR	Dominique Reese	H	Georgia Tech	34
	BPR	Roderick Rollins	A	Boston College	14
	IR	Neely Moffett	A	Florida State	18
2009	FR	Chris McCoy	H	Middle Tennessee	68
	PR	Jerrard Tarrant	A	Georgia Tech	85
	FR	Marcus Robinson	A	Miami (Fla.)	53
	IR	Jamie Robinson	H	Florida State	52
2010	IR	Antonio Allen	H	South Carolina	37
2011	FR	Bjoern Werner	H	Florida State	25
	IR	Cameron Chism	A	Maryland	46
	KOR	T.J. Thorpe	H	North Carolina	100
	PR	Mike Campanaro	H	Wake Forest	50
	FR	Darwin Cook	N	West Virginia	99
2013	FR	Mario Edwards Jr.	H	Florida State	37
2014	KOR	Todd Gurley	A	Georgia	100
	FR	Dominique Mitchell	H	SC State	35
	IR	Jamal Golden	A	Georgia Tech	85
	IR	Chris Milton	A	Georgia Tech	62
2015	KOR	Traveon Samuel	A	Louisville	100
	KOR	Nyheim Hines	A	NC State	100
	KOR	Kenyan Drake	N	Alabama	95
2016	IR	Mike Stevens	H	NC State	28

Note: Clemson home games in bold; stats from 1951-present.

# SIGNEES BY STATE

1970s												
State	72	73	74	75	76	77	78	79	Tot			
Alabama	1	1			1	2	1	6				
Arizona							1	1				
Arkansas					1			1				
Connecticut					1			1				
Florida	5	4		2	2		4	1	18			
Georgia	1	2	3	7	2	1	6	7	29			
Illinois						1		1				
Maryland	1	2	1		1				5			
Michigan				1					1			
New Jersey	1	5	1		3	2	2	2	16			
New Mexico							1		1			
North Carolina	5	3	9	15	5	3	5	8	53			
Ohio					2	1	2	1	6			
Pennsylvania	2	9	2				2	3	18			
South Carolina	15	9	5	6	3	8	14	7	67			
Tennessee	3				2	5	2	12				
Virginia					4	1	1	1	7			
Totals	34	35	21	31	27	24	41	30	243			
States	9	8	6	5	12	9	12	8	17			

1980s												
State	80	81	82	83	84	85	86	87	88	89	Tot	
Alabama		2								2	4	
Connecticut					1		1				2	
Delaware	1										1	
Florida	3	1	3	1	1	2	4	2	2	2	21	
Georgia	8	5	6	5	2	11	6	6	3	3	55	
Hawaii							1				1	
Kentucky		1									1	
Louisiana									1	2	3	
Maryland	1	1						1			3	
Massachusetts										1	1	
Mississippi								1	1	1	3	
New Jersey	1				1	1	1	3	1	2	9	
New York							1				1	
North Carolina	11	4	6	1	4	10	1	3	4	1	45	
Ohio	2	2									5	
Oklahoma											2	
Pennsylvania	1		1	1	2			1	1	2	9	
South Carolina	2	6	6	8	7	4	5	6	8	7	59	
Tennessee	1								1	1	3	
Texas										1	1	
Virginia	2	1	1				1	1	1		7	
Totals	31	24	23	16	17	30	21	24	23	28	237	
States	9	10	6	5	7	6	9	9	10	14	21	

## MOST RECENT SIGNEES BY STATE

State	Most Recent Signee(s)	Year
Alabama	Nolan Turner	2016
Arizona	Dustin Rash	1991
Arkansas	Zac Brooks	2012
California	Bobby Forbes	1991
Colorado	Brian Dawkins Jr.	2016
Connecticut	Jason Martinelli, Idris Price	1996
Delaware	Gifford Timothy, Josh Watson	2010
Florida	Blake Vinson	2017
Georgia	4 players	2017
Hawaii	Scott Pagano	2013
Illinois	Jamie Cumbie	2006
Indiana	Hunter Johnson	2017
Kansas	Xavier Kelly, Isaiah Simmons	2016
Kentucky	Justin Miller	2002
Louisiana	Travis Etienne	2017
Maryland	Shaq Smith	2016
Massachusetts	Christian Wilkins	2015
Michigan	Joe Carolan	1975
Minnesota	Bryce McNeal	2009
Mississippi	3 players	1995
New Hampshire	Mark Landry	1994
New Jersey	Brandon Nolen	2003
New Mexico	Brian Linthicum	2007
New York	Noah DeHond	2017
North Carolina	Justin Foster	2017
Ohio	Matt Bockhorst	2017
Oklahoma	Greg Burk, James Trapp	1989
Pennsylvania	Brandon Streeter	1995
South Carolina	Logan Rudolph, Will Swinney	2017
Tennessee	Tee Higgins, Amari Rodgers	2017
Texas	J.C. Chalk	2016
Virginia	Jordan Williams	2017
Washington, D.C.	Robert Jackson	1991
West Virginia	Don Wiggins	1967

### 2010s

State	10	11	12	13	14	15	16	17	18	19	Tot
Alabama	3	1		1			1				6
Arkansas			1								1
Colorado							1				1
Delaware	2										2
Florida	4	1	4	2	5	2	1				19
Georgia	7	3	4	6	4	5	4				33
Hawaii			1								1
Indiana								1			1
Kansas						2					2
Louisiana								1			1
Maryland			1	1		1					3
Massachusetts					1						1
New York			2	1				1			4
North Carolina	1	5	4	2	4	4	4	1			25
Ohio		1						1			2
South Carolina	6	13	11	9	9	11	5	2			66
Tennessee	1		1					2			4
Texas						1					1
Virginia					2	1	1				4
Totals	20	27	20	23	22	27	23	15			177
States	6	6	6	8	5	6	10	10			19

Note: **Bold** denotes most from a state in that season; since 1972 (when freshman eligibility began).

## CLEMSON RECRUITING RANKINGS

Year	ESPN	Rivals	Scout
2003	N/A	67	43
2004	N/A	53	40
2005	N/A	17	21
2006	13	15	22
2007	18	16	23
2008	2	12	11
2009	19	*11	*8
2010	19	23	19
2011	8	8	11
2012	10	13	17
2013	13	14	12
2014	12	13	28
2015	9	4	15
2016	8	5	14
2017	10	22	26

\* - average star rating; Note: ESPN.com rankings not available prior to 2006; Clemson broke ground on the WestZone after the 2004 season.

## HIGH SCHOOL ALL-AMERICANS

### PARADE

Year	Player, Pos.	Hometown
1979	Damon McCurdy, LB	Atlanta, Ga.
1980	Ricky Gray, TE	Mount Rainer, Md.
1981	William Perry, MG	Aiken, S.C.
1983	Bo Holloman, DB	Myrtle Beach, S.C.
1984	Raymond Chavous, DL	Aiken, S.C.
	Richard McCullough, DL	Loris, S.C.
	Rodney Williams, QB	Columbia, S.C.
1986	Vince Robinson, QB	Jacksonville, Fla.
1987	Kelvin Hankins, OT	Camden, N.J.
	John Johnson, LB	LaGrange, Ga.
1988	Michael Carr, QB	Amite, La.
	Chris Gardocki, PK/P	Stone Mountain, Ga.
	Howard Hall, FB	Gastonia, N.C.
	Chester McGlockton, DL	Whiteville, N.C.
	Tyron Mouzon, DB	Clearwater, Fla.
1989	Rudy Harris, RB	Brockton, Mass.
	Pierre Wilson, DL	Jackson, Miss.
1997	Robert Carswell, DB	Stone Mountain, Ga.
2001	Roscoe Crosby, WR	Union, S.C.
2006	Jamie Cumbie, DL	Morris, Ill.
	Richard Jackson, PK	Greer, S.C.
	C.J. Spiller, RB	Lake Butler, Fla.
2007	Willy Korn, QB	Lyman, S.C.
2008	Da'Quan Bowers, DE	Bamberg, S.C.
2009	Malliciah Goodman, DE	Florence, S.C.
2011	Stephone Anthony, LB	Polkton, N.C.
	Mike Bellamy, RB	Nocatee, Fla.
	Lateek Townsend, LB	Bennettsville, S.C.
2014	Dashaun Watson, QB	Gainesville, Ga.
2015	Albert Huggins, DL	Orangeburg, S.C.
	Mitch Hyatt, OL	Sugar Hill, Ga.
2016	Dexter Lawrence, DT	Wake Forest, N.C.

Note: Since 1979.

### USA TODAY

Year	Player, Pos.	Hometown
1987	Kelvin Hankins, OT	Camden, N.J.
	John Johnson, LB	LaGrange, Ga.
	Andrew Walker, LB*	Norwalk, Conn.
1988	Chris Gardocki, PK	Stone Mountain, Ga.
	Chester McGlockton, DL*	Whiteville, N.C.
	Tyron Mouzon, DB*	Clearwater, Fla.
1989	Rudy Harris, RB	Brockton, Mass.
	Eric Geter, DB*	Newnan, Ga.
	Robert O'Neal, DB*	Clarkston, Ga.
2001	Roscoe Crosby, WR	Union, S.C.
2002	Jeff Francouer, DB*	Lilburn, Ga.
2006	Ricky Sapp, DL	Bamberg, S.C.
	C.J. Spiller, RB	Lake Butler, Fla.
	Jamie Cumbie, DL*	Morris, Ill.
2007	Marcus Gilchrist, CB*	High Point, N.C.
2008	Da'Quan Bowers, DE*	Bamberg, S.C.
2011	Stephone Anthony, LB	Polkton, N.C.
	Tony Steward, LB	Hastings, Fla.
	Mike Bellamy, RB*	Nocatee, Fla.
	Charone Peake, WR*	Moore, S.C.
2012	Bradley Pinion, P*	Concord, N.C.
2014	Dashaun Watson, QB*	Gainesville, Ga.
2015	Mitch Hyatt, OL	Sugar Hill, Ga.
	Deon Cain, WR*	Tampa, Fla.
2016	Tavien Feaster, RB	Spartanburg, S.C.
	Dexter Lawrence, DT	Wake Forest, N.C.
	Trayvon Mullen, DB*	Pompano Beach, Fla.
	Shaq Smith, LB*	Towson, Md.
2017	Tee Higgins, WR*	Oak Ridge, Tenn.

\* - second-team pick; Note: Since 1982.

1990s												
State	90	91	92	93	94	95	96	97	98	99	Tot	
Arizona		1									1	
Arkansas									1		1	
California		1									1	
Connecticut							2				2	
Delaware				1							1	
Florida	2		4	4	3	6	3	4		4	30	
Georgia	2	4	5	3	5	5	8	9	4	45		
Kansas		1					1				2	
Louisiana		1	1	1				2		1	6	
Maryland	1	1									2	
Massachusetts		1									1	
Michigan			1								1	
Mississippi			1	3	2	3					9	
New Hampshire					1						1	
New Jersey		2		2	2			1	2		9	
New York				1	1	1					3	
North Carolina	2	5	5	3	1	1		4	1	22		
Ohio			1	1							2	
Pennsylvania		2			1	1					4	
South Carolina	8	7	6	5	7	7	8	11	9	10	78	
Tennessee		1		1	1	1	1			1	6	
Texas	2	1									3	
Virginia		1	1	1				1	1		5	
Washington, D.C.									1		1	
Totals	18	23	25	22	24	27	21	28	27	21	236	
States	7	11	10	9	10	9	7	7	7	6	24	

### 2000s

State	00	01	02	03	04	05	06	07	08	09	Tot
Alabama					4	2	1	4	1	1	13
Florida	3	6	4	1	6	4	5	1	9	1	40
Georgia	3	4	7	5	2	4	2	1	3	1	32
Illinois							1				1
Kentucky				1							1
Louisiana	1			1							2
Minnesota										1	1
New Jersey				1							1
New Mexico								1			1
New York					1						1
North Carolina		2		2		1	2	4	2	2	15
Ohio			1		1						2
South Carolina	6	11	9	5	7	8	6	10	10	6	78
Tennessee	1					1	1	1			4
Texas	1			1							2
Virginia			1		1	1	1		1	1	6
Totals	15	24	22	17	22	21	18	23	25	13	200
States	6	5	5	8	7	7	7	8	5	7	16

# CLEMSON HALL OF FAME MEMBERS

Student-Athlete	Sport(s)	Years(s)	Inducted
Henry Abadi	MSOC	1972-73	2010
Gaines Adams	FB	2003-06	2012
Keith Adams	FB	1998-00	2011
Jimmy Addison	FB	1965-67	1994
Rusty Adkins	BASE	1965-67	1977
Ben Anderson	FB	1970-72	1997
Obed Ariri	FB, MSOC	1976-80	1998
Rick Aronberg	MSW	1986-90	2001
Boo Armstrong	FB	1918-20	1978
Deliah Arrington	WSOC	1999-02	2012
Nancy Augustyniak	WSOC	1997-00	2015
Jill Bakehorn	WSW	1986-89	2001
Stumpy Banks	FB	1915-19	1975
Brian Barnes	BASE	1986-89	2004
Gary Barnes	FB	1959-61	2002
Jessica Barr	WBB	1992-94	2000
Tom Barton	FB	1949-52	1987
George Bennett	IPTAY	1971-79, 93-04	1989
Kris Benson	BASE	1994-96	2005
Jay Berger	MTEN	1985-86	2015
Joe Net Berry	FB	1934-36	1981
Joe Blalock^	MBB, FB	1939-41	1973
Rob Bodine	FB	1989-91	2009
Jeff Bostic	FB	1977-79	1997
Joe Bostic	FB	1975-78	1996
<b>Nikkie Bouyer</b>	<b>WTK</b>	<b>1996-99</b>	<b>2016</b>
Bob Bradley	ACD	1955-89	1985
Jim Brennan	MBB	1961-64	1983
Neil Brophy	MSW	1979-83	2011
Bubba Brown	FB	1976-79	1999
Lester Brown	FB	1976-79	2007
Thomas Brown	FB, MBB	1933-37	1987
Clyde Brown	MSOC	1972-75	1984
Duane Bruley	MTEN*	1963-73	2015
Shandy Bryan	WBB	1989-93	2006
Jeff Bryant	FB	1978-81	1996
Shad Bryant	FB	1937-39	1979
Dude Buchanan	MBB, BASE	1938-41	1991
Brentson Buckner	FB	1990-93	2013
Greg Buckner	MBB	1994-98	2005
Sheri Bueter	WSOC	1994-98	2009
Michelle Burgher	WTK	1999-01	2013
Sara Burkett	WSOC	1995-98	2004
Bob Burns	MTN	1958-62	1988
Charlie Bussey	FB	1954-56	1988
Jerry Butler	FB, MTK	1975-78	1986
Jonathan Byrd	MGO	1994-98	2006
Jackie Calvert	FB, MTK	1948-51	1977
Elden Campbell	MBB	1986-90	2000
Jack Chandler	MTK, MBB	1920-25	1984
Chip Clark	MBB, MGO, MTK	1942-46	1998
Dwight Clark	FB	1975-78	1988
Doug Cline	FB	1957-59	1991
Ty Cline	BASE	1959-60	1978
Coy Cobb	MSW	1981-85	2004
Wayne Coffman	WTK*	1985-97	2006
Julie Coin	WTN	2002-05	2012
Roger Collins	MSOC, MTK	1968-70	1978
Fred Cone^	FB	1948-50	1973
David Cooper	MTN	1967-69	1983
Sarah Cooper	ROW	2004-07	2012
Bobby Conrad	MBB	1976-80	1993
<b>Lou Cordileone</b>	<b>FB, BASE</b>	<b>1957-59</b>	<b>2016</b>
Walter Cox	FB, FB*, BASE*	1935-51	1984
Shawn Crawford	MTK	1997-00	2010
Mary Ann Cubelic	WBB	1979-83	2002
Bennie Cunningham	FB	1973-75	1984
Woodrow Dantzler	FB	1998-01	2007
Dale Davis	MBB	1987-91	1996
Jeff Davis	FB	1978-81	1989
Jim Davis	WBB*	1987-04	2008
Brian Dawkins	FB	1992-95	2009
Jean Desdunes	MTN	1980-83	2009
Mark Dickson	MTN	1979-82	1999
Bill Dillard	FB	1932-34	1991
Lisa Dillard	WTK	1988-91	2001
Lucy Doolittle	ROW	1998-02	2008
Russell Dorn	BOX	1937-38	1979
Ingelise Driehuis	WTN	1986, 87	2011
Cindy Duarte	WTK	1980-84	2010
John Dunkelberg	MTK	1958-60	1976
Dr. R.C. Edwards	PRES, FB^	1933	1984
Eric Eichmann	MSOC	1983-86	2003
Cliff Ellis	MBB*	1984-94	2013
Danny Ellis	MGO	1989-93	2015
Janet Ellison	WSW	1977-80	1999
John Engler	MGO	1997-01	2009
Mike Eppley	FB, MBB	1980-84	1990
Gigi Fernandez	WTN	1983	2005

Dr. Rupert Fike	IPTAY	1934, 35	1978
Terrence Flagler	FB	1982-86	2013
Angel Fleetwood	WTK	1989-92	2008
<b>Jeb Flesch</b>	<b>FB</b>	<b>1988-91</b>	<b>2016</b>
Chrissy Floyd	WBB	1999-03	2013
Mac Folger	FB, MTK	1934-36	1975
Danny Ford	FB*	1979-89	1999
Jane Forman	WTN	1980-84	2003
Donna Forrester	WBB	1976-78	1996
Bill Foster	MBB*	1975-84	2001
Eddis Freeman	FB, MBB, MGO	1943-46	1998
George Fritts	FB, MTK	1939-42	1977
Steve Fuller	FB	1975-78	1985
Bobby Gage	FB	1945-48	1976
Mike Gandolfo	MTN	1977-80	2014
<b>Rod Gardner</b>	<b>FB</b>	<b>1997-00</b>	<b>2016</b>
Chris Gardocki	FB	1988-90	2001
Dreher Gaskin	FB	1950-53	1994
Amy Geren	WBB	1995-99	2007
Rusty Gerhardt	BASE	1969-72	1982
Mutt Gee	FB	1914-17	1975
Frank Gillespie	BASE, MBB, FB	1943, 46-49	1977
Lucas Glover	MGO	1997-01	2007
Buddy Gore	FB	1965-67	1986
Kim Graham	WTK	1989-93	1998
Horace Grant	MBB	1983-87	1999
John Grdijan	FB	1955-57	1983
Michael Green	MTK	1990-93	2001
Khalil Greene	BASE	1999-02	2007
Ruth Grodsky	WSW	1985-88	2008
Billy Hair	FB	1950-52	1983
Dr. Jud Hair	Physician	1957-85	2000
Vincent Hamilton	MBB	1980-85	2003
R.G. Hamilton	FB	1896	1981
Dr. Byron Harder	Physician	1972-05	2005
Jim Haughey	MTK	1979-83	2003
Pam Hayden	WSW	1984-88	1995
Bert Heffernan	BASE	1985-88	2002
John Heisman	FB*, BASE*	1900-03	1981
Dick Hendley	BASE, FB	1946, 48-51	1984
Sam Henson	WRE	1992-94	2000
Terence Herrington	MTK	1985-89	2006
Susan Hill	WTN	1977-80	1986
<b>Cathy Hofer</b>	<b>WTN</b>	<b>1986-89</b>	<b>2016</b>
Doug Hoffman	BASE, MBB	1956-59	1980
P.B. Holtzendorff III	MSW, MTN	1938-41	1976
Fred Hoover	TRAIN	1958-98	1982
Frank Howard^	FB*, AD	1931-74	1973
Bob Hudson	FB, MTK	1947-51	1980
Bill Hudson	FB, MTK	1954-56	1984
Dr. I.M. Ibrahim	MSOC*	1967-94	2000
Ute Jamroz	WTK	1985-88	2000
Karen Ann Jenkins	WBB	1985-89	2002
Ralph Jenkins	FB	1943-46	1995
Frank Jervey	Benefactor	1914-83	1975
Kevin Johnson	MGO	1985-89	2002
<b>Andy Johnston</b>	<b>WTN*</b>	<b>1983-97</b>	<b>2016</b>
Bob Jones	MBB, FB	1927-30	1974
Homer Jordan	FB	1979-82	1993
Whitey Jordan	BASE, FB	1955-58	2003
	FB*	1959-72, 93	
	MGO*	1963-68	
<b>Jan Kemmerling</b>	<b>WSW</b>	<b>1985-88</b>	<b>2016</b>
Barbara Kennedy	WBB	1978-82	1989
Steve Kenney	FB	1975-78	2006
Jimmy Key	BASE	1980-82	1999
Robin Kibben	WVB	1991-94	2013
Terry Kinard	FB	1979-82	1992
Don King	FB	1952-55	1992
Doug Kingsmore	BASE	1951-54	1985
<b>Kent Kinnear</b>	<b>MTN</b>	<b>1985-88</b>	<b>2016</b>
Levon Kirkland	FB	1988-91	2001
Janet Knight	WBB	1982-86	1999
Fred Knoebel	FB, BASE	1950-52	1996
Hans Koeleman	MTK	1980-83	1995
Wojtek Krakowiak	MSOC	1997, 98	2012
Tina Krebs	WTK	1982-86	1993
Mitzi Kremer	WSW	1986-89	1994
Chuck Kries	MTN*	1975-08	2009
Joe Landrum	BASE	1946, 47	1974
Matthew LeCroy	BASE	1995-97	2013
Bull Lightsey	FB	1922, 24, 25	1976
Noel Loban	WRE	1977-80	1991
Stacy Long	FB	1986, 88-90	2004
William Lynn	MTK	1931-34	1986
Randy Mahaffey	MBB	1964-67	1975
Wayne Mass	FB	1965-67	1993
Grayson Marshall	MBB	1984-88	2009
Bill Mathis	FB	1957-59	1979
Ray Mathews	BASE, FB	1947-50	1978

Richard Matuszewski	MTN	1983-86	2001
John Maxwell	FB	1902-04	1974
Ed McDaniel	FB	1988-91	2015
Bill McLellan	FB, AD	1952, 53, 66-85	1993
Banks McFadden^	MTK, FB, MBB	1937-40	1973
Herman McGee	TRAIN	1934-80	1976
Carl McHugh	MSW*	1948-76	1983
Terrell McIntyre	MBB	1995-99	2007
Goat McMillan	FB	1928, 29	1985
	FB*	1937-64	
Billy McMillon	BASE	1991-93	2012
Dr. Lee Milford	Physician	1930-54	1981
Bobbie Mims	WBB	1976-80	2001
Shane Monahan	BASE	1993-95	2011
Gene Moore	FB, BASE	1946-49	1993
Parker Moore	MGO	1973-76	1992
Cydonie Morthersill	WTK	2000-01	2013
Jamaine Moten	WTK	1998-02	2011
Denise Murphy	WVB	1983-86	1999
Pender Murphy	MTN	1978-81	2010
Bruce Murray	MSOC	1984-87	1992
Larry Nance	MBB	1977-81	1995
Jess Neely	FB*, AD	1931-39	1979
Carter Newman	MTK, MBB	1924-27	1983
Rock Norman	MTK*	1940-57	1974
	FB*, MBB*	1941-46	
Nnamdi Nwokocha	MSOC	1979-81	2014
Billy O'Dell^	BASE	1952-54	1973
Ross O'Dell	MTK	1925-28	2011
Julius Ogaro	MTK	1979-81	2013
Harold Olson	FB	1957-59	2010
Harry Olszewski	FB	1965-67	1980
James "Suzie" Owens	BASE, FB	1919-21	1980
Choppy Patterson	MBB	1959-63	1981
Chris Patton	MGO	1986-90	2000
Bob Paulling	BASE, FB	1979-83	1994
Michael Dean Perry	FB	1984-87	2000
William Perry	FB	1981-84	2002
Jim Phillips	Broadcaster	1968-03	1992
John Phillips	FB	1984-87	1999
Bob Pollock	MTK*	1988-08	2010
Dr. Robert Poole	PRES	1940-58	2006
O.K. Pressley	FB	1926-28	1978
Phil Prince	FB	1944-48	1995
Dillard Pruitt	MGG	1981-84	1998
Carl Pulkinen	BOX, MTK	1946-49	1987
Dewey Quinn	FB, MBB, BASE	1943-46	1994
Dwight Rainey	ADMIN	1975-07	2002
Flint Rhem	BASE	1921-23	1979
Jim Riggs	FB	1983-86	2014
Walter Merritt Riggs	ADMIN	1896-24	1994
Red Ritchie	ADMIN	1955-71	1980
Rick Robbins	Acad. Advisor	1967-80	1982
Mobby Robinson	MGO*, AD	1974-02	2002
Kerry Robinson	WTK	1980-84	2007
Phil Rogers	FB	1965-67	1989
Tree Rollins	MBB	1973-77	1987
Clarence Rose	MGO	1978-80	2004
Duane Ross	MTK	1992-95	2014
Wallace Roy	MBB, FB, MTK	1923-26	1977
Paulette Russell	WSW	1990-93	2010
<b>Paul Rutenis</b>	<b>MSOC</b>	<b>1984-87</b>	<b>2016</b>

Linda Rutter	WSW	1982-86	2015
Smiley Sanders	BASE, FB	1971-74	2003
William Schilleter	FB	1911-14	1973
Edward Scott	MBB	1999-03	2014
Randy Scott	FB	1975-78	2004
Stacy Seegars	FB	1990-93	2012
Bob Sharpe	FB	1938-40	1982
Anthony Simmons	FB	1995-97	2008
Neil Simons	BASE	1977-80	1997
Hoke Sloan	MTN*	1929-57	1977
Bob Smith	BASE*, FB*	1950-69	1988
Glenn Smith	FB	1949-51	1982
John Snee	MBB	1948-52	1976
Bill Spiers	BASE, FB	1985-87	1998
Nicole Stafford	WTN	1984-88	2004
Jodi Steffes	WVB	1998-01	2009
Cindy Stern	WVB	1996-99	2005
Harold Stowe	BASE	1957-59	1979
Jim Stuckey	FB	1976-79	1995
Jim Sutherland	MBB	1964-67	1991
Tim Teufel	BASE	1979-80	2015
Charlie Timmons	FB	1939-41	1985
Strom Thurmond	MTK	1921-23	1983
Pearse Tormey	MSOC	1987-90	2015
D.J. Trahan	MGO	1999-03	2010
James Trapp	FB, MTK	1989-93	2000
David Treadwell	FB	1984-87	1997
Annie Tribble	WBB*	1976-87	1994
Perry Tuttle	FB	1978-81	1991
Ito Umoh	WBB	1995-99	2008
Willie Underwood	FB	1977-80	2008
Kenneth Vickery	FAC	1971-82	2005
Don Wade	FB	1949-51	1992
<b>Denny Walling</b>	<b>BASE</b>	<b>1975</b>	<b>2016</b>
Charles Warren	MGO	1994-98	2005
Charlie Waters	FB	1967-69	1981
Nelson Welch	FB	1991-94	2007
Cheron Wells	WBB	1990-92	2015
Joel Wells	FB	1954-56	1974
Shekera Weston	WTK	1997-01	2014
Craig White	BASE	1969-73	1988
Harvey White	FB	1957-59	1981
<b>Chris Whitney</b>	<b>MBB</b>	<b>1991-93</b>	<b>2016</b>
Bill Wilhelm	BASE*	1958-93	2012
Billy Williams	MBB	1977-80	2015
Ray Williams	BASE, FB	1983-87	2013
Rodney Williams	FB	1985-88	2000
Gene Willimon	IPTAY, FB	1933-77	1986
Don Willis	FB	1935-38	1988
Billy Wingo	BASE, FB	1973-77	2008
Warren Wilson	BASE, BOX, FB, MTK	1938-41	2012
Charles Woods Jr.	FB	1936-38	1975
Donnell Wolford	FB	1985-88	2005
Sharone Wright	MBB	1991-94	2011
Wyndie Wyndham	FB	1948-50	1980
Jimmy Wynn	MTK	1962-64	1982
Bill Yarborough	MBB	1952-57	1974
Vince Yockel	MBB	1955-58	1982
Kyle Young	FB	1997-01	2006
Butch Zatezalo	MBB	1966-70	1988

\* = coach, ^ = charter member;
^M = manager;
**bold** denotes 2016 inductee.

# CLEMSON RING OF HONOR MEMBERS

The Ring of Honor is the highest honor a Clemson student-athlete can receive. A recipient must first be a member of the Clemson Hall of Fame, earn at least an undergraduate degree and make a significant contribution to the heritage of Tiger athletics. Honorees will have their jersey retired.

## RING OF HONOR MEMBERS

The **1981 Football Team** was inducted into the Clemson Ring of Honor during the fall of 2006 in conjunction with the team's 25-year anniversary celebration of winning the national title. Every player, coach, manager and administrator associated with that team is considered in the Ring of Honor within the team concept. The Tigers had a perfect 12-0 record that season, as they defeated Nebraska by a score of 22-15 in the 1982 Orange Bowl to claim the National Championship. For more information on Clemson's 1981 squad, see pages 64,65.

The **1984 Men's Soccer Team** won the NCAA Championship in grand style, as it became the first team in NCAA soccer history to defeat the No. 1, No. 2, No. 3 and No. 4-seeded teams in the tournament on the way to the title. Clemson defeated two-time defending champion Indiana 2-1 in the National Championship match in the Kingdome in Seattle, Wash. John Lee scored the winning goal for Dr. I.M. Ibrahim's team with 1:42 left. The team was inducted into the Clemson Ring of Honor in 2009.

The **1987 Men's Soccer Team** won the NCAA Championship with a victory over San Diego State at Historic Riggs Field, the only national championship claimed on the Clemson campus. The Tigers were led by Hermann Trophy winner Bruce Murray. The victory over the Aztecs culminated a magic run for the Tigers, who were seeded No. 23 in the 24-team tournament. A crowd of 8,332

fans celebrated the victory at the home of Clemson soccer, the largest home crowd in Tiger history.

The **2003 Men's Golf Team** won the NCAA Championship in dominating fashion. Larry Penley's Tigers won the ACC Championship, the East Regional Championship and the National Championship, the first program in NCAA golf history to win all three in the same year. Clemson won the championship by two shots on Oklahoma State's home course.



**Rusty Adkins** was the first baseball player named to the Clemson Ring of Honor in 1997. He is the only three-time All-American in Tiger baseball history (1965,66,67). A three-time First-Team All-ACC player, he hit .444 in 1965, an average that remained a Tiger record for 37 years. Adkins had a 41-game hitting streak that remains in the top 10 in NCAA history. He was named to the ACC's 50-Year Anniversary team in 2002.



**Bob Bradley** was the first administrator named to the Ring of Honor in 2005. He served Clemson for 45 years in the sports information office as director and emeritus director. He received the Arch Ward Award as the College Sports Information Directors of America Man-of-the-Year in 1976. He was inducted into the organization's Hall of Fame in 1975, the Clemson Athletic Hall of Fame in 1985, the Gator Bowl Hall of Fame in 2000 and the state of South Carolina Hall of Fame in 2001. The press box at Memorial Stadium was named in his honor during the 1988 season as well.



**Jerry Butler** joined teammate Steve Fuller in the Clemson Ring of Honor in 1999. The two-time All-ACC player was a First-Team AP All-American in 1978 when he and Fuller led Clemson to a No. 6 national ranking and 11-1 record. He had at least one reception in 36 consecutive games, a record he still holds with DeAndre Hopkins. In 1979, Butler was the No. 5 overall draft pick of the NFL by the Buffalo Bills, where he played at a Pro Bowl level for seven seasons.



**Jonathan Byrd** was an All-American on the course and in the classroom for the Tiger golf team between 1996-00. He became the first four-time, First-Team All-ACC golfer in Clemson history. He was also an honorable mention All-American in 1998, a first-team selection in 1999 and a third-team pick in 2000. Byrd was also a two-time Academic All-American (1999,00) and is one of only two student-athletes in Clemson history to twice be named an Academic All-American and an on-the-field-of-competition All-American in school history.



**Fred Cone**, who was inducted into the Ring of Honor in 1997, was the first player in Clemson history to rush for at least 2,000 yards in a career. Cone played for the Tigers from 1948-50. He is fifth on the Clemson career list for rushing touchdowns with 30. Cone was a starter on two undefeated Clemson teams (1948,50), one of only two players in school history to accomplish that feat.




**Dale Davis** was the first men's basketball player inducted into the Ring of Honor in 1999. He was a three-time All-ACC pick from 1987-91 and a first-team pick in 1990 in leading Clemson to its first ACC regular-season championship. He is still among the ACC's top 10 in career field-goal percentage. The first-round draft pick of the Indiana Pacers played 16 seasons in the NBA. He totaled 8,706 points and 8,605 rebounds in 1,094 games in his career.



**Jeff Davis**, captain of the 1981 national title team, joined the Ring of Honor in 1995. He was a first-team All-American in 1981 when he led the team in tackles (175). Davis was also named MVP of the ACC and defensive MVP of the Orange Bowl win over Nebraska, the game that clinched the National Championship for the Tigers. He was also inducted into the College Football Hall of Fame in December 2007.



**Danny Ford** coached Clemson to the 1981 national title at the age of 33, still the youngest coach to win one. Ford won five ACC titles and six bowl games in his 11 years as the head coach of the Tigers. He had a 21-7-1 record against coaches in the College Football Hall of Fame, including wins over Joe Paterno, Barry Switzer, Woody Hayes, Vince Dooley and Tom Osborne. He finished his Clemson career with a record of 96-29-4 and his 76.0 winning percentage.



JEFF DAVIS, KNOWN AS "THE JUDGE," JOINED THE RING OF HONOR IN 1995 AFTER A STANDOUT CAREER AT LINEBACKER.

# CLEMSON RING OF HONOR MEMBERS

is still third-best in ACC history. Ford was inducted into the Clemson Ring of Honor at the season-opening Georgia game of 2013 and will be inducted into the College Football Hall of Fame in December 2017.



**Steve Fuller** was a charter member of the Ring of Honor in 1994. He is one of three football players in Clemson history to be chosen an All-American on the field and in the classroom in the same year. Fuller was a two-time, first-team academic All-American and a Third-Team AP All-American in 1978. He is still the only Tiger to be named ACC Player-of-the-Year twice and was an NCAA Top Five Award winner in 1979, the only Tiger athlete to win the award.



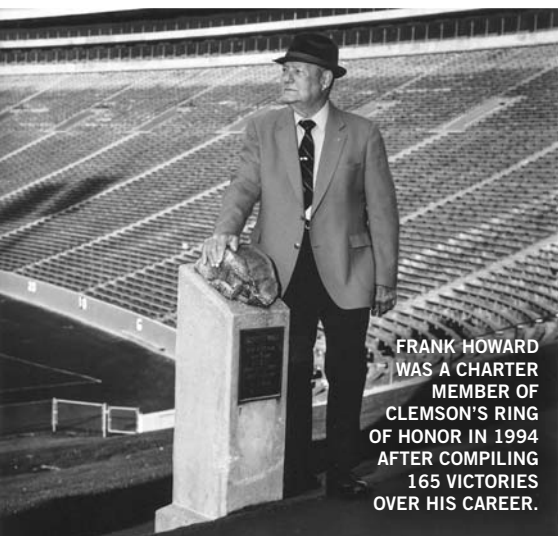
**Susan Hill** is the only four-time ACC MVP in a women's sport in Clemson history and one of just two in all sports in school history. She is still the only four-time ACC MVP in women's tennis history and is one of two players to win the No. 1 singles league title four years in a row. She was the first women's athlete to be inducted into the Clemson Hall of Fame. She was a three-time first-team All-American and had a 126-20 career record. That 86.3 winning percentage is still the best in Clemson history.




**Frank Howard** was a charter member of the Ring of Honor in 1994. As head coach from 1940-69, he led Clemson to eight league championships, six bowl games and six top-25 seasons. Howard, who totaled 165 victories, was inducted into the College Football Hall of Fame in 1989 and is still the fifth-winningest coach in ACC history.




**Barbara Kennedy** became Clemson's first female athlete inducted into the Ring of Honor in 1999. She holds the school's along with the ACC's career mark for points (3,113) and rebounds (1,252). She was named a two-time All-American in 1981 and 1982, and three-time First-Team All-ACC player in 1980, 1981 and 1982. Kennedy remains the only two-time All-American and three-time First-Team All-ACC selection in Clemson women's history as well.



FRANK HOWARD WAS A CHARTER MEMBER OF CLEMSON'S RING OF HONOR IN 1994 AFTER COMPILING 165 VICTORIES OVER HIS CAREER.



DANNY FORD, COACH OF THE TIGERS' 1981 NATIONAL CHAMPIONSHIP TEAM, WAS INDUCTED INTO THE RING OF HONOR PRIOR TO THE GEORGIA GAME IN 2013.



**Terry Kinard**, who played for the Tigers from 1979-82, was inducted into the Ring of Honor in 2001, the same year he was inducted into the College Football Hall of Fame. The safety from Sumter, S.C. was named national defensive player-of-the-year by CBS Sports during his senior season in 1982. Kinard was named to the All-Decade of the 1980's College Football team by USA Today and to the All-Century team of College Football by Sports Illustrated in 2000.



**Tina Krebs** was the first track athlete named to the Ring of Honor in 2003. A cross country, distance and middle distance runner from 1982-86, her versatility helped shape Clemson women's track & field. She was an eight-time All-American in cross country, indoor track and outdoor track and was a three-time NCAA Champion, still the only athlete in any sport in Clemson history to win three national titles.



**Banks McFadden** was one of three charter members of the Clemson Ring of Honor in 1994. He was named the nation's most versatile athlete in 1939 when he was an All-American in football and basketball in the same calendar year, the only Tiger to accomplish that feat. He led the Tigers to their first bowl bid, a 6-3 victory over Boston College in the 1940 Cotton Bowl, and to the Southern Conference basketball title. He was the No. 4 overall pick of the 1940 NFL draft, tied for the highest in school history.



**Charles Warren** won the 1997 NCAA Championship, the first in Clemson golf history. He defeated Brad Elder (Texas) in a one-hole playoff to win. The next year, he earned the Dave Williams Award as the top senior. The three-time All-American led Clemson to a No. 3 national finish in 1997 and No. 2 in 1998. He retired from the PGA Tour in 2013.



# WEEKLY POLLS

## PRESEASON POLLS

Year	Preseason	Final
1958	18 NP	12 13
1959	18 NP	11 11
1960	9 NP	---
1978	18 NP	6 6
1982	11 9	8 PB
1984	4 8	---
1987	9 NP	12 10
1988	4 4	9 8
1989	12 NP	12 11
1990	10 NP	9 9
1991	9 NP	18 17
1992	13 NP	---
1993	23 NP	23 22
1994	25 24	---
1996	25 23	---
1997	20 21	---
2000	17 19	16 14
2001	19 18	---
2006	18 18	---
2008	9 9	---
2012	14 14	11 9
2013	8 8	8 7
2014	16 16	15 15
2015	12 12	2 2
2016	2 2	1 1

NP - no poll; PB - probation; Note: First poll listed is AP; second poll listed is coaches.

### 1939

Date	W-L	AP	USA
11-13	6-1	16	NP
11-20	7-1	15	NP
11-27	8-1	14	NP
12-4	8-1	15	NP
12-11	8-1	12	NP

### 1940

Date	W-L	AP	USA
10-14	4-0	12	NP
10-21	4-0	13	NP
10-28	5-0	10	NP

### 1941

Date	W-L	AP	USA
10-13	4-0	13	NP
10-20	4-0	14	NP
11-17	6-1	18	NP
11-24	7-1	16	NP

### 1945

Date	W-L	AP	USA
11-26	6-2-1	18	NP

### 1948

Date	W-L	AP	USA
10-11	2-0	15	NP
10-18	3-0	14	NP
10-25	4-0	13	NP
11-1	5-0	12	NP
11-8	6-0	10	NP
11-15	7-0	9	NP
11-22	8-0	9	NP
11-29	9-0	11	NP

### 1950

Date	W-L	AP	USA
10-2	2-0	18	---
10-9	3-0	13	16
10-16	3-0	12	14

10-23	3-0-1	16	---
10-30	4-0-1	14	18
11-6	5-0-1	13	---
11-13	6-0-1	11	13
11-20	7-0-1	11	12
11-27	8-0-1	10	10

### 1951

Date	W-L	AP	USA
10-1	2-0	18	---
10-8	3-0	16	24
12-3	7-2	19	---

### 1955

Date	W-L	AP	USA
10-3	3-0	16	---

### 1956

Date	W-L	AP	USA
10-15	3-0-1	15	18
10-22	3-0-1	20	20
10-29	4-0-1	13	17
11-5	5-0-1	11	15
11-12	5-0-2	13	---
12-3	7-1-2	19	---

### 1957


Date	W-L	AP	USA
11-11	5-2	14	14
11-18	5-3	---	19
11-25	6-3	---	19
12-2	7-3	---	18

### 1958

Date	W-L	AP	USA
Pre	0-0	18	---
9-22	1-0	---	16
9-29	2-0	10	13
10-6	3-0	8	11
10-13	4-0	10	12
10-20	4-0	10	11
10-27	4-1	19	---
11-3	5-1	17	18
11-17	6-2	16	17
11-24	7-2	12	12
12-1	8-2	12	13

### 1959

Date	W-L	AP	USA
Pre	0-0	18	---
9-21	1-0	5	9
9-28	2-0	6	7



RODNEY WILLIAMS LED THE TIGERS TO A TOP-10 FINAL RANKING AS A SENIOR IN 1988.

10-12	3-1	15	13
10-19	3-1	17	15
10-26	4-1	12	12
11-2	5-1	10	11
11-9	6-1	11	11
11-16	6-2	19	---
11-23	7-2	14	14
11-30	8-2	10	10
12-7	8-2	11	11

### 1960

Date	W-L	AP	USA
Pre	0-0	9	NP
9-19	0-0	9	NP
9-26	1-0	7	NP
10-3	2-0	8	11
10-10	3-0	8	11
10-17	3-1	---	17

### 1977

Date	W-L	AP	USA
10-17	5-1	20	19
10-24	6-1	16	16
10-31	7-1	13	13
11-7	7-1-1	15	16
11-14	7-2-1	15	15
11-21	8-2-1	13	14
11-28	8-2-1	11	10
1-3	8-3-1	19	---

### 1978

Date	W-L	AP	USA
Pre	0-0	18	---
9-18	1-0	---	18
10-23	5-1	20	20
10-30	6-1	16	16
11-6	7-1	15	15
11-13	8-1	12	12
11-20	9-1	10	10
11-27	10-1	7	7

12-4	10-1	7	8
1-3	11-1	6	6

### 1979

Date	W-L	AP	USA
11-5	6-2	18	17
11-12	7-2	14	14
11-19	8-2	13	13
11-26	8-3	18	17
12-3	8-3	18	17

### 1981

Date	W-L	AP	USA
9-21	3-0	19	18
9-28	3-0	14	14
10-5	4-0	9	10
10-12	5-0	6	7
10-19	6-0	4	5
10-26	7-0	3	4
11-2	8-0	2	3
11-9	9-0	2	2
11-16	10-0	2	2
11-23	11-0	2	2
11-30	11-0	1	1
1-3	12-0	1	1

### 1982

Date	W-L	AP	USA
Pre	0-0	11	9
9-6	0-1	16	NP
9-13	0-1	16	13
9-27	1-1-1	---	19
10-4	2-1-1	---	20
10-11	3-1-1	20	17
10-18	4-1-1	18	17
10-25	5-1-1	15	13
11-1	5-1-1	13	14
11-8	6-1-1	11	10
11-15	7-1-1	10	12
11-22	8-1-1	10	10
11-29	9-1-1	8	PB
12-6	9-1-1	7	PB
1-3	9-1-1	8	PB

### 1983

Date	W-L	AP	USA
11-7	7-1-1	17	PB
11-14	8-1-1	13	PB
11-21	9-1-1	12	PB
11-28	9-1-1	11	PB
12-3	9-1-1	12	PB
1-3	9-1-1	11	PB

### 1984

Date	W-L	AP	USA
Pre	0-0	4	8
9-3	1-0	3	5
9-10	2-0	2	4
9-17	2-0	2	PB

9-24	2-1-1	13	PB
11-12	7-2	20	PB

### 1986

Date	W-L	AP	USA
10-6	3-1	20	---
10-13	4-1	17	17
10-20	5-1	16	16
11-3	6-2	20	---
11-10	7-2	15	17
11-17	7-2-1	19	18
11-24	7-2-2	---	18
12-3	7-2-2	---	18
1-3	8-2-2	17	19

### 1987

Date	W-L	AP	USA
Pre	0-0	9	NP
9-7	1-0	10	10
9-14	2-0	8	8
9-21	3-0	9	9
9-28	4-0	8	7
10-5	4-0	8	7
10-12	5-0	7	6
10-19	6-0	7	7
10-26	6-1	14	12
11-2	7-1	10	10
11-9	8-1	9	9
11-16	9-1	8	8
11-23	9-2	13	13
11-30	9-2	13	13
12-7	9-2	14	12
1-3	10-2	12	10

### 1988

Date	W-L	AP	USA
Pre	0-0	4	4
9-5	1-0	3	3
9-12	2-0	3	4
9-19	2-1	12	12
9-26	3-1	11	11
10-3	3-1	11	12
10-10	4-1	11	11
10-17	5-1	9	10
10-24	5-2	15	18
10-31	6-2	17	20
11-7	7-2	16	16
11-14	8-2	15	15
11-21	9-2	13	13
11-28	9-2	13	13
12-5	9-2	13	13
1-3	10-2	9	8

### 1989

Date	W-L	AP	USA
Pre	0-0	12	NP
9-4	1-0	10	9
9-11	2-0	7	6
9-18	3-0	7	6



ALL-AMERICAN BANKS MCFADDEN LED THE 1939 TIGERS TO A NO. 12 FINAL RANKING.

# WEEKLY POLLS



DABO SWINNEY HAS GUIDED EACH OF CLEMSON'S LAST SIX TEAMS TO TOP-25 FINAL RANKINGS.

9-25	4-0	7	6
10-2	4-1	15	14
10-9	5-1	14	13
10-23	6-2	22	19
10-30	7-2	21	18
11-6	8-2	17	15
11-13	8-2	15	13
11-20	9-2	15	13
11-27	9-2	14	13
12-4	9-2	14	13
1-2	10-2	12	11

## 1990

Date	W-L	AP	USA
Pre	0-0	10	NP
9-3	1-0	9	10
9-10	1-1	16	19
9-17	2-1	16	19
9-24	3-1	19	18
10-1	4-1	16	13
10-8	5-1	15	14
10-15	5-2	22	22
10-22	6-2	19	17
10-29	7-2	18	17
11-5	8-2	18	16
11-12	8-2	17	15
11-19	9-2	16	13
11-26	9-2	14	11
12-3	9-2	14	11
1-2	10-2	9	9

## 1991

Date	W-L	AP	USA
Pre	0-0	9	NP
9-2	0-0	8	NP
9-8	1-0	8	NP
9-15	1-0	8	NP

9-23	2-0	7	7
9-30	3-0	6	6
10-7	3-1	18	16
10-14	3-1-1	21	21
10-21	3-1-1	19	19
10-28	4-1-1	16	16
11-4	5-1-1	15	14
11-11	6-1-1	15	14
11-18	7-1-1	14	13
11-25	8-1-1	13	12
12-2	9-1-1	13	12
1-2	9-2-1	18	17

## 1992

Date	W-L	AP	USA
Pre	0-0	13	NP
8-30	0-0	13	NP
9-7	1-0	15	14
9-14	1-1	17	17
9-21	1-1	16	16
9-28	1-2	25	24
10-5	2-2	25	22
10-12	3-2	19	19
10-17	4-2	18	15
10-24	4-3	---	25

## 1993

Date	W-L	AP	USA
Pre	0-0	23	NP
8-30	0-0	22	21
9-6	1-0	21	17
10-4	3-1	---	24
11-15	7-3	24	25
11-22	8-3	24	23
11-29	8-3	24	23
12-6	8-3	24	23
1-3	9-3	23	22

Date	W-L	AP	USA
Pre	0-0	25	24
8-30	0-0	24	NP
9-5	1-0	22	20

## 1995

Date	W-L	AP	USA
11-6	6-3	24	25
11-13	7-3	24	24
11-20	8-3	24	22
11-27	8-3	24	22
12-4	8-3	23	21

## 1996

Date	W-L	AP	USA
Pre	0-0	25	23
11-18	7-3	22	24

## 1997

Date	W-L	AP	USA
Pre	0-0	20	21
8-25	0-0	20	NP
9-1	0-0	---	20
9-8	1-0	19	21
9-15	2-0	16	15
9-22	2-1	17	21

## 2000

Date	W-L	AP	USA
Pre	0-0	17	19
8-27	0-0	17	18
9-3	1-0	17	19
9-10	2-0	16	16
9-17	3-0	11	11
9-24	4-0	7	8
10-1	5-0	5	5

10-8	6-0	5	4
10-15	7-0	5	4
10-22	8-0	5	4
10-29	8-1	10	10
11-5	8-2	17	15
11-12	8-2	16	14
11-19	9-2	15	12
11-26	9-2	15	13
12-3	9-2	16	13
1-6	9-3	16	14

## 2001

Date	W-L	AP	USA
Pre	0-0	19	18
8-26	0-0	19	18
9-2	1-0	20	19
9-9	2-0	19	18
9-16	2-0	NP	NP
9-23	2-1	---	25
9-30	3-1	19	21
10-7	3-1	16	18
10-14	4-1	13	15
10-21	4-2	---	25
10-28	5-2	---	24

## 2003

Date	W-L	AP	USA
1-5	9-4	22	22

## 2005

Date	W-L	AP	USA
9-7	1-0	25	---
9-11	2-0	20	23
11-20	7-4	25	---
11-27	7-4	22	23
12-4	7-4	23	23
1-5	8-4	21	21

## 2006

Date	W-L	AP	USA
Pre	0-0	18	18
9-5	1-0	18	18
9-17	2-1	19	23
9-24	3-1	18	19
10-1	4-1	15	15
10-8	5-1	12	12
10-15	6-1	12	12
10-22	7-1	10	11
10-29	7-2	19	19
11-12	8-3	25	25
11-19	8-3	24	24

## 2007

Date	W-L	AP	USA
9-4	1-0	25	---
9-9	2-0	20	20
9-16	3-0	15	14
9-23	4-0	13	13
9-30	4-1	22	22
10-28	6-2	25	24
11-4	7-2	20	20
11-11	8-2	15	16
11-18	8-3	21	22
11-25	9-3	15	16
12-2	9-3	15	16
1-8	9-4	21	22

## 2008

Date	W-L	AP	USA
Pre	0-0	9	9

9-2	0-1	---	22
9-7	1-1	---	23
9-14	2-1	23	21
9-21	3-1	20	19

## 2009

Date	W-L	AP	USA
11-8	6-3	24	NR
11-15	7-3	18	19
11-22	8-3	15	16
11-29	8-4	25	NR
1-5	9-5	24	NR

## 2011

Date	W-L	AP	USA
9-18	3-0	21	22
9-25	4-0	13	15
10-2	5-0	8	8
10-9	6-0	8	8
10-16	7-0	8	8
10-23	8-0	6	6
10-30	8-1	11	12
11-6	8-1	9	10
11-13	9-1	7	8
11-20	9-2	18	17
11-27	9-3	21	21
12-4	10-3	14	14
1-10	10-4	22	22

## 2012

Date	W-L	AP	USA
Pre	0-0	14	14
9-2	1-0	12	12
9-9	2-0	11	11
9-16	3-0	10	9
9-23	3-1	17	16
9-30	4-1	15	15
10-7	5-1	16	13
10-14	5-1	14	13
10-21	6-1	14	13
10-28	7-1	10	9
11-4	8-1	10	8
11-11	9-1	11	9
11-18	10-1	12	9
11-25	10-2	15	14
12-2	10-2	14	13
1-8	11-2	11	9

## 2013

Date	W-L	AP	USA
Pre	0-0	8	8
9-1	1-0	4	5
9-8	2-0	3	5
9-15	2-0	3	4
9-22	3-0	3	4
9-29	4-0	3	4
10-6	5-0	3	4
10-13	6-0	3	4
10-20	6-1	9	10
10-27	7-1	9	8
11-3	8-1	8	7
11-10	8-1	8	6
11-17	9-1	7	6
11-24	10-1	6	4
12-1	10-2	13	11
12-8	10-2	12	11
1-7	11-2	8	7

## 2014

Date	W-L	AP	USA
Pre	0-0	16	16
8-31	0-1	23	24
9-7	1-1	23	24
9-14	1-1	22	24
10-5	3-2	NR	25
10-12	4-2	24	22
10-19	5-2	21	20
10-26	6-2	22	21
11-2	6-2	19	19
11-9	7-2	18	17
11-23	8-3	23	24
11-30	9-3	19	19
12-7	9-3	18	18
1-13	10-3	15	15

## 2015

Date	W-L	AP	USA
Pre	0-0	12	12
9-6	1-0	12	12
9-13	2-0	11	9
9-20	3-0	11	10
9-27	3-0	12	11
10-4	4-0	6	6
10-11	5-0	5	6
10-18	6-0	6	6
10-25	7-0	3	6
11-1	8-0	3	6
11-8	9-0	1	2
11-15	10-0	1	1
11-22	11-0	1	1
11-29	12-0	1	1
12-6	13-0	1	1
1-12	14-1	2	2

## 2016

Date	W-L	AP	USA
Pre	0-0	2	2
9-5	1-0	2	2
9-12	2-0	5	3
9-19	3-0	5	3
9-26	4-0	5	3
10-3	5-0	3	3
10-10	6-0	3	3
10-17	7-0	4	3
10-24	7-0	3	3
10-31	8-0	2	3
11-7	9-0	2	3
11-14	9-1	4	5
11-21	10-1	4	4
11-28	11-1	3	3
12-5	12-1	2	3
1-10	14-1	1	1

NP - no poll; PB - probation; Note: No coaches poll prior to 1950; **bolded** lines denote final poll.


## BCS RANKINGS

Date	Rk
10-23-2000	7
10-30-2000	13
11-11-2000	13
11-27-2000	15
12-3-2000	15
10-15-2006	12
10-22-2006	12
10-29-2006	19
11-19-2006	24
10-28-2007	25
11-4-2007	21
11-11-2007	15
11-18-2007	22
11-25-2007	16
12-2-2007	15
11-15-2009	23
11-22-2009	18
10-16-2011	7
10-23-2011	5
10-30-2011	11
11-6-2011	9
11-13-2011	7
11-20-2011	17
11-27-2011	15
12-4-2011	15
10-14-2012	19
10-21-2012	18
10-28-2012	13
11-4-2012	13
11-11-2012	11
11-18-2012	11
11-25-2012	14
12-2-2012	14
10-20-2013	9
10-27-2013	8
11-3-2013	7
11-10-2013	8
11-17-2013	7
11-24-2013	6
12-1-2013	13
12-8-2013	12

# GAME-BY-GAME RESULTS VS. RANKED OPPONENTS

Date	Site	Opponent	CU AP,Coach	Opp. AP,Coach	W-L	Score
1-1-1940	N1	Boston College	12,NP	11,NP	W	6-3
11-28-1942	A	Auburn		16,NP	L	13-41
11-20-1943	A	Georgia Tech		15,NP	L	6-41
10-28-1944	A	Tennessee		20,NP	L	7-26
11-4-1944	A	Wake Forest		17,NP	L	7-13
11-13-1948	A	Wake Forest	10,NP	19,NP	W	21-14
9-30-1950	A	Missouri		17,NP	W	34-0
10-28-1950	A	Wake Forest	16,NR	17,NR	W	13-12
1-1-1951	A2	Miami (Fla.)	10,10	15,16	W	15-14
10-13-1951	A	Pacific	16,NR	20,NR	L	7-21
10-4-1952	A	Maryland		3,5	L	0-28
10-3-1953	H	Maryland		3,NP	L	0-20
11-7-1953	A	Georgia Tech		6,7	L	7-20
11-21-1953	H	Auburn		14,14	L	19-45
10-9-1954	N3	Florida		14,17	W	14-7
11-13-1954	A	Maryland		17,NR	L	0-16
11-20-1954	A	Auburn		18,18	L	6-27
11-12-1955	H	Maryland		2,2	L	12-25
11-19-1955	N4	Auburn		12,12	L	0-21
9-29-1956	A	Florida		19,NP	T	20-20
11-3-1956	H	Virginia Tech	13,17	16,NR	W	21-6
11-16-1956	A	Miami (Fla.)	13,NR	8,10	L	0-21
1-1-1957	N2	Colorado	19,NR	20,18	L	21-27
10-5-1957	H	NC State		13,15	L	7-13
11-16-1957	A	Duke	14,14	11,10	L	6-7
11-8-1958	A	Georgia Tech	17,18	NR,19	L	0-13
1-1-1959	N5	Louisiana State	12,13	1,1	L	0-7
9-19-1959	A	North Carolina	18,NP	12,NP	W	20-18
10-3-1959	A	Georgia Tech	6,7	7,12	L	6-16
12-19-1959	N6	TCU	11,11	7,8	W	23-7
10-22-1960	A	Duke		NR,18	L	6-21
10-27-1962	H	Auburn		NR,10	L	14-17
9-21-1963	A	Oklahoma		4,NP	L	14-31
9-28-1963	A	Georgia Tech		9,NP	L	0-27
10-9-1965	A	Georgia		4,5	L	9-23
10-1-1966	A	Georgia Tech		9,10	L	12-13
10-8-1966	A	Alabama		4,4	L	0-26
10-22-1966	A	Southern California		5,5	L	0-30
9-30-1967	H	Georgia		5,5	L	17-24
11-18-1967	H	NC State		10,10	W	14-6
9-27-1969	H	Georgia		7,7	L	0-30
10-11-1969	A	Auburn		20,NR	L	0-51
10-3-1970	A	Georgia Tech		15,16	L	7-28
10-10-1970	H	Auburn		9,9	L	0-44
9-25-1971	H	Georgia		14,13	L	0-28
10-9-1971	N7	Duke		14,15	W	3-0
10-23-1971	A	Auburn		5,5	L	13-35
11-6-1971	A	North Carolina		NR,19	L	13-26
9-30-1972	A	Oklahoma		2,2	L	3-52
9-14-1974	A	Texas A&M		20,NR	L	0-24
9-21-1974	A	NC State		15,18	L	10-31
9-20-1975	A	Alabama		14,18	L	0-56
9-18-1976	H	Georgia		9,9	L	0-41
11-13-1976	A	Maryland		6,7	L	0-20
9-10-1977	H	Maryland		10,NP	L	14-21
9-17-1977	A	Georgia		17,19	W	7-6
11-12-1977	H	Notre Dame	15,16	5,5	L	17-21
12-30-1977	N8	Pittsburgh	11,10	10,9	L	3-34
11-18-1978	A	Maryland	12,12	11,11	W	28-24
12-29-1978	N8	Ohio State	7,8	20,NR	W	17-15
11-3-1979	H	Wake Forest		14,14	W	31-0
11-24-1979	A	South Carolina	13,13	19,NR	L	9-13
12-31-1979	N9	Baylor	18,17	19,19	L	18-24
9-20-1980	A	Georgia		10,9	L	16-20
11-8-1980	H	North Carolina		14,14	L	19-24
11-22-1980	H	South Carolina		14,15	W	27-6
9-19-1981	H	Georgia		4,4	W	13-3
11-7-1981	A	North Carolina	2,3	8,9	W	10-8
1-1-1982	N2	Nebraska	1,1	4,4	W	22-15
9-6-1982	A	Georgia	11,9	7,7	L	7-13
11-6-1982	H	North Carolina	13,14	18,13	W	16-13
11-13-1982	A	Maryland	11,10	18,16	W	24-22
9-17-1983	H	Georgia		11,7	T	16-16
11-5-1983	A	North Carolina		10,9	W	16-3
11-12-1983	H	Maryland	17,PB	11,9	W	52-27
9-22-1984	A	Georgia	2,PB	20,17	L	23-26
9-29-1984	A	Georgia Tech	13,PB	20,NR	L	21-28
11-24-1984	H	South Carolina		9,9	L	21-22
9-20-1986	A	Georgia		14,10	W	31-28
10-25-1986	A	NC State	16,16	20,19	L	3-27
12-27-1986	N8	Stanford	21,18	20,17	W	27-21
9-19-1987	H	Georgia	8,8	18,17	W	21-20
11-21-1987	A	South Carolina	8,8	12,12	L	7-20
1-1-1988	N10	Penn State	14,12	20,19	W	35-10
9-17-1988	H	Florida State	3,4	10,12	L	21-24
10-15-1988	H	Duke	11,12	22,24	W	49-17
10-22-1988	A	NC State	9,10	24,NR	L	3-10
11-19-1988	H	South Carolina	15,15	25,21	W	29-10
1-2-1989	N10	Oklahoma	9,13	10,11	W	13-6

9-9-1989	A	Florida State	10,9	16,16	W	34-23
10-21-1989	H	NC State	NR,24	12,12	W	30-10
12-30-1989	N8	West Virginia	14,13	17,17	W	27-7
9-8-1990	A	Virginia	9,10	14,13	L	7-20
10-13-1990	A	Georgia Tech	15,14	18,15	L	19-21
10-27-1990	H	North Carolina	18,17	NR,24	W	20-3
1-1-1991	N11	Illinois	14,11	16,17	W	30-0
9-28-1991	H	Georgia Tech	7,7	19,18	W	9-7
10-26-1991	H	NC State	19,19	12,12	W	29-19
1-1-1992	N10	California	13,12	14,14	L	13-37
9-12-1992	H	Florida State	15,14	5,4	L	20-24
10-10-1992	A	Virginia	25,22	10,10	W	29-28
10-24-1992	A	NC State	18,15	23,23	L	6-20
11-7-1992	H	North Carolina		18,18	W	40-7
9-11-1993	A	Florida State	21,17	1,1	L	0-57
10-2-1993	H	NC State		24,23	W	20-14
11-6-1993	A	North Carolina		16,18	L	0-24
11-13-1993	H	Virginia		18,16	W	23-14
10-15-1994	A	Duke		25,23	L	13-19
10-22-1994	A	Florida State		7,10	L	0-17
11-5-1994	A	North Carolina		19,12	W	28-17
9-9-1995	H	Florida State		1,1	L	26-45
9-23-1995	H	Virginia		11,14	L	3-22
10-5-1996	A	Florida State		2,2	L	3-34
10-19-1996	H	Georgia Tech		22,24	W	28-25
11-9-1996	A	Virginia		15,16	W	24-16
12-28-1996	N9	Louisiana State		17,16	L	7-10
9-13-1997	A	NC State	19,21	NR,25	W	19-17
9-20-1997	H	Florida State	16,15	5,5	L	28-35
11-15-1997	H	North Carolina		8,9	L	10-17
1-2-1998	N9	Auburn		13,13	L	17-21
9-19-1998	A	Virginia		10,10	L	18-20
10-17-1998	A	Florida State		6,7	L	0-48
11-12-1998	H	Georgia Tech		22,23	L	21-24
9-11-1999	H	Virginia		22,19	W	33-14
9-23-1999	A	Virginia Tech		8,8	L	11-31
10-23-1999	H	Florida State		1,1	L	14-17
11-13-1999	A	Georgia Tech		13,14	L	42-45
12-31-1999	N9	Mississippi State		15,16	L	7-17
11-4-2000	A	Florida State	10,10	4,4	L	7-54
11-18-2000	H	South Carolina	16,14	25,NR	W	16-14
1-1-2001	N8	Virginia Tech	16,13	6,5	L	20-41
9-29-2001	A	Georgia Tech	NR,25	9,11	W	47-44
11-3-2001	H	Florida State	NR,24	14,14	L	27-41
11-10-2001	A	Maryland		13,11	L	20-37
11-17-2001	A	South Carolina		22,22	L	15-20
8-31-2002	A	Georgia		8,12	L	28-31
10-3-2002	A	Florida State		11,11	L	31-48
10-24-2002	H	NC State		12,9	L	6-38
11-16-2002	H	Maryland		19,19	L	12-30
8-30-2003	H	Georgia		11,9	L	0-30
10-11-2003	H	Virginia		25,24	W <sup>(OT)</sup>	30-27
11-8-2003	H	Florida State		3,3	W	26-10
1-2-2004	N9	Tennessee		6,7	W	27-14
9-25-2004	A	Florida State		8,11	L	22-41
10-7-2004	A	Virginia		10,9	L	10-30
11-6-2004	A	Miami (Fla.)		11,10	W <sup>(OT)</sup>	24-17
9-3-2005	H	Texas A&M		17,17	W	25-24
9-17-2005	H	Miami (Fla.)	20,23	13,13	L <sup>(3OT)</sup>	30-36
9-24-2005	H	Boston College		NR,25	L <sup>(OT)</sup>	13-16
11-12-2005	H	Florida State		17,16	W	35-14
11-19-2005	A	South Carolina		19,21	W	13-9
9-16-2006	A	Florida State		9,10	W	27-20
10-21-2006	H	Georgia Tech	12,12	13,13	W	31-7



TERRY ALLEN SCORES A TOUCHDOWN IN CLEMSON'S 1988 WIN OVER NO. 21 SOUTH CAROLINA.

# GAME-BY-GAME RESULTS VS. RANKED OPPONENTS

9-3-2007	H	Florida State		19,21	W	24-18
10-6-2007	H	Virginia Tech	22,22	15,14	L	23-41
11-17-2007	H	Boston College	15,16	18,18	L	17-20
12-31-2007	N9	Auburn	15,16	22,21	L <sup>(OT)</sup>	20-23
8-30-2008	N12	Alabama	9,9	24,NR	L	10-34
10-9-2008	A	Wake Forest		21,21	L	7-12
11-8-2008	A	Florida State		24,24	L	27-41
9-10-2009	A	Georgia Tech		15,13	L	27-30
9-26-2009	H	TCU		15,14	L	10-14
10-24-2009	A	Miami (Fla.)		8,9	W <sup>(OT)</sup>	40-37
12-5-2009	N13	Georgia Tech	25,NR	12,12	L	34-39
9-18-2010	A	Auburn		16,15	L <sup>(OT)</sup>	24-27
10-2-2010	H	Miami (Fla.)		16,17	L	21-30
11-6-2010	H	NC State		23,25	W	14-13
11-27-2010	H	South Carolina		18,17	L	7-29
9-17-2011	H	Auburn		21,19	W	38-24
9-24-2011	H	Florida State	21,22	11,14	W	35-30
10-1-2011	A	Virginia Tech	13,15	11,10	W	23-3
11-26-2011	A	South Carolina	18,17	14,13	L	13-34
12-3-2011	N14	Virginia Tech	21,21	5,3	W	38-10
1-4-2012	N2	West Virginia	14,14	23,22	L	33-70
9-1-2012	N12	Auburn	14,14	NR,25	W	26-19
9-22-2012	A	Florida State	10,9	4,4	L	37-49
11-24-2012	H	South Carolina	12,9	13,12	L	17-27
12-31-2012	N9	Louisiana State	14,13	9,7	W	25-24
8-31-2013	H	Georgia	8,8	5,5	W	38-35
10-19-2013	H	Florida State	3,4	5,5	L	14-51

11-30-2013	A	South Carolina	6,4	10,9	L	17-31
1-3-2014	N2	Ohio State	12,11	7,6	W	40-35
8-30-2014	A	Georgia	16,16	12,12	L	21-45
9-20-2014	A	Florida State	22,24	1,1	L <sup>(OT)</sup>	17-23
11-15-2014	A	Georgia Tech	18,17	24,23	L	6-28
12-29-2014	N15	Oklahoma	18,18	NR,24	W	40-6
10-3-2015	H	Notre Dame	11,12	6,7	W	24-22
11-7-2015	H	Florida State	3,6	17,15	W	23-13
12-5-2015	N14	North Carolina	1,1	8,8	W	45-37
12-31-2015	N2	Oklahoma	1,1	4,3	W	37-17
1-11-2016	N16	Alabama	1,1	2,2	L	40-45
10-1-2016	H	Louisville	5,3	3,4	W	42-36
10-29-2016	A	Florida State	3,3	12,14	W	37-34
12-3-2016	N17	Virginia Tech	3,3	19,18	W	42-35
12-31-2016	N18	Ohio State	3,3	2,2	W	31-0
1-9-2017	N19	Alabama	3,3	1,1	W	35-31

**Total 78-116-2**  
 PB - not ranked by UPI due to probation; N1 - Dallas, Texas (Cotton Bowl); A2,N2 - Miami, Fla. (Orange Bowl); N3 - Jacksonville, Fla.; N4 - Mobile, Ala.; N5 - New Orleans, La. (Sugar Bowl); N6 - Houston, Texas (Bluebonnet Bowl); N7 - Norfolk, Va. (Oyster Bowl); N8 - Jacksonville, Fla. (Gator Bowl); N9 - Atlanta, Ga. (Peach/Chick-fil-A Bowl); N10 - Orlando, Fla. (Citrus Bowl); N11 - Tampa, Fla. (Hall of Fame Bowl); N12 - Atlanta, Ga.; N13 - Tampa, Fla. (ACC Championship game); N14 - Charlotte, N.C. (ACC Championship game); N15 - Orlando, Fla. (Russell Athletic Bowl); N16 - Glendale, Ariz. (CFP National Championship game); N17 - Orlando, Fla. (ACC Championship Game); N18 - Glendale, Ariz. (Fiesta Bowl); N19 - Tampa, Fla. (CFP National Championship Game); Note: Clemson home games in **bold**.

## HEAD COACHING RECORDS

#	Head Coach	Alma Mater	Years	Seasons	Games	Conf. Champ.	Top-25 Years	7 or less or OT	Conference	vs. Ranked
1	Walter Riggs	Auburn '93	1896,99	2	9	NA	NA	0-1	NA	NA
2	W.M. Williams	Auburn '96	1897	1	4	NA	NA	0-0	NA	NA
3	John Penton	Auburn '98	1898	1	4	NA	NA	0-0	NA	NA
4	John Heisman	Pennsylvania '92	1900-03	4	24	3	NA	2-3-2	11-1-2	NA
5	Shack Shealy	Clemson '00	1904	1	7	NA	NA	1-2-1	NA	NA
6	Eddie Cochems	Wisconsin '01	1905	1	6	NA	NA	0-1-1	NA	NA
7	Bob Williams <sup>B</sup>	Virginia '02	1906,09,13-15,26	6	46	1	NA	8-6-6	4-0	NA
8	Frank Shaughnessy	Notre Dame '05	1907	1	8	NA	NA	2-2	NA	NA
9	John Stone	Vanderbilt '08	1908	1	7	NA	NA	0-3	NA	NA
10	Frank Dobson	Peddie Institute	1910-12	3	24	NA	NA	0-2-1	NA	NA
11	Wayne Hart	Georgetown (Ky.) '12	1916	1	9	NA	NA	1-1	NA	NA
12	Edward Donahue	Washington & Lee '16	1917-20	4	36	NA	NA	4-4-3	NA	NA
13	E.J. Stewart	Case Western Reserve	1921,22	2	18	0	NA	1-0-2	1-5	NA
14	Bud Saunders	Missouri '11	1923-26	4	28	0	NA	5-5-1	1-9-1	NA
15	Josh Cody	Vanderbilt '17	1927-30	4	41	0	NA	9-2-1	12-9	NA
16	Jess Neely	Vanderbilt '23	1931-39	9	85	0	1	14-14-7	18-13-2	1-0
17	Frank Howard	Alabama '31	1940-69	30	295	8	6	49-45-12	*100-48-5	9-31-1
18	Hootie Ingram	Alabama '55	1970-72	3	33	0	0	4-3	8-10	1-6
19	Red Parker	Arkansas A&M '53	1973-76	4	44	0	0	9-8-2	10-11-1	0-5
20	Charley Pell	Alabama '61	1977,78	2	23	1	2	6-2-1	10-1-1	2-3
21	Danny Ford <sup>F</sup>	Alabama '70	1978-89	12	129	5	7	26-19-4	44-14-1	20-12-1
22	Ken Hatfield	Arkansas '65	1990-93	4	46	1	3	8-5-1	19-10-1	8-7
23	Tommy West <sup>W</sup>	Tennessee '76	1993-98	6	59	0	0	6-14	21-19	4-12
24	Tommy Bowden	West Virginia '77	1999-08	10	117	0	4	19-23	43-32	13-23
25	Dabo Swinney <sup>S</sup>	Alabama '93	2008-16	9	117	2	7	21-14	54-15	20-17
<b>Totals</b>				<b>121</b>	<b>1,219</b>	<b>22</b>	<b>30</b>	<b>195-179-45 (.519)</b>	<b>356-197-14 (.640)</b>	<b>78-116-2 (.403)</b>

#	Head Coach	Aug./Sept.	Oct.	Nov.	Dec./Jan.	Bowl	Home	Away	Neutral	Overall	Win %
1	Walter Riggs	0-0	2-2	4-1	0-0	NA	0-0	3-3	3-0	6-3	.667
2	W.M. Williams	0-0	1-2	1-0	0-0	NA	0-0	2-2	0-0	2-2	.500
3	John Penton	0-0	1-1	2-0	0-0	NA	1-0	1-1	1-0	3-1	.750
4	John Heisman	0-0	10-2-1	9-1-1	0-0	NA	4-0	11-2-1	4-1-1	19-3-2	.833
5	Shack Shealy	0-0	2-2	1-1-1	0-0	0-0	1-1	1-1-1	1-1	3-3-1	.500
6	Eddie Cochems	0-0	2-0-1	1-2	0-0	0-0	0-0-1	2-2	1-0	3-2-1	.583
7	Bob Williams <sup>B</sup>	2-0	9-9-5	10-10-1	0-0	0-0	6-2-2	12-12-3	3-5-1	21-19-6	.522
8	Frank Shaughnessy	1-0	2-1	1-3	0-0	0-0	2-2	1-1	1-1	4-4	.500
9	John Stone	1-0	0-3	0-3	0-0	0-0	1-1	0-3	0-2	1-6	.143
10	Frank Dobson	1-0	6-6	4-6-1	0-0	0-0	4-3	7-6	0-3-1	11-12-1	.479
11	Wayne Hart	1-0	1-3	1-3	0-0	0-0	2-1	1-1	0-4	3-6	.333
12	Edward Donahue	4-0	7-7-1	10-5-2	0-0	0-0	11-3-1	5-8-2	5-1	21-12-3	.625
13	E.J. Stewart	0-1	4-3-1	2-5-1	0-1	0-0	4-2	2-7-1	0-1-1	6-10-2	.389
14	Bud Saunders	2-2-1	4-8	4-7	0-0	0-0	7-6-1	3-9	0-2	10-17-1	.375
15	Josh Cody	6-0-1	16-1	7-9	0-1	0-0	13-0-1	9-8	7-3	29-11-1	.720
16	Jess Neely	10-4-2	15-18-3	17-13-2	1-0	1-0	16-3-2	20-27-4	7-5-1	43-35-7	.547
17	Frank Howard	34-18-4	54-57-4	72-39-4	5-4	3-3	81-30-2	72-81-8	12-7-2	165-118-12	.580
18	Hootie Ingram	3-5	6-8	3-8	0-0	0-0	7-9	3-12	2-0	12-21	.364
19	Red Parker	3-8-1	6-10-1	8-7	0-0	0-0	12-9-1	5-16-1	0-0	17-25-2	.409
20	Charley Pell	4-2	9-0	5-1-1	0-1	0-1	9-2	9-1-1	0-1	18-4-1	.804
21	Danny Ford <sup>F</sup>	26-11-2	36-8	28-8-2	6-2	6-2	53-12-3	36-15-1	7-2	96-29-4	.760
22	Ken Hatfield	10-4	11-5-1	9-3	2-1	1-1	22-3-1	8-9	2-1	32-13-1	.707
23	Tommy West <sup>W</sup>	9-11	9-10	12-4	1-3	1-3	18-13	12-12	1-3	31-28	.525
24	Tommy Bowden	29-14	21-15	18-11	4-5	3-5	45-17	23-22	4-6	72-45	.615
25	Dabo Swinney <sup>S</sup>	25-6	28-7	26-10	10-5	7-4	52-7	26-16	11-5	89-28	.761
<b>Totals</b>		<b>171-86-11 (.659)</b>	<b>262-188-18 (.579)</b>	<b>255-160-16 (.610)</b>	<b>29-23 (.558)</b>	<b>22-19 (.536)</b>	<b>371-126-15 (.739)</b>	<b>274-277-23 (.497)</b>	<b>72-54-7 (.568)</b>	<b>717-457-45</b>	<b>.607</b>

<sup>B</sup> - coached five games in 1926; <sup>F</sup> - coached one game in 1978; <sup>W</sup> - coached one game in 1993; <sup>S</sup> - coached seven games in 2008; \* - includes a 66-30-2 (.684) record in ACC games

# FORMER HEAD COACHES



## WALTER RIGGS

1896-99

Walter Riggs could easily be called the father of Clemson Football. He coached the football program at Clemson, not only because he had football experience, but he was also one of only two people on the Clemson campus to have ever seen a football game when the sport started in 1896. (The other person was Frank Thompkins who played in the backfield on Clemson's first team in 1896).

On Sept. 30, 1896, a small crowd gathered in one of the barrack's rooms and the group discussed the feasibility of organizing a football association. A committee of three was appointed to consult Professor Riggs as to management of a football team and to ask his aid as coach.

When the Tigers traveled to Furman for their first game on Oct. 31, 1896, it was the first time that many of the players had ever seen a full-sized regulation football field.

Riggs stepped down as football coach after the first season because the players wanted him to devote all his time to being a professor in the engineering department.

Riggs could easily be called a loyal man, as he answered the need of the Clemson football team again in 1899. The Clemson Athletic Association was low on money and could not afford to hire a coach. Therefore, he again answered the call of the school and became head coach in 1899 for free.

Riggs originally came to Clemson from Auburn. He graduated with top honors in 1892 with a B.S. degree in electrical and mechanical engineering. At Auburn, he was captain and catcher of the baseball team as well as the manager and left end of the football team. He also served as class president and was the director of the Glee Club.

Upon his graduation at Auburn, he was assistant to the president of the college until 1896, then he made his trek to Clemson.

Riggs later became president of Clemson on March 7, 1911 and in 1915, a new football stadium with other athletic facilities was named in his honor as Riggs Field. It is currently the home of the Tiger soccer team. In two years of coaching, Riggs guided the Tigers to a career record of 6-3.



## W.M. WILLIAMS

1897

Clemson's second coach, W.M. Williams, was a native of West Point, Ga. He played at Auburn on the teams of 1894, 1895 and 1896, under the coaching of John Heisman. He was considered the best blocking halfback in the south.

Williams led Clemson to the state championship and to a 2-2 season. During his time as coach, Clemson played two games in three days. Clemson was victorious over the Charlotte Y on October 23, but lost to North Carolina 28-0 on October 25.

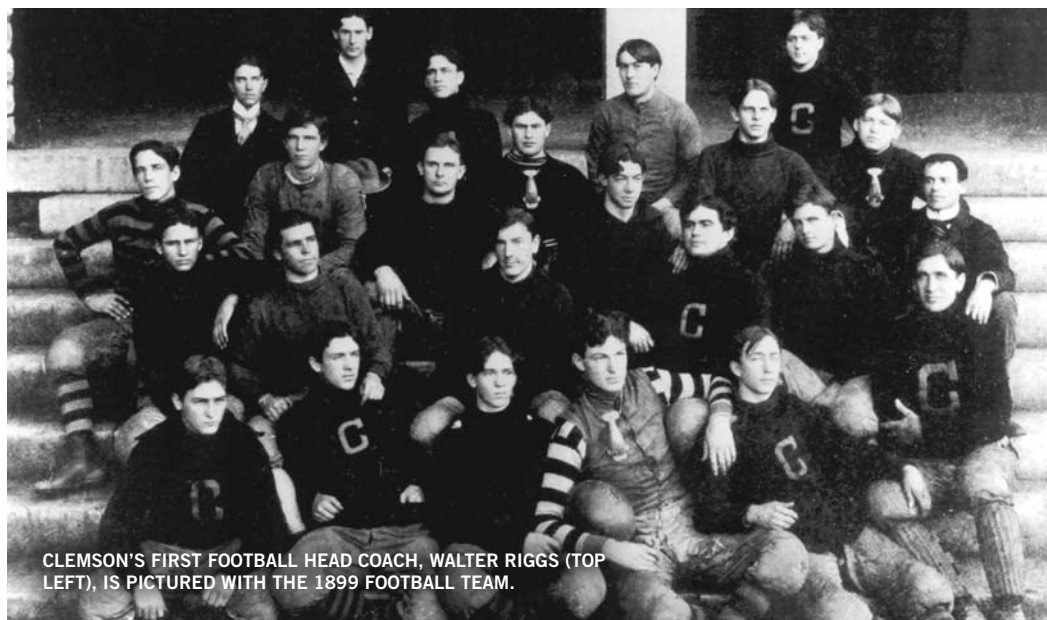


## JOHN PENTON

1898

The Tigers' third coach, J.A. Penton of Alabama, was captain and starting guard on the University of Virginia teams of 1893, 1894 and 1895. He was captain of the '95 Virginia Team that beat North Carolina to win the Championship of the South.

Penton also played fullback at Auburn in '97 under John Heisman's coaching. Under Penton, Clemson won 55-0 over Bingham in its first home game, as W.C. Forsythe kicked every point after touchdown (11). In his only season at Clemson, Penton guided Clemson to a 3-1 record and the state championship.



CLEMSON'S FIRST FOOTBALL HEAD COACH, WALTER RIGGS (TOP LEFT), IS PICTURED WITH THE 1899 FOOTBALL TEAM.



## JOHN HEISMAN

1900-03

One of the most famous football coaches in the nation, John Heisman, coached at Clemson from 1900-03. He turned Clemson from virtually an unknown college to a southern powerhouse at the turn of the century. Heisman attended

Brown University, taking the two-year law course offered at that time, and was a center on the football team. During the fall of 1889, he transferred to Pennsylvania. He lettered in football at both schools and graduated from Pennsylvania in 1893.

In the spring of 1894, Walter Riggs was a graduate manager for the football team at Auburn. It fell on his shoulders to find a coach for the season of 1895. Riggs wrote to Carl Williams, the Pennsylvania captain of 1894, asking him to suggest a suitable coach. He replied recommending J.W. Heisman, an ex-Pennsylvania player, and his coach at Oberlin.

After several weeks, Riggs finally found Heisman in Texas, where he was raising tomatoes. Having sunk all of his capital into the tomato venture, he was glad to return to his old love. He readily went to coach at Auburn for \$500 a year.

His coaching career began at Oberlin in 1892 and lasted 36 years. It included positions at Akron, Auburn, Clemson, Georgia Tech, Pennsylvania, Washington & Jefferson and Rice. He had an overall career record of 185-70-17.

John Heisman invented the hidden ball trick, the handoff, the double lateral and the "flea flicker." He pioneered the forward pass, arguing that it would scatter the mob. Heisman also originated the center snap and the word hike (previously the center used to roll the ball on the ground to the quarterback).

Heisman guided Clemson to conference titles in 1900 and 1902, and he led the Tigers to their first "bowl game" in 1903, when Clemson and Cumberland met on November 26 for the "Championship of the South." Cumberland, who had earlier defeated Auburn, Alabama and Vanderbilt, was considered to be champion of the southern states of Louisiana, Mississippi, Alabama, Tennessee and Kentucky. The game was played on a neutral site, Montgomery, Ala. Cumberland and Clemson fought to an 11-11 tie. After the news got back to Clemson that the game was a tie, the students and the local townspeople built a bonfire and paraded around the campus.

Overall, Heisman took Clemson to a 19-3-2 record in his four seasons. His 83.3 winning percentage is still

the best in Clemson history. He was also the Clemson baseball coach from 1901-1903.



## SHACK SHEALY

1904

Shack Shealy holds the distinction of being the only Tiger to have coached his alma mater. He lettered at Clemson from 1896-99 and later played two years at Iowa State. Shealy was a four-year starter playing right guard, end and

in his senior year, he played in the backfield. He only coached Clemson one year (1904) and led the Tigers to a 3-3-1 record, including wins over Alabama, Georgia and Tennessee.



## EDDIE COCHEMS

1905

Ed Cochems lettered at Wisconsin in 1899, 1900 and 1901. He was described as a great halfback or end on the strong Wisconsin teams at the turn of the century, including the 1901 undefeated team. In his playing career, he had a 100-yard

kickoff return in a 35-0 win over Chicago in 1901, and had four touchdowns against Notre Dame in 1900. After his playing days, he immediately went into coaching. He was the head coach of North Dakota in 1902 and 1903 and served briefly as an assistant with former teammate, Art Curtis at Wisconsin in 1904.

Cochems led Clemson to a 3-2-1 record overall, including wins over Georgia and Auburn. After his Clemson career, he was head coach and athletic director at St. Louis in 1906. After the forward pass was legalized in 1906, Cochems did something with the pass at once in his first year at St. Louis, while other coaches stuck with the running game. He taught his players not to throw the ball end-over-end, but instead like a projectile - a spiral. He called this new weapon a projectile pass.

Historians credit Cochems as being the first coach to use and perfect the first legal pass in a game. The first studied refinements in throwing the ball, which led to the spiral, occurred in 1906 under Cochems. Brad Robinson of St. Louis threw the first forward pass to Jack Schneider on Sept. 5, 1906 in Waukensha against Carroll.



# FORMER HEAD COACHES



## BOB WILLIAMS

1906,09,13-15,26

Bob Williams is one of the few coaches in the nation to have coached football at two rivals. Williams coached football at both Clemson and South Carolina. Before coming to Clemson, he coached at Davidson in 1905. He coached at South Carolina for two years and guided the Gamecocks to a 6-1 record in 1902 and an 8-2 slate in 1903.

In his career at South Carolina, he administered the most unexpected defeat of Clemson, as he beat a heavily favored Heisman team, 12-6 in 1902.

He served the Tigers as head coach a total of four terms (1906,09,13-15,26). Between 1915-26, Williams practiced law in Roanoke, Va. and was the city's mayor.

One of the highlights of his career included leading the 1906 team to an unbeaten season (4-0-3), which included wins over Georgia, Auburn, Tennessee and a Heisman-coached Georgia Tech squad.



## FRANK SHAUGHNESSY

1907

Frank Shaughnessy was known for his ability as a sports administrator. He served many positions, from a pro hockey coach to the International Baseball League Commissioner. A graduate in pharmacy at Notre Dame, he was captain of the baseball and football teams during his senior season. After his graduation in 1905, he coached baseball at Notre Dame. The summer before coming to Clemson, he played for Ottawa of the Eastern League. That summer, he played left field and ended the season with a .352 batting average. He also played with Washington and the Philadelphia Athletics.

At Clemson, he coached the baseball teams during 1907 and 1908, and he was head football mentor in 1907, where he posted a 4-4 record.

Shaughnessy made his name in baseball, but he took part in many other sports. Besides being a sports legend at Notre Dame, he managed the NHL's Ottawa Senators to the 1915 Stanley Cup Finals and coached football teams at Clemson, Washington & Lee and McGill. He retired as the president of the International Baseball league.

In a game against Kansas, Shaughnessy ran 107 yards for the only Irish score, as Kansas won the game 24-5. Football fields were 110 yards back then and touchdowns were five points. This is still a Notre Dame record.



## JOHN STONE

1908

John Stone is one of three coaches to have graduated from Vanderbilt and later become the head football coach at Clemson. While at Vanderbilt, he was a member of the All-Southern Football team for four years. He was a big man for his time, standing 6'2". Clemson was 1-6 in 1908, but the Tigers lost many of their star players and substitutes from 1907 due to a college prank that saw 306 students expelled.



## FRANK DOBSON

1910-12

Frank Dobson was a pro baseball player before coming to Clemson, as he was the property of the Pittsburgh Nationals. Walter Riggs, President of the Clemson Athletic Association, thought it was unfair to keep shuffling coaches year after year. He offered Dobson a three-year contract, which was the first contract offered and signed by a Clemson coach.

At Clemson, he coached football, basketball and

baseball. He was Clemson's first basketball coach, leading it to its only undefeated season (4-0) in history in the inaugural season (1911-12). In 1912-13, Clemson had a 9-5 record. He was head baseball coach from 1911-13.



## WAYNE HART

1916

Wayne Hart served as head coach at Clemson in 1916 and coached the Tigers to a 3-6 record. Under Hart, the Tigers defeated Furman and South Carolina. He played three seasons at tackle for Georgetown.

Hart also played one season at George Washington. He was a member of the All-South Atlantic team on four occasions. Hart also served as an assistant coach at Georgetown.

In 1913, Hart coached the Washington Vigilants, a professional football team, and did not lose a single contest. During his last two seasons prior to his arrival at Clemson, he coached various sports at Technical High School in Washington, D.C.



## EDWARD DONAHUE

1917-20

Edward Donahue had to be one of the most organized men in the country. During the 1918-19 academic year, Donahue was the head coach of four Clemson sports... football, basketball, baseball and track. During his four-year career, he served as basketball and baseball coach for two years and head track coach for one season.

He was an outstanding athlete at Washington & Lee, where he played in the backfield on the football team and played catcher on the baseball diamond. Upon graduation, he was an assistant in football and was the head baseball and basketball coach.



## E.J. STEWART

1921,22

E.J. Stewart was head football coach for two years at Clemson, 1921-22. However, he coached more than one sport during his stay at Tigertown. In the spring of 1921, Stewart coached the baseball and track teams while conducting spring football practice. During the fall, Stewart's football team had a 1-6-2 record, but he improved to a 5-4 slate in 1922. He went on to coach the track teams in 1922 and 1923.

Stewart was a standout athlete in football, baseball, basketball and track at Case Western Reserve University in Cleveland, Ohio. Upon his graduation, Stewart played, organized and served as head coach of the Massillon (Ohio) Professional football team.

Stewart also coached at Nebraska and Texas. At Nebraska, he led the Cornhuskers to a combined record of 11-4 in 1916 and 1917. The Cornhuskers also captured the Missouri Valley Conference title during both seasons. After leaving Nebraska, he entered the automobile business as President and Treasurer of the Stewart Motor Co. Due to the economic conditions at the time, he decided to go back into coaching.



## BUD SAUNDERS

1923-26

Bud Saunders graduated from Missouri in 1911 with a bachelors degree in Law. At Missouri, he played both football and basketball. Saunders wanted to play two other sports, but a conference rule forbid a student-athlete from participating in more than two sports.

Saunders served as football coach at Knox College

before arriving at Clemson. In football, Saunders coached for four seasons from 1923-26. He also coached the basketball teams in 1924 and 1925. Saunders' best season in football came during the 1923 campaign, as he led the Tigers to a 5-2-1 record.



## JOSH CODY

1927-30

Josh Cody, fondly known as "big man," will always be a favorite to Clemson fans. Cody, a big man in stature at 6-2, 220 pounds, led Clemson to victories over South Carolina for four straight years. He is the only coach in Clemson history who has been around more than two seasons who never lost a football game to South Carolina. He also defeated Furman three straight years. Cody had a 13-0-1 record in home games and posted a 72 percent winning mark overall, the fourth-best mark in Clemson history.

After a 5-3-1 start in 1927, Cody guided Clemson to back-to-back 8-3 seasons in 1928 and 1929. On May 6, 1929 to show appreciation, he was given a new Buick by the alumni, student body and faculty. This presentation took place in front of Tillman Hall.

In his final season (1930), the Tigers finished with a final record of 8-2. Cody also coached basketball at Clemson for five years and guided Clemson to a 16-9 slate in 1930. During the 1928-30 seasons, he guided Clemson to a 22-4 mark at home.



## JESS NEELY

1931-39

Clemson played in its first bowl game under Jess Neely in the 1940 Cotton Bowl. The Tigers, unknown at the time, became a household word after defeating heavily-favored Boston College 6-3 in the Cotton Bowl. It was the Tigers' first victory over a top-20 ranked team in school history. Clemson had a 43-35-7 record during Neely's tenure.

Neely came to Clemson in 1931 and his recruitment of Banks McFadden took Clemson to another level. In 1938, Neely coached Clemson to a second-place finish in the Southern Conference with a 7-1-1 record.

In 1939, Banks McFadden became Clemson's second All-American, and the team concluded the season with a trip to Dallas for the Cotton Bowl. Neely left Clemson in January 1940 and moved on to Rice, where he took that school to new heights. Neely is a member of the College Football Hall of Fame. Neely's landmark accomplishments in the 1930s at Clemson contributed significantly to Clemson's outstanding football tradition.



## FRANK HOWARD

1940-69

Frank Howard succeeded Jess Neely in 1940 when Neely moved on to Rice. He got the job when he seconded his own nomination during a meeting of the president and athletic council. He signed a one-year contract, then lost the document and never had another in his 30 years as head coach.

He graduated from Alabama in 1931, where he was a star lineman. He played in the 1930 Rose Bowl, then started his coaching career under Neely at Clemson in 1931, and was a part of a rebirth of Tiger football in the late 1930s. He was an assistant on the 1939 team that posted a 9-1 mark and beat Boston College 6-3 in the Tigers' first bowl game.

In 1940, he began his head coaching career with a bang as he won the Southern Conference championship, the first of eight conference titles Howard won in his coaching career, still a Tiger coaching record.

# FORMER HEAD COACHES

**FRANK HOWARD, SEEN BLOWING A KISS GOODBYE TO THE LONGTIME TRADITIONAL "BIG THURSDAY" GAME AGAINST SOUTH CAROLINA IN 1959, WAS THE FIFTH-WINNINGEST COACH IN THE COUNTRY WHEN HE RETIRED.**



Howard had his most successful season in 1948 when he took Clemson to an 11-0 record, the Tigers' first perfect season since 1900. The campaign included a Southern Conference championship, a Gator Bowl win over Missouri and a No. 11 final ranking. He nearly duplicated the feat in 1950 when he guided Clemson to a No. 10 AP final ranking, a 9-0-1 finish and a 15-14 win over Miami (Fla.) in the Orange Bowl.

When he retired in 1969, Howard was the fifth winningest coach in the nation with 165 victories, quite an accomplishment considering only 38 percent of his games were at home. He had 96 wins as an ACC coach, now third in conference history, and he captured six (five outright and one co-championship) ACC titles, a record Bobby Bowden broke in 1998. Howard's teams appeared in six bowl games, 63 of his players were drafted by the NFL, and 37 played in the league.

Howard, a native of Barlow Bend, Ala., had six top-20 seasons, won eight conference titles (two Southern, six ACC), won 100 conference games and was a two-time ACC Coach-of-the-Year. He coached 25 academic All-ACC selections and five Academic All-Americans. Eleven of his players were chosen on-the-field All-Americans. Howard was inducted into the College Football Hall of Fame in 1989 and he was inducted into the Clemson Ring of Honor in 1994.



## **HOOTIE INGRAM** **1970-72**

Hootie Ingram will be best remembered as the coach who made the Tiger Paw famous. Before his first year as head coach in 1970, Clemson introduced the Tiger Paw as the official logo of Clemson University's Athletic teams.

Ingram graduated from Alabama in 1955. He also received his master's in school administration from Alabama and later became Clemson Tide athletic director. The native of Tuscaloosa, Ala., was an All-SEC defensive back for the Crimson Tide as a senior. He had his best season (5-6) at Clemson in 1971. He also finished second in the ACC standings with a 4-2 league mark in 1971. He was later inducted into the Orange Bowl Hall of Fame.



## **RED PARKER** **1973-76**

Red Parker spent four years at Clemson as head coach. His 1974 squad lived up to the theme "Excitement Galore, Clemson Football '74" and had a 7-4 record, with victories over Georgia, Georgia Tech and South Carolina. Before arriving in

Tigertown, Parker spent seven years (1966-72) as head coach at The Citadel. He guided the Bulldogs to a 8-3 record during in the 1971 campaign.

Parker earned a bachelor's degree in physical education from Arkansas A&M in 1953. He earned three letters each in football, basketball and track, as a running back-defensive back, second-baseman/shortstop and sprinter. He later served as head coach at Harmony Grove High School in Arkansas. He died Jan. 4, 2016.



## **CHARLEY PELL** **1977,78**

Charley Pell, who was Clemson's head coach in 1977,78 authored college football's Cinderella story in 1977. The Albertville, Ala. product took a team that was 3-6-2 in 1976, and led the 1977 Tigers to an 8-2-1 regular-season mark and a berth in the Gator Bowl. It was Clemson's first final top-20 season since 1959. He coached Clemson to a 10-1 regular season in the 1978 season before he left to become head coach at Florida. Clemson's 1978 team beat Ohio State in the Gator Bowl and finished ranked No. 6 in the AP poll in his second year as Clemson's head coach.

He was a near unanimous choice as ACC Coach-of-the-Year in 1977 and 1978, the first coach, regardless of sport, to win ACC Coach-of-the-Year honors in each of his first two years. A two-way starter and three-year letterwinner at Alabama, Pell was on its 1961 National Championship team.

He came to Clemson in 1976 and served as assistant head coach and defensive coordinator. Pell passed away in June 2001 after battling cancer.



## **DANNY FORD** **1978-89**

Danny Ford had an auspicious beginning to his head coaching career. He gained a 17-15 win over Ohio State in the 1978 Gator Bowl. The 30-year-old coach, the youngest in Division I at the time, also defeated a college football legend in a contest that put Clemson on the national map, as he defeated Woody Hayes in the latter's last game. He had taken over the coaching reigns on Dec. 10, 1978 when Charley Pell resigned to become head coach at Florida. Ford kept things going in 1979 with wins over Georgia and Notre Dame and another trip to a bowl (Peach). In 1981, he helped Clemson reach the summit of college football by winning the national title. His Tigers downed three top-10 teams during the course of the 12-0 season that concluded with a 22-15 win over Nebraska in the

Orange Bowl. Ford was named National Coach-of-the-Year.

The wins continued in 1982 and 1983, as Clemson had consecutive 9-1-1 years. Clemson finished in the top 12 in both years, and had a 30-2-2 record over a three-year period, best in the nation.

Clemson won three straight ACC titles under his guidance between 1986-88. In 1989, Clemson registered a 10-2 season and top 12 national ranking, the fourth straight season Clemson finished in the final AP top 20. He closed his career with a 27-7 win over West Virginia in the Gator Bowl, his sixth bowl win in eight tries and his fourth in succession.

Ford was the third winningest active coach in the nation on a percentage basis at the end of the 1989 season. He finished with a 96-29-4 career ledger at Clemson and remains one of only two coaches in ACC history with better than a 75 percent winning mark (minimum of four years). He finished with a 76-percent winning percentage and five ACC Championships, second only to Frank Howard's six crowns.

The 1969 Alabama graduate is still the youngest coach to win the national title, as he was just 33-years-old when the Tigers shocked the college football world in 1981. He coached 71 first-team All-ACC selections and 26 All-Americans. Forty-two of his former Tigers were drafted by the NFL, and he earned 18 wins over AP top-20 teams during his career, more than any other Clemson coach. Additionally, 11 of his former players won Super Bowl Championship rings. At one stretch his teams were ranked in the AP top 20 for 41 consecutive polls, a Clemson record. He had a 21-7-1 record against coaches that are now in the Hall of Fame.

Ford is a member of the Clemson Hall of Fame, the state of South Carolina Hall of Fame and the Orange Bowl Hall of Fame.

Ford was an All-SEC pick and All-SEC Academic choice at Alabama. He attended Alabama initially on a basketball/football scholarship, but he only played football after his freshman season. Ford played in three bowl games for the Crimson Tide. He later served as head coach at Arkansas from 1994-97. Ford was inducted into the Clemson Ring of Honor on August 31, 2013 and will be inducted into the College Football Hall of Fame in December 2017.



## **KEN HATFIELD** **1990-93**

Ken Hatfield led the Tigers to a 32-13-1 record over his four year tenure, led the squad to three bowl appearances and an ACC title. With a victory over Illinois in the 1991 Hall of Fame Bowl, Hatfield became the first Clemson coach to win 10 games in his first year and his .833 winning percentage was the best for a first-year Clemson coach since 1900, when John Heisman was 6-0. That season included six victories over teams with winning records, more than any other team that year with the exception of National Champion Georgia Tech.

Hatfield was also just the eighth coach in the previous 13 years to take a team to a top-10 AP final ranking in his first year with the program, as the Tigers finished the season ranked No. 9 in the AP poll. The Helena, Ark. native would also lead the 1991 and 1993 Tiger teams to top 25-rankings. Clemson became the third school that Hatfield coached to a top-20 ranking, as his 1983 Air Force team ranked No. 15 and he led four Arkansas teams to top-20 rankings. He became the sixth coach in NCAA history to accomplish that feat.

Hatfield played for three years at Arkansas (1962-64) and was a starter on the 1964 National Championship team. The defensive back earned his fame as the nation's top punt returner in 1963 and 1964. He is still the only player to finish in the top two in the nation in punt returns three straight years, as he finished second in 1962. He retired as Rice's head coach in 2005 with 168 career wins. He is now retired and living in Arkansas.

# FORMER HEAD COACHES



## TOMMY WEST 1993-98

Tommy West's five-year resumé as Clemson head coach included four bowl appearances, 12 road victories, 86 school records and unparalleled academic excellence. West took Clemson to three straight bowl games between the 1995 and 1997 seasons, just the second Clemson coach in history to take the Tigers to bowl games in three straight seasons.

Academically, 61 Tigers made the ACC Academic Honor Roll in his last four years, twice as many as the best previous four-year total in school history.

West took over as head coach on Nov. 29, 1993 and less than a month later had a bowl victory. The former Tennessee tight end succeeded Ken Hatfield, who left four days after a victory over South Carolina to end the 1993 season.

It was West's second tour of duty with Clemson. He had been a linebackers coach under Danny Ford between 1982-89. Clemson was 69-20-4 and had six AP top 20 finishes in that eight-year era.

West coached the Tigers in the 1993 Peach Bowl, a thrilling 14-13 victory over Kentucky. He became the first coach in college history to gain victory in a bowl game in his first game without having coached the team in any capacity earlier in the year.

West's best season was 1995, as Clemson finished the regular season with five straight victories by 17 points or more and was invited to the Gator Bowl. Clemson was ranked in the top 25 of every poll at the end of the 1995 regular season. That Clemson team also finished fourth in the nation in rushing offense.

West recruited some of the top players in Clemson history. The school was in the top 10 in the nation in NFL draftees during the 1998 and 1999 selection process, and all 11 players were recruited by West. The list included three first-round defensive selections (Trevor Pryce, Anthony Simmons, Antwan Edwards). Clemson

was the only school in the nation to have six defensive players drafted in 1999 and the only school to have a first-round defensive choice in 1997, 1998 and 1999.

The native of Gainesville, Ga. finished his career with a 31-28 record and had four wins over top-25 teams. He was the head coach at Memphis from 2001-09 and he led the Tigers to a nine-win season and the program's first bowl appearance in 32 years in 2003. He took Memphis to five bowls overall, and overall he coached in nine bowl games as a head coach. West was the defensive coordinator at Southern Mississippi in 2012 and is now an assistant coach at Middle Tennessee.



## TOMMY BOWDEN 1999-08

Tommy Bowden was a consistent winner over his nine-and-a-half years as Clemson's head coach. From 1999-08, he never had a losing season, and that included a streak of eight consecutive winning seasons from 2000-07. During those seasons, only four other Division I coaches had a winning season in all eight of those years with the same program.

Bowden was a two-time ACC Coach-of-the-Year, joining Frank Howard, Charley Pell and Danny Ford with that distinction. He first won the honor in 1999, his first year when he took over a team that had been 3-8 the previous season, to a 6-6 season against a top-10 schedule according to the Sagarin ratings. Clemson played three undefeated teams during the regular season (Marshall, Virginia Tech, Florida State).

His first year included a nationally-televised game against Florida State that featured the first-ever Division I coaching matchup of father and son. Bobby Bowden's Seminoles won that game by a score of 17-14, Florida State's closest game in an undefeated National Championship season. The game attracted over 85,000 fans and the largest media contingent in the

history of Memorial Stadium. There were nine Bowden Bowls overall, with Bobby winning five, but Tommy won four of the last five.

Bowden took Clemson to an 8-0 start and a No. 3 national ranking in 2000 before finishing with a 9-2 regular-season record and a No. 14 final ranking. The regular season concluded with a 16-14 victory over a top-25 South Carolina team. A 50-yard pass from Woodrow Dantzler to Rod Gardner is regarded as one of the most-exciting plays in Clemson history. The following year, Dantzler went on to become the first quarterback in Division I history to reach 2,000 passing yards and 1,000 rushing yards in a single season.

Bowden also won ACC Coach-of-the-Year honors in 2003 when he led the Tigers to a 9-4 record. That season, the Tigers won their last four games, including a 26-10 win over No. 3 Florida State. That is tied for the highest-ranked team Clemson has beaten in school history. Clemson defeated South Carolina 63-17 in the regular-season finale and completed the season with a 27-14 win over No. 6 Tennessee in the Peach Bowl. Clemson finished the year in the top 25 of both polls as well.

Bowden finished with a 7-2 record against the Gamecocks. The 77.8 winning percentage is the best in school history among Tiger coaches who served the program at least five years. All seven of his wins were over Hall of Fame Head Coaches Lou Holtz and Steve Spurrier.

After a 3-3 start to the 2008 season, Bowden resigned on October 13, four days after a 12-7 loss at Wake Forest. He had a 72-45 record (.615) at Clemson for those nine-and-a-half seasons. Bowden never had a losing season, overall or in the ACC, during his nine complete seasons. He led the Tigers to eight bowl games.

Bowden resides in Florida and is a college football commentator for Jefferson-Pilot Network and Fox Sports.

# COACHING RECORDS

WINS		
Category	Season	Career
Overall	<b>14, Dabo Swinney (2015,16)</b>	165, Frank Howard (1940-69)
Home	7, many	81, Frank Howard (1940-69)
Road	5, many	72, Frank Howard (1940-69)
Road/Neutral	<b>8, Dabo Swinney (2016)</b>	84, Frank Howard (1940-69)
ACC*	<b>9, Dabo Swinney (2015)</b>	<b>55, Dabo Swinney (2008-16)</b>
Conference*	<b>9, Dabo Swinney (2015)</b>	100, Frank Howard (1940-69)
Bowl	<b>2, Dabo Swinney (2016)</b>	<b>7, Dabo Swinney (2008-16)</b>
Top-25	<b>5, Dabo Swinney (2016)</b>	20, Danny Ford (1978-89)
		<b>20, Dabo Swinney (2008-16)</b>
Top-10	3, Danny Ford (1981)	<b>12, Dabo Swinney (2008-16)</b>
	<b>3, Dabo Swinney (2015,16)</b>	
By 7 Points or Less	<b>7, Dabo Swinney (2016)</b>	49, Frank Howard (1940-69)

WINNING PERCENTAGE		
Category	Season	Career
Overall	100.0 (12-0), Danny Ford (1981)	83.3 (19-3-2), John Heisman (1900-03)
Home	100.0 (7-0), many	<b>88.1 (52-7), Dabo Swinney (2008-16)</b>
Road	100.0 (5-0), many	70.2 (36-15-1), Danny Ford (1978-89)
ACC*	<b>100.0 (9-0), Dabo Swinney (2015)</b>	<b>79.7 (55-14), Dabo Swinney (2008-16)</b>
Conference*	<b>100.0 (9-0), Dabo Swinney (2015)</b>	<b>79.7 (55-14), Dabo Swinney (2008-16)</b>
Bowl	<b>100.0 (2-0), Dabo Swinney (2016)</b>	75.0 (6-2), Danny Ford (1978-89)
Top-25	<b>100.0 (5-0), Dabo Swinney (2016)</b>	62.1 (20-12-1), Danny Ford (1978-89)
Top-10	100.0 (3-0), Danny Ford (1981)	<b>66.7 (12-6), Dabo Swinney (2008-16)</b>
	<b>100.0 (3-0), Dabo Swinney (2016)</b>	
By 7 Points or Less	<b>87.5 (7-1), Dabo Swinney (2016)</b>	60.0 (21-14), Dabo Swinney (2008-16)

\* - includes ACC Championship Games



DABO SWINNEY HOLDS TIGER RECORDS FOR CAREER ACC WINS AND CAREER BOWL WINS.

# ASSISTANT COACHES

**ADAMS, DWIGHT** (Henderson State '58) - Linebackers 1973-75; Defensive Ends 1976-78

**AGNEW, F.H.** - 1918

**AKE, WALLY** (William & Mary '72) - Inside Linebackers 1990-93

**ALDRIDGE, MILES** (Gardner-Webb '71) - Linebackers 1985-89; Defensive Coordinator/Defensive Backs 1993,94; Outside LB/Co-Coordinator, 1995

**ALLISON, RODNEY** (Texas Tech '78) - Defensive Ends 1999-02

**ANDERSON, WILLIE** (Clemson '75) - Head J.V. 1977-79; Tight Ends 1979; Defensive Ends 1980,81; Defensive Line 1982

**ANDREWS, MICKEY** (Alabama '65) - Coordinator/Def. Backs 1977,78; Defensive Backs 1979,80

**BAKER, ART** (Presbyterian College '53) - Freshmen 1965; Offensive Backs 1966-69

**BANKS, B.C. (STUMPY)** (Clemson '18) - Backs 1920,21

**BARFIELD, DOUG** (Southern Mississippi '57) - Offensive Backs 1970,71

**BASS, TOM** (Maryville '60) - Freshmen 1967-69; Defensive Line 1970-72; Defensive Ends 1973-75; Offensive Backs 1976; Administrative Assistant 1977-79

**BECKISH, LARRY** (Wichita State '63) - Offensive Ends 1968-70; Freshmen 1972; Offensive Ends 1973-76

**BECKMAN, LARRY** (Florida '66) - Offensive Line 1990-92

**BIBEE, DAVID** (Tennessee '75) - Outside Linebackers 1997; Defensive Backs 1998

**BISACCIA, RICH** (Yankton '83) - Running Backs 1993-98

**BLACKWELL, DAVID** (East Carolina '97) - Linebackers/Recruiting Coordinator 2003-06; Linebackers 2007,08

**BOLT, WAYNE** (East Carolina '79) - Tight Ends 1986-89

**BOWMAN, R.V.T.** - Assistant 1896-98

**BRINSON, LARRY** (Florida '83) - Running Backs 1990-1993

**BROOKS, DAN** (Western Carolina '76) - Defensive Tackles 2009,10; Associate Head Coach/Defensive Tackles 2011-16

**BUGAR, MIKE** (Florida State '67) - Defensive Line 1977-79

**BURNS, BURTON** (Nebraska '76) - Running Backs 1999-06

**BURSON, JOE** (Georgia '66) - Freshmen 1970; Defensive Ends 1971,72; Defensive Backs 1973-76

**BUSTLE, RICKY** (Clemson '77) - Defensive Backs 1979

**CALDWELL, ROBBIE** (Furman '77) - Offensive Line 2011-16

**CARLTON, BOBBY** (Newberry '67) - Freshmen 1975

**CARSON, JULES** (Clemson '14) - Freshmen 1915, 1927-30

**CARTER, RONNIE** (Arkansas A&M '67) - Freshmen 1973,74; Offensive Line 1975

**CHRISTENSEN, CLYDE** (North Carolina '79) - Co-Offensive Coordinator/Quarterbacks 1993-95

**COHEN, RUSS** (Vanderbilt '17) - Defensive Back 1947-54

**CONE, FRED** (Clemson '51) - Recruiting Coordinator 1961-72

**CONOVER, LARRY** - Line 1920

**COX, CARY** (Clemson '49) - Freshmen 1949

**COX, WALTER** (Clemson '39) - Offensive Line 1940,43,44,46-50

**CRAIG, JOHNSON** - Freshmen 1933

**CROWE, JACK** (Alabama-Birmingham '70) - Quarterbacks 1986-88

**D'ANDREA, BILL** (Indiana State '72) - Graduate Assistant 1983; Offensive Line 1986-89

**DAVIS, JOE** (Southwestern) - Ends 1931-39

**DENNING, DON** (Presbyterian College '60) - Recruiting Coordinator 1981; Defensive Backs 1982-85

**DICKERSON, RON** (Kansas State '71) - Defensive Coordinator 1991,92

**DILLARD, BILL** (Clemson) - Freshmen 1937,38

**EARLE, JAMES** (Clemson '89) - Tight Ends 1993,94

**ELLIOTT, TONY** (Clemson '02) - Running Backs 2011-14, Co-Offensive Coordinator/Running Backs 2015,16

**EMORY, ED** (East Carolina '60) - Freshmen 1973; Offensive Backs 1974,75; Offensive Line 1976

**ENSMINGER, STEVE** (Louisiana State '79) - Offensive Coordinator/QBs 1997,98

**FORD, DANNY** (Alabama '70) - Assistant Head Coach/Offensive Line 1977,78

**FOX, LAWRENCE** - 1919,20

**FRAZIER, R.A.** - 1908

**FRITTS, GEORGE** (Clemson '42) - Line 1943

**GANDY, A.P.** - Freshmen 1914

**GANTT, JOHN W.** (Clemson) - Backs 1903-07

**GEE, J. B.** (Clemson '07) - Line 1927

**GETTYS, E.F.** (Clemson '22) - Line 1922

**GILLIAM, TINK** - Freshmen 1925,26

**GOODALE, B.E.** (Big Ben) (Clemson) - Freshmen 1922,25,29

**GOODMAN, JIM** (Florida '74) - Recruiting Coordinator 1991-1993

**GRACE, RONNIE** (Clemson '62) - Freshmen 1968,69; Defensive Line 1970

**GUYON, JOE** (Carlisle Institute) - Line 1928,29

**HALEY, BRICK** (Alabama A&M '89) - Outside Linebackers 1998

**HALLMAN, CURLEY** (Texas A&M '69) - Linebackers 1979,80; Defensive Backs 1981

**HAMILTON** - 1922

**HARBISON, CHARLIE** (Gardner-Webb '82) - Defensive Backs 1995-97,08; Co-Defensive Coordinator/Defensive Backs 2009-12

**HARPER, SMOKEY** - 1927

**HARPER, TOM** (Kentucky '53) - Assistant Head Coach, Defensive Line 1981-88

**HARVEY, B.C.** (Clemson '28) - Line 1928

**HEFFNER, PETE** - Backs 1930-32

**HERRIN, LES** (Western Carolina '71) - Linebackers 1981-84, Defensive Line 1989-1993; Assistant Head Coach/Defensive Line 1993,94,96-98, Assistant Head Coach/Tight Ends/Tackles 1995

**HERRING, REGGIE** (Florida State '81) - Inside Linebackers 1993-01, Defensive Coordinator 1997-01

**HINES, JACK** (West Virginia '71) - Defensive Backs 1999-01; Linebackers 2002; Whips/Rovers 2003; Tight Ends 2004,05

**HINSHAW, ROGER** (Appalachian State '72) - Outside Linebackers, 1990-1993

**HINSON, RANDY** (Clemson '36) - Freshmen 1939,40; 1946-48

**HOAGLAND, EARL** (Purdue) - Offensive Backs 1935,36

**HOBBY, MARION** (Tennessee '95) - Defensive Line 2005; Defensive Ends 2011; Co-Defensive Coordinator/Defensive Ends 2012-16

**HOLLAND, JIM** (Appalachian State '71) - Freshmen 1975

**HOLLAND, JOE** (Clemson '07) - Backs 1909

**HOLLAND, LAWSON** (Clemson '75) - Receivers 1979-85

**HOWARD, FRANK** (Alabama '31) - Line 1931-39

**JOHNSON, BOBBY** (Clemson '73) - Defensive Coordinator/Defensive Backs 1993.

**JOHNSON, ELLIS** (The Citadel '75) - Outside

Linebackers 1993-96; Defensive Line 1995; Co-Defensive Coordinator 1995; Defensive Coordinator 1996

**JONES, BOB** (Clemson '30) - Freshmen 1931-39; Offensive Ends/Defensive Ends 1940-65; Defensive Ends 1965-69

**JORDAN, WHITEY** (Clemson '59) - Freshmen 1959-64; Offensive Ends 1965-67; Offensive Coordinator 1968,69,93; Offensive Line 1970; Offensive Ends 1971,72

**KINES, JOE** (Jacksonville State '66) - Linebackers 1977,78

**KING, BUDDY** (Clemson '73) - Offensive Line 1976-1982

**KIRK, JERRY** (East Tennessee State '63) - Defensive Line 1977

**KOENNING, VIC** (Kansas State '83) - Defensive Coordinator/Defensive Backs 2005-08

**LAYCOCK, JIMMYE** (William & Mary '70) - Offensive Coordinator/Offensive Backs 1977-79

**LATINA, JOHN** (Virginia Tech '79) - Offensive Line 1993-98

**LONG, BOBBY** (Clemson '69) - Recruiting Coordinator 1968-70

**LOVETT, JOHN** (C.W. Post '73) - Defensive Coordinator/Defensive Backs 2002-04

**MacINTYRE, GEORGE** (Miami (Fla.) '61) - Defensive Backs 1970-72

**MAJOR, C.S.** (Auburn) - Line 1913

**MAXWELL, JOHN** (Clemson '04) - Backs 1904

**MAY, T.E.** - 1922-24

**MCCORVEY, WOODY** (Alabama State '72) - Tight Ends 1983-85; Wide Receivers 1986-89

**McFADDEN, BANKS** (Clemson '40) - Defensive Backs 1941,46-49; Freshmen 1950-54; Defensive Backs 1955-69

**McLELLAN, BILL** (Clemson '54) - Freshmen 1966-69

**MCLEOD, A.P.** (Furman) - Line 1927

**McMILLAN, GOAT** (Clemson '30) - Offensive Backs 1937-41,46-54; Freshmen 1955-64

**McWHORTER, MAC** (Georgia '73) - Offensive Tackles/Tight Ends 1996-98

**MOODY, DARRELL** (NC State '70) - Offensive Coordinator/Quarterbacks 1996

**MOORE, TOM** (The Citadel '67) - Junior Varsity 1971-75; Defensive Backs 1976; Receivers 1977,78; Graduate Assistant 1988

**MORRIS, CHAD** (Texas A&M '92) - Offensive Coordinator/Quarterbacks 2011-14

**MORRIS, W.C.** - 1916,19

**MOSS, C.S.** (Clemson) - Freshmen 1933

**MURRY, DON** (Arkansas A&M '66) - Offensive Coordinator/Quarterbacks 1974,75, Running Backs 1973-76

**NAPIER, BILLY** (Furman '03) - Tight Ends 2006; Tight Ends/Recruiting Coordinator 2007,08; Quarterbacks/Recruiting Coordinator 2008; Offensive Coordinator, Quarterbacks 2009,10

**NORMAN, ROCK** (Roanoke '15) - Freshmen 1940-42,46-54

**NORWOOD, GORDON** (Arkansas '69) - Freshmen 1970-72

**O'CAIN, MIKE** (Clemson '77) - Graduate Assistant 1977; Quarterbacks 2000-04; Offensive Coordinator 2004

**OLIVER, BILL** (Alabama '62) - Defensive Backs 1986-89; Defensive Coordinator 1989

**ORGEL, FRANK** (Georgia '61) - Defensive Line 1980

**OWEN, DUKE** (Georgetown '53) - Freshmen 1970; Offensive Line 1971-75

**PADGETT, FRANK** (Clemson '21) - Line 1926

**PATTON, BOB** (Clemson '53) - Freshmen 1966

**PEARMAN, DANNY** (Clemson '87) - Offensive Tackles & Tight Ends 2008; Assistant Head Coach/Offensive Tackles/Tight Ends 2009,10; Assistant Head Coach/Special Teams Coordinator/Tight Ends 2011-16

**PELL, CHARLEY** (Alabama '63) - Assistant Head Coach/Defensive Coordinator 1976

**POWELL, ANDRÉ** (Indiana '89) - Running Backs 2007-08; Running Backs/Special Teams Coordinator 2009,10

**RAMSEY, GEORGE** - Backs 1933,35

**REED, MIKE** (Boston College '94) - Defensive Backs 2013-16

**REEDY, CHUCK** (Appalachian State '71) - Offensive Backs 1978-89

**RICHARDS, CUL** - Line 1924,25

**RODRIGUEZ, RICH** (West Virginia '86) - Assistant Head Coach/Offensive Coordinator/Quarterbacks 1999,00

**ROGERS, TOM** (Duke) - Ends 1942

**RUMPH, CHRIS** (South Carolina '94) - Defensive Line 2006-10

**SATTERFIELD, STEVE** (South Carolina '60) - Freshmen 1971; Offensive Backs 1972,73

**SANDERS, RED** (Vanderbilt '26) - Backs 1928-30

**SCHILLETTER, WILLIAM A.** (Clemson '15) - Line 1915,19

**SCOTT, BRAD** (South Florida '79) - Assistant Head Coach/Tight Ends 1999-03; Assistant Head Coach/Offensive Coordinator 2000-03; Assistant Head Coach/Offensive Line 2004-06; Associate Head Coach/Offensive Line 2007-10

**SCOTT, JEFF** (Clemson '02) - Wide Receivers 2008, Recruiting Coordinator/Wide Receivers 2009-14; Co-Offensive Coordinator/Wide Receivers 2015,16

**SEGARS, KEN** (Clemson) - Freshmen 1939

**SHAW, ED** - Backs 1921

**SHIVELY, DOUG** (Kentucky '59) - Linebackers 1970-72

**SMITH, BOB** (Furman '34) - Defensive Line 1950-62; Defensive Coordinator/Defensive Line 1963-65, Defensive Coordinator/Linebackers 1966-69

**SMITH, THIELEN** (Louisiana State '77) - Defensive Line 1999-03; Whips/Rovers 2004

**SPENCE, ROB** (Iona '81) - Offensive Coordinator/Quarterbacks 2005-08

**STEELE, KEVIN** (Tennessee '81) - Defensive Coordinator/Linebackers 2009-11

**STEELMAN, HAROLD** (Arkansas '55) - Defensive Line 1973-76

**STOCKSTILL, RICK** (Florida State '82) - Quarterbacks 1989-93; Wide Receivers 1994-02; Passing Game Coordinator 1993; Co-Offensive Coordinator 1993-95; Recruiting Coordinator 1998-02

**STOKLEY, NELSON** (Louisiana State '68) - Quarterbacks 1980-85; Offensive Coordinator 1982-85

**STREETER, BRANDON** (Clemson '99) - Recruiting Coordinator/Quarterbacks 2015,16

**SWINGER, BILL** (SC State '65) - Freshmen 1973-75

**SWINNEY, DABO** (Alabama '93) - Wide Receivers 2003-06; Assistant Head Coach/Wide Receivers 2007,08

**TROTT, BOBBY** (North Carolina '76) - Defensive Coordinator 1990

**VAN DER HEYDEN, LARRY** (Iowa State '62) - Offensive Line 1979-92, Offensive Coordinator 1990-92

**VENABLES, BRENT** (Kansas State '92) - Defensive Coordinator/Linebackers 2012-16

**WADE, DON** (Clemson '52) - Freshmen 1953-58; Offensive Line 1959-67; Administrative Assistant 1983-88

**WALLER, CHARLEY** (Oglethorpe '42) - Offensive Backs 1957-65

**WARE, BILLY** (Clemson '70) - Defensive Backs 1978; Defensive Ends 1979; Administrative Assistant 1980

**WEST, RON** (Clemson '79) - Offensive Line 1999-03; Outside Linebackers 2004-08

**WEST, TOMMY** (Tennessee '75) - Defensive Ends 1982-89

**WHITE, W.P.** (Clemson '10) - Offensive 1910

**WHITT, RICK** (Catawba '76) - Defensive Backs 1980,81; Defensive Ends 1982,83

**WILD, ORMAND** (Clemson '54) - Freshmen 1965

**WILLIAMS, R.C.** - 1908

**WILSON, RICHARD** (Arkansas '81) - Wide Receivers 1990-92

**WISE, CARL** (King '37) - Offensive Backs 1955,56

**WRENN, CLYDE** (NC State '65) - Freshmen 1972; Recruiting Coordinator 1973-77, 1985-90

**YOUNG, THEO** (Arkansas '88) - Wide Receivers 1993

Note: Only includes coaches who served during the season.



ROBBIE CALDWELL

# LETTERMEN

Player	VL	Year(s)
Aaron, Jack	3	1961,62,63
Abdullah, Rahim	3	1996,97,98
* Abell, Frank	2	1931,32
Abney, Terrence	1	1992
Abrams, Jimmy	2	1966,67
Adams, Eddie	1	2008
* Adams, J.P.	3	1914,15,16
Abreu, Ed	1	1978
Adams, Dymon	1	1998
* Adams, Gaines	4	2003,04,05,06 <sup>cc</sup>
Adams, Keith	3	1998,99,00
Adams, Spencer	2	2009,10
Adams, Rod	1	1991
Addison, Jimmy	3	1965,66,67 <sup>cc</sup>
* Adkins, Gary	4	1976,77,78,79
Aiken, Martin	3	2013,14,15
Albergotti, Toby	1	2002
Alexander, Gary	3	1973,74,75
Alexander, Kevin	4	2006,07,08,09
Alexander, Mackensie	2	2014,15
Alford, Hugh	1	1945
* Alford, J.L.	1	1916
* Aliffi, Vic	2	1961,63
* Allen, Banks	2	1906,07
Allen, Dwayne	3	2009,10,11
Allen, Michael	4	1995,96,97,98
Allen, Terry	3	1987,88,89
Allen, Thad	4	1974,75,76,77
Alley, Kendall	3	1981,82,83
* Allison, J.W. (Switzer)	4	1917,18,19,20
Altman, Ed	2	1996,97
Ammons, Billy	3	1966,67,68 <sup>cc</sup>
<b>Anchrum, Tremayne</b>	<b>1</b>	<b>2016</b>
* Anderson, Ben	3	1970,71,72
Anderson, Jack	3	1968,69,70
* Anderson, Joe	3	1960,61,62
* Anderson, Randy	3	1985,86,87
Anderson, Sam	3	1958,59,60
Anderson, Tony	3	1970,71,72
Anderson, Willie	3	1972,73,74 <sup>cc</sup>
Andreas, Karl	3	1971,72,73
Andreo, Ron	3	1959,60,61 <sup>cc</sup>
Andrews, Daniel	4	2008,09,10,11
Ankuta, Neuf	2	1954,55
Anthony, Shaq	2	2012,13
Anthony, Stephone	4	2011,12,13,14 <sup>cc</sup>
Anthony, Vernie	2	1981,82
Ard, Wendall	2	1943,44
Ardley, Alex	3	1998,99,00
Ariri, Obed	4	1977,78,79,80
* Armstrong, F.E. (Boo)	3	1918,19,20 <sup>c</sup>
* Armstrong, Hoyt	1	1921
Armstrong, Junior	1	1930
Armstrong, Lon	3	1959,60,61
Arrington, Vandell	3	1981,82,83
* Arthur, Gary	3	1966,67,68
* Asbill, Henry	3	1927,28,29
Ashe, Terrance	4	2007,08,09,10
Austin, Cliff	4	1978,80,81,82
Austin, Javis	2	1997,98
* Austin, P.B. (Plowboy)	2	1925,26
Austin, Thomas	4	2006,07,08,09 <sup>cc</sup>
* Avery, Wingo	3	1953,54,55 <sup>cc</sup>

Player	VL	Year(s)
Baham, Curtis	3	2003,04,05
* Bailes, J.P.	3	1919,20,21
* Bailes, W.B.	1	1922
* Bailey, Bob	3	1936,37,38
Bailey, Greg	1	1987
Bailey, Matt	4	1998,99,00,01
Bailey, Rick	3	1982,83,84
Bak, Jeff	4	1985,86,87,88
Baker, Adrian	2	2014,15
Baker, Archie	3	1950,51,52
Baker, Bryan	1	2007
Baker, Carl	1	1996
Baker, Wayne	3	1969,70,71
Baldwin, Bob	1	1964
Baldwin, Mike	1	1974
Balles, Joe	2	1961,63
Banasiewicz, Brent	3	1995,96,98
* Banks, B.C. (Stumpy)	5	1915,16,17,18,19 <sup>c</sup>
Barbary, Bill	2	1955,57
Barber, Mike	4	1991,92,93,94
Barfield, Don	3	1964,65,66

Barnes, Daniel	1	2010
Barnes, Gary	3	1959,60,61
Barnes, Tavaris	4	2011,12,13,14
Barnette, Jimmy	2	1968,69
* Barnwell, T.G.	1	1902
Barry, Durrell	4	2006,07,08,09
Barter, Lynn	2	1971,72
* Bartlet, J.H.	1	1917
Bartley, Howard	3	1996,97,98
Barton, Paul	1	1994
Barton, Tom	3	1950,51,52
Basich, Rick	1	1980
Basileo, Derek	1	1997
* Bates, Joe A. (Warhorse)	3	1909,10,11
* Bates, J. Mc	1	1918
Battle, Isaiah	3	2012,13,14
Bauman, Charlie	4	1977,78,79,80
Beasley, David	4	2011,12,13,14
Beasley, Gene	4	1985,86,87,88
Beasley, Kenny	1	1985
Beasley, Vic	4	2011,12,13,14
Bell, Jimmy	3	1962,63,64 <sup>cc</sup>
Bell, Randy	1	1967
Bell, Larry	2	1969,70
Bell, Wayne	3	1964,65,66
Bell, William	1	1988
Bellamy, Mike	1	2011
* Bellows, C.A.	1	1900
Belton, Mitch	3	1988,89,90
Bench, Elmer	4	1994,95,96,97
Bengel, Gordy	3	1971,72,73
Benish, Dan	4	1979,80,81,82
Bennett, Charles	4	2002,03,04,05 <sup>cc</sup>
Bennett, Nathan	4	2003,04,05,06
Benton, Spencer	4	2009,10,11,12
Berlin, Steve	3	1983,84,85 <sup>cc</sup>
Berry, Mike	1	1989
* Berry, Joe (Net)	3	1934,35,36 <sup>c</sup>
Berryhill, Tony	3	1979,80,81
Bethea, Fitzhugh	1	1983
Bethea, Frank	3	1973,74,75
Bever, Joe	1	2002
Beville, Scott	3	1988,89,90
Bianchi, Jordan	1	2015
Billie, Tramaine	4	2003,04,05,07
* Bissell, Paul L.	3	1909,10,11 <sup>c</sup>
* Black, Carl	3	1936,38,39 <sup>cc</sup>
* Black, Manuel	3	1934,35,36 <sup>cc</sup>
Black, Nick	3	2000,01,02
Black, Tommy	1	1961
* Black, Wendall	3	1959,60,61
Blackwelder, Tim	1	1975
Blackwell, Joe	2	1963,64
* Blain, J.M.	1	1896
* Blakeney, Rock	1	1930
* Bialock, Joe	3	1939,40,41
Blanks, Travis	3	2012,13,15 <sup>cc</sup>
Blanton, Bo	2	1979,80
* Blease, J.W.	2	1898,00
* Blessing, Jim	2	1939,40
Blinsky, Nick	1	1993

Blunt, Rodney	4	1990,91,92,93
Bodine, Rob	3	1989,90,91 <sup>cc</sup>
Bodrick, Altroy	4	1998,99,00,02
Bolin, Doug	1	1991
Bollinger, Rich	1	1976
Bolubasz, John	3	1971,72,73
Boozer, Tom	3	1972,73,74
Bosler, Bob	3	1970,71,72
Bost, Ed	3	1959,60,61
Bostic, Jeff	3	1977,78,79
Bostic, Joe	4	1975,76,77,78
Boulware, Ben	4	2013,14,15,16 <sup>cc</sup>
Bounds, David	1	1981
Bowen, Joe	2	1953,55
Bowers, Da'Quan	3	2008,09,10
Bowick, Ray	1	1958
Bowlan, Roland	2	1973,74
Bowles, H. Julian	3	1923,24,25
Bowles, M.G. (Monk)	3	1929,30,31
Bowman, Nick	3	1979,80,81
Boyd, Tajh	4	2010,11,12,13 <sup>cc</sup>
Boyer, Shelton	3	1983,84,85
Boyette, Johnny	3	1962,64,65 <sup>cc</sup>
* Boykin, Bolivar	1	1909
* Box, Carlon	1	1984
Bradford, Eric	2	1995,96
* Bradley, L.T. (Prep)	1	1925
* Brady, Kevin	2	1984,85
Branch, Andre	4	2008,09,10,11 <sup>cc</sup>
* Brandon, T.B.	3	1914,15,16
Brantley, Craig	3	1973,74,75
Brantley, Derrick	2	2001,02
Branton, Joey	3	1965,66,67
Bratton, Bruce	4	1988,89,90,91
Bray, Cliff	3	1976,77,78
Breedlove, Billy	1	1956
* Breedon, Joe	1	1901
Breeland, Bashaud	3	2011,12,13
Brevard, Darrell	1	2013
Brewer, Xavier	4	2009,10,11,12 <sup>cc</sup>
Brewster, Doug	4	1987,88,89,90
Brice, Jaquarius	1	2016
Brice, Michael	1	1996
Brickley, Glenn	1	1985
Brisacher, Art	3	1971,72,73
Brisendine, Rod	1	1946
* Bristol, W.H.	3	1912,13,14
* Britt, Ben	3	1910,11,12 <sup>c</sup>
* Britt, D.C. (Toots)	2	1907,09
* Britt, S.L.	1	1910
Broadwater, Crosby	2	1986,87
Brodie, Bunny	2	1948,49
* Brock, W.T.	2	1896,97 <sup>c</sup>
Bromell, Lorenzo	2	1996,97
Brooks, Jonathan	4	1975,76,77,78
Brooks, Zac	3	2012,13,15
Broomfield, Donald	4	1995,96,97,98 <sup>cc</sup>
Brown, Beau	1	2015
Brown, Dave	1	1962
* Brown, Gary	4	1979,80,81,82
* Brown, H.W.	1	1916

Brown, Jaron	4	2009,10,11,12 <sup>cc</sup>
Brown, Jim	1	2015
Brown, Kantrell	4	2008,09,10,11
Brown, Ken	4	1980,81,83,84
Brown, Kourtnei	4	2007,08,10,11
Brown, Lester	4	1976,77,78,79
Brown, Lockie	1	1981
Brown, Marlon (Bubba)	4	1976,77,78,79 <sup>cc</sup>
Brown, Mike	3	1989,90,91
Brown, Norris	4	1989,90,91,92
Brown, Ray	4	1979,81,82,83
Brown, Ricky	3	1971,72,73
Brown, Roy	4	1980,81,82,83
* Brown, Tom I.	3	1933,34,35
* Browne, G.H. (Skeet)	1	1913
Browning, Kyle	3	2003,04,05
Browning, Sebo	1	1984
Brumley, Lacy	4	1974,75,76,77
* Brunson, Jack	3	1948,49,50
Brunson, Lawrence	2	1984,85
* Bruorton, H.B.	3	1954,55,56
<b>Bryant, Austin</b>	<b>2</b>	<b>2015,16</b>
<b>Bryant, Kelly</b>	<b>2</b>	<b>2015,16</b>
* Bryant, Bill	3	1935,36,37
Bryant, Dwayne	3	1990,91,92
Bryant, Jeff	4	1978,79,80,81
* Bryant, Joe	3	1950,51,52
Bryant, Martavis	3	2011,12,13
* Bryant, Shad	3	1937,38,39
Bryant, Terry	4	1997,98,99,00
Buchholz, Mark	2	2007,08
Buckner, Brentson	4	1990,91,92,93
Buckner, Mike	3	1971,72,73 <sup>cc</sup>
Buford, William	1	1992
Bukowsky, Dick	3	1969,70,71
Bullard, Wilbur	1	1983
Bulman, Matt	1	1994
Bundren, Jim	4	1994,95,96,97
Bunton, Donnie	3	1955,56,57
Bunton, Ted	3	1962,63,64 <sup>c</sup>
Burbick, Bruce	1	1967
Burgess, Robert	2	1973,74
Burgner, Grady	3	1967,68,69
Burley, Rion	1	1993
* Burnett, George	3	1966,67,68
Burnette, Derek	2	1992,93
Burnette, Kevin	1	2003
Burrell, T.J.	2	2013,14
* Burton, C.C.	2	1921,22
Burton, Dave	1	1965
Burton, Richard	1	1984
Buscher, L.E.	2	1934,36
Bush, Jack	3	1955,56,57
Bush, Jovon	4	1998,99,00,01
* Bussey, Charlie	3	1954,55,56 <sup>c</sup>
Bussie, Arthur	2	1990,91
Bustle, Rickey	3	1974,75,76
Butcher, Brian	3	1980,81,82
* Butler, Butch	4	1941,42,43,45
Butler, Crezdon	4	2006,07,08,09
Butler, Jerry	3	1976,77,78
Butler, Matt	4	1995,96,97,98
Butler, Richard	3	1982,83,84
Buttermore, Curt	3	1972,73,74
Butz, Sam	1	1945
* Byers, Monty	1	1942
Byers, Roderick	4	2012,13,14,15
* Byrd, Gary	3	1950,51,52
Byrd, Gary	4	1999,00,01,02

Player	VL	Year(s)
* Cagle, Bully	3	1940,41,42
Cagle, John	3	1966,67,68
Cagle, Mavis	4	1944,45,46,47
<b>Cain, Deon</b>	<b>2</b>	<b>2015,16</b>
Cain, Harold	3	1974,75,76
Cain, Jack	3	1978,79,80
Cain, Sammy	3	1967,68,69
Caldwell, Charlie	2	1969,70
Caldwell, Mark	1	1980
Calhoun, Darren	4	1990,91,92,93
Callahan, Sonny	1	1971
Callicutt, Ken	4	1973,74,75,77
Calvert, Forrest	2	1950,53
* Calvert, Jackie	3	1948,49,50
* Calvert, Jim	2	1949,50
Cameron, DeChane	3	1989,90,91 <sup>cc</sup>
* Camp, Bill	1	1904
Campbell, Blake	1	1988



STEPHONE ANTHONY



## LETTERMEN

Campbell, Jeremy	4	2006,07,08,09
Candler, Steedley	1	1967
* Cann, George	2	1920,21
Cannon, Brandon	3	2003,05,06
* Cannon, C.L.	1	1907
* Cannon, W.M.	1	1915
Caplan, Stu	2	1964,65
Capote, Christian	3	2005,06,07
Caputo, Paul	3	1990,91,92
Carey, Chris	1	2006
Carothers, Rocky	3	1948,49,50
Carr, Brian	1	2003
Carr, Michael	1	1989
Carson, Chad	4	1998,99,00 <sup>cc</sup> ,01 <sup>cc</sup>
* Carson, Gene	2	1948,49
* Carson, Jules L. (Doc)	4	1910,11,12,13
Carson, Lynn	2	1973,75
Carswell, Robert	4	1997,98,99,00
Carter, Andre	4	1993,94,95,96
* Carter, Bert	1	1906
Carter, Henry	4	1984,86,87,88
Carter, Oscar	2	1969,70
<b>Carter, Ryan</b>	<b>3</b>	<b>2014,15,16</b>
Case, Johnny	3	1961,62,63
Cassady, Sonny	3	1968,69,70
Cassidy, Richard	1	1992
Catanzaro, Chandler	4	2010,11,12,13
* Cathcart, Joe	1	1933
Catoo, Jimmy	3	1966,67,68 <sup>c</sup>
Cable, Charlie	1	1969
* Caughman, F. Porter	1	1907
* Caughman, Kenny	3	1911,12,13
<b>Cervenka, Gage</b>	<b>1</b>	<b>2016</b>
Chamberlain, Force	3	1970,71,72
Chambers, Sadat	4	2006,07,08,09
Chancellor, Chris	4	2006,07,08,09 <sup>cc</sup>
Chancellor, Demerick	1	2006
Chandler, Tommy	1	1949
Charpia, Bo	1	2001
Charpia, Ryan	2	2003,04
Charpia, Rusty	3	1986,87,88
Chappelear, Glenn	1	1984
Chappell, Henry	1	1943
Chappell, James	3	1995,96,97
* Charleston, Pat	3	1983,84,85
Chason, Cole	4	2003,04,05,06
Chatlin, Rabbit	3	1957,58,59
Chavis, Miguel	4	2007,08,09,10
Chavous, Raymond	4	1985,86,87,88
Cheatham, Andy	3	1982,83,84
Cheek, Randy	2	1980,81
Chester, Jermyn	3	2000,01,02
Childers, Stan	1	1971
Childers, Tim	3	1981,82,83
Childers, Tracy	2	1962,63 <sup>c</sup>
Childers, Wilson	3	1965,66,67
Childress, Gary	4	1997,98,99,00
* Childress, John	3	1948,49,50
Childress, O.J.	4	1995,96,97,98
Chiple, Bill	2	1940,41
<b>Choice, Adam</b>	<b>2</b>	<b>2014,16</b>
* Chovan, Phil	1	1938
* Chreitzberg, C.K.	1	1898
* Chreitzberg, A.M.	1	1896
Christian, Quandon	4	2010,11,12,13 <sup>cc</sup>
Chuy, Don	2	1961,62
Ciniero, Geoff	2	1985,86
Ciurciu, Vince	2	1998,99
Clamp, John	1	1991
* Clanton, Ray	4	1945,46,47,48
* Clardy, Warren	1	1904
Clark, Brian	3	1979,80,81
* Clark, Chip	3	1942,45,46 <sup>c</sup>
Clark, Donnell	4	2003,04,05,06
Clark, Dwight	4	1975,76,77,78
* Clark, W.C.	2	1906,07
Clay, Antonio	3	2005,06,07
Clayton, David	1	1984
Clear, Brandon	3	2008,09,10
Clear, Byron	2	2008,09
Clemons, Chris	4	2005,06,07,08
Cleveland, Olin	2	1945,46
Clifford, Chris	2	1975,76
Clifford, Mark	1	1979
* Cline, Doug	3	1957,58,59
Cloy, Mason	4	2008,09,10,11
Cobb, Joe	1	1989
Cobb, Maret	3	1972,73,74
* Cochran, J.T. (Boots)	3	1908,09,10
Cockerill, William	1	2015

Cockfield, Barry	1	1966
Coffey, Bob	2	1974,75
* Cogburn, H.L.	1	1903
* Colbert, W.C. (Pinky)	3	1919,20,21
Coleman, Bob	3	1959,60,61
* Coleman, Dan	3	1937,38,40
Coleman, Duane	4	2003,04,05,06
Coleman, Eric	4	2001,02,03,04 <sup>cc</sup>
Coleman, Jim	3	1954,55,56
* Coles, Marion (Pony)	3	1910,11,12
* Coles, Stick	3	1906,07,08 <sup>c</sup>
Coley, James	4	1985,86,87,88
Collins, Jason	3	1994,95,97
* Collins, Joe	1	1928
Collins, Michael	2	2003,04
Compton, Gary	2	1958,59
Cone, Fred	3	1948,49,50 <sup>c</sup>
* Connelly, Bill	2	1909,10
Conner, Kavell	4	2006,07,08,09 <sup>cc</sup>
* Cook, Pete	3	1950,51,52
* Cooper, Gary	4	1986,87,88,89
Cooper, Jay	3	1964,65,66
Cooper, Richard	2	1963,64
Cooper, Sam	4	2011,12,13,14 <sup>cc</sup>
Cooper, Scotty	3	2007,08,09
Cordileone, Lou	3	1957,58,59
* Cornell, Mike	3	1973,74,75
<b>Cote, Kyle</b>	<b>1</b>	<b>2016</b>
Coursey, Tom	1	1949
* Cox, Carol	4	1945,47,48,49
* Cox, Cary	2	1946,47 <sup>c</sup>
Cox, Ed	1	1949
* Cox, Jack	2	1948,49
* Cox, M.E.	2	1914,15
* Cox Jr., Walter	2	1938,39
Cox, Walter III	3	1961,62,63
* Cox, Wyatt	2	1957,58
Craig, Arthur	3	1965,55,67
Craig, Bob	3	1966,68,69
Craig, Joe	1	2011
* Craig, Johnson	2	1931,32
* Craig, Marion (Hawk)	3	1940,41,42 <sup>2cc</sup>
Crain, Pat	3	1962,63,64
Crain, Willis	1	1954
Crawford, Barclay	3	1950,51,52
Crawford, Corey	4	2011,12,13,14
Crawford, Craig	2	1983,84
Crawford, Eddie	1	1974
Creed, Steve	1	2003
Crite, Brendon	3	1980,81,82
Crolley, Ronnie	3	1959,60,61
Crooks, Kenya	3	1994,95,96
Cropp, Willie	2	1966,68
Crosby, Roscoe	1	2001
Cross, Marvin	3	1992,93,94
* Crout, Sammy	2	1958,59
<b>Crowder, Tyrone</b>	<b>3</b>	<b>2014,15,16</b>
* Croxton, Bill	3	1933,34,35
Cruce, Jeff	2	1983,84
Crutchfield, Darrel	4	1997,98,99,00
* Cumbie, Alton	2	1944,45
Cumbie, Jamie	3	2006,07,09
Cunningham, Bennie	3	1973,74,75 <sup>cc</sup>
Cunningham, James	1	1975
* Cummings, Pony	3	1932,33,34
Currie, Airese	4	2001,02,03,04 <sup>cc</sup>
Currie, Rudy	3	1995,96,97
Curry, Carlos	4	1992,93,94,95
Curtis, Ralph	1	1946
Curtis, Rodney	1	1985
* Cuttino, H.B. (Hop)	2	1925,26
Cyrgalis, Pat	1	1999

Player	VL	Year(s)
Daigneault, Doug	2	1958,59
* Dailey, B.T.	1	1915
Daniel, Ralph	3	1969,70,71
Danforth, Kenny	3	1983,84,85
Dantzler, Ellis	3	1963,64,65
Dantzler, Woodrow	4	1998,99,00,01 <sup>cc</sup>
Davidson, C.J.	3	2013,14,15
* Davidson, L.S.	2	1925,26
Davis, Billy	4	1980,81,82,83
Davis, Chip	4	1986,87,88,89
Davis, Cortez	1	2012
Davis, David	4	1988,89,90,91
Davis, Dexter	3	1988,89,90
* Davis, Fotsie	3	1930,31,32
* Davis, Guy	3	1926,27,28



Davis, Hal	3	1962,63,64
Davis, Heide	3	1970,71,72
<b>Davis, J.D.</b>	<b>2</b>	<b>2015,16</b>
Davis, James	4	2005,06,07,08 <sup>cc</sup>
Davis, Jason	4	1990,91,92,93
Davis, Jeff	4	1978,79,80,81 <sup>cc</sup>
Davis, Jerry	2	1972,73
Davis, Jud	4	1944,45,47,48
<b>Davis, Judah</b>	<b>2</b>	<b>2015,16</b>
Davis, Kalon	4	2011,12,13,14
Davis, Orlando	1	1995
* Davis, St. Clair	1	1928
Davis, Ty	3	1982,83,84
Davison, Kyle	1	2008
Dawkins, Brian	4	1992,93,94,95
Dawson, Eric	1	1985
Day, Dean	1	1981
Dean, Jad	4	2003,04,05,06
* Deanhardt, Luke	4	1946,47,48,49
Deanhardt Jr., Luke	1	1971
DeBardelaben, Bob	2	1958,59
DeBeer, Tim	4	2003,04,05,06
Decock, Bruce	3	1971,72,73
* DeCosta, E.J. (Beef)	2	1901,02
* Deitz, Frank	2	1939,40
* DeLoach, Billy	1	1949
Deluiliis, Frank	4	1985,86,87,88
Delusme, Ronny	3	2001,02,03
Demaras, Steven	1	2011
Demery, Pete	1	1981
Demps, Reggie	2	1989,90
DePew, Bill	2	1968,69
DePrimo, Nick	1	2003
* Derrick, O.L. (Puss)	3	1903,05 <sup>c</sup> ,06
Derriso, Steve	4	1990,91,92,93
DeSimone, Dick	3	1954,56,57
DeStefano, Patrick	1	2013
DeSue, Tony	4	1993,94,95,96
Devane, William	4	1980,81,82,83
Dial, Alex	1	1992
* Dickson, Laury	1	1905
Dieckmann, Phillip	1	2004
Diehl, Chad	4	2008,09,10,11 <sup>cc</sup>
Diggs, Bubba	4	1978,79,81,82
* Dillard, Bill	3	1932,33,34
DiMucci, Dan	3	1949,50,51
Dingle, Adrian	4	1995,96,97,98
Diomande, Andrew	1	2006
Dixon, Bruce	1	1989
Dixon, Terrance	1	1992
Dodd, Kevin	3	2012,14,15
Dolce, Chris	2	1978,79
Donaldson, Richard	3	1982,83,84
Dorn, Jim	3	1969,70,71
* Dotterer, E.G. (Gilly)	2	1922,23
Dotherow, Fudge	1	1962
* Douthit, Claude (Pug)	4	1898,99,00,01 <sup>c</sup>
Downer, Cole	2	2004,05
Downs, Anthony	2	1994,95
* Dozier, Ted	3	1931,32,33

Drag, Mark	4	1985,86,87,88
Driver, Stacey	4	1982,83,84,85
* Duckett, Graves	1	1916
* Duckworth, Joe	3	1898,99,00
Ducworth, C.H.	1	1974
Ducworth, George	3	1968,69,70
Ducworth, Ronnie	3	1966,67,68 <sup>cc</sup>
Ducworth, Thomas	1	1973
Dukes, Marion	4	2003,04,05,06
* Dukes, Mike	3	1956,57,58
Duley, Tom	1	1965
Dumas, Charlie	3	1962,63,64
Duncan, John	1	1984
Dunhan, David	4	2002,03,04,05
* Dunlap, Tom	2	1919,20
Dunn, Adrien	3	2014,15,16
Dunn, K.D.	4	1981,82,83,84
Dunnican, Kelton	3	1994,95,96
* Durham, Steve	4	1977,78,79,80
Dye, Tyshon	3	2014,15,16
Dye, Xavier	4	2007,08,09,10
Dyer, Clint	3	1945,46,48
* Dyess, Jimmie	1	1929

Player	VL	Year(s)
Earle, James	4	1984,85,86,87
* Earle, J.C.	1	1900
Early, John	1	2008
Eason, Nick	4	1999,00,01,02 <sup>cc</sup>
Easton, Lance	2	1991,92
Eaves, Robin	1	1990
Eberhart, Terry	1	1958
Edwards, Antwan	4	1995,96,97,98
<b>Edmond, Marcus</b>	<b>2</b>	<b>2015,16</b>
Eidson, Wesley	2	1967,68
Eley, Thomas	1	1975
Ellenburg, Charlie	2	1966,67
Ellington, Andre	4	2009,10,11,12 <sup>cc</sup>
Elliott, Tony	4	2000,01,02,03 <sup>cc</sup>
Ellis, David	2	1999,00
Ellis, Joe	3	1981,83,84
Ellis, Wesley	3	1996,97,98
* Ellison, Gill	2	1904,05
Elvington, B.B.	3	1968,69,70 <sup>cc</sup>
* Emanuel, Emmett	3	1920,21,22 <sup>c</sup>
* Emerson, Jack	1	1947
Engel, Karl	1	1962
English, Tom	1	1968
Enzor, Scott	2	1985,86
Eppes, Roy	2	1976,77
Eppley, Mike	3	1982,83,84 <sup>cc</sup>
* Epps, M.H. (Pepper)	1	1910
Esgro, Greg	1	1984
* Eskew, H.L. (Bud)	3	1925,26,27 <sup>c</sup>
Estes, David	2	2015,16
Ethridge, Brooks	1	1970
Ethridge, Don	3	1969,70,71
Etta-Tawo, Etta	1	2006
Evans, Charlie	1	1962



## LETTERMEN

Evans, David	3	1997,98,99
Evans, Leomont	4	1992,93,94,95
Eyler, Rick	2	1968,70
* Ezell, J.F. (Sam)	2	1909,10
* Ezell, R.B. (Doc)	1	1912

## F

Player	VL	Year(s)
Fabers, Leon	2	1972,73
Facciolo, Mike	3	1964,65,66 <sup>c</sup>
Faerber, Nelson	3	2006,07,08
Fajenbaum, Phillip	4	2010,11,12,13
<b>Falcinelli, Justin</b>	<b>2</b>	<b>2015,16</b>
Farnham, Dave	3	1969,70,71
Farr, James	4	1980,81,82,83 <sup>cc</sup>
Feaster, Rodney	4	1999,00,01,02
<b>Feaster, Tavien</b>	<b>1</b>	<b>2016</b>
Fellers, Mark	3	1972,73,74 <sup>cc</sup>
* Fellers, Stan	3	1932,33,34
<b>Ferrell, Celin</b>	<b>1</b>	<b>2016</b>
Few, Bill	3	1955,56,57
* Fewell, J.A. (Jake)	2	1924,25
Fewster, Butch	3	1990,91,92
<b>Fields, Mark</b>	<b>2</b>	<b>2015,16</b>
Fields, Stacy	4	1987,88,89,90 <sup>cc</sup>
* Finklea, Gary	3	1923,24,25 <sup>c</sup>
* Finley, States Right G.	2	1916,17
Fisher, Brad	3	1979,80,81
Fitzpatrick, Pat	1	1978
Flagler, Terrence	4	1982,84,85,86 <sup>cc</sup>
* Flathman, Gene	1	1936
* Fleming, F	2	1907,08
* Fleming, J.M. (Fatty)	1	1925
* Fleming, Vic	2	1930,31
* Fleming, W.H.	2	1929,30
Flesch, Jeb	4	1988,89,90,91
Fletcher, Rodney	2	1988,89
Flowers, Bradley	1	2007
Flowers, Kenny	4	1983,84,85,86
* Floyd, George	2	1939,40
* Floyd, Joe	1	1993
Fogle, Lou	3	1961,62,63
* Folger, Mac	3	1934,35,36
Forbush, Matt	1	2005
Forbush, Wes	1	2013
Ford, Andy	4	1993,94,95,96
Ford, Brandon	4	2009,10,11,12
Ford, Jacoby	4	2006,07,08,09
Ford, Peter	4	1993,94,95,96
* Fordham, Red	2	1930,31 <sup>c</sup>
Forney, Warren	4	1991,92,94,95
Foster, Jon	1	1988
* Forsythe, J.A. (PeeWee)	3	1901,02,03
* Forsythe, W.C.	4	1898,99,00,01
Fortner, Jeff	2	1991,92
Fountain, Maurice	4	2001,02,03,04
Fox, Angelo	2	1987,88
Fox, DoMarco	4	1996,97,98,99
Francis, Touré	3	2000,01,03
Franklin, Chris	2	1993,94
* Franklin, Harry	2	1941,42
Freeman, Dalton	4	2009,10,11,12 <sup>cc</sup>
* Freeman, Eddis	4	1943,44,45,46
* Frew, W.L. (Red)	1	1918
Frierson, Bob	1	1982
* Fritts, George	3	1939,40,41
Fruhmorgen, Jake	2	2015,16
Fry, Dustin	4	2003,04,05,06
Fry, Roman	4	2003,04,05,06
Fudge, Jamaal	4	2002,03,04,05 <sup>cc</sup>
<b>Fuller, C.J.</b>	<b>2</b>	<b>2015,16</b>
Fuller, Steve	4	1975,76,77 <sup>cc</sup> ,78 <sup>cc</sup>
Fulmer, John	3	1967,68,69
Fulmer, Zach	1	2013
Funderburk, Mike	1	1968
Furr, Stephen	3	2002,04,05
* Furtick, Fritz	4	1903,04,05,06 <sup>c</sup>

## G

Player	VL	Year(s)
Gabriel, Elsmore	2	2006,07
Gaddis, C.J.	3	2004,05,06
* Gage, Bobby	4	1945,46,47,48
Gaillard, Jerry	4	1978,79,80,81
* Gainer, Chick	4	1943,46,47,48
Gaither, Darius	1	2007
Gallman, Wayne	3	2014,15,16
Galloway, G.G.	4	1972,73,74,75
Galuska, Pete	3	1969,70,71
Gamble, Jason	2	1997,98

* Gandy, A.P. (Hop)	4	1909,11,12,13 <sup>c</sup>
* Gantt, W.A.	1	1905
* Gantt, Jonnie	1	1902
Gardner, Joel	2	2000,01
Gardner, Rod	4	1997,98,99,00 <sup>cc</sup>
Gardocki, Chris	3	1988,89,90
Garick, Richard	3	1966,67,68
* Garrison, Bill	2	1902,03
* Garrison, C.C.	1	1923
Garrison, Gene	1	1953
* Gaskin, Dreher	3	1950,51,53 <sup>cc</sup>
Gasque, Mike	2	1980,81
* Gassaway, Jim	2	1928,29
* Gaston, Clark	3	1961,62,63
* Gaston, R.T.	3	1905,06,07
Geathers, Eddie	3	1978,79,80
* Gee, C.F. (Little Mutt)	3	1912,13,14
* Gee, J.G. (Mutt)	4	1914,15,16,17
Gehret, Guy	3	1972,73,74
Gemas, Kevin	2	1983,84
Gennerich, Gary	3	1970,71,72
* Gentry, Charlie	3	1896,97,98
* Gentry, Frank	3	1950,51,52
Geohaghan, Ronald	1	2013
* George, A.P.	2	1899,00
* George, Buck	4	1951,52,53,54 <sup>cc</sup>
Gerald, Henry	1	1965
Gerrald, Steve	1	1988
Geter, Eric	4	1989,90,91,92
* Gettys, E.F. (Red)	4	1918,19,20,21
Gibbs, Steve	4	1974,76,77,78
Gibson, Cameron	1	1988
Gibson, Ford	2	1972,75
Gibson, Jefferie	1	2015
Gibson, Tyrone	3	1989,91,92
<b>Giella, Zach</b>	<b>1</b>	<b>2016</b>
Gilchrist, Marcus	4	2007,08,09,10 <sup>cc</sup>
Gillespie, Bill	1	1943
* Gillespie, Dick	2	1948,50
Gillespie, Frank	3	1946,47,48
Gillespie, Nathan	3	2000,01,02
Gilliam, Sergio	4	2003,04,05,06
* Gilmer, Grover G.	4	1917,19,20,21
* Gilmer, Frank	3	1908,09,10
Gilstrap, Clay	2	1986,87
Gilstrap, Earl	2	1970,71
Gilstrap, Rick	3	1969,70,71
Glaze, Coleman	3	1960,61,62
Glenn, Ed	2	1993,94
Glenn, Joe	4	1979,80,81,82
Gobble, Robert	1	1958
Godfrey, Steve	2	1976,77 <sup>cc</sup>
Goehring, Jim	2	1976,77
Goff, Johnnie Mac	1	1968
Goggins, Harold	4	1975,76,77,78
* Goins, Gus	3	1936,37,38
Goldberg, Bob	2	1977,78
Goode, Alex	1	2014
Goodine, Duane	1	2000
* Gooding, R.F. (Fatty)	1	1904
Goodloe, John	1	1977
Goodman, Malliciah	4	2009,10,11,12
Goodnature, Brennan	1	2015
Goodson, B.J.	4	2012,13,14,15 <sup>cc</sup>
Goodson, Robert	1	1996
Goudelock, David	2	1990,91
Gordon, Chuck	1	1976
Gore, Buddy	3	1966,67,68
Gore, Joe	4	2012,13,14,15
Goss, Dennis	2	1971,72
Graham, Bernie	2	1950,51
* Graham, George	1	1944
Granger, Ty	4	1985,86,87,88
Grant, Jamarcus	3	2006,07,08,09
Grant, Kelvin	2	2003,04
Gravelly, Mike	1	1974
* Gray, Bill	1	1911
Gray, Ricky	1	1980
Grdijan, John	3	1955,56,57 <sup>cc</sup>
* Green, Harry	2	1901,02
Green, Mervin	1	1988
Green, Noah	1	2016
Green, T.J.	3	2013,14,15
Green, Zach	2	2004,06
Greenawalt, Stan	1	1973
Greene, Adrian	2	1996,97
Greene, Earle	2	1955,56
Greene, Gerry	1	1991
* Greene, Johnny	1	1955
Greene, Nealon	4	1994,95,96,97


<b>Greenlee, D.J.</b>	<b>2</b>	<b>2015,16</b>
* Gresham, Metz	1	1929
* Gressette, Larry	3	1951,52,53
Gressette, Nathan	3	1951,52,53 <sup>cc</sup>
Grier, Marrio	2	1992,93
Griffin, Steve	4	1982,84,85,86
Griffith, Frank	2	1954,55
* Grigsby, Billy Luke	3	1948,49,50
Grimes, Tyler	3	1986,87,88
Grisham, Tyler	4	2005,06,07,08 <sup>cc</sup>
* Groover, Cory	2	2004,05
Gue, Tommy	3	1959,60,61
Guess, Henry	4	1992,93,94,95
Guillermo, Jay	4	2013,14,15,16 <sup>cc</sup>
* Gunnells, Bill	2	1928,29
Gunnells, Dan	3	1965,66,67
* Guy, Ruben	1	1932

## H

Player	VL	Year(s)
Haddock, Lee	2	1970,71
Hafley, Charles	4	1998,99,00,01 <sup>cc</sup>
Hagen, Arthur	1	1944
Haglan, J.D.	3	1976,77,78
* Hair, Billy	3	1950,51,52 <sup>cc</sup>
* Hair, J.C.	3	1924,26,27
Hairston, Chris	4	2007,08,09,10 <sup>cc</sup>
Hall, Ben	4	2001,02,03,04
* Hall, Bill	3	1938,39,40 <sup>cc</sup>
Hall, Deltton	4	1983,84,85,86
Hall, Hollis	3	1979,80,81
Hall, Howard	4	1989,90,91,92
Hall, Lamont	4	1994,95,96,97
Hall, Les	4	1989,90,91,92
Hall, Quintin	1	2015
Hall, Rashard	4	2009,10,11,12 <sup>cc</sup>
* Hall, R.M. (Fatty)	3	1926,27,28
Hall, Wade	2	1960,63
* Hamer, Ray	3	1939,40,41
Hamilton, Derrick	3	2001,02,03
* Hamilton, R.G.	1	1896 <sup>c</sup>
Hamlin, Michael	4	2005,06,07 <sup>cc</sup> ,08 <sup>cc</sup>
* Hammett, L.O.	1	1918
Hammond, Brian	1	1985
Hammond, Vance	4	1987,88,89,90 <sup>cc</sup>
Hamrick, Tucker	1	1999
* Hane, J.K.	3	1924,25,28
Haney, Don	1	1993
Hankins, Kelvin	3	1989,90,91
Hankinson, Crimmins	2	1953,54
* Hankle, Witt H.	3	1908,09,10 <sup>c</sup>
Hansford, Ogden	3	1974,75,78
* Hanvey, Ernest	1	1913
* Hanvey, George	2	1897,98
* Hanvey, Jock T.	4	1896,97,02,03
* Hardin, L.G.	1	1916
Harman, Dean	1	1991
Harmon, Eric	4	1987,88,89,90
* Harmon, H.M. (Duck)	3	1914,15,16
* Harmon, S.E. (Pat)	3	1922,23,24
Harper, Charles	1	2002

Harper, Cullen	3	2006,07 <sup>cc</sup> ,08 <sup>cc</sup>
Harper, J.C.	4	1985,86,87,88
Harper, Jamie	3	2008,09,10
Harps, Wayne	4	1986,87,88,89
Harrell, Cliff	4	2002,03,04,05
Harrell, Ricky	3	1970,71,72
* Harris, H.S. (Lazy Bill)	3	1914,15,16
Harris, John	3	1990,91,92
* Harris, L.D.	1	1919
Harris, La'Donte	4	2004,05,06,07
Harris, Reggie	3	1986,87,88
Harris, Rudy	3	1990,91,92
Harrison, Will	1	2011
Hart, Chris	1	1989
* Hart, Willard L. (Bub)	2	1916,17
* Harvey, B.C. (Chubby)	2	1925,26 <sup>c</sup>
* Harvey, Randy	2	1967,68
* Harvey, S.A. (Speck)	1	1922
Harvey, Travis	2	1993,95
* Harvin, Lionell	3	1929,30,31
* Harvley, Clyde	1	1931
Haselden, David	1	2002
Hatcher, Dale	4	1981,82,83,84
Hatcher, Jesse	2	1987,88
Hauser, Tad	1	1980
Hausgen, Ed	4	1992,93,94,95
* Hayden, C.J.	1	1911
Hayes, Rudy	3	1956,57,58 <sup>cc</sup>
Haynes, Joey	1	1987
Haynes, Norman	3	1985,86,87
Headen, Andy	4	1979,80,81,82
<b>Hearn, Taylor</b>	<b>2</b>	<b>2015,16</b>
Hecht, Bill	3	1963,64,65 <sup>cc</sup>
* Heffner, L.B.	1	1920
Hefner, Larry	3	1969,70,71 <sup>cc</sup>
Heilig, Don	1	1959
* Heinemann, John	3	1931,32,33 <sup>c</sup>
Hemby, Ryan	2	2001,02
Hemphill, James	1	1993
* Hendee, H.M. (Tick)	2	1925,26
Henderson, Brock	1	2010
Henderson, Jerome	4	1987,88,89,90
Henderson, Joe	3	1987,88,89
* Hendley, Dick	4	1946,48,49,50
Hendley, Richard	3	1980,81,82
* Hendricks, L.L.	2	1896,97
Heniford, Mark	4	1974,75,76,77
Heniford, Todd	1	1984
* Henley, Cliff	2	1934,35
Henry, Dale	3	1969,70,71
Henry, William	3	2001,02,03
* Herlong, Doug	2	1948,51
* Herlong, Henry	1	1930
Herrin, Deke	1	1998
Hewitt, Andre	1	1993
Hicks, Harry	1	1954
Hicks, Ken	1	1972
Hill, Brian	1	2008
Hill, Jerome	2	1974,75
Hill, Leroy	4	2001,02,03,04 <sup>cc</sup>
Hill, Tye	4	2002,03,04,05

MARK HENIFORD



## LETTERMEN



JADAR JOHNSON

* Hilderbrand, Noltan	1	1953
* Hinson, Randy	3	1933,34,35
Hinton, Marcus	4	1992,93,94,95
* Holland, Joe	1	1904 <sup>c</sup>
Holland, Lawson	1	1974
Holloman, Duke	2	1983,84
Holloman, Jason	4	1997,98,99,00
* Holohan, R.F. (Butch)	4	1921,22,23 <sup>c</sup> ,24
Homonoff, Edward	2	1973,74
Hood, Greg	2	1992,93
Hook, Charlie	3	1965,66,68
* Hook, Fred	2	1931,32
Hooper, Ricardo	3	1986,87,88
Hope, Leon	3	1973,74,75
Hopkins, DeAndre	3	2010,11,12
Hopkins, Stan	2	1971,72
Hopper, Germone	3	2013,14,15
Horne, Charlie	3	1956,57,58
Horne, Tony	4	1994,95,96,97
* Horton, Tate	3	1933,34,35
Hostetler, Hoss	3	1964,66,67
Hough, James	1	1945
Houskin, Marcus	2	2000,01
Howard, D.J.	4	2011,12,13,14
Howard, Jimmy	3	1961,62,63
Howard, J.J.	4	2000,01,02,03
Howell, Trey	1	1988
Hubert, Pooley	2	1950,53
Hudson, Alex	3	1980,82,83
Hudson, Bill	3	1954,55,56
Hudson, Billy	3	1976,77,78
Hudson, Bob	4	1947,48,49,50
<b>Huegel, Greg</b>	<b>2</b>	<b>2015,16</b>
Huey, Terrance	1	2001
* Hudson, J.C.	3	1950,51,52
<b>Huggins, Albert</b>	<b>2</b>	<b>2015,16</b>
Hughes, Wade	2	1971,72 <sup>cc</sup>
Hulsey, Corey	3	1996,97,98
Humphrey, Andre	4	1992,93,94,95
Humphries, Adam	4	2011,12,13,14 <sup>cc</sup>
Humphries, Barry	3	2006,07,08
Hunt, Aaron	4	2000,01,02,03
Hunt, Revonne	1	1951
* Hunter, Bill	3	1942,46,47
Hunter, Brian	1	1992
Hunter, Hamp	3	1953,54,55
* Hunter, N.M. (Buster)	3	1899,00,01
Hunter, Stanley	1	2008
Hunter, Thomas	4	2003,04,05,06
Huntley, Chuck	2	1970,73
Hutchins, Roger	2	1991,92
Hutchinson, Bobby	3	2006,07,08
<b>Hyatt, Mitch</b>	<b>2</b>	<b>2015,16</b>
* Hydrick, Onan	2	1908,09
Hynes, Dave	3	1960,61,62 <sup>c</sup>

I		
Player	VL	Year(s)
Igwebuike, Donald	4	1981,82,83,84
* Inabinet, B.C.	3	1953,54,55
* Inabinet, Clarence J.	3	1933,34,35

Inge, Mark	3	1986,87,88
Ingle, Reid	3	1982,83,84
Ingram, Keith	1	1987
Inman, Don	1	1984
Isaacs, Mike	3	1983,84,85

J		
Player	VL	Year(s)
Jackson, Jack	1	1969
Jackson, Jackie Lee	3	1966,67,68
Jackson, Jacky	3	1965,66,67
Jackson, Kenzil	4	1989,90,91,92
Jackson, Kit	3	1965,66,67
* Jackson, M.E.	1	1921
Jackson, Rashaad	4	2005,06,07,08
Jackson, Richard	2	2009,10
* Jackson, Robert	3	1993,94,95
* Jackson, Scott	3	1952,53,54 <sup>cc</sup>
Jackson, Steven	3	2003,04,05 <sup>cc</sup>
* Jackson, S.L. (Stonewall)	3	1922,23,24
* Jackson, Wister	2	1938,39
James, Charlie	2	1988,89
James, Freddie	3	1998,99,00
* James, M.B. (Jimmy)	4	1911,12,13,14
* Jameson, Hugh	3	1939,40,41
Jamison, Brandon	1	2002
Jamison, Vontrell	2	2003,04
Jansen, John	3	1984,85,86
Jarrett, Grady	4	2011,12,13,14 <sup>cc</sup>
Jasmin, Chad	4	2000,01,02,03
Jaynes, Danny	2	1976,77
Jehlen, George	3	1974,75,76
Jenkins, Corbin	2	2013,14
Jenkins, James	1	1994
Jenkins, Jarvis	4	2007,08,09,10 <sup>cc</sup>
Jenkins, Martin	4	2010,11,13,14
Jenkins, Marvis	1	2001
* Jenkins, Ralph	4	1943,44 <sup>c</sup> ,45 <sup>c</sup> ,46 <sup>cc</sup>
* Jennings, A.T.	1	1914
Jennings, Keith	4	1985,86,87,88
* Jeter, J.P.	1	1913
Jetton, Neal	3	1973,74,75 <sup>cc</sup>
Jewell, Donnie	1	1993
Johnson, A.J.	2	1984,85
Johnson, Bashon	1	1996
Johnson, Bobby	3	1970,71,72
Johnson, Cedric	4	2001,02,03,04
<b>Johnson, Denzel</b>	<b>1</b>	<b>2016</b>
Johnson, Jadar	4	2013,14,15,16 <sup>cc</sup>
Johnson, John	4	1987,88,89,90
Johnson, Kevin	2	2000,01
Johnson, Kyle	2	2008,09
Johnson, Ricky	3	1963,64,65
<b>Johnson, Sterling</b>	<b>1</b>	<b>2016</b>
Johnson, Tracy	4	1985,86,87,88
Jolley, Mike	2	1985,86
Jolley, Bobby	1	1951
Jolly, Terry	4	1997,98,99,00
* Jones, Bob	3	1928,29,30
Jones, Bob	2	1972,73
Jones, Chris	4	1995,96,97,98

Jones, C.J.	1	2013
Jones, Jimmy	1	1949
Jones, Kellen	2	2013,14
Jones, Marquan	4	2008,09,10,11 <sup>cc</sup>
Jones, Tim	4	1991,92,93,94 <sup>cc</sup>
Jordan, Homer	3	1980,81,82 <sup>cc</sup>
* Jordan, Leonard	1	1941
Jordan, Whitey	3	1955,56,57
Jordan, Willie	4	1975,76,77,78
<b>Joseph, Kendall</b>	<b>2</b>	<b>2015,16</b>
Joseph, Mansa	2	2010,11
Joye, David	2	1990,91
* Justus, Johnny	3	1928,29,30 <sup>c</sup>

K		
Player	VL	Year(s)
* Kaigler, Ben	1	1902
* Kaigler, J.G.	3	1898,99,00
Kaltenback, Leon	3	1955,56,57 <sup>cc</sup>
* Kane, Mark	2	1953,54 <sup>cc</sup>
* Kangefer, Jonnie	3	1910,11,12
Katana, Ted	2	1965,66
* Kay, L.R.	2	1917,19
Kearse, Jayron	3	2013,14,15
* Keasler, A.L. (Gus)	2	1904,05
* Keel, J.W. (Rastus)	1	1906
Keller, Morris	1	1959
Kelley, Don	3	1969,70,71
Kelley, Freddy	3	1965,66,67
Kelley, Steve	1	1973
Kelly, Aaron	4	2005,06,07,08
Kelly, Chad	1	2013
Kelly, Yusef	4	2000,02,03,04
* Kempson, Otis	3	1950,51,52
Kendrick, Tommy	3	1969,70,71
Kennedy, Frank	2	1950,51
Kennedy, Tony	4	1988,89,90,91
Kenney, Steve	3	1976,77,78
Kesack, Gary	3	1974,75,76
Keys, Larry	3	1965,66,67
* Keyserling, H.L. (Golden)	1	1920
Kier, Brian	3	1974,76,77
Killen, Pat	1	1959
Kinard, Terry	4	1979,80,81,82 <sup>cc</sup>
King, Anthony	3	1976,77,78
King, Buddy	3	1970,71,72 <sup>cc</sup>
* King, Don	4	1952,53,54,55 <sup>c</sup>
King, Jack	2	1968,69
King, Jimmy	3	1959,60,61
* King, L.O.	2	1901,02
King, Tommy	3	1959,60,61
* Kinsler, J.H.	1	1900
* Kirkconnell, Ben	1	1932
Kirkland, Levon	4	1988,89,90,91 <sup>cc</sup>
* Kissam, Roddy	3	1933,34,35
Kitchens, Ronnie	3	1967,68,69
Knight, Herman	2	1949,51
* Klugh, W.W.	2	1925,26
* Knoebel, Fred	3	1950,51,52
Knott, Hal	1	1959
Knowles, Matthew	1	2008
Koon, Eugene	2	2001,02
Kopp, Wynn	2	2001,02
Kormanicki, Dave	2	1968,69
Korn, Willy	2	2008,09
Kreis, Kevin	1	1976
Kubu, Jon	1	1989
Kunz, Michael	1	1994

L		
Player	VL	Year(s)
* Lachicotte, A.S. (Boo)	1	1910
Laird, Kevin	4	1995,96,97,98
Lakip, Ammon	3	2013,14,15
Lam, Elmo	3	1960,61,62 <sup>c</sup>
<b>Lamar, Tre</b>	<b>1</b>	<b>2016</b>
Lambert, Cory	4	2006,07,08,09
* Lambert, John	1	1931
LaMontagne, Joe	3	1951,52,53
Lancaster, Chris	4	1985,86,87,88
Landry, Mark	4	1994,95,96,97
Langford, Charlie	1	1979
* Langston, J.L.	1	1920
Lanzendoen, Jim	1	1973
* Laraway, Walt	3	1953,54,55
Latimer, Al	1	1978
* Latimer, Bill	1	1906
* Lawrence, Bert	1	1902
<b>Lawrence, Dexter</b>	<b>1</b>	<b>2016</b>
Lawrence, Floyd	1	1956

Lawrence, Reggie	3	1988,89,90
Lawson, Larry	1	1970
Lawson, Shaq	3	2013,14,15
* Lawton, Streak	2	1935,36
Lawton, Winston	1	1969
Lawyer, Mal	4	1996,97,98,99
Lazzara, Tony	3	1999,00,01
Leake, John	4	2000,01,02,03
Learn, Randy	4	1979,80,81,82
LeBel, David	3	1973,74,75
* Lee, A.C. (Bun)	1	1907
* Lee, Harry	2	1934,35
Lee, Mark	2	1974,75
Lee, Tyrone	4	2000,01,02,03
Leggett, Jordan	4	2013,14,15,16 <sup>cc</sup>
LeJeune, Brent	3	1991,92,93
Lemay, Jason	1	1999
Leonard, Colin	3	2005,06,07
Leonard, Hal	2	1946,47
Leonard-Horwith, Shawn	1	2010
Leverman, Gerald	1	1945
* Lewis, Alex P.	3	1911,12,13
Lewis, Carlton	3	2009,10,11
* Lewis, Gus	2	1900,01
* Lewis, Harold	3	1935,36,37 <sup>c</sup>
Lewis, Haydrian	4	2005,06,07,08
* Lewis, J.B.	3	1898,99,1900
Lewis, Marcus	1	2000
* Lewis, Merritt	3	1932,33,34
Lewis, Micah	1	2001
Lewis, Stacy	2	1989,90
Lewis, Zane	3	1995,96,97
Lewter, Steve	3	1969,70,71
Lhotsky, Joe	3	1966,67,68
Liberatore, Frank	3	1964,66,67 <sup>cc</sup>
* Lightsey, F.B. (Bull)	3	1922,24,25
* Lightsey, L.M. (Yen)	4	1917,18,19,20
Lindsey, Otis	2	1981,82
* Link, A.C.	1	1926
Linthicum, Brian	1	2007
* Littlejohn, C.E. (Mule)	3	1913,14,15
* Locklair, Ed (Pop)	1	1941
Locklair, Mike	3	1966,67,68
Locurcio, Todd	1	1993
Logan, Jimmy	1	1966
* Logan, J.R.	2	1912,13
* Long, Evans	1	1930
Long, Stacy	4	1986,88,89,90
Lott, Billy	3	1977,78,79 <sup>cc</sup>
Lott, James	4	1986,87,88,89
Lovelace, Chris	1	1993
* Lowman, P.I. (Pi)	2	1918,19
Lowther, Rush	1	2005
Luckie, Billy	1	1996
Lundeen, Danny	2	1970,71
* Luzzi, Richie	3	1966,67,68
* Lykes, Powell	2	1905,06
* Lynah, Jim	2	1900,01
Lynch, Chuck	1	1991
Lynn, Dave	3	1958,59,60 <sup>cc</sup>
Lytton, Jeff	3	1983,84,85

M		
Player	VL	Year(s)
Maass, Andrew	1	2014
Mac Lain, Eric	4	2012,13,14,15 <sup>cc</sup>
Mac Lain, Sean	2	2015,16
Mack, Kevin	4	1980,81,82,83
Mack, Terence	4	1983,84,85,86 <sup>cc</sup>
Macklin, Travis	3	1996,97,98
Macko, Paul	3	2006,07,08
Mader, Eric	2	1989,90
* Magee, Watson	3	1936,37,38
* Magill, Dick	3	1927,28,29
* Magill, W.K. (Rummy)	3	1913,14,15 <sup>c</sup>
Magwood, Frank	3	1980,81,82
* Major, C.S. (Dopey)	4	1913,14,15,16 <sup>c</sup>
Mance, Brian	4	1999,00,01,02
Maners, Jimmy	2	2007,08
Maness, Ed (Chippy)	3	1938,39,40
Mann, Wes	3	1983,84,85
Mannella, Dave	1	1979
Manos, Pete	3	1949,50,51
* Marazza, Dick	3	1954,55,56
Mariable, Dorian	4	1986,87,88,89
Marion, Phil	3	1964,65,66
Marler, Malcolm	4	1973,74,75,76 <sup>cc</sup>
* Marshall, L.E.	1	1926
* Martin, Bob	3	1946,47,48 <sup>cc</sup>
Martin, Carl	2	1981,82

# LETTERMEN

Martin, Jermaine	1	2007
* Martin, J.M.	3	1909,10,11
Martin, Khang	1	1993
Martin, Marcus	2	1997,98
Martin, Peanut	3	1972,73,75
* Martin, W.N.	2	1925,27
* Masneri, Ray	3	1956,57,58
Mass, Wayne	3	1965,66,67
Massaro, Cary	3	1980,81,82
Massengill, Wells	1	1972
Mathews, Mike	1	1971
Mathews, Ray	4	1947,48,49,50
Mathews, Tony	2	1973,74
* Mathis, A.J.	1	1898
Mathis, Bill	3	1957,58,59
* Matthews, Bill	2	1915,16
Matthews, Mack	3	1960,62,63
Mattos, Tommy	3	1952,53,54
Mauldin, Collins	1	2015
* Mauldin, Hugh	3	1963,64,65
Mauney, Marcus	1	2000
Mauney, Tony	4	1988,89,90,91
Maxwell, Byron	4	2007,08,09,10
* Maxwell, Jeff	2	1896,97
* Maxwell, John	2	1902,03
* Mayberry, Bob	4	1979,80,81,82
Maye, Brandon	3	2008,09,10
Mayer, Charlie	3	1969,70,71
McBride, Dan	1	1973
McCall, Jeff	4	1979,80,81,82
McCanless, Jim	3	1955,56,58
* McCarley, Bob	3	1927,28,29
McCauley, Jim	1	1949
McClain, Antoine	4	2008,09,10,11
McCleon, Dexter	4	1993,94,95,96
McClinton, Todd	3	2001,02,03
McCloud, Gerald	1	2003
<b>McCloud, Ray-Ray</b>	<b>2</b>	<b>2015,16</b>
McClure, Bruce	3	1963,64,65
* McConnell, H.S.	2	1914,15
* McConnell, R.E.	2	1925,26
* McConnell, S.W.	3	1934,35,36
* McConnell, T.S.	3	1934,35,36
McCory, Bob	1	1944
McCown, Fred	1	1942
* McCown, Slick	2	1933,34
* McCown, T.M.	1	1918
McCrorey, Andye	4	1992,93,94,95
McCullough, Jay Jay	2	2013,14
McCullough, Richard	4	1985,86,87,88
McCurry, Damon	1	1979
McDaniel, DeAndre	4	2007,08,09,10
McDaniel, Ed	4	1988,89,90,91
McDermott, John	3	1998,99,00
McDowell, Gary	2	1974,75
McDowell, Roderick	4	2010,11,12,13
McDuffie, Chris	4	2004,05,06,07
McElmurray, Mac	3	1964,65,66
McElrathbey, Ray Ray	1	2006
McElveen, Donny	1	2013
* McElveen, Norwood	3	1939,40,41
* McFadden, Banks	3	1937,38,39
* McFadden, R.D.	1	1908
* McFadden, R.H. (Doc)	2	1906,07
McFadden, Wesley	4	1985,87,88,89
McGee, Edgar	3	1965,66,67
* McGill, C.A.	1	1925
* McGlockton, Chester	3	1989,90,91
* McGlone, T.F.	1	1926
* McGuirt, Bill	2	1960,61
McInally, Chris	2	1993,95
* McIver, Rick	2	1904,05
McKelvey, J.J.	4	1999,00,01,02
McKenney, Pat	2	1985,86
McKenzie, Damonte	4	1995,97,98,99
* McKenzie, W.W.	1	1918
* McKeown, J.A.	1	1903
McKissic, Jock	4	2005,06,07,08
McLane, Riley	2	1966,67
McLaurin, Duncan	1	2005
McLaurin, Jewell	2	1969,70
* McLaurin, J.N.	4	1904,05,06,07
McLees, Jimmy	2	1990,91
* McLellan, Bill	2	1953,54
McLellan, Cliff	1	1981
* McLendon, Ed	1	1939
* McLendon, Lem	1	1955
McLeod, Matt	2	1996,97
McMahan, Dave	2	1969,70
McMakin, John	3	1969,70,71



* McMillan, Goat	2	1928,29
* McMillan, Raiford	3	1926,27,28
* McMillan, W.L. (Red)	3	1913,14,15
McNeal, Bryant	4	1999,00,01,02
McNeal, Bryce	1	2010
McSwain, Chuck	4	1979,80,81,82
McSwain, Rod	4	1980,81,82,83
Meadowcroft, Charlie	3	1963,64,65
Meadows, Dwayne	3	1984,85,86
Means, Harold	3	1996,97,98
Medlin, Jamal	1	2008
Medlin, Rick	3	1967,68,69
Meekins, Eric	4	1999,00,01,02
Meeks, Chuck	1	1982
Meeks, Jonathan	4	2009,10,11,12
* Mellette, F.M.	1	1911
* Melton, L.H. (Doc)	2	1923,24
Merling, Phillip	3	2005,06,07
Merritt, Will	4	1998,99,00,01
Merriweather, Reggie	4	2003,04,05,06
Michael, Benny	3	1966,67,68
* Midkiff, Bob	1	1926
Miller, Bill	1	1962
Miller, Billy	1	1943
* Miller, Bob	2	1931,32
* Miller, H.E.	2	1937,38
* Miller, Jack	3	1944,47,48
Miller, Jim	1	1948
Miller, Josh	4	2005,06,07,08
Miller, Justin	3	2002,03,04
Miller, Ron	1	1958
Miller, Tif	1	2001
Mills, Jeff	2	1974,75
Milton, Eldridge	4	1981,83,84,85
Milton, Fred	3	1968,69,70
* Mims, Charlie	1	1946
Mitchell, Joedy	1	1996
Moncrief, Richard	4	1990,91,92,93
* Monledous, Zag	2	1927,28
* Mooneyham, Jack	3	1949,50,51
Montone, Neil	1	1947
Monts, Tavaghn	3	2001,03,04
* Moore, Gene	3	1947,48,49
Moore, Ken	3	1952,53,54
Moore, Otis	4	1986,87,88,89
Moore, Rennie	4	2007,09,10,11
Moore, Ted	1	1964
Moore, Wayne	1	1996
Moorer, John	3	1945,46,47
* Moorer, Tom	2	1938,39
* Morgan, Bobby	2	1958,59
Morgan, Dwayne	2	1994,95
* Morgan, Lewis	1	1946
Morocco, Chris	4	1986,87,88,89
Morris, David	1	1973
Morris, Kelvin	1	2002
<b>Morris, Maverick</b>	<b>3</b>	<b>2014,15,16</b>
Morrison, Pete	1	1961
* Moss, Charlie	3	1930,31,32
Mougros, Theo	4	1997,98,99,00
Mouzon, Tyron	4	1988,89,90,91
* Mulherin, Eddie	1	1928
Mullen, Ray	2	1965,66
<b>Mullen, Trayvon</b>	<b>1</b>	<b>2016</b>
Mulligan, Wayne	3	1966,67,68
McSwain, H.D. (Horse)	2	1923,24
Murchison, Antwon	3	2006,07,08
Murray, Al	3	1972,73,74
Murray, John	1	1978
<b>Muse, Tanner</b>	<b>1</b>	<b>2016</b>
Myrick, Chip	3	2003,04,05
Myrick, Rocky	1	1979

## N

Player	VL	Year(s)
Nanney, Lee	4	1978,79,80
Nelson, Bryce	2	1992,93
Nelson, Maurice	3	2004,05,06
Nelson, Roosevelt	3	2002,03,04
Ness, Jim	3	1972,73,74
Neville, J.L.	1	1943
Newell, Andy	1	1985
Newell, Mike	2	1969,70
* Nimitz, H.J. (Foots)	1	1916
Nix, Eric	3	1984,85,86
Nobles, Kasey	3	2008,09,10
Noelte, Dave	1	1982
Norris, Wilson	2	2008,09
Norton, Ryan	4	2012,13,14,15
Nunamacher, Jeff	4	1985,86,87,88
Nunn, Arlington	4	1987,88,89,90

## O

Player	VL	Year(s)
O'Brien, Chuck	4	1987,88,90,91
O'Cain, Mike	3	1974,75,76
<b>O'Daniel, Dorian</b>	<b>3</b>	<b>2014,15,16</b>
O'Dell, Billy	3	1953,54,55
* O'Dell, John H.	2	1918,19
* O'Dell, Wayne	1	1941
* Odom, W.F.	1	1908
Ogle, Chris	2	1989,90
Ogren, Jeff	1	2007
Ogundeko, Ebenezer	1	2014
Ohan, Chinedu	2	1987,88
* O'Kuroski, Whitey	3	1937,38,39
Olson, Dave	3	1958,59,60
Olson, David	1	2014
Olson, Harold	3	1957,58,59
* Olaszewski, Harry	3	1965,66,67
* O'Neal, Belton (Speck)	1	1920
O'Neal, Brad	2	1969,70
O'Neal, Robert	4	1989,90,91,92
* Orban, Turk	1	1936
Osborne, Ronnie	3	1959,60,61
O'Sullivan, Cameron	1	2008
Otorubio, Adubarie	1	1985
<b>Overton, Diondre</b>	<b>1</b>	<b>2016</b>
Outlaw, Brian	3	1999,00,01
Owen, Henry	4	1998,99,00,01

* Owens, J.C. (Susie)	2	1919,20
Owens, Mark	1	1993

## P

Player	VL	Year(s)
* Padgett, F.M.	1	1918
* Padgett, G.D.	1	1931
* Padgett, Jim	2	1957,58
Padgett, Matt	2	1996,97
* Padgett, O.D.	2	1928,29
Padgett, Wade	3	1939,40,41
Pagano, Scott	3	2014,15,16
Page, Neely	2	1998,99
Page, Wayne	2	1965,66
Pagliei, Joe	3	1953,54,55
Palmer, Cary	1	1989
* Palmer, E.D. (Frog)	1	1925
Palmer, Johnny	3	1963,64,65
Palmer, Michael	4	2006,07,08,09
Paredes, Bob	2	1951,54
Parete, Anthony	4	1981,82,83,84
* Parker, Ace	2	1940,41
* Parker, Harry L.	2	1912,13
Parker, Justin	2	2010,11
Parker, Kyle	2	2009,10
Parker, Jim	2	1962,63
Pasley, Jim	2	1939,40
Pate, Gene	1	2003
Pate, Milton	2	1951,52
Patrick, Chris	1	1932
* Patterson, Gene	2	1931,32
* Patton, Bob	3	1949,50,51
Patton, Julian	1	2013
Paulling, Bob	4	1979,81,82,83
Pavilack, Harry	3	1959,60,61
* Payne, Booty	2	1940,41
Payne, Jim	3	1956,57,58
* Payne, Joe	3	1937,38,39
Payne, Oliver	2	1936,37
Peake, Charone	4	2011,12,14,15
Pearce, Frank	3	1963,64,65
* Pearce, Roy	2	1939,40
Pearman, Danny	3	1985,86,87
* Pearman, Fred	3	1899,00,01
Pearson, Alex	2	2006,07
* Pearson, Ben	3	1937,38,39
Peeler, Coby	2	1993,94
Peebles, Ken	3	1972,73,74
Pegues, Lamont	2	1994,95
* Pegues, E.S.	1	1899
Pengitore, Ken	3	1971,72,73
<b>Penner, Seth</b>	<b>1</b>	<b>2016</b>
* Pennington, Clyde	1	1935
* Pennington, Curtis	3	1936,37,38
* Perry, Bill	1	1911
* Perry, L. (Tom)	1	1911
Perry, Michael Dean	4	1984,85,86,87
* Perry, Tracy	4	1976,77,78,79
Perry, William	4	1981,82,83,84
Peters, Gary	4	2011,12,13,14
Petoskey, Ted	2	1963,64
Phillips, Erik	1	1992
Phillips, Hank	4	1986,87,88,89
Phillips, Harley	2	1943,44
Phillips, Jim	1	1945
Phillips, John	4	1984,85,86,87
Pickens, Jesse	1	2004
Pickett, Edgar	4	1980,81,82,83
Pierce, Hal	3	1940,41,42
Pilgrim, Brandon	4	2003,05,06,07
Pilot, Joe	1	1958
* Pinckney, E.H.	1	1909
Pinion, Bradley	3	2012,13,14
* Pitts, Lewis	2	1927,28
Plantinn, Tony	4	1994,95,96,97
Pleasant, Reggie	3	1982,83,84
* Poe, Billy	3	1944,45,46
Polite, Dextra	3	1997,98,99
Polk, DeJuan	4	2000,01,02,03
<b>Pollard, Sean</b>	<b>1</b>	<b>2016</b>
* Pollitzer, H.R. (Polly)	1	1902
Poole, Bob	3	1961,62,63
* Poole, R.F. (Sarg)	2	1915,16
Pope, Brad	3	1994,95,96
Pope, Jamie	1	1979
Portas, Lou	2	1964,65
Porter, Matt	2	2012,13
Postell, Holland	4	1995,96,97,98
* Potts, R.C. (Daddy)	3	1917,18,19
Poulos, John	4	1944,47,48,49

## LETTERMEN

<b>Powell, Cornell</b>	<b>1</b>	<b>2016</b>
* Pressley, E.H. (Buck)	2	1912,13
* Pressley, O.K.	3	1926,27,28 <sup>c</sup>
* Pressley, Harlan	1	1927
Prevost, Connor	1	2016
Price, John	3	1970,71,72
* Price, L.C.	1	1925
Price, Phillip	3	2009,10,11
* Priest, Buck	2	1930,31
Priester, Buck	3	1953,54,55
Priester, Raymond	4	1994,95,96,97 <sup>c</sup>
Prince, Phil	4	1944,46,47,48 <sup>c</sup>
Pringle, Harom	2	1992,93
* Pritchett, Jess	1	1937
Proctor, Will	3	2003,05,06
Pruett, Chip	2	1978,79
* Pruitt, June	2	1945,46
Pryce, Trevor	1	1996
* Proctor, Landrum	2	1930,31
Puckett, David	3	1988,89,90
Pugh, Travis	4	2001,02,03,04
Pusey, Mike	1	1975
Putnam, Trevor	3	1993,94,95

## Q

<b>Player</b>	<b>VL</b>	<b>Year(s)</b>
Quarles, Jimmy	2	1951,52
Quick, Rodney	3	1983,84,85
Quinn, Dewey	2	1945,46
Quesenbury, Sonny	2	1957,58

## R

<b>Player</b>	<b>VL</b>	<b>Year(s)</b>
Raber, Brian	4	1983,84,85,86
Rabon, George	1	2009
Radakovich, Grant	1	2016
* Radcliff, Charles	3	1950,51,52
Radford, Kevin	1	1980
Rambert, Bernard	4	1999,00,01,02
Ramsey, Ben	4	2007,08,09,10
Ramtahal, Eldred	1	1992
* Randle, E.L. (Cat)	3	1913,14,15
* Randle, M.B. (Little Cat)	3	1918,19,20
Randolph, Bernard	2	1993,95
Rankin, Gary	2	1963,64
Rapley, Darius	3	1997,98,99
Rash, Dustin	1	1993
Ratchford, Warren	4	1974,76,77,78
Ray, Thomas	3	1963,64,65
Rayburn, Lee	3	1966,67,68
Reader, D.J.	4	2012,13,14,15 <sup>c</sup>
Reames, Joe Don	3	1999,00,01
* Reames, T. Jack	2	1918,22
Reed, David	2	1978,79
Reese, Archie	4	1974,75,76,77
Reese, Steve	4	1982,83,84,85 <sup>c</sup>
Reese, Tribble	1	2007
Reeves, Marion	3	1971,72,73
Reeves, Matt	4	1992,93,94,95
Region, Spencer	2	2012,14
<b>Register, Chris</b>	<b>1</b>	<b>2016</b>
Rembert, Johnny	2	1981,82
<b>Renfrow, Hunter</b>	<b>2</b>	<b>2015,16</b>
* Reynolds, Clifford M. (Pete)	1	1926
* Reynolds, Jim	4	1945,47,48,49
Rhinehart, Jim	1	1955
Rhodes, John	2	1971,72
Richard, Al	4	1989,90,91,92
<b>Richard, Milan</b>	<b>2</b>	<b>2015,16</b>
Richardson, Barry	4	2004,05,06,07
Richardson, Chris	1	2010
Richardson, Chuckie	4	1980,82,83,84
Richardson, Cotton	2	1943,44
Richardson, David	3	1996,97,98
* Richardson, Joe	1	1940
Richardson, Lionel	3	2003,04,05
Richardson, Mark	3	1980,81,82
Riddle, Leonard	1	1943
Riddle, Nic	2	2005,06
Ridley, Thad	2	1992,93
* Riggs, A.F.	3	1897,98,99
Riggs, Jim	4	1983,84,85,86
Riggs, Matt	3	1985,86,87
Rigsby, Geoff	3	2002,03,04
* Rion, Aubrey	2	1939,40
Rivers, Dalton	2	1955,56
Robbins, Butch	2	1963,64
Robbins, Chris	1	1996
* Robbs, C.M.	3	1907,08,09 <sup>c</sup>
Roberts, Travis	1	1999

Robinson, Akeem	4	2005,06,07,08
* Robinson, Charlie	3	1922,23,24 <sup>c</sup>
Robinson, Darius	4	2010,11,12,13 <sup>c</sup>
* Robinson, E.D.	1	1934
<b>Robinson, Jabril</b>	<b>2</b>	<b>2015,16</b>
Robinson, Jackie	4	1999,00,01,02 <sup>c</sup>
Robinson, James	4	1979,80,82,83 <sup>c</sup>
* Robinson, Joe	1	1927
Rodgers, George	3	1950,51,52 <sup>c</sup>
Rodriguez, Daniel	3	2012,13,14
Roediger, Charles	1	2008
Rogers, Bill	2	1943,46
Rogers, Billy G.	2	1944,46
Rogers, Floyd	2	1965,66 <sup>c</sup>
* Rogers, Johnny	1	1929
* Rogers, Phil	3	1965,66,67
Rogers, Rodney	2	1961,62
Rogers, Shot	2	1955,56
Rollins, Bubba	1	1978
Romano, Ryan	1	1999
Rome, Stan	1	1975
* Roper, T.H. (Pug)	2	1918,19
Rose, Anthony	3	1979,80,81
Rose, Chuck	3	1978,79,80
Ross, Don	3	1952,53,54
* Ross, Jack	3	1942,46,47
Ross, Kenzi	4	1997,98,99,00
* Rothell, Claude	2	1941,42
Roulhac, Terrance	4	1983,84,85,86
Rountree, Glenn	4	1994,95,96,97
Rouse, Wardell	2	1993,94
Rowell, Spivey	1	1944
* Roy, Wallace	3	1923,24,25
Ruffner, Bo	3	1965,66,67
Ruffner, Jim	1	1964
* Rushton, Gil	4	1945,48,49,50
Russell, Chris	2	2006,07
Russell, J.A.	1	1943
Russell, Jimmy	1	1976
Rutledge, Bill	1	1943
Ryans, Larry	4	1989,90,91,92
Ryan, Seth	2	2015,16
Ryan, Steve	2	1977,78

## S

<b>Player</b>	<b>VL</b>	<b>Year(s)</b>
* Sadler, Hope	2	1902 <sup>c</sup> ,03 <sup>c</sup>
Salim, Hamid	1	1996
* Salisbury, Tom	4	1943,44,47,48
* Salley, Grady	3	1928,29,30
Sannik, Mike	2	1990,91
Sampson, Eric	3	2001,03,04
* Sams, Hal	1	1916
* Sanders, Al	3	1935,36,37
Sanders, Matt	3	2009,10,11
Sanders, Smiley	3	1971,72,73
* Sandifer, Red	2	1940,41
Sanford, Chuck	3	1983,84,85

Sapp, Patrick	4	1992,93,94,95
Sapp, Ricky	4	2006,07,08,09 <sup>c</sup>
Sasser, David	3	1971,72,73
Saunders, Bo	2	1945,46
Sauve, Jeff	4	1991,92,94,95
Scheibel, Tim	1	1994
Schell, Matt	3	1999,00,01
* Schilleter, W.A. (Shorty)	4	1911,12,13,14 <sup>c</sup>
Schlink, David	1	2005
* Schneck, J.R.	2	1918,19
Schonhar, Todd	2	1985,86
* Schroder, F.E.	1	1912
Schuessler, Nick	3	2014,15,16
Scott, Artavis	3	2014,15,16
Scott, Dorell	4	2005,06,07,08
Scott, Jeff	3	2000,01,02
Scott, Jim	3	1981,82,83
Scott, Randy	4	1975,76 <sup>c</sup> ,77 <sup>c</sup> ,78 <sup>c</sup>
Scott, Shane	3	1989,90,91
Scott, William	2	1974,75
Scrudato, Ron	3	1959,60,61
Sealy, Sonny	1	1982
Sease, Jody	2	1984,85
Sease, Tommy	2	1955,56
Seay, Pitts	1	1943
Seckinger, Stanton	4	2012,13,14,15 <sup>c</sup>
Seegars, Stacy	4	1990,91,92,93
Seigler, Eddie	3	1970,71,72
* Segars, Al	1	1937
* Segars, Kent	1	1936
Sellers, Joe	2	1963,65
Sensabaugh, Coty	4	2008,09,10,11 <sup>c</sup>
Seth, Mike	3	1997,98,99
Setzekorn, Ken	2	1984,85
Seyle, Rusty	3	1986,87,88
Sharpe, Bill	1	1964
* Sharpe, Bob	3	1938,39,40 <sup>c</sup>
Sharpe Jr., Bob	2	1975,76
* Sharpe, F.J.	1	1931
Sharpe, Tommy	3	2002,03,04
Shatley, Tyler	4	2010,11,12,13 <sup>c</sup>
Shaw, Milt	1	1994
* Shealy, A.S. (Shack)	4	1896,97,98 <sup>c</sup> ,99
Shealy, Pat	2	1971,72
Shell, Bob	3	1970,72,73
Sheppard, Ashley	4	1989,90,91,92 <sup>c</sup>
Shields, John	2	1968,69
* Shingler, Lowndes	3	1958,59,60 <sup>c</sup>
Shirley, Jim	3	1950,51,52
Shish, Paul	1	1969
* Shockley, J.A.	1	1922
* Shore, Henry	3	1933,34,35 <sup>c</sup>
Shown, Jack	2	1952,53
Shuey, Spencer	4	2010,11,12,13 <sup>c</sup>
* Shuford, Don	3	1934,35,36
* Siegel, Reuben	3	1929,30,31
Seipe, Jeff	3	1970,71,72
Silver, Dennis	1	1974

Simmons, Anthony	3	1995,96,97
Simmons, Caleb	1	2010
* Simmons, T.D. (Shag)	1	1919
* Simmons, Ralph	1	1937
* Simmons, Wayne	4	1989,90,91,92 <sup>c</sup>
Simmons, Willie	3	2000,01,02
Simpson, Don	1	1943
<b>Simpson, John</b>	<b>1</b>	<b>2016</b>
Simpson, LaMarick	4	1992,93,94,95
Simpson, Tyrone	3	1989,90,93
* Sims, David	4	1977,78,79,80
Sims, Marvin	3	1977,78,79
* Sitton, Vet	2	1902,03
Sizer, Danny	3	1988,89,90
<b>Skalski, James</b>	<b>1</b>	<b>2016</b>
Skiffey, Jim	1	1962
Skinner, Matt	2	2009,10
Smalls, Andy	3	1950,52,53
Smart, Bill	1	1944
Smith, Akil	2	1998,99
Smith, Bill	4	1977,78,79,81
Smith, Brent	2	2003,06
Smith, Bryant	1	1998
<b>Smith, Cannon</b>	<b>2</b>	<b>2015,16</b>
<b>Smith, Chad</b>	<b>1</b>	<b>2016</b>
Smith, Darrell	4	2010,11,12,13
Smith, David	4	2008,09,10,11
Smith, Dennis	3	1973,74,75 <sup>c</sup>
Smith, Emory	4	1993,94,95,96
* Smith, Glenn	3	1949,50,51
Smith, Gregg	1	1976
Smith, Harold	1	1959
Smith, Jack	2	1958,59
Smith, Joey	2	1979,80
Smith, Joshua	1	2003
Smith, Lynn	1	1979
Smith, Matt	3	1977,78,79
Smith, Randy	1	1965
Smith, Richard	4	1985,86,87,88
Smith, Robert	4	2011,12,13,14
Smith, Ronnie	4	1974,75,76,77
Smith, Sterling	2	1949,50
* Smith, Terry	4	1990,91,92,93
Smith, Thorny	1	1968
<b>Smith, Van</b>	<b>2</b>	<b>2015,16</b>
Smith, Willie	3	1954,55,57
* Snead, W.F. (Bill)	1	1901
* Snowden, Moon	1	1927
Snyder, Paul	3	1957,58,59 <sup>c</sup>
Sobeski, Michael	4	2011,12,13,14
Solomon, Louis	4	1992,93 <sup>c</sup> ,94 <sup>c</sup> ,95 <sup>c</sup>
* Soloman, Homer	1	1930
Somai, Jamie	2	1999,00
Soowal, Jeff	3	1976,77,78
Sorrells, Brian	1	2007
Southerland, Ivan	3	1967,68,69 <sup>c</sup>
* Sowell, Frank	1	1930
Sox, Greg	1	1986

COTY SENSABAUGH





## LETTERMEN

* Spearman, Jack	2	1920,21 <sup>c</sup>
Speck, Chad	4	1997,98,99,00 <sup>cc</sup>
Spector, Robbie	3	1988,89,90
Speros, Jim	1	1980
Speweik, Brandon	1	2008
Spiers, Bill	1	1986
Spiller, C.J.	4	2006,07,08,09 <sup>cc</sup>
Spooner, Bob	3	1955,56,57
Spry, David	4	1983,85,86,87
Squires, Tappey	1	1969
Stacy, Jack	1	1942
Stanford, Calloway	1	1940
Stephens, Darnell	4	1991,92,93,94
* Stephens, Tony	2	1986,87
* Stevens, Alex	3	1932,33,34
* Stevens, R.G.	1	1909
Steward, Tony	4	2011,12,13,14
Stewart, Dante	1	2012
* Stewart, J.D.	1	1924
Stewart, Watt	1	1944
Stocks, Jeff	3	1971,72,73
Stockstill, Jeff	3	1980,81,82
Stockunas, Jason	2	1997,99
Stone, Daniel	1	2015
Stone, Don	1	1973
Stone, Preston	1	2008
Stone, Tyler	1	2007
Stoudt, Cole	4	2011,12,13,14
Stough, Tim	4	1973,74,75,76
Strait, John	1	2000
Strayer, Phil	1	1969
Streeter, Brandon	3	1997,98,99
* Stribling, J.W.	3	1913,14,15
* Strother, Frank	1	1923
Stuckey, Chansi	4	2003,04,05,06 <sup>cc</sup>
Stuckey, Jim	4	1976,77,78,79
Stuermann, Russell	1	2001
Sublette, Richard	1	1948
* Suggs, H.L.	2	1914,15
* Sullivan, Frank	3	1897,98,99
Sultis, Jim	3	1945,46,47
* Summers, J.C. (Chuck)	2	1905,06
Sursavage, Butch	3	1965,66,67
Sursavage, Jim	3	1968,69,70 <sup>cc</sup>
Suttle, Jeff	4	1980,81,82,83
Sutton, George	1	1962
* Sweattee, Johnny	1	1941
* Swetenburg, J.R.	2	1920,21
Swift, Bob	1	1963
Swing, Dale	3	1982,83,84
* Swofford, Bob	3	1927,28,29
* Swygert, George	2	1896,97
Symmes, Brian	1	2012

## T

Player	VL	Year(s)
* Talley, J.H.	1	1926
Tankersley, Cordrea	4	2013,14,15,16
Tate, Trey	4	2002,03,04,05
Taylor, Bruce	1	1990
Taylor, Jeff	1	1989
* Taylor, Jerry	2	1961,62
Taylor, J.W.	1	1943
Taylor, Rendrick	4	2005,06,07,09
Taylor, Vince	4	1986,87,88,89
Teasdall, Andy	2	2015,16
Temples, Jamison	1	1992
* Tennant, A.B. (Dutch)	4	1921,22,23,24
Testerman, Don	2	1974,75
* Thackston, L.P.	3	1917,18,19
* Thomas, Bill	3	1956,57,58 <sup>c</sup>
Thomas, Brandon	4	2010,11,12,13 <sup>cc</sup>
Thomas, David	1	1972
* Thomas, Doug	4	1987,88,89,90
Thomas, Franklin	2	1992,93
Thomas, Rodney	4	1999,00,01,02
Thomas, Ronnie	2	2000,02
Thomason, Johnny	1	1955
Thompson, Brandon	4	2008,09,10,11 <sup>cc</sup>
Thompson, Dave	3	1968,69,70
* Thompson, Doug	1	1955
* Thompson, J.W.	1	1916
Thompson, John	3	1996,97,98
Thompson, Marion	3	1950,51,52
* Thompson, Oscar	3	1946,47,48
<b>Thompson, Trevion</b>	<b>2</b>	<b>2015,16</b>
Thornton, Mark	2	1978,79
* Thornton, R.E.	1	1918
Thorsland, Oscar	3	1960,61,62
Thurlow, Cody	1	2013

Thurman, Cardell	1	1992
Tice, Johnny	1	1954
* Tillman, Henry	1	1902
Tillotson, Brian	1	1994
* Timmerman, W.P. (Pap)	2	1926,27
* Timmons, Charlie	3	1939,40,41
Timothy, Gifford	3	2011,12,13
* Tinsley, Sid	3	1940,41,44 <sup>cc</sup>
Tisch, Logan	1	2016
* Tisdale, Charlie	3	1938,39,40
Todd, Moe	1	1969
Tolley, Charlie	2	1967,69 <sup>c</sup>
* Tomkins, F.G.	1	1896
Tomkins, James	3	1966,67,68
Townsend, Lateek	2	2011,12
<b>Trapp, Amir</b>	<b>1</b>	<b>2016</b>
Trapp, James	4	1989,90,91,92
Trayham, Arden	1	1943
Traylor, Drew	2	2010,11
Treadwell, David	3	1985,86,87
* Trembley, Jimmy	1	1969
Tremel, Taylor	1	2006
* Trexler, Bru	2	1937,39
Trimble, Jamie	3	1994,95,96
Triplett, Danny	4	1979,80,81,82
* Trobaugh, Allen	1	1938
* Trobaugh, Earl	1	1938
Troy, Mike	2	1963,64
Trumpore, Arthur	1	1943
* Troutman, John	3	1933,34,35
Tucker, Harrison	1	2015
Tucker, Kyle	1	2003
Tucker, Richard	1	1988
* Turbeville, A.C.	1	1912
* Turbeville, Horace	1	1956
Turner, Bo	2	1945,46
* Turner, H.M. (Tuck)	1	1907
* Turnipseed, Rhett	1	1922
Turpin, Bucky	2	1966,67
Tuten, Rich	3	1976,77,78
Tuttle, Perry	4	1978,79,80,81 <sup>cc</sup>
Tyler, O.J.	2	1974,76
Tyner, Mitch	2	1973,74

## U

Player	VL	Year(s)
Underwood, Willie	4	1977,78,79,80 <sup>cc</sup>
Usher, Lewis	4	1991,92,93,94
Usry, George	3	1957,58,59

## V

Player	VL	Year(s)
* Valentine, Jack	1	1926
Van Gieson, Sam	1	2012
Varn, Guy	1	1983
Varn, Rex	4	1976,77,78,79
Vaughan, Bradley	1	2001
Vaughan, Mark	1	1985
Vaughn, Khaleed	4	2000,01,02,03
Vaughn, Nigel	2	2002,03
* Veronee, Jack	3	1959,60,61
Vincent, Cortney	3	2005,06,07
* Vogel, R.T.	2	1896,97

## W

Player	VL	Year(s)
Wade, Chris	1	2007
* Wade, Connie	2	1966,67
Wade, D.A.	1	1952
* Wade, Don	3	1949,50,51
* Wade, Grady	1	1920
Wade, Michael	4	2007,08,09,10 <sup>cc</sup>
Wade, Mike	1	1981
Wade, Scott	1	2002
Wagner, Larry	1	1958
Waldrep, Joe	2	1964,65
Waldrep, Perry	1	1967
Walker, Duane	4	1984,85,86,87
Walker, Gregory	4	2000,01,02,03 <sup>cc</sup>
Walker, Henry	2	1946,47
* Walker, John E.	3	1923,24,25
Walker, Landon	4	2008,09,10,11 <sup>cc</sup>
* Walker, Norman	4	1897,98,99,00 <sup>c</sup>
* Walker, R.H.	2	1909,10
Walker, Roy	2	2005,06
* Wall, J.E.	1	1926
* Wall, Pete	2	1953,55
<b>Wallace, K'Von</b>	<b>1</b>	<b>2016</b>
Wallace, Nelson	4	1973,74,75,76
Walls, Henry	3	1983,84,85

Walters, Henry	2	1970,71
Walters, Joey	3	1974,75,76 <sup>cc</sup>
Ward, Billy	3	1962,63,64
Ward, Damond	3	1995,96,97
Ward, Jimmy	3	1950,51,52
Ware, Billy	3	1966,67,68
* Warr, Elza	2	1926,27
* Warren, George	2	1906,07
Washburn, Brady	2	1999,00
Washington, Donnell	3	2001,02,03
Washington, Jay	2	1972,73
Waters, Anthony	4	2003,04,05,06 <sup>cc</sup>
Waters, Charlie	3	1967,68,69
Watkins, Carlos	4	2012,14,15,16
Watkins, Nick	4	2004,05,06,07
Watkins, Sammy	3	2011,12,13
Watkins, T.J.	4	1998,99,00,01
Watson, Ben	2	1969,70
* Watson, Charles	2	1933,34
Watson, Deshaun	3	2014,15,16 <sup>cc</sup>
Watson, John	1	1985
Watson, Josh	4	2011,12,13,14
Watson, Matt	1	2002
Watson, Ronald	4	1981,82,83,84
Watson, Ronald	1	2009
Watson, Speedy	2	1994,95
Watson, Taylor	3	2012,13,14
Watts, Justin	5	1996,97,98,99,00
Watts, Waldo	2	1969,70
Weaver, Billy	2	1962,63
* Webb, Clare (Tanny)	4	1911,12,13,14
Webb, Gary	3	1976,77,78
* Webb, H.B.	1	1922
* Webb, Hugh	1	1940
Webb, Jack	2	1957,58
* Webb, Mike	1	1904
Webb, Travers	4	1973,75,76,77
Webster, Reid	4	2011,12,13,14
Weddington, Rick	2	1976,77
Weeks, Jimmy	3	1975,76,77
Weeks, Scott	1	1981
Welchel, Ken	2	1976,77
* Welch, Maxcey	1	1930
Welch, Nelson	4	1991,92,93,94
Wells, Jeff	4	1980,82,83,84
Wells, Jim	2	1976,77
Wells, Jimmy	3	1951,52,53
Wells, Joel	3	1954,55,56 <sup>cc</sup>
Werner, Chuck	3	1966,68,69
Wernitz, Eddie	3	1960,61,62
* Werts, Rufus	2	1931,32
* Wertz, J.B.	2	1922,23
Wessinger, Ron	1	1989
West, Calvin	3	1959,60,61 <sup>cc</sup>
West, Fernandez	2	1988,89
West, Ron	1	1978
Whetsell, Britton	1	2008
Whingter, Matt	1	2000
Whipple, Rod	1	2002
White, Clyde	3	1952,53,54 <sup>cc</sup>
White, Harvey	3	1957,58,59 <sup>cc</sup>
* White, J.D.	1	1896
White, Paul	1	2000
White, Raymond	4	1994,95,96,97 <sup>cc</sup>
White, Tore	2	2000,01
* White, W.P.	2	1908,09
Whitehurst, Charlie	4	2002,03,04,05 <sup>cc</sup>
* Whitley, Curtis	3	1988,90,91
Whitmire, Jim	4	1943,46,47,48
Whitten, Red	3	1952,53,54
* Wiehl, E.M.	1	1916
Wiggins, Don	2	1969,70
Wiggins, Korrin	3	2013,14,16
Wiggs, Milton	1	1945
Wiksell, Chris	1	2004
* Wild, Ormond	1	1953
* Wiles, Bill	3	1935,36,37
* Wilhite, F.T. (Rusty)	1	1921
<b>Wilkins, Christian</b>	<b>2</b>	<b>2015,16</b>
Willard, Jonathan	4	2009,10,11,12
Williams, Anthony	2	2001,02
Williams, Bobby	3	1947,48,49
* Williams, Bratton	2	1923,24
Williams, Braxton	2	1982,83
Williams, Braxton K.	4	1998,99,00,01
Williams, Brett	4	1993,94,95,96
Williams, DeShawn	4	2011,12,13,14
Williams, Eric	1	1996
<b>Williams, Garrett</b>	<b>2</b>	<b>2015,16</b>
* Williams, Jack	3	1920,21,22

<b>Williams, Jalen</b>	<b>2</b>	<b>2015,16</b>
Williams, Jerome	2	1986,89
Williams, Jerrodd	2	2012,13
Williams, Keith	3	1983,84,85
Williams, Kwam	2	2005,06
* Williams, M.H.	2	1917,19
Williams, Mike	3	2013,14,16
* Williams, Pat	4	1985,86,87,88
Williams, Paul	1	1978
Williams, Perry	4	1983,84,85,86
Williams, Ray	4	1983,84,85,86
Williams, Rodney	4	1985,86,87,88 <sup>cc</sup>
Williams, Ronald	3	1990,91,92
Williams, Scott	4	1981,82,83,84
* Williams, Tommie	1	1904
Williams, Tommy	2	1953,54
Williams, Toney	3	1976,77,78
Williams, Undre	2	1994,95
Williamson, Bobby	4	2002,03,04,05
Williamson, Jimmy	3	1972,74,75 <sup>cc</sup>
* Willimon, Gene	2	1932,33
Wills, Albert	1	1950
* Willis, Don	3	1936,37,38
* Wilson, C.C. (Red)	4	1921,22,23,24
Wilson, Jim	1	1959
Wilson, Mac	3	1969,70,71
Wilson, Mond	4	1994,95,96,97
Wilson, Pierre	4	1990,91,92,93
Wilson, Ralph	1	1944
* Windham, E.E.	1	1907
Windham, Kermit	1	1936
Wingo, Billy	4	1973,74,75,76
Winslow, Charles	4	1992,93,94,95
Wirth, Frank	3	1969,71,72 <sup>cc</sup>
Wise, Frank	4	1972,73,74,75
* Withers, George	3	1950,51,52
Witherspoon, Derrick	4	1990,91,92,93
Witherspoon, Terry	4	1997,98,99,00
* Witsell, F.L. (Fish)	3	1915,16,17 <sup>c</sup>
* Wofford, Brian	4	1996,97,98,99
Wood, Benji	1	1994
* Woodruff, Foggy	3	1928,29,30
* Woods, Charlie	3	1936,37,38 <sup>c</sup>
* Woods, Footsie	2	1941,45
Woods, Joe	2	1995,96
* Woods, Smith	1	1903
* Woodward, Henry	3	1932,33,34 <sup>c</sup>
Woodward, Morgan	3	1999,00,01
* Woodward, H.M. (Jake)	3	1900,09,10
Woelford, Donnell	4	1985,86,87,88 <sup>cc</sup>
* Wray, A.F. (Bull)	2	1921,22
* Wray, Jack	2	1924,25
Wright, Charlie	3	1940,41,42 <sup>c</sup>
Wright, Corico	4	2009,10,11,12
Wright, John	2	2009,10
Wright, Tom	2	1940,41
* Wrightenberry, Earl	3	1950,51,52
Wurst, Jim	3	1980,81,82
Wyatt, Antwuan	3	1993,94,95
Wyatt, Charlie	2	1992,93
Wyatt, Rick	4	1976,77,78,79
* Wyndham, Wyndie	3	1948,49,50
Wynn, Stephen	3	1991,93,94
* Wyse, Fred	3	1935,36,37

## Y

Player	VL	Year(s)
* Yarbrough, Mule	2	1929,30
* Yarbrough, Al	3	1933,34,35
Yauger, Ray	3	1968,69,70 <sup>cc</sup>
<b>Yeargin, Richard</b>	<b>2</b>	<b>2015,16</b>
Yeomans, Ken	1	1980
Young, Eric	3	1977,78,79
Young, Kyle	4	1998,99,00,01
Young, Will	3	1993,94,95
Youngblood, Kevin	3	2000,02,03
Yow, Ken	1	1983

## Z

Player	VL	Year(s)
Zachery, Travis	3	1998,99,00
Zager, Emil	1	1958
Zanders, Sam	2	1996,97
* Zeigler, F.M.	3	1920,21,22
Zeiler, David	1	1994
Zimmerman, Dawson	4	2008,09,10,11

\* - deceased; <sup>c</sup> - captain;

# AWARD WINNERS

## ABC NEWS PERSON-OF-THE-WEEK

2006 - Ray Ray McElrathbey, CB

## ACADEMIC All-ACC

1954 - Billy O'Dell, B  
 1955 - Charlie Bussey, B  
 1956 - Charlie Bussey, B  
 1957 - Charlie Horne, B  
 Harvey White, B  
 1958 - Doug Cline, B  
 Jim Padgett, T  
 Harvey White, B  
 1959 - Lou Cordileone, T  
 1960 - Lowndes Shingler, B  
 1961 - Tommy King, E  
 1962 - Oscar Thorsland, E  
 1963 - Jim Parker, QB  
 Tracy Childers, G  
 1964 - Jimmy Bell, QB  
 Richard Cooper, G  
 1965 - Frank Pearce, K  
 Edgar McGee, OE  
 Wayne Mass, OT  
 Jimmy Addison, QB  
 Floyd Rogers, DT  
 1967 - Jimmy Addison, QB  
 1969 - Don Kelley, DB  
 Rick Medlin, FB  
 Jim Sursavage, OE  
 1970 - Ben Anderson, DB  
 Don Kelley, DB  
 Jim Sursavage, LB  
 1971 - Ben Anderson, DB  
 Bobby Johnson, DB  
 Don Kelley, OE  
 1972 - Ben Anderson, DB  
 Karl Andreas, TE  
 Bobby Johnson, DB  
 1973 - Art Brisacher, OG  
 Jeff Stocks, DE  
 Karl Andreas, TE  
 1974 - Maret Cobb, C  
 Mark Fellers, QB  
 1975 - Mark Lee, DB  
 1976 - Steve Fuller, QB  
 Jimmy Weeks, OT  
 1977 - Steve Fuller, QB  
 Rick Weddington, FLK  
 Jimmy Wells, OG  
 1978 - Steve Fuller, QB  
 Matt Smith, DE  
 1981 - Tony Berryhill, C  
 1983 - Mike Eppley, QB

1984 - Mike Eppley, QB  
 1985 - Bruce Bacon, WR  
 Scott Enzor, LB  
 Lance Masters, CB  
 Andy Newell, P  
 John Watson, OT  
 1986 - Geoff Ciniero, DB  
 Ty Granger, OT  
 David Treadwell, PK  
 Todd Schonhar, QB  
 1987 - Ty Granger, OT  
 David Treadwell, PK  
 1988 - Ty Granger, OT  
 Mark Drag, MG  
 Stacy Fields, TE  
 1989 - Wesley McFadden, FB  
 Arlington Nunn, SS  
 Stacy Fields, TE  
 Bruce Bratton, OT  
 1990 - Bruce Bratton, OT  
 Stacy Fields, TE  
 1991 - Bruce Bratton, OT  
 1992 - Warren Forney, DT  
 1993 - Stacy Seegars, OG  
 1994 - Ed Glenn, TE  
 Warren Forney, DT  
 1995 - Andy McCrorey, LB  
 1996 - Jim Bundren, OT  
 Glenn Rountree, OG  
 1997 - Jim Bundren, OT  
 Brian Wofford, WR  
 1999 - Chad Carson, LB  
 Kyle Young, C  
 2000 - Chad Carson, LB  
 Will Merritt, OG  
 Kyle Young, C  
 Braxton K. Williams, LB  
 2001 - Chad Carson, LB  
 Kyle Young, C  
 Will Merritt, OG  
 Derrick Hamilton, WR  
 Khaleed Vaughn, DE  
 2002 - William Henry, OT  
 Rodney Thomas, LB  
 Khaleed Vaughn, DE  
 2003 - Tony Elliott, WR  
 William Henry, OT  
 Justin Miller, CB  
 2004 - Jad Dean, PK  
 Tommy Sharpe, C  
 2006 - Thomas Hunter, TE  
 Alex Pearson, FB  
 2007 - Thomas Austin, OL

Mark Buchholz, PK  
 Jimmy Maners, P  
 Michael Palmer, TE  
 Alex Pearson, FB  
 2008 - Thomas Austin, OL  
 Mark Buchholz, PK  
 Jimmy Maners, P  
 Brandon Maye, LB  
 C.J. Spiller, RB  
 2009 - Thomas Austin, OG  
 Mason Cloy, OG  
 Dalton Freeman, C  
 Rashard Hall, S  
 Brandon Maye, LB  
 Michael Palmer, TE  
 Dawson Zimmerman, P  
 2010 - Jaron Brown, WR  
 Mason Cloy, OL  
 Dalton Freeman, C  
 Rashard Hall, S  
 Brandon Maye, LB  
 Dawson Zimmerman, P  
 2011 - Jaron Brown, WR  
 Chandler Catanzaro, PK  
 Brandon Ford, TE/WR  
 Dalton Freeman, C  
 Dawson Zimmerman, P  
 2012 - Jaron Brown, WR  
 Chandler Catanzaro, PK  
 Brandon Ford, TE  
 Dalton Freeman, C  
 Tyler Shatley, OG  
 Gifford Timothy, OT  
 2013 - Ben Boulware, LB  
 Chandler Catanzaro, PK  
 Daniel Rodriguez, WR  
 Tyler Shatley, OG  
 2014 - Daniel Rodriguez, WR  
 Artavis Scott, WR  
 Deshaun Watson, QB  
 2015 - Ben Boulware, LB  
 Eric Mac Lain, OG  
 Christian Wilkins, DT  
 2016 - Ben Boulware, LB  
 Dexter Lawrence, DT  
 Deshaun Watson, QB  
 Christian Wilkins, DE

## ACADEMIC ALL-AMERICANS

1956 - Charlie Bussey, QB  
 1957 - Harvey White, QB  
 1959 - Lou Cordileone, OT  
 1971 - Don Kelley, DB  
 1971 - Ben Anderson, DB  
 1977 - Steve Fuller, QB  
 1978 - Steve Fuller, QB  
 1984 - Mike Eppley, QB  
 1991 - Bruce Bratton, OT  
 1994 - Ed Glenn, TE  
 1995 - Andy McCrorey, LB  
 1999 - Kyle Young, C; Chad Carson, LB  
 2000 - Kyle Young, C; Chad Carson, LB  
 2001 - Kyle Young, C; Chad Carson, LB  
 2012 - Dalton Freeman, C

## ACC 50-YEAR ANNIVERSARY TEAM

Joe Bostic, OT; Jerry Butler, WR; Bennie Cunningham, TE; Jeff Davis, LB; Steve Fuller, QB; Terry Kinard, FS; Michael Dean Perry, DT; William Perry, MG; Anthony Simmons, LB

## ACC CHAMPIONSHIP GAME MVP

2009 - C.J. Spiller, RB  
 2011 - Tajh Boyd, QB  
 2015 - Deshaun Watson, QB  
 2016 - Deshaun Watson, QB

## ACC COACH-OF-THE-YEAR

Presented annually by the Atlantic Coast Sports Writers Association to the outstanding coach in the conference for that season.

1958 - Frank Howard  
 1966 - Frank Howard  
 1974 - Red Parker  
 1977 - Charley Pell  
 1978 - Charley Pell  
 1981 - Danny Ford  
 1983 - Danny Ford (UPI)  
 1999 - Tommy Bowden  
 2003 - Tommy Bowden

2009 - Dabo Swinney (Sporting News)  
 2015 - Dabo Swinney

## ACC DEFENSIVE PLAYER-OF-THE-YEAR

1999 - Keith Adams, LB  
 2004 - Leroy Hill, LB  
 2006 - Gaines Adams, DE  
 2010 - Da'Quan Bowers, DE  
 2014 - Vic Beasley, DE  
 2016 - Ben Boulware, LB (coaches)

## ACC DEFENSIVE ROOKIE-OF-THE-YEAR

2016 - Dexter Lawrence, DT

## ACC PLAYER-OF-THE-YEAR

Presented annually by the Atlantic Coast Sports Writers Association to the outstanding player in the conference for that season.

1967 - Buddy Gore, TB  
 1977 - Steve Fuller, QB  
 1978 - Steve Fuller, QB  
 1981 - Jeff Davis, LB  
 1984 - William Perry, MG  
 1987 - Michael Dean Perry, DT  
 2009 - C.J. Spiller, RB  
 2012 - Tajh Boyd, QB  
 2015 - Deshaun Watson, QB

## ACC ROOKIE-OF-THE-YEAR

Presented by the Atlantic Coast Sportswriters Association to the outstanding first-year player in the conference that season.

1979 - Chuck McSwain, TB  
 1987 - Terry Allen, TB  
 1990 - Ronald Williams, TB  
 1995 - Anthony Simmons, LB  
 2005 - James Davis, RB  
 2011 - Sammy Watkins, WR

## ACC SENIOR SCHOLASTIC AWARD

1995 - Ed Glenn, TE  
 2001 - Kyle Young, C  
 2002 - Chad Carson, LB  
 2003 - Jeff Scott, WR  
 2009 - Jimmy Maners, P  
 2011 - Caleb Simmons, OL

## AFCA COACH-OF-THE-YEAR

2015 - Dabo Swinney

## AFCA ASSISTANT COACH-OF-THE-YEAR

2013 - Chad Morris, Offensive Coordinator  
 2016 - Dan Brooks, Defensive Tackles

## AFCA GOODWORKS TEAM

Presented to 22 college players from across the country who are standouts on the field and community service.

1999 - Robert Carswell, FS  
 2000 - Nick Eason, DT  
 2009 - Xavier Dye, WR  
 2016 - Deshaun Watson, QB


## ALGERNON SYDNEY SULLIVAN AWARD

Presented to the Clemson student, chosen in recognition of excellence in maintaining high ideals of living, spiritual qualities and generous and disinterested service to others.

1956 - Joe Bowen, E  
 1970 - Jim Sursavage, LB  
 1994 - Warren Forney, DT  
 2002 - Chad Carson, LB

## ALL-BOWL TEAM

1940 Cotton	Banks McFadden, QB
	Bob Sharpe, C
1978 Gator	Joe Bostic, OG
1979 Peach	Jim Stuckey, DT
1981 Orange	Jeff Davis, LB
1987 Citrus	John Phillips, OG
1988 Citrus	Jesse Hatcher, OLB
1989 Gator	Levon Kirkland, OLB
1990 Hall of Fame	Eric Harmon, OG
	Chris Gardocki, PK
1993 Peach	Brentson Buckner, DT
1999 Peach	Keith Adams, LB
2001 Humanitarian	Kyle Young, C
2003 Peach	Chad Jasmin, RB
	Justin Miller, CB
2012 Chick-fil-A	DeAndre Hopkins, WR



**BENNIE CUNNINGHAM WAS A MEMBER OF THE ACC'S 50TH ANNIVERSARY TEAM.**



# AWARD WINNERS

2014 Orange	Tajh Boyd, QB
2014 Russell Athletic	Sammy Watkins, WR
2015 Orange /	Grady Jarrett, DT
CFP National Championship	Kevin Dodd, DE
	Mitch Hyatt, OT
	Eric Mac Lain, OG
	Deshaun Watson, QB
2016 Fiesta /	Jay Guillermo, C
CFP National Championship	Cordrea Tankersley, CB
	Carlos Watkins, DT
	Deshaun Watson, QB

## ALL-SOUTH

1937 - Charlie Woods, C; Don Willis, B
1938 - Gus Goins, E; Don Willis, B
1939 - George Fritts, T; Bob Sharpe, C
1939 - Banks McFadden, B
1948 - Bobby Gage, B
1950 - Wyndie Wyndham, LB; Bob Patton, T
1952 - Tom Barton, G

## ALL-SOUTH ATLANTIC

1930 - Red Fordham, C
1934 - Randy Hinson, B
1935 - Clarence Inabinet, G
1935 - Bob Jones, E
1936 - Mac Folger, B

## ALL-SIAA

1902 - Hope Sadler, E
John Maxwell, QB
1903 - Vet Sittion, E
O.L. Derrick, G
John Maxwell, QB
Jock Hanvey, FB
1904 - O.L. Derrick, T
1905 - O.L. Derrick, T
Fritz Furtick, HB
1913 - W. A. Schilleter, T
1917 - Mutt Gee, C
1919 - L.M. Lightsey, G
R.C. Potts, G
Stumpy Banks, B
1920 - L.M. Lightsey, G

## ALL-SOUTHERN CONFERENCE

1922 - L.M. Lightsey, T
1928 - O.K. Pressley, C
1929 - Goat McMillan, TB
1935 - Tom Brown, T
Clarence Inabinet, G
1937 - Charlie Woods, C
Bob Bailey, B
1938 - Gus Goins, E
Don Willis, B
1939 - Joe Blalock, E
George Fritts, T
Banks McFadden, B
Shad Bryant, B
1940 - Joe Blalock, E
George Fritts, T
Charlie Timmons, B
1941 - Joe Blalock, E
George Fritts, T
Charlie Timmons, B
1942 - Chip Clark, E
1944 - Ralph Jenkins, C
1945 - Ralph Jenkins, C
Bob Turner, T
1948 - Frank Gillespie, G
Bobby Gage, B
1949 - Ray Mathews, B
1950 - Glenn Smith, E
Fred Cone, B
1951 - Glenn Smith, E
Billy Hair, B
1952 - Don King, B

## ARCHIE GRIFFIN AWARD

Presented by the Columbus (Ohio) Touchdown Club to college football's Most Valuable Player.

2015 - Deshaun Watson, QB

## ARMED FORCES MERIT AWARD

Presented by the Football Writers of America.

2014 - Daniel Rodriguez, WR

## ASSOCIATED PRESS COACH-OF-THE-YEAR

2015 - Dabo Swinney

## ATLANTA TOUCHDOWN CLUB AWARD

Given annually to the top back and lineman in the South by the Atlanta Touchdown Club.

1977 - Steve Fuller, Back
1979 - Jim Stuckey, Tackle
1981 - Jeff Davis, Linebacker
1990 - Stacy Long, Offensive Tackle
1991 - Jeb Flesch, Offensive Guard

## BEAR BRYANT AWARD

2015 - Dabo Swinney
2016 - Dabo Swinney

## BOB JAMES SCHOLARSHIP

Presented by the ACC to Clemson male athlete in who has been an outstanding student-athlete.

1984 - Mike Eppley, QB
1985 - John Watson, OT
1987 - David Treadwell, PK
1992 - Bruce Bratton, OT

## BOBBY DODD NATIONAL COACH-OF-THE-YEAR AWARD

2011 - Dabo Swinney
---------------------

## BOWL GAME MVPs

1939 Cotton	Banks McFadden, B
1948 Gator	Bobby Gage, QB
1950 Orange	none chosen
1951 Gator	none chosen
1956 Orange	none chosen
1958 Sugar	none chosen
1959 Bluebonnet	Lowndes Shingler, QB
1977 Gator	Jerry Butler, WR
1978 Gator	Steve Fuller, QB
1979 Peach	none chosen
1981 Orange	Homer Jordan, QB
	Jeff Davis, LB
1985 Independence	Kenny Flowers, FB
1986 Gator	Rodney Williams, QB
1987 Citrus	Rodney Williams, QB
	Dorian Mariable, LB
1988 Citrus	Terry Allen, TB
	Jesse Hatcher, OLB
1989 Gator	Levon Kirkland, OLB
1990 Hall of Fame	DeChane Cameron, QB
1991 Citrus	DeChane Cameron, QB
	Chester McGlockton, DT
1993 Peach	Brentson Buckner, DT
	Emory Smith, FB
1995 Gator	Peter Ford, CB
1996 Peach	Raymond Priestler, TB
	Trevor Pryce, DT
1997 Peach	Rahim Abdullah, OLB
1999 Peach	Keith Adams, LB
2000 Gator	Rod Gardner, WR
2001 Humanitarian	Woodrow Dantzler, QB
2002 Tangerine	John Leake, LB
	Kevin Youngblood, WR
2003 Peach	Leroy Hill, LB
	Chad Jasmin, RB
2005 Champs Sports	James Davis, RB
2007 Chick-fil-A	C.J. Spiller, RB
2008 Gator	Da'Quan Bowers, DE
2009 Music City	C.J. Spiller, RB
2012 Chick-fil-A	Tajh Boyd, QB
2013 Orange	Sammy Watkins, WR
2014 Russell Athletic	Cole Stoudt, QB
2015 Orange	Deshaun Watson, QB
	Ben Boulware, LB
2016 Fiesta	Deshaun Watson, QB
	Clelin Ferrell, DE
2016 CFPNCG	Deshaun Watson, QB
	Ben Boulware, LB

Note: Year is season, not necessarily date.

## BRANDON STREETER AWARD

Given to a Clemson student-athlete who overcomes injury to exceed on the field.

1999-00 -	Brandon Streeter, Football
2002-03 -	Kevin Youngblood, Football
2007-08 -	Jacoby Ford, Football
2011-12 -	Phillip Price, Football

## BRIAN DAWKINS LIFETIME ACHIEVEMENT AWARD

2012 - Brian Dawkins
2013 - Bill Smith
2014 - Warren Forney
2015 - Jerry Butler
2016 - Jeff Davis

## BRIAN PICCOLO AWARD

Presented by the Atlantic Coast Conference to the year's most courageous football player in memory of the late Wake Forest and Chicago Bear halfback.

1978 - Rex Varn, DB

1980 - Jack Cain, DB

1986 - Ray Williams, WR

1995 - Warren Forney, DT

## BRONKO NAGURSKI AWARD

National Award given by Football Writers Association to the nation's top defensive player.

2010 - Da'Quan Bowers, DE

## CBS DEFENSIVE PLAYER-OF-THE-YEAR

National Award given by CBS Sports and Chevrolet to the nation's outstanding defensive player.

1982 - Terry Kinard, DB

## CBS SPORTS COACH-OF-THE-YEAR

2015 - Dabo Swinney
---------------------

## CHIC HARLEY AWARD

Presented to the nation's top player by the Touchdown Club of Columbus (Ohio).

2016 - Deshaun Watson

## CITIZENS SAVINGS ATHLETIC FOUNDATION HALL OF FAME

Clemson representatives have received recognition from the Citizen Savings Foundation (formerly the Helms Athletic Foundation) which is located in Los Angeles, Calif.

**Athletic Director** - Frank Howard, 1941-71 (Elected 1979)

**Coach** - Frank Howard, 1940-69 (Elected 1973)

**Player** - Banks McFadden, Back 1937-38-39 (Elected 1969)

**SID** - Bob Bradley, 1954-89 (Elected 1972); Joe Sherman, 1934-47 (Elected 1980)

**Athletic Trainer** - Fred Hoover, 1958-98 (Elected 1982)

## CLEMSON RING OF HONOR

Member (Retired Jersey)	Clemson	Inducted
Banks McFadden (#66)	1937-69	1994
Frank Howard	1931-69	1994
Steve Fuller (#4)	1975-78	1994
Jeff Davis (#45)	1978-81	1995
Fred Cone (#31)	1948-50	1997
Jerry Butler (#15)	1975-78	1999
Terry Kinard (#43)	1979-82	2001
Bob Bradley (SID)	1955-89	2005
1981 Team	1981	2006
Danny Ford	1978-89	2013

## DANNY FORD SCHOLARSHIP AWARD

2009 - Jess Bowers, DL
2010 - Michael Wade, QB/S
2011 - Dawson Zimmerman, P
2012 - Chandler Catanzaro, PK
2013 - Andrew Maass, WR
2014 - David Estes, LS
2015 - Alex Spence, PK
2016 - Alex Spence, PK

## DAVEY O'BRIEN AWARD

Presented to the nation's top quarterback.

2015 - Deshaun Watson, QB
2016 - Deshaun Watson, QB

## DISTINGUISHED SERVICE AWARD

1963 - Roy Pearce ('41)
Bob Jones ('30)
Porter Caughman ('08)
1965 - Walter Cox ('39)
1966 - Banks McFadden ('40)
1967 - Rhett Turnipsee ('22)
John M. Flemming ('26)
1968 - James Gee ('17)
Claude Hayden ('12)
1970 - States R.G. Finley ('18)
1977 - Herman Nimitz ('17)
1979 - Jesse H. Yarborough ('30)
1980 - Gene Willimon ('33)
1981 - Louis P. Batson, Jr. ('48)
1982 - Bill McLellan ('54)
1983 - Phil Prince ('49)
Billy G. Rogers ('49)
1984 - Bill Hunter ('45)
1986 - Wallace Roy ('26)

1987 - John Tice ('55)
1992 - Lawrence Gressette ('92)
2002 - John E. Walker ('58)
2003 - Charlie Bussey ('57)
2008 - Randy Smith ('66)
2013 - Jimmy Addison ('68)

## EARL H. BLAIK FELLOWSHIP

A scholarship given annually, sponsored by the NCAA, to a deserving scholar-athlete in the memory of the legendary Army coach, Earl Blaik

1964 - Jimmy Bell, QB

## EDDIE ROBINSON NATIONAL COACH-OF-THE-YEAR

1981 - Danny Ford
2015 - Dabo Swinney

## EDDIE ROBINSON NATIONAL COACH-OF-THE-YEAR FINALIST

2011 - Dabo Swinney
---------------------

## FCA National Coach of the Year

2014 - Dabo Swinney
---------------------

## FEDEX ORANGE BOWL FOOTBALL WRITERS ASSOCIATION COURAGE AWARD

2006 - Ray Ray McElrathbey, CB
2012 - Daniel Rodriguez, WR

## FRANCIS AWARD

Presented for Leadership

1988 - Jeff Bak, C
1989 - Wesley McFadden, FB
1990 - Stacy Fields, TE
1991 - Rob Bodine, MG
1992 - Ashley Sheppard, OLB
1993 - Richard Moncrief, QB
1994 - Tim Jones, LB
1995 - Warren Forney, DT
1996 - Raymond White, DT
1997 - Lamont Hall, TE
1998 - Donald Broomfield, DT
1999 - Brandon Streeter, QB
2000 - Chad Carson, LB; Kyle Young, C
2001 - Chad Carson, LB
2002 - Jackie Robinson, WR
2003 - Tony Elliott, WR
2004 - Tommy Sharpe, C
2005 - Tye Hill, CB
2006 - Anthony Waters, LB
2007 - Cullen Harper, QB; Michael Hamlin, S
2008 - Jock McKissic, DT
2009 - Thomas Austin, OG
2010 - Marcus Gilchrist, CB
2011 - Dwayne Allen, TE
2012 - Dalton Freeman, C
2013 - Tajh Boyd, QB
2014 - Grady Jarrett, DT
2015 - Eric Mac Lain, OG
2016 - Ben Boulware, LB

## FRANK BROYLES AWARD

Presented to the nation's top assistant coach.

2016 - Brent Venables

## FRANK HOWARD AWARD

For achievement bringing honor to Clemson.

1970 - Charlie Waters, Football
1971 - Jim Sursavage, Football
1972 - John McMakin, Football
1973 - Ben Anderson, Football
1974 - Henry Abadi, Men's Soccer
1975 - Bennie Cunningham, Football
1976 - Denny Walling, Baseball
1977 - Tree Rollins, Men's Basketball
1978 - Steve Fuller, Football
1979 - Steve Fuller, Football
Jerry Butler, Football
1980 - Noel Loban, Wrestling
1981 - Obed Ariri, Football
1982 - National Championship Football Team
1983 - Terry Kinard, Football
1984 - Mike Eppley, Football & Men's Basketball
1985 - Vincent Hamilton, Men's Basketball
1986 - Tina Krebs, Women's Track & Cross Country
1987 - Horace Grant, Men's Basketball
1988 - Pam Hayden, Women's Swimming
1989 - Mitzl Kremer, Women's Swimming
Kevin Johnson, Golf
1990 - Chris Patton, Golf
1991 - Lisa Dillard, Women's Track
1992 - Michael Green, Men's Track

# AWARD WINNERS

1993 - Kim Graham, Women's Track  
 1994 - Sam Henson, Wrestling  
 1995 - Shane Monahan, Baseball  
 1996 - Kris Benson, Baseball  
 1997 - Mitch Sprengelmeyer, Men's Tennis  
 1998 - Shawn Crawford, Men's Track  
 1999 - Wojtek Krakowiak, Men's Soccer  
 2000 - Shawn Crawford, Men's Track  
 2001 - Cydonie Mothersill, Women's Track  
 2002 - Jamine Moton, Women's Track  
 2003 - National Championship Golf Team  
 2004 - Julie Coin, Women's Tennis  
 2005 - Gisele Oliveira, Women's Track  
 2006 - Kim Routh, Women's Swimming  
 2007 - Travis Padgett, Men's Track  
 Kyle Stanley, Golf  
 2008 - Travis Padgett, Men's Track  
 2009 - Jacoby Ford, Men's Track/Football  
 2010 - Patricia Mamona, Women's Track  
 2011 - Da'Quan Bowers, Football  
 2012 - Richie Shaffer, Baseball  
 2013 - Tajh Boyd, Football  
 2014 - Sammy Watkins, Football

## GENE STALLINGS HUMANITARIAN AWARD

2014 - Dabo Swinney

## GEORGE MUNGER COACH-OF-THE-YEAR

2015 - Dabo Swinney

## BANK OF AMERICA HAMILTON/MORROW AWARDS

### Most Valuable Player

1936 - Mac Folger, TB  
 1937 - Red Pearson, BB  
 1938 - Charlie Woods, C  
 1939 - Banks McFadden, B  
 1948 - Jack Miller, PK  
 1950 - Fred Cone, FB  
 1958 - Bill Thomas, C  
 1959 - Bill Mathis, HB  
 1961 - Ron Scruduto, FB  
 1962 - Don Chuy, T  
 1963 - Pat Crain, FB  
 1964 - Hal Davis, HB  
 1965 - Thomas Ray, QB  
 1966 - Jimmy Addison, QB  
 1967 - Harry Olszewski, OG  
 1968 - Ray Yaeger, TB  
 1969 - Ray Yaeger, TB  
 1970 - Ray Yaeger, TB  
 1971 - Larry Hefner, LB  
 1972 - Wade Hughes, TB  
 1973 - Ken Pengitore, QB  
 1974 - Mark Fellers, QB  
 1975 - Craig Brantley, FLK  
 1976 - Mike O'Caín, QB  
 1977 - Steve Fuller, QB  
 1978 - Steve Fuller, QB  
 1979 - Bubba Brown, LB; Billy Lott, QB  
 1980 - Obed Ariri, PK  
 1981 - Homer Jordan, QB  
 1982 - Terry Kinard, FS; Cliff Austin, TB  
 1983 - Kevin Mack, FB  
 1984 - William Perry, MG  
 1985 - Kenny Flowers, TB  
 1986 - Terrence Flagler, TB  
 1987 - Michael Dean Perry, DT; John Phillips, OG  
 1988 - Rodney Williams, QB; Donnell Woolford, CB  
 1989 - Chris Morocco, QB; Levon Kirkland, OLB  
 1990 - Chris Gardocki, PK; John Johnson, OLB  
 1991 - DeChane Cameron, QB; Rob Bodine, MG  
 1992 - Rodney Blunt, TB; Robert O'Neal, FS  
 1993 - Terry Smith, WR; Brentson Buckner, DT  
 1994 - Louis Solomon, QB; Tim Jones, LB  
 1995 - Raymond Priestler, TB; Brian Dawkins, SS  
 1996 - Anthony Simmons, LB; Raymond Priestler, TB  
 1997 - Anthony Simmons, LB; Tony Horne, WR  
 1998 - Chris Jones, LB; Mal Lawyer, WR  
 1999 - Keith Adams, LB; Rod Gardner, WR  
 2000 - Nick Eason, DL; Woodrow Dantzler, QB; Rod Gardner, WR  
 2001 - Chad Carson, LB; Woodrow Dantzler, QB  
 2002 - Nick Eason, DT; J.J. McKelvey, WR; Bryant McNeal, DE  
 2003 - Leroy Hill, LB; Charlie Whitehurst, QB  
 2004 - Leroy Hill, LB; Aiesse Currie, WR  
 2005 - Tye Hill, CB; Charlie Whitehurst, QB  
 2006 - Gaines Adams, DE; Chansi Stuckey, WR  
 2007 - Michael Hamlin, S; Cullen Harper, QB  
 2008 - Michael Hamlin, S; C.J. Spiller, RB

2009 - DeAndre McDaniel, S; C.J. Spiller, RB  
 2010 - Da'Quan Bowers, DE; Jamie Harper, RB  
 2011 - Tajh Boyd, QB; Andre Branch, DE  
 2012 - Tajh Boyd, QB; DeAndre Hopkins, WR; Grady Jarrett, DT; Jonathan Willard, LB  
 2013 - Vic Beasley, DE; Tajh Boyd, QB; Spencer Shuey, LB; Sammy Watkins, WR  
 2014 - Vic Beasley, DE; Kalon Davis, OL; Grady Jarrett, DT; Mike Williams, WR  
 2015 - Wayne Gallman, RB; Shaq Lawson, DE; Deshaun Watson, QB  
 2016 - Ben Boulware, LB; Jadar Johnson, S; Carlos Watkins, DT; Deshaun Watson, QB Mike Williams, WR

## HAMPSHIRE SOCIETY INDUCTEE

2011 - Dawson Zimmerman, P  
 2012 - Jaron Brown, WR  
 Dalton Freeman, C  
 2013 - Chandler Catanzaro, PK

## HOME DEPOT COACH-OF-THE-YEAR

2015 - Dabo Swinney

## IPTAY ATHLETE-OF-THE-YEAR

Presented by Mr. & Mrs. Eugene P. Willimon to Clemson's most outstanding athlete each year based on athletic accomplishments with consideration of character, leadership and academics.  
 1978-79 Steve Fuller, Football  
 1979-80 Noel Loban, Wrestling  
 1980-81 Hans Koeleman, Men's Track  
 1981-82 Barbara Kennedy, Women's Basketball  
 1982-83 Terry Kinard, Football  
 1983-84 Mike Eppley, Football & Men's Basketball  
 1984-85 Vincent Hamilton, Men's Basketball  
 1985-86 Chuck Baldwin, Baseball  
 1986-87 Horace Grant, Men's Basketball  
 1987-88 Mitzi Kremer, Women's Swimming  
 1988-89 Brian Barnes, Baseball  
 1989-90 Lisa Dillard, Women's Track  
 1990-91 Dale Davis, Men's Basketball  
 1991-92 James Trapp, Men's Track  
 1992-93 Michael Green, Men's Track  
 1993-94 Sam Henson, Wrestling  
 1994-95 Duane Ross, Men's Track  
 1995-96 Kris Benson, Baseball  
 1996-97 Charles Warren, Golf  
 1997-98 Anthony Simmons, Football  
 1998-99 Jonathan Byrd, Golf  
 1999-00 Jonathan Byrd, Golf  
 2000-01 Rod Gardner, Football  
 2001-02 Khalil Greene, Baseball  
 D.J. Trahan, Golf  
 2002-03 D.J. Trahan, Golf  
 2003-04 Gisele Oliveira, Women's Track  
 2004-05 Julie Coin, Women's Tennis  
 2005-06 Tyler Colvin, Baseball  
 Tye Hill, Football  
 2006-07 Gaines Adams, Football  
 2007-08 Cliff Hammonds, Men's Basketball  
 2008-09 Varsity 4+ Rowing Team  
 2009-10 C.J. Spiller, Football  
 2010-11 Miller Moss, Men's Track  
 2011-12 Tanner Smith, Men's Basketball  
 2012-13 Brianna Rollins, Women's Track  
 2013-14 K.J. McDaniels, Men's Basketball

## JACK LAMBERT AWARD

Presented to the nation's top senior linebacker.  
 2016 - Ben Boulware

## JACOBS BLOCKING TROPHY (ACC)

Presented annually by Hugh & William Jacobs of Clinton, S.C., in memory of their late father, Dr. William P. Jacobs, to the ACC's outstanding blocker, based on a vote by ACC assistants.  
 1959 - Doug Cline, FB  
 1966 - Wayne Mass, T  
 1967 - Harry Olszewski, G  
 1977 - Joe Bostic, G  
 1983 - James Farr, G  
 1987 - John Phillips, OG

## JACOBS BLOCKING TROPHY (STATE)

Presented annually by Hugh & William Jacobs of Clinton, S.C., in memory of their late father, Dr. William P. Jacobs, to the outstanding blocker in the state of South Carolina, based on a vote of assistant coaches.

1928 - O.D. Padgett, BB  
 1930 - Grady Salley, WB  
 1937 - Don Willis, FB  
 1938 - Don Willis, FB  
 1942 - Marion Craig, BB  
 1944 - Alton Cumbie, BB  
 1945 - Alton Cumbie, BB  
 1948 - Robert Martin, BB  
 1950 - Dick Hendley, BB  
 1955 - Dick Marazza, T  
 1957 - Bill Thomas, C  
 1959 - Doug Cline, FB  
 1965 - Bo Ruffner, FB  
 1966 - Wayne Mass, T  
 1967 - Harry Olszewski, G  
 1968 - Joe Lhotsky, T  
 1970 - Dave Thompson, G  
 1973 - Ken Peeples, T  
 1974 - Ken Peeples, G  
 1977 - Joe Bostic, G  
 1978 - Joe Bostic, G  
 1982 - Bob Mayberry, T  
 1983 - James Farr, OG  
 1986 - John Phillips, OG  
 1987 - John Phillips, OG  
 1990 - Stacy Long, OT  
 1991 - Jeb Flesch, OG  
 1992 - Stacy Seegars, OG

## JIM TATUM AWARD

Presented to the top scholar among ACC football players.

1994 - Ed Glenn, TE  
 2001 - Kyle Young, C

## JOHN MACKEY AWARD

National award given to the nation's top tight end.  
 2011 - Dwayne Allen, TE

## JOHNNY UNITAS AWARD

Presented to the nation's top senior quarterback.  
 2016 - Deshaun Watson

## KEITH JACKSON AWARD OF EXCELLENCE

Presented by ESPN and Cingular Wireless  
 2006 - Ray Ray McElrathbey, CB

## LIBERTY MUTUAL NATIONAL COACH-OF-THE-YEAR AWARD FINALIST

2009 - Dabo Swinney  
 2011 - Dabo Swinney  
 2012 - Dabo Swinney  
 2013 - Dabo Swinney

## MANNING AWARD

Presented to the nation's top quarterback.  
 2015 - Deshaun Watson  
 2016 - Deshaun Watson

## McFADDEN AWARD

Presented to top college football player in South Carolina by the Greenville Touchdown Club.

1993 - Terry Smith, WR  
 1996 - Anthony Simmons, LB  
 1997 - Anthony Simmons, LB  
 1999 - Keith Adams, LB  
 2001 - Woodrow Dantzler, QB  
 2003 - Charlie Whitehurst, QB  
 2006 - Gaines Adams, DE  
 2007 - Cullen Harper, QB  
 2009 - C.J. Spiller, RB  
 2011 - Sammy Watkins, WR  
 2012 - Tajh Boyd, QB  
 2013 - Sammy Watkins, WR  
 2014 - Vic Beasley, DE  
 2015 - Deshaun Watson, QB

## McKELVIN AWARD

Given annually to the Athlete-of-the-Year in the Southern Conference and/or ACC.

1947-48 Frank Gillespie (Football, Basketball, Baseball)  
 1995-96 Kris Benson (Baseball)  
 2015-16 Deshaun Watson (Football)  
 2016-17 Deshaun Watson (Football)

## NATIONAL AWARD CANDIDATES

Year	Player	Award	Final
1982	Terry Kinard	CBS Defensive	1
1983	William Perry	Outland	10
1984	William Perry	Lombardi	4
1987	Michael Dean Perry	Outland	3

1990	Stacy Long	Outland	3
	Levon Kirkland	Butkus	5
1991	Ed McDaniel	Butkus	4
1997	Tony Horne	Biletnikoff	10
	Anthony Simmons	Butkus	10
1998	Antwan Edwards	Thorpe	10
1999	Keith Adams	Football News Defensive	15
2000	Keith Adams	Bednarik	3
		Butkus	3
		Football News Defensive	5
	Kyle Young	Rimington	3
	Chad Speck	Tatupu	5
	Woodrow Dantzler	O'Brien	8
	Rod Gardner	Biletnikoff	10
	Robert Carswell	Thorpe	12
2001	Kyle Young	Rimington	5
	Woodrow Dantzler	O'Brien	12
2002	Aaron Hunt	Groza	20
2004	Justin Miller	Thorpe	12
2005	Jad Dean	Groza	3
	Tye Hill	Thorpe	3
2006	Gaines Adams	Nagurski	5
		Hendricks	6
		Lombardi	12
		Bednarik	16
	James Davis	Walker	10
2008	Cullen Harper	Unitas	10
2009	C.J. Spiller	Walker	4
2010	Da'Quan Bowers	Hendricks	1
		Nagurski	1
		Bednarik	3
		Lombardi	3
	Dawson Zimmerman	Guy	10
2011	Dwayne Allen	Mackey	1
	Andre Branch	Hendricks	6
	Dalton Freeman	Rimington	6
	Tajh Boyd	O'Brien	10
		Maxwell	16
	Sammy Watkins	Biletnikoff	10
		Walter Camp	10
	Dawson Zimmerman	Wuerffel	13
	Chandler Catanzaro	Groza	20
2012	Dalton Freeman	Rimington	6
	Tajh Boyd	Manning	10
		Unitas	15
		Walter Camp	15
		O'Brien	16
	DeAndre Hopkins	Biletnikoff	10
	Chandler Catanzaro	Groza	20
2013	Sammy Watkins	Biletnikoff	3
	Tajh Boyd	Unitas	5
		Manning	10
		Maxwell	16
		O'Brien	16
	Vic Beasley	Hendricks	6
		Lombardi	12
		Bednarik	16
	Spencer Shuey	Lott	20
2014	Vic Beasley	Bednarik	3
		Lombardi	4
		Hendricks	5
		Lott	15
	Stephone Anthony	Butkus	15
	Ammon Lakip	Groza	20
2015	Deshaun Watson	Griffin	1
		Manning	1
		O'Brien	1
		Heisman	3
	Jordan Leggett	Mackey	3
	Shaq Lawson	Lombardi	4
		Nagurski	5
		Hendricks	6
		Bednarik	20
	Mackensie Alexander	Thorpe	16
2016	Deshaun Watson	Bowden	1
		Harley	1
		Manning	1
		O'Brien	1
		Unitas	1
		Heisman	2
		Walter Camp	3
		Maxwell	3
	Ben Boulware	Lambert	1
	Greg Huegel	Groza	20
	Jordan Leggett	Mackey	3
	Cordrea Tankersley	Thorpe	16
		Bednarik	18
	Christian Wilkins	Nagurski	5
		Bednarik	18



# AWARD WINNERS

## NATIONAL COORDINATOR-OF-THE-WEEK

Year	Player	Opponent	Outlet
2011	Chad Morris	Auburn	Rivals
	Kevin Steele	Virginia Tech	Rivals

## NATIONAL COORDINATOR-OF-THE-YEAR

Year	Coordinator	Position	Outlet
2011	Chad Morris	OC	Rivals
2014	Brent Venables	DC	Football Scoop
2015	Brent Venables	DC	Rivals

## NATIONAL FOOTBALL FOUNDATION HALL OF FAME

These men have received the highest honor the game of football accords in their selection to the Hall of Fame, which is located in Atlanta, Ga.

### Coaches

John Heisman, 1900-03 (Inducted 1954)  
 Jess Neely, 1931-39 (Inducted 1971)  
 Frank Howard, 1940-69 (Inducted 1989)  
 Danny Ford, 1978-89 (Inducted 2017)

### Players

Banks McFadden (B), 1937-39 (Inducted 1959)  
 Terry Kinard (S), 1979-82 (Inducted 2001)  
 Jeff Davis (LB), 1978-81 (Inducted 2007)

## NATIONAL FOOTBALL FOUNDATION & HOF SCHOLAR-ATHLETE AWARD

Given for excellence in football and academics (carries a stipend for postgraduate work).

1964 - Jimmy Bell, QB  
 1968 - Jimmy Addison, QB  
 1972 - Ben Anderson, DB  
 1978 - Steve Fuller, QB  
 2001 - Kyle Young, C

## NATIONAL FRESHMAN-OF-THE-YEAR

Year	Player	Outlet
1995	Anthony Simmons	UPI
2011	Sammy Watkins	College Football News
		Rivals
		Sporting News

## NATIONAL PLAYER-OF-THE-WEEK

Year	Player	Opponent	Outlet
1951	Glenn Smith	Auburn	AP
1958	Harvey White	Vanderbilt	AP
1974	Ken Callicutt	North Carolina	UPI
	Willie Anderson	South Carolina	SI
1978	Bubba Brown	NC State	SI
1980	Willie Underwood	South Carolina	SI
1995	Brian Dawkins	Duke	SI
1999	Brandon Streeter	Virginia	USA
	Keith Adams	Duke	Nagurski
2000	Woodrow Dantzler	Virginia	CNN.com
2001	Woodrow Dantzler	Georgia Tech	USA
		NC State	SN,
		CollegeFootballNews.com,	SI.com
2005	Jad Dean	Texas A&M	USA
2006	James Davis	Georgia Tech	WC,
		USA, Rivals.com	
2009	C.J. Spiller	Miami (Fla.)	WC
2011	Sammy Watkins	Maryland	Capital One Cup
			Rivals
	Tajh Boyd	North Carolina	Capital One Cup
	Kourtnei Brown*	North Carolina	WC
2012	Andre Ellington	Auburn	Maxwell
	Jonathan Meeks	Virginia Tech	Thorpe
	Tajh Boyd	NC State	WC
2013	Tajh Boyd	Georgia	Athlon
			Maxwell
	Vic Beasley	NC State	Bednarik
2014	Deshawn Watson	North Carolina	Capital One
2015	Deshawn Watson	Boston College	O'Brien
		NC State	Capital One
			Maxwell
			Walter Camp
			Syracuse
2016	Ben Boulware	Louisville	Bednarik
			Lott, Nagurski
	Deshawn Watson	Louisville	O'Brien
			Walter Camp
		Florida St.	O'Brien
		S. Carolina	Manning

\* - defense

## NATIONAL TEAM-OF-THE-WEEK

Year	Opponent	Outlet
2003	Florida State	Football Writers

2011	Florida State	Football Writers
2015	North Carolina	Football Writers

## NATION'S MOST VERSATILE ATHLETE

Banks McFadden, Football, Basketball, Track, 1939-40

## NCAA POSTGRADUATE SCHOLARSHIP

Given to a deserving scholar-athlete who is entering postgraduate work in conjunction with NCAA scholarship fund.

1964 - Jimmy Bell  
 1968 - Jimmy Addison  
 1972 - Ben Anderson  
 1979 - Steve Fuller  
 1985 - John Watson  
 2001 - Kyle Young

## NCAA TOP-FIVE AWARD

Given by the NCAA to the nation's top five outstanding senior student-athletes of the preceding calendar year.

1979 - Steve Fuller, Football

## PHIL STEELE COACH-OF-THE-YEAR

2015 - Dabo Swinney

## RENWICK-FLANDERS AWARD

### Most Improved Player

1973 - Curt Buttermore, OG  
 1974 - Mark Fellers, QB  
 1975 - Jimmy Weeks, OT  
 1976 - Bubba Brown, LB  
 1977 - Steve Ryan, FS  
 1978 - Lester Brown, TB  
 1979 - Jeff Davis, LB  
 1980 - Lee Nanne, OT  
 1981 - Brad Fisher, OT  
 1982 - Brian Butcher, OT  
 1983 - Bob Paulling, PK  
 1984 - Reid Ingle, OT  
 1985 - John Watson, OT  
 1986 - Tony Stephens, MG  
 1987 - Tony Stephens, MG  
 1988 - Mark Drag, MG  
 1989 - Hank Phillips, C  
 1990 - Arlington Nunn, SS  
 1991 - Rodney Blunt, TB  
 1992 - Warren Forney, DT  
 1993 - Tim Jones, LB  
 1994 - Andre Carter, FS  
 1995 - Patrick Sapp, OLB  
 1996 - Jamie Trimble, C  
 1997 - Lorenzo Bromell, DE  
 1998 - Kyle Young, OG  
 1999 - Dextra Polite, CB  
 2000 - Nick Eason, DE  
 2001 - Derrick Hamilton, WR  
 2002 - Justin Miller, CB  
 2003 - Tye Hill, CB  
 2004 - Tye Hill, CB  
 2005 - Chansi Stuckey, WR  
 2006 - Cole Chason, P  
 2007 - Cullen Harper, QB  
 2008 - Jacoby Ford, WR  
 2009 - Rashard Hall, S  
 2010 - Jarvis Jenkins, DT  
 2011 - Chandler Catanzaro, PK  
 2012 - Grady Jarrett, DT  
 2013 - Stephone Anthony, LB  
 Roderick McDowell, RB  
 2014 - Tony Steward, LB  
 Reid Webster, OL  
 2015 - Jay Guillermo, C  
 Cordrea Tankersley, CB  
 2016 - Tyrone Crowder, OG  
 C.J. Fuller, RB  
 Kendall Joseph, LB  
 Nick Schuessler, QB

## RETIRED NUMBERS

#4 Steve Fuller, QB  
 #28 C.J. Spiller, RB  
 #66 Banks McFadden, B

## R.F. POOLE AWARD

Recognition of best Tiger offensive and defensive players in the Clemson-South Carolina game.

Year	Offense	Defense
1971 -	Tommy Kendrick	Larry Hefner

1972 -	Heidi Davis	Jim Williamson
1973 -	Smiley Sanders	Mike Buckner
1974 -	Ken Callicutt	Willie Anderson
1975 -	Harold Goggins	G.G. Galloway
1976 -	Tracy Perry	Rex Varn
1977 -	Steve Fuller	Roy Epps
1978 -	Lester Brown	Bubba Brown
1979 -	Obed Ariri	Jim Stuckey
1980 -	Homer Jordan	Willie Underwood
1981 -	Chuck McSwain	Bill Smith
1982 -	Homer Jordan	Terry Kinard
1983 -	Stacy Driver	James Robinson
1984 -	Steve Reese	Terence Mack
1985 -	Kenny Flowers	Raymond Chavous
1986 -	Ricardo Hooper	Donnell Woolford
1987 -	Danny Pearman	Donnell Woolford
1988 -	Rodney Williams	Jesse Hatcher
1989 -	Rodney Fletcher	Levon Kirkland
1990 -	Ronald Williams	Chester McGlockton
1991 -	DeChane Cameron	Levon Kirkland
1992 -	Les Hall	Tim Jones
1993 -	Emory Smith	Andre Humphrey
1994 -	Lamont Pegues	Mike Barber
1995 -	Antwuan Wyatt	Leomont Evans
1996 -	Raymond Priestler	Dexter McCleon
1997 -	Nealon Greene	Antwan Edwards
1998 -	Javis Austin	Howard Bartley
1999 -	Woodrow Dantzler	Keith Adams
2000 -	Rod Gardner	Chad Carson
2001 -	Kyle Young	Khaleed Vaughn
2002 -	Charlie Whitehurst	Bryant McNeal
2003 -	Chad Jasmin	Maurice Fountain
2004 -	Reggie Merriweather	Leroy Hill
2005 -	James Davis	Jamaal Fudge
2006 -	C.J. Spiller	Jock McKissic
2007 -	Aaron Kelly	Chris Chancellor
2008 -	Starting Offensive Line	Chris Chancellor, Chris Clemmons
2009 -	Michael Palmer	Jamie Cumbie
2010 -	DeAndre Hopkins	Brandon Thompson
2011 -	Andre Ellington	Rashard Hall
2012 -	Andre Ellington	Xavier Brewer
2013 -	Brandon Thomas	Grady Jarrett
2014 -	8 players	11 players
2015 -	Deshawn Watson	Kevin Dodd
2016 -	Mike Williams	Ben Boulware

## SENIOR CLASS AWARD

Year	Player, Pos.	Final
2011	Dawson Zimmerman, P	10
2012	Rashard Hall, S	31

## SHINGLER/DR. R.C. EDWARDS SPORTSMANSHIP AWARD (Athletic Department-Wide Award)

1979 - Charlie Bauman, MG  
 1981 - Jack Cain, DB  
 1982 - Jerry Gaillard, WR  
 1983 - Mike Eppley, QB  
 1985 - Mike Eppley, QB  
 1986 - Andy Newell, P  
 1987 - Bill Spiers, P  
 1988 - David Treadwell, PK  
 1989 - Rodney Williams, QB  
 1990 - Wesley McFadden, RB  
 1991 - Chris Gardocki, PK  
 1995 - Warren Forney, DT  
 2000 - Brandon Streeter, QB  
 2002 - Chad Carson, LB  
 2004 - Tony Elliott, WR  
 2006 - Charlie Whitehurst, QB

## SILVER ANNIVERSARY ACC TEAM

Selected by the ACC Sports Writers Association honoring the players who participated in the conference during the first 25 years.  
 Harry Olszewski, OG, 1965-67 (selected in 1977)

## SILVER ANNIVERSARY ALL-AMERICAN

Selected by Sports Illustrated honoring successful men who played college football in 1932.  
 Buck Priestler, HB, Class of 1932 (selected in 1957)

## SOUTH CAROLINA ATHLETIC HALL OF FAME

1960 - Banks McFadden  
 1961 - Frank Howard  
 1968 - Rock Norman  
 1969 - Joe Blalock  
 1973 - Fred Cone  
 1974 - Joel Wells

1976 - Bob Jones  
 1977 - Bill Mathis  
 1978 - Bobby Gage, John Heisman  
 1979 - Bill A. Hudson, Bob Hudson, Bob Sharpe  
 1980 - Charlie Waters  
 1981 - Jess Neely  
 1982 - Danny Ford  
 1986 - Dwight Clark, B.C. Inabinet  
 1987 - Tom Barton  
 1990 - Harry Olszewski  
 1991 - Steve Fuller  
 1993 - Mac Folger, Bennie Cunningham, Bob Jones  
 1995 - Jim Stuckey  
 1997 - Jerry Butler  
 1999 - Jeff Bostic  
 2000 - Buddy Gore  
 2001 - Bob Bradley, Jeff Davis  
 2002 - Terry Kinard  
 2003 - Perry Tuttle  
 2004 - Jeff Bryant, Dreher Gaskin  
 2005 - Gary Barnes, Michael Dean Perry, William Perry  
 2007 - Bill Spiers  
 2008 - Levon Kirkland  
 2010 - Joe Bostic  
 2011 - Chester McGlockton, Gene Moore  
 2013 - Homer Jordan, Bill McLellan, Jim Phillips  
 2014 - Brian Dawkins, Rodney Williams  
 2015 - Terry Allen  
 2016 - Bobby Johnson, Donnell Woolford

## SPORTING NEWS COACH-OF-THE-YEAR

2015 - Dabo Swinney

## SPORTS ILLUSTRATED COACH-OF-THE-YEAR

2015 - Dabo Swinney

## SPORTS ILLUSTRATED'S ALL-CENTURY TEAM

Terry Kinard, S

## SUPER 11

Awarded to the top-11 athletic communications offices in the nation.

2009 - Football Writers  
 2010 - Football Writers  
 2015 - Football Writers  
 2016 - Football Writers

## SWEDE NELSON SPORTSMANSHIP AWARD

Selected by the Boston Touchdown Club and awarded to the player who most exemplifies sportsmanship in college athletics for the United States.

1953 - Don King, B

## TEAGUE AWARD

Given annually and selected by the sportswriters in North Carolina and South Carolina to the Amateur Athlete-of-the-Year in the two states.

1940 - Banks McFadden  
 1950 - Fred Cone

## TED HENDRICKS AWARD

Presented to the nation's top defensive end.

2010 - Da'Quan Bowers, DE

## USA TODAY ALL-DECADE TEAM

Presented by USA Today to the top-22 college players of the decade.

1980s - Terry Kinard, FS

## WALTER CAMP COACH-OF-THE-YEAR

2015 - Dabo Swinney

## WEAVER-JAMES CORRIGAN POSTGRADUATE SCHOLARSHIP

Given by the ACC to a deserving scholar-athlete in memory of ACC Commissioners.

1972 - Ben Anderson  
 1978 - Steve Fuller  
 1995 - Ed Glenn  
 1996 - Andye McCrorey  
 2002 - Chad Carson, Kyle Young  
 2003 - Jackie Robinson  
 2004 - Tony Elliott  
 2007 - Thomas Hunter  
 2010 - Michael Wade  
 2011 - Dawson Zimmerman  
 2012 - Rashard Hall  
 2013 - Chandler Catanzaro  
 2016 - Deshaun Watson



# ALL-AMERICA TIGER STATS

## O.K. PRESSLEY

C • Third Team, 1928

## BANKS McFADDEN

B • First Team, 1939

Year	GP-GS	Comp.	Att.	Int	Yds	Pct	Car.	Yds	Avg	Rec.	Yds	Avg
1937	9-0	0	2	1	0	.000	34	185	5.4	8	164	20.5
1938	9-6	10	20	0	169	.500	66	342	5.2	2	26	13.0
1939	9-8	31	70	6	581	.443	78	469	6.0	1	23	23.0
Totals	27-14	41	92	7	750	.446	178	996	5.6	11	213	19.4

Year	Plays	Off.	Y/P	TD	Pts	Int-Yds	Punts	Yds	Avg
1937	36	185	5.13	2	13	1-0	19	640	34.0
1938	86	511	5.94	5	31	1-5	29	1139	39.3
1939	148	1050	7.09	5	30	2-27	65	2828	43.5
Totals	270	1746	6.47	12	74	4-32	113	4607	40.8

## JOE BLALOCK

E • First Team, 1940,41

Year	GP-GS	Rec.	Yds	Avg	TD	Pts	Int-Yds	Rush	Avg	C-A-I-Yds
1939	10-9	15	322	21.47	3	18	0-0	4-21	5.3	1-3-0-23
1940	9-8	10	211	21.10	4	24	1-45	15-58	3.9	1-8-0-22
1941	9-9	13	240	18.50	4	26	0-0	16-64	4.0	0-1-0-0
Totals	28-26	38	773	20.34	11	68	1-45	35-143	4.1	2-12-0-45

## RALPH JENKINS

C • Second Team, 1945

## BOBBY GAGE

TB/S • Second Team, 1948

Year	GP-GS	Comp	Att.	Passing				Rushing				
				Int	Yds	TD	Pct	Eff.	Att	Yds	Avg	Int-Yds
1945	8-4	8	14	1	171	1	.571	169.0	44	214	4.9	2-33
1946	5-4	24	44	3	388	2	.545	129.9	53	250	4.7	1-10
1947	9-9	47	115	13	1002	10	.409	120.2	114	502	4.4	2-16
1948	11-10	44	105	10	887	11	.419	129.3	105	343	3.3	5-38
Totals	33-27	123	278	27	2448	24	.442	127.2	316	1309	4.1	10-97

Year	KOR-Yds	PR-Yds	Plays	Off	Y/P	TD	Pts	Punts	Yds	Avg
1945	2-43	8-64	58	385	6.6	0	0	22	779	35.4
1946	4-86	5-74	97	638	6.6	2	12	15	530	35.3
1947	10-244	14-98	229	1504	6.6	7	42	52	1950	37.5
1948	5-118	12-203	210	1230	5.9	1	7	37	1317	35.6
Totals	21-491	39-439	594	3757	6.3	10	61	126	4576	36.3

## JACKIE CALVERT

TB/S • First Team, 1950

Year	GP-GS	Cmp	Att	Int	Yds	TD	Pct	Eff	Att	Yds	Avg	TD	Rec	Yds
1948	5-0	1	6	0	10	0	.167	83.37	20	143	7.2	1	0	0
1949	10-7	16	51	5	318	2	.314	77.71	62	292	4.7	7	5	133
1950	11-9	23	44	3	557	6	.523	188.85	105	663	6.3	4	5	119
Totals	26-16	40	101	8	885	8	.396	123.50	187	1098	5.9	12	10	252

Year	Plays	Off.	Y/P	PR-Yds	KR-Yds	Int-Yds	TD	Pts	Punts	Yds	Avg
1948	26	153	5.9	4-77	1-15	1-15	1	6	1	49	49.0
1949	112	610	5.4	15-131	6-98	2-37	7	42	26	1087	41.8
1950	149	1220	8.2	14-225	6-89	2-7	6	36	4	178	44.5
Totals	287	1983	6.9	33-433	13-202	5-59	14	84	31	1314	42.4

## TOM BARTON

G • Second Team, 1952

## JOEL WELLS

B • Third Team, 1955

Year	GP-GS	Att	Yds	Avg	TD	Rec.	Yds	Avg	TD	PR-Yds	Int-Yds	KR-Yds
1954	10-7	74	352	4.8	3	3	34	11.3	0	2-13	1-0	2-20
1955	10-10	135	782	5.8	5	3	87	29.0	1	7-56	2-37	8-181
1956	11-11	156	678	4.3	6	4	80	20.0	0	2-16	2-6	6-140
Totals	31-28	365	1812	5.0	14	10	201	20.1	1	11-85	5-43	16-341

## LOU CORDILEONE

T • First Team, 1959

## WAYNE MASS

OT • First Team, 1966

## HARRY OLSZEWSKI

OG • First Team, 1967

## DAVE THOMPSON

OG • First Team, 1970

## BENNIE CUNNINGHAM

TE • Consensus First Team, 1974 • First Team, 1975

Year	GP-GS	Rec.	Yds	Avg	TD	Rush	Yds	Avg	TD
1973	11-11	22	341	15.5	1	11	73	6.6	0
1974	11-11	24	391	16.3	7	3	4	1.3	0
1975	11-11	18	312	17.3	2	3	4	1.3	0
Totals	33-33	64	1044	16.3	10	17	81	4.8	0

## JOE BOSTIC

OG • First Team, 1977,78

## JERRY BUTLER

WR • First Team, 1978

Year	GP-GS	Rec.	Yds	Avg	TD	Rush	Yds	KOR	Yds
1975	5-0	1	7	7.0	0	0	0	3	46
1976	11-11	33	484	14.6	4	3	23	3	32
1977	12-12	47	824	17.5	4	3	13	0	0
1978	12-12	58	908	15.7	3	0	0	0	0
Totals	40-35	139	2223	16.0	11	6	36	6	78

## STEVE FULLER

QB • Third Team, 1978

Year	GP-GS	Comp	Att	Yds	Int	TD	Pct	Car	Yds	Avg	TD
1975	8-1	22	46	354	3	2	47.8	47	148	3.1	0
1976	11-9	58	116	835	6	5	50.0	157	503	3.2	6
1977	12-12	106	205	1655	8	8	51.7	178	437	2.5	6
1978	12-12	101	187	1515	4	7	54.0	153	649	4.2	10
Totals	43-34	287	554	4359	21	22	51.8	535	1737	3.2	22

## JIM STUCKEY

DT • First Team, 1979

Year	GP-GS	Tot	Hits	Ast	TL	Sacks	CF-RF	PBU
1976	10-4	33	19	14	4	0	0-0	0
1977	12-12	88	46	42	5	4	1-1	2
1978	12-12	87	46	41	7	4	1-0	2
1979	12-12	106	63	43	20	10	1-0	0
Totals	46-40	314	174	140	36	18	3-1	4

## OBED ARIRI

PK • First Team, 1980

Year	GP-GS	0-20	21-29	30-39	40-49	50+	Total	PATs	Pts
1977	12-11	1-1	2-2	3-3	3-6	1-8	10-20	23-24	53
1978	12-11	0-0	8-9	3-6	3-10	0-0	14-25	44-46	86
1979	12-11	2-2	4-7	6-6	4-6	0-1	16-22	14-15	62
1980	11-11	1-1	9-10	8-8	4-7	1-4	23-30	18-18	87
Totals	47-44	4-4	23-28	20-23	14-29	2-13	63-97	99-103	288

## JEFF DAVIS

LB • First Team, 1981

Year	GP-GS	Tot	Hit	Ast	TFL	Sacks	PBU	Int-Yd	CF-RF
1978	5-0	11	5	6	0-0	0-0	1	1-10	3-2
1979	12-12	123	63	60	6-25	0-0	5	3-17	0-0
1980	11-11	160	108	52	2-7	0-0	4	0-0	3-2
1981	12-12	175	119	56	10-37	4-27	6	0-0	4-4
Totals	40-35	469	295	174	18-69	4-27	16	4-27	10-8

## PERRY TUTTLE

WR • First Team, 1981

Year	GP-GS	Rec.	Yds	Avg	TD	LG	Rush	Yds	Avg	TD	KOR-Yds
1978	11-0	9	192	21.3	1	39	5	55	11.0	0	0-0
1979	12-12	36	544	15.1	4	81	2	12	6.0	0	0-0
1980	11-11	53	915	17.3	4	63	2	23	11.5	0	0-0
1981	12-12	52	883	17.0	8	80	3	21	7.0	0	12-266
Totals	46-35	150	2534	16.9	17	81	12	111	9.3	0	12-266

## JEFF BRYANT

DT • Second Team, 1981

Year	GP-GS	Tot	Hit	Ast	TFL	Sacks	PBU	CF-RF
1978	12-0	31	13	18	1-6	0-0	0	0-0
1979	12-0	37	22	15	0-0	0-0	0	0-0
1980	11-8	52	31	21	7-42	5-45	1	0-1
1981	12-12	92	69	23	19-74	8-61	2	2-1
Totals	47-20	212	135	77	27-122	13-106	3	2-2

## LEE NANNEY

OT • Second Team, 1981

Year	GP-GS	Plays
1978	1-0	10
1979	12-12	630
1980	11-11	645
1981	12-12	816
Totals	36-35	2101

## TERRY KINARD

DB • First Team, 1981 • Unanimous First Team, 1982

Year	GP-GS	Tot	Hit	Ast	TFL	PBU	Int-Yd-LG	CF-RF	PR-Yds-Avg
1979	12-3	35	15	20	0-0	5	3-93-40	0-0	0-0-0
1980	9-9	73	36	37	0-0	7	2-0-0	2-1	12-50-4.2
1981	12-12	95	74	21	1-5	6	6-51-19	1-0	0-0-0
1982	11-11	89	62	27	1-1	12	6-3-3	1-1	0-0-0
Totals	44-35	292	187	105	2-6	30	17-147-40	4-2	12-50-4.2

## JOHNNY REMBERT

LB • Third Team, 1982

Year	GP-GS	Tot	Hit	Ast	TFL	Sacks	PBU	Int-Yds	CF
1981	12-1	22	19	3	1-5	0-0	3	2-15	0
1982	10-9	64	37	27	8-23	1-2	5	6-128	3
Totals	22-10	86	56	30	9-28	1-2	8	8-143	3



# ALL-AMERICA TIGER STATS

## JAMES ROBINSON

DT • Second Team, 1983

Year	GP-GS	Tot	Hits	Ast	TFL	Sacks	CF-RF	PBU
1979	12-0	7	5	2	3-9	1-5	0-0	0
1980	11-5	47	33	14	5-23	2-12	0-0	2
1981	11-2	42	28	14	4-22	3-20	0-2	3
1983	11-11	83	57	26	13-20	5-43	2-2	5
<b>Totals</b>	<b>45-18</b>	<b>179</b>	<b>123</b>	<b>56</b>	<b>25-74</b>	<b>11-80</b>	<b>2-4</b>	<b>10</b>

## JAMES FARR

OG • Third Team, 1983

Year	GP-GS	Plays	KD
1980	11-1	125	9
1981	12-12	506	32
1982	11-11	602	35
1983	11-11	654	46
<b>Totals</b>	<b>45-35</b>	<b>1887</b>	<b>122</b>

## WILLIAM PERRY

DT • Third Team, 1982 • Consensus First Team, 1983 • First Team, 1984

Year	GP-GS	Tot	Hit	Ast	TFL	Sacks	CF-RF	PBU	BK
1981	12-4	48	33	15	9-50	4-44	1-2	0	0
1982	11-7	52	30	22	9-66	5-38	3-1	0	0
1983	11-4	61	38	23	15-67	6-40	2-1	1	0
1984	11-11	100	67	33	27-111	10-69	2-3	1	1
<b>Totals</b>	<b>45-26</b>	<b>261</b>	<b>168</b>	<b>93</b>	<b>60-294</b>	<b>25-191</b>	<b>8-7</b>	<b>2</b>	<b>1</b>

## DONALD IGWEBUIKE

PK • Third Team, 1984

Year	GP-GS	0-29	30-39	40-49	+50	FGM-A	LK	XPM-XPA	Pts
1981	12-9	2-2	6-7	1-4	1-4	10-17	52	1-1	31
1982	11-2	0-0	1-1	1-2	1-1	3-4	55	0-0	9
1983	10-0	1-1	0-0	1-1	1-3	3-5	55	1-1	10
1984	11-11	4-4	4-5	6-6	2-2	16-17	53	41-41	89
<b>Totals</b>	<b>44-22</b>	<b>7-7</b>	<b>11-13</b>	<b>9-13</b>	<b>5-10</b>	<b>32-43</b>	<b>55</b>	<b>43-43</b>	<b>139</b>

## DALE HATCHER

P • Second Team, 1984

Year	GP-GS	P	Yds	Avg	-20	+50	LP	HB	Net
1981	11-10	44	1908	43.4	17	13	64	1	40.5
1982	11-11	46	1871	40.7	21	8	63	1	38.8
1983	11-11	47	2051	43.6	15	10	57	0	40.9
1984	11-11	54	2361	43.7	16	13	68	0	42.4
<b>Totals</b>	<b>44-43</b>	<b>191</b>	<b>8191</b>	<b>42.9</b>	<b>69</b>	<b>44</b>	<b>68</b>	<b>2</b>	<b>40.7</b>

## STEVE REESE

OG • Second Team, 1985

Year	GP-GS	Plays	KD
1982	10-0	100	12
1983	11-7	462	30
1984	11-11	572	42
1985	12-12	850	82
<b>Totals</b>	<b>44-30</b>	<b>1984</b>	<b>166</b>

## TERRENCE FLAGLER

TB • First Team, 1986

Year	GP-GS	Att	Yds	Avg.	TD	LG	Rec.	Yds	Avg	TD	KOR	Yds
1982	9-0	29	120	4.0	0	14	0	0	0.0	0	4	108
1983	2-1	31	202	6.5	0	35	2	21	10.5	0	1	8
1984	10-2	75	350	4.7	5	43	8	63	7.5	2	0	0
1985	9-0	52	232	4.3	2	47	10	54	5.4	0	0	0
1986	12-10	192	1258	6.6	10	88	16	188	11.8	3	0	0
<b>Totals</b>	<b>42-13</b>	<b>379</b>	<b>2162</b>	<b>5.7</b>	<b>17</b>	<b>88</b>	<b>36</b>	<b>326</b>	<b>9.1</b>	<b>5</b>	<b>5</b>	<b>116</b>

## JOHN PHILLIPS

OG • First Team, 1986 • Second Team, 1987

Year	GP-GS	Plays	KD
1984	11-0	50	0
1985	12-8	621	42
1986	12-12	864	100
1987	12-12	795	103
<b>Totals</b>	<b>47-32</b>	<b>2330</b>	<b>245</b>

## DAVID TREADWELL

PK • Consensus First Team, 1987

Year	GP-GS	0-29	30-39	40-49	+50	Tot	PAT	LK	Pts
1985	11-11	4-6	8-8	5-8	0-2	17-24	25-25	49	76
1986	12-12	7-7	3-5	2-8	0-0	12-20	34-34	46	70
1987	11-11	7-8	7-8	4-6	0-0	18-22	33-34	43	87
<b>Totals</b>	<b>34-34</b>	<b>18-21</b>	<b>18-21</b>	<b>11-22</b>	<b>0-2</b>	<b>47-66</b>	<b>92-93</b>	<b>49</b>	<b>233</b>

## MICHAEL DEAN PERRY

DT • First Team, 1987

Year	GP-GS	Tot	Hits	Ast	TFL	Sacks	CF-RF	PBU
1984	11-10	75	48	27	15-63	7-37	3-0	1
1985	7-6	34	19	15	7-20	2-5	1-0	6
1986	12-5	56	31	25	15-84	9-60	0-0	5
1987	11-11	74	52	22	24-128	10-86	1-0	3
<b>Totals</b>	<b>41-32</b>	<b>239</b>	<b>150</b>	<b>89</b>	<b>61-295</b>	<b>28-188</b>	<b>5-0</b>	<b>15</b>

## DONNELL WOOLFORD

CB • First Team, 1987 • Consensus First Team, 1988

Year	GP-GS	Tot	Hits	Ast	TFL	Int-Yd	PR-Yd	Avg	PBU
1985	12-0	21	12	9	0-0	1-34	1-14	14.0	2
1986	11-11	53	37	16	3-3	3-(-8)	25-203	8.1	12
1987	12-12	52	38	14	4-8	5-0	23-345	15.0	15
1988	12-12	61	45	16	5-18	1-0	29-192	6.6	15
<b>Totals</b>	<b>47-35</b>	<b>187</b>	<b>132</b>	<b>55</b>	<b>12-29</b>	<b>10-26</b>	<b>78-754</b>	<b>9.7</b>	<b>44</b>

## STACY LONG

OT • First Team 1989 • Consensus First Team 1990

Year	GP-GS	Plays	KD
1986	5-1	39	3
1988	12-1	344	17
1989	12-12	734	69
1990	11-11	601	52
<b>Totals</b>	<b>40-25</b>	<b>1718</b>	<b>141</b>

## CHRIS GARDOCKI

PK • Third Team, 1989 • Second Team 1990

Year	GP-GS	0-29	30-39	40-49	+50	Tot	PAT	LK	Pts	KO	TB
1988	12-12	6-7	7-11	4-8	2-6	19-32	1-1	52	58	1	0
1989	12-12	10-10	2-5	10-13	0-1	22-29	41-41	49	107	32	9
1990	12-12	8-8	7-9	4-5	3-6	22-28	30-30	57	96	66	24
<b>Totals</b>	<b>36-36</b>	<b>24-25</b>	<b>16-25</b>	<b>18-26</b>	<b>5-13</b>	<b>63-89</b>	<b>72-72</b>	<b>57</b>	<b>261</b>	<b>99</b>	<b>33</b>

Year	Punts	Yds	-20	+50	Ret-Yd	LP	HB	Net	Avg
1988	45	1924	7	8	23-206	66	0	38.1	42.76
1989	48	2062	15	7	16-171	63	0	39.4	42.96
1990	58	2580	12	15	33-300	78	1	39.3	44.48
<b>Totals</b>	<b>151</b>	<b>6566</b>	<b>34</b>	<b>30</b>	<b>72-677</b>	<b>78</b>	<b>1</b>	<b>39.1</b>	<b>43.48</b>

## ROB BODINE

MG • First Team, 1991

Year	GP-GS	Plays	Hits	Ast	Tot	TFL	Sacks	PBU	CF-RF	QP
1989	12-12	420	28	32	60	7-26	2-17	1	0-0	6
1990	11-11	484	42	36	78	14-47	5.5-32	1	1-1	11
1991	12-12	560	72	36	108	27-111	7.5-62	0	2-1	11
<b>Totals</b>	<b>35-35</b>	<b>1464</b>	<b>142</b>	<b>104</b>	<b>246</b>	<b>48-184</b>	<b>15-111</b>	<b>2</b>	<b>3-2</b>	<b>28</b>

## JEB FLESCHE

OG • Consensus First Team, 1991

Year	GP-GS	Plays	KD
1988	12-9	512	52
1989	12-12	759	85
1990	12-12	681	53
1991	12-12	705	77
<b>Totals</b>	<b>48-45</b>	<b>2657</b>	<b>267</b>

## LEVON KIRKLAND

OLB • Second Team, 1990 • First Team, 1991

Year	GP-GS	Plays	Hits	Ast	Tot	TFL	Sacks	PBU	CF-RF	QP	Int-Yd
1988	12-7	446	38	33	71	9-70	5.5-62	2	2-1	6	1-22
1989	12-12	463	38	39	77	9-70	6.5-64	7	2-3	16	3-47
1990	12-12	483	30	28	58	10-30	1.5-15	8	2-1	18	0-0
1991	12-12	536	47	20	67	12-55	5.5-35	6	1-2	15	0-0
<b>Totals</b>	<b>48-43</b>	<b>1928</b>	<b>153</b>	<b>120</b>	<b>273</b>	<b>40-225</b>	<b>19-176</b>	<b>23</b>	<b>7-7</b>	<b>55</b>	<b>4-69</b>

## ED McDANIEL

LB • First Team, 1991

Year	GP-GS	Plays	Hits	Ast	Tot	TFL	Sacks	CF-RF	PBU	Int-Yd
1988	12-9	570	62	42	104	4-11	0-0	3-1	4	0-0
1989	12-6	363	32	30	62	3-4	0-0	1-0	5	0-0
1990	12-12	547	75	34	109	13-53	1-13	4-2	2	1-10
1991	12-11	554	72	42	114	10-22	0-0	2-1	3	0-0
<b>Totals</b>	<b>48-38</b>	<b>2034</b>	<b>241</b>	<b>148</b>	<b>389</b>	<b>30-90</b>	<b>1-13</b>	<b>10-4</b>	<b>14</b>	<b>1-10</b>

## STACY SEEGBARS

OG • Second Team, 1992 • First Team, 1993

Year	GP-GS	Plays	KD
1990	6-0	69	2
1991	12-12	808	50
1992	11-11	791	103
1993	12-12	789	58
<b>Totals</b>	<b>41-35</b>	<b>2457</b>	<b>213</b>

## NELSON WELCH

PK • Third Team, 1992

Year	GP-GS	0-29	30-39	40-49	50+	Tot	LK	PAT	Pts
1991	12-12	8-10	6-8	5-6	0-3	19-27	47	31-35	88
1992	11-11	9-10	4-7	7-9	2-2	22-28	53	23-25	89
1993	12-12	9-11	4-5	2-8	0-0	15-24	47	17-18	62
1994	11-11	5-6	6-8	5-8	0-0	16-22	47	14-14	62
<b>Totals</b>	<b>46-46</b>	<b>31-37</b>	<b>20-28</b>	<b>19-31</b>	<b>2-5</b>	<b>72-101</b>	<b>53</b>	<b>85-92</b>	<b>301</b>

# ALL-AMERICA TIGER STATS

## BRIAN DAWKINS

SS • Second Team, 1995

Year	GP-GS	Plays	Hits	Asts	Tot	TFL	PBU	Int-Yds-TD	CF-RF	BK
1992	11-0	29	14	11	25	0-0	0	0-0-0	1-0	0
1993	12-12	740	43	23	66	3-7	10	3-13-0	2-1	1
1994	11-11	724	52	19	71	2-8	4	2-33-0	0-1	1
1995	12-12	754	60	29	89	4-22	9	6-55-1	1-2	1
Totals	46-35	2247	169	82	251	9-37	23	11-101-1	4-4	3

## ANTHONY SIMMONS

ILB • Third Team, 1995 • First Team, 1996 • Consensus First Team, 1997

Year	GP-GS	Play	Hits	Ast	Tot	TFL	Sacks	PBU
1995	12-11	568	78	72	150	11-43	3.5-24	3
1996	12-12	709	92	86	178	16-58	7-58	2
1997	12-12	665	95	63	158	25-101	8-57	4
Totals	36-35	1942	265	221	486	52-202	18.5-139	9

## JIM BUNDREN

OT • Second Team, 1997

Year	GP-GS	Plays	KD
1994	11-11	563	33
1995	12-12	650	24
1996	12-12	790	31
1997	12-12	769	43
Totals	47-47	2772	131

## ANTWAN EDWARDS

DB • Third Team, 1998

Year	GP-GS	Plays	Hits	Ast	Tot	Int-Yds	PR-Yds	PBU	KOR-Yds
1995	12-0	212	23	18	41	0-0	4-57	2	2-40
1996	12-12	595	54	29	83	2-58	2-18	4	3-43
1997	11-11	694	38	14	52	4-81	0-0	15	12-280
1998	10-10	543	24	19	43	2-56	6-82	14	13-350
Totals	45-33	2044	139	80	219	8-195	12-157	35	30-713

## KEITH ADAMS

ILB • First Team, 1999 • Consensus First Team, 2000

Year	GP-GS	Plays	Hits	Ast	Tot	TFL	Sacks	Int	PBU	CF-RF	QP
1998	11-0	176	14	31	45	0-0	0-0	0	0	1-0	1
1999	12-12	864	119	67	186	35-171	16-122	0-0	3	2-2	25
2000	12-12	753	81	67	148	19-99	7-74	1-27	3	4-0	19
Totals	35-24	1793	214	165	379	54-270	23-196	1-27	6	7-2	45

## ROD GARDNER

WR • First Team, 2000

Year	GP-GS	Plays	Rec.	Yds	Avg.	TD	LG	20+	Y/G	KOR-Yds
1997	12-2	259	8	101	12.6	1	41	2	8.4	0-0
1998	11-3	317	20	263	13.2	1	63	2	23.1	0-0
1999	12-10	798	80	1084	13.6	4	49	15	90.3	0-0
2000	12-11	722	58	1050	18.1	7	50	20	87.5	8-168
Totals	47-26	2096	166	2498	15.0	13	63	39	53.1	8-168

## ROBERT CARSWELL

FS • Third Team, 2000

Year	GP-GS	Plays	Hit	Ast	Tot	TFL	Sacks	Int	QP	PBU	CF-RF
1997	12-6	405	30	21	51	2-10	0-0	0-0	0	6	1-0
1998	11-11	705	56	46	102	4-7	0-0	0-0	0	4	0-0
1999	12-12	869	89	40	129	1-2	0-0	6-72	0	3	1-1
2000	12-12	780	45	47	92	1-2	1-2	2-29	0	2	0-2
Totals	47-41	2759	220	154	374	8-21	1-2	8-101	0	15	2-3

## KYLE YOUNG

C • Second Team, 2000 • Third Team, 2001

Year	GP-GS	Plays	KD
1998	11-4	479	41
1999	12-12	919	83
2000	12-12	766	120
2001	12-12	854	168
Totals	47-40	3018	412

## BRIAN MANCE

CB • Fourth Team, 2002

Year	GP-GS	Plays	Hit	Ast	Tot	TFL	Int.	PBU	CF-RF	PR	KOR
1999	12-0	49	12	3	15	1-4	0-0	0	0-0	0-0	0-0
2000	12-3	279	24	15	39	1-2	3-72	5	1-1	6-192	6-157
2001	11-11	774	31	17	48	0-0	3-0	7	0-0	16-211	25-588
2002	13-13	823	50	12	62	1-14	6-1	11	2-0	4-31	2-43
Totals	48-27	1925	117	47	164	3-20	12-73	23	3-1	26-434	33-788

## LEROY HILL

LB • Third Team, 2004

Year	GP-S	Plays	Hit	Ast	Tot	TFL	Sacks	Int	QP	PBU	CF-RF
2001	10-0	135	19	12	31	1-1	0-0	0-0	0	1	0-0
2002	13-0	47	16	13	29	1-1	0-0	0-0	0	0	0-1
2003	13-13	757	110	35	145	27-92	8-57	3-4	8	2	1-1
2004	11-11	677	74	32	106	19-88	8-66	0-0	7	1	0-0
Totals	47-24	1616	219	92	311	48-182	16-123	3-4	15	4	1-2

## JUSTIN MILLER

KR • Second Team, 2004

Year	GP-S	Plays	Hit	Ast	Tot	TFL	Int	PBU	CF-RF	KOR	PR ^TD
2002	13-8	674	43	18	61	0-0	8-50	9	2-0	13-456	0-0 1
2003	13-13	819	45	9	54	2-7	2-30	13	1-0	17-417	8-73 1
2004	11-11	718	46	8	54	0-0	3-14	9	0-1	20-661	26-339 3
Totals	37-32	2211	134	35	169	2-7	13-94	31	3-1	50-1534	34-412 5

^ - kickoff and punt returns; Note: Also played four snaps on offense in 2004.

## TYE HILL

CB • First Team, 2005

Year	GP-S	Plays	Hit	Ast	Tot	TFL	Sacks	Int	QP	PBU	CF-RF
2003	13-11	678	34	3	37	1-7	1-7	2-(-2)	0	7	1-0
2004	11-11	784	38	14	52	2-12	1-9	0-0	0	21	0-0
2005	12-12	717	41	13	54	5-14	1-1	3-35	0	7	1-1
Totals	36-34	2179	113	30	143	8-33	3-17	5-33	0	35	2-1

Year	GP-S	Plays	Car.	Yds	Avg	TD	LG	Rec	Yds	TD
2002	13-0	129	42	225	5.4	2	32	3	7	0

## GAINES ADAMS

DE • Unanimous First Team, 2006

Year	GP-S	Plays	Hit	Ast	Tot	TFL	Sacks	Int	QP	PBU	CF-RF
2003	12-0	172	11	4	15	4-8	1-1	0-0	7	2	0-0
2004	11-1	346	22	13	35	8-26	5-20	0-0	5	4	0-0
2005	12-12	627	37	19	56	15-83	9.5-64	0-0	29	9	3-0
2006	13-13	582	42	20	62	17.5-106	12.5-87	0-0	25	6	2-3
Totals	48-26	1727	112	56	168	44.5-223	28-172	0-0	66	21	5-3

## NATHAN BENNETT

OG • Third Team, 2006

Year	GP-GS	Plays	KD
2003	13-7	599	45
2004	11-10	510	44
2005	10-8	550	74.5
2006	13-13	649	100
Totals	47-38	2308	263.5

## CHRIS McDUFFIE

OG • Second Team, 2007

Year	GP-GS	Plays	KD
2004*	10-0	128	0
2005	11-0	92	11
2006	13-5	340	50
2007	12-11	619	84
Totals	46-16	1179	145

\* - played defense and had 12 tackles

## BARRY RICHARDSON

OT • First Team, 2007

Year	GP-GS	Plays	KD
2004	11-7	471	19
2005	12-12	733	47
2006	13-13	684	75
2007	13-12	890	65
Totals	49-44	2778	206

## C.J. SPILLER

RB/KR • Unanimous First Team, 2009

Year	G-S	Snaps	Car	Yds	Avg	TD	Rec	Yds	TD	PR	KOR
2006	13-1	322	129	938	7.3	10	19	210	2	11-33	13-234
2007	13-5	508	145	768	5.3	3	34	271	2	16-137	19-547
2008	12-1	359	116	629	5.4	7	34	436	3	18-189	19-516
2009	14-12	505	216	1212	5.6	12	36	503	4	8-210	23-755
Totals	52-19	1694	606	3547	5.9	32	123	1420	11	53-569	74-2052

## THOMAS AUSTIN

OG • Third Team, 2009

Year	GP-GS	Plays	KD
2006	8-0	117	22
2007	13-12	780	90
2008	13-13	795	98
2009	14-14	809	106
Totals	48-39	2501	316

## DeANDRE McDANIEL

S • First Team, 2009 • Third Team, 2010

Year	G-S	Snaps	Hit	Ast	Tot	TFL	Sacks	Int	QP	PBU	CF-RF	PR
2007	13-0	438	27	6	33	4-11	0-0	2-0	3	6	0-0	1-7
2008	13-8	630	54	23	77	4-23	0-0	1-1	8	6	2-1	0-0
2009	14-14	892	74	28	102	5-17	2-11	8-128	3	2	1-0	0-0
2010	13-13	790	64	20	84	5.5-17	0-0	4-33	2	6	0-0	0-0
Totals	53-35	2750	219	77	296	18.5-68	2-11	15-162	16	20	3-1	1-7



# ALL-AMERICA TIGER STATS

## DA'QUAN BOWERS

DE • Unanimous First Team, 2010												
Year	G-S	Snaps	Hit	Ast	Tot	TFL	Sacks	Int	QP	PBU	CF-RF	
2008	13-6	480	39	8	47	8-26	1-8	0-0	15	3	0-1	
2009	12-11	475	37	21	58	11-36	3-20	0-0	12	1	1-1	
2010	13-13	683	62	12	74	26-153	15.5-112	1-0	20	2	1-0	
<b>Totals</b>	<b>38-30</b>	<b>1638</b>	<b>138</b>	<b>41</b>	<b>179</b>	<b>45-215</b>	<b>19.5-140</b>	<b>1-0</b>	<b>47</b>	<b>6</b>	<b>2-2</b>	

## DWAYNE ALLEN

TE • Consensus First Team, 2011										
Year	GP-GS	Rec.	Yds	Avg	TD	Rush	Yds	Avg	TD	
2009	14-6	10	108	10.8	3	0	0	---	0	
2010	13-13	33	373	11.3	1	0	0	---	0	
2011	14-14	50	598	12.0	8	0	0	---	0	
<b>Totals</b>	<b>41-33</b>	<b>93</b>	<b>1079</b>	<b>11.6</b>	<b>12</b>	<b>0</b>	<b>0</b>	<b>---</b>	<b>0</b>	

## ANDRE BRANCH

DE • Second Team, 2011												
Year	GP-GS	Snaps	Hit	Ast	Tot	TFL	Sacks	Int	QP	PBU	CF-RF	
2008	7-0	143	9	2	11	1-2	0-0	0-0	1	1	0-0	
2009	14-0	337	33	13	46	8-57	2-17	0-0	7	2	0-0	
2010	13-13	651	36	19	55	7.5-31	5-21	0-0	15	7	0-0	
2011	14-14	755	64	21	85	17-86	10.5-75	0-0	17	1	1-1	
<b>Totals</b>	<b>48-27</b>	<b>1886</b>	<b>142</b>	<b>55</b>	<b>197</b>	<b>33.5-176</b>	<b>17.5-113</b>	<b>0-0</b>	<b>40</b>	<b>11</b>	<b>1-1</b>	

## SAMMY WATKINS

WR/KR • First Team, 2011 • First Team, 2012 • First Team, 2013												
Year	GP-GS	Rec.	Yds	Avg	TD	LG	Rush	Yds	Avg	TD	KOR-Yds	
2011	13-10	82	1219	14.9	12	65	32	231	7.2	0	33-826	
2012	10-7	57	708	12.4	3	61	14	97	6.9	1	13-257	
2013	13-12	101	1464	14.5	12	96	6	11	1.8	0	14-293	
<b>Totals</b>	<b>36-29</b>	<b>240</b>	<b>3391</b>	<b>14.1</b>	<b>27</b>	<b>96</b>	<b>52</b>	<b>339</b>	<b>6.5</b>	<b>1</b>	<b>60-1376</b>	

## TAJH BOYD

QB • First Team, 2012												
Year	GP-GS	Comp	Att	Yds	Int	TD	Pct	Car	Yds	Avg	TD	Eff.
2010	7-0	33	63	329	3	4	52.4	23	33	1.4	1	107.7
2011	14-14	298	499	3828	12	33	59.7	142	218	1.5	5	141.2
2012	13-13	287	427	3896	13	36	67.2	186	514	2.8	10	165.6
2013	13-13	283	413	3851	11	34	68.5	154	400	2.6	10	168.7
<b>Totals</b>	<b>47-40</b>	<b>901</b>	<b>1402</b>	<b>11,904</b>	<b>39</b>	<b>107</b>	<b>64.3</b>	<b>505</b>	<b>1165</b>	<b>2.3</b>	<b>26</b>	<b>155.2</b>

## DALTON FREEMAN

C • First Team, 2012				
Year	GP-GS	Plays	Yds	KD
2009	13-9	547		44
2010	13-13	811		58
2011	14-14	1044		41
2012	13-13	959		28
<b>Totals</b>	<b>53-49</b>	<b>3361</b>		<b>171</b>

## DEANDRE HOPKINS

WR • Second Team, 2012												
Year	GP-GS	Rec.	Yds	Avg	TD	LG	Rush	Yds	Avg	TD	KOR-Yds	
2010	12-8	52	637	12.3	4	45	0	0	----	0	2-32	
2011	14-11	72	978	13.6	5	50	0	0	----	0	0-0	
2012	13-13	82	1405	17.1	18	62	0	0	----	0	0-0	
<b>Totals</b>	<b>39-32</b>	<b>206</b>	<b>3020</b>	<b>14.7</b>	<b>27</b>	<b>62</b>	<b>0</b>	<b>0</b>	<b>----</b>	<b>0</b>	<b>2-32</b>	

## VIC BEASLEY

DE • Consensus First Team, 2013 • Consensus First Team, 2014												
Year	GP-GS	Snaps	Hit	Ast	Tot	TFL	Sacks	Int	QP	PBU	CF-RF	
2011	9-0	16	1	1	2	0-0	0-0	0-0	0	0	0-0	
2012	13-0	288	14	4	18	8-55	8-55	0-0	8	2	1-0	
2013	13-13	560	36	8	44	23-135	13-98	0-0	12	6	4-1	
2014	13-12	557	32	5	37	21.5-116	12-95	0-0	9	3	2-1	
<b>Totals</b>	<b>48-25</b>	<b>1421</b>	<b>83</b>	<b>18</b>	<b>101</b>	<b>52.5-306</b>	<b>33-248</b>	<b>0-0</b>	<b>29</b>	<b>11</b>	<b>7-2</b>	

## GRADY JARRETT

DT • Third Team, 2014												
Year	GP-GS	Snaps	Hit	Ast	Tot	TFL	Sacks	Int	QP	PBU	CF-RF	
2011	9-0	61	1	1	2	0-0	0-0	0-0	1	0	0-0	
2012	13-11	512	27	22	49	8.5-25	2-16	0-0	10	1	0-1	
2013	13-13	539	46	37	83	11-15	2-2	0-0	14	0	0-2	
2014	13-13	530	37	36	73	10-40	1.5-11	0-0	12	0	2-1	
<b>Totals</b>	<b>48-37</b>	<b>1642</b>	<b>111</b>	<b>96</b>	<b>207</b>	<b>29.5-80</b>	<b>5.5-29</b>	<b>0-0</b>	<b>37</b>	<b>1</b>	<b>2-4</b>	

## MACKENSIE ALEXANDER

CB • Third Team, 2015												
Year	GP-S	Plays	Hit	Ast	Tot	TFL	Sacks	Int	QP	PBU	CF-RF	
2014	13-13	766	18	4	22	2-3	0-0	0-0	0	6	0-1	
2015	14-13	733	27	3	30	2-8	0-0	0-0	1	6	0-0	
<b>Totals</b>	<b>27-26</b>	<b>1499</b>	<b>45</b>	<b>7</b>	<b>52</b>	<b>4-11</b>	<b>0-0</b>	<b>0-0</b>	<b>1</b>	<b>12</b>	<b>0-1</b>	

## GREG HUEGEL

PK • Second Team, 2015												
Year	GP-GS	0-29	30-39	40-49	50+	Tot	LK	PAT	Pts			
2015	15-14	7-7	14-15	6-10	0-0	27-32	47	57-62	138			
2016	15-15	5-6	4-6	5-7	0-0	14-19	47	71-73	113			
<b>Totals</b>	<b>30-29</b>	<b>12-13</b>	<b>18-21</b>	<b>11-17</b>	<b>0-0</b>	<b>41-51</b>	<b>47</b>	<b>128-135</b>	<b>251</b>			

## JAYRON KEARSE

SS • First Team, 2015												
Year	GP-GS	Plays	Hit	Ast	Tot	TFL	Sacks	Int	QP	PBU	CF-RF	
2013	12-3	444	34	21	55	0.5-2	0-0	4-62	0	0	1-0	
2014	13-12	698	54	13	67	5-25	3-20	2-21	1	7	0-1	
2015	15-14	856	71	16	87	6.5-24	0-0	1-0	5	8	1-1	
<b>Totals</b>	<b>40-29</b>	<b>1998</b>	<b>159</b>	<b>50</b>	<b>209</b>	<b>12-51</b>	<b>3-20</b>	<b>7-83</b>	<b>6</b>	<b>15</b>	<b>2-2</b>	

## SHAQ LAWSON

DE • First Team, 2015												
Year	GP-GS	Snaps	Hit	Ast	Tot	TFL	Sacks	Int	QP	PBU	CF-RF	
2013	13-0	337	17	18	35	10-43	4-17	0-0	9	1	0-0	
2014	13-1	295	30	14	44	11-50	3.5-31	0-0	5	0	1-0	
2015	15-15	722	64	24	88	25.5-123	12.5-90	0-0	15	1	1-0	
<b>Totals</b>	<b>41-16</b>	<b>1354</b>	<b>111</b>	<b>56</b>	<b>167</b>	<b>46.5-216</b>	<b>20-138</b>	<b>0-0</b>	<b>29</b>	<b>2</b>	<b>2-0</b>	

## JORDAN LEGGETT

TE • Second Team, 2015 • Second Team, 2016												
Year	GP-GS	Rec.	Yds	Avg	TD	Rush	Yds	Avg	TD			
2013	10-1	12	176	14.7	2	0	0	---	0			
2014	11-7	14	161	11.5	1	0	0	---	0			
2015	15-15	40	525	13.1	8	0	0	---	0			
2016	15-15	46	736	16.0	7	0	0	---	0			
<b>Totals</b>	<b>51-38</b>	<b>112</b>	<b>1598</b>	<b>14.3</b>	<b>18</b>	<b>0</b>	<b>0</b>	<b>---</b>	<b>0</b>			

## DESHAUN WATSON

QB • First Team, 2015 • Second Team, 2016												
Year	GP-GS	Comp	Att	Yds	Int	TD	Pct	Car	Yds	Avg	TD	Eff.
2014	8-5	93	137	1466	2	14	67.9	63	200	3.2	5	188.6
2015	15-15	333	491	4104	13	35	67.8	207	1105	5.5	12	156.3
2016	15-15	388	579	4593	17	41	67.0	166	626	3.8	9	151.1
<b>Totals</b>	<b>38-35</b>	<b>814</b>	<b>1207</b>	<b>10,163</b>	<b>32</b>	<b>90</b>	<b>67.4</b>	<b>436</b>	<b>1931</b>	<b>4.4</b>	<b>26</b>	<b>157.5</b>

## BEN BOULWARE

LB • Second Team, 2016												
Year	GP-GS	Snaps	Hit	Ast	Tot	TFL	Sacks	Int	QP	PBU	CF-RF	
2013	11-0	73	13	12	25	1.5-2	0-0	1-1	0	0	0-0	
2014	13-2	326	35	23	58	5-16	1-10	1-47	6	1	0-2	
2015	15-15	850	95	43	138	8-38	3.5-25	2-15	23	7	3-1	
2016	14-14	882	77	54	131	11.5-50	4-32	1-0	12	2	3-1	
<b>Totals</b>	<b>53-31</b>	<b>2131</b>	<b>220</b>	<b>132</b>	<b>352</b>	<b>26-107</b>	<b>8.5-67</b>	<b>5-63</b>	<b>41</b>	<b>10</b>	<b>6-4</b>	

# ALL-ACC SELECTIONS

Year	Player	Pos.	Cl.	T	Player	Pos.	Cl.	T	Player	Pos.	Cl.	T	Year	Player	Pos.	Cl.	T				
1953	Dreher Gaskin	E	Sr.	2	1971	Wayne Baker	DE	Sr.	1	James Robinson	DT	Sr.	1	2010	Da'Quan Bowers	DE	Jr.	1			
	Don King	B	So.	2		Henry Walls	LB	Fr.	*1	Chris Hairston	OT	Sr.	1								
						Larry Hefner	LB	Sr.	1	Wayne Morgan	OT	Sr.	2								
1954	Clyde White	T	Sr.	1		John McMakin	TE	Sr.	1	Dale Hatcher	P	Sr.	1		Raymond Priest	TB	So.	2			
	Scott Jackson	E	Sr.	2	1972	Frank Wirth	DT	Sr.	1	Donald Igwebuikie	PK	Sr.	1		Jeff Sauve	PK	Sr.	2			
	Don King	B	Jr.	2		1973	Peanut Martin	DB	So.	1	William Perry	MG	Sr.	1	1996	Jim Bundren	OT	Jr.	1		
1955	Joel Wells	TB	Jr.	1			Ken Peebles	OT	Jr.	1	Steve Reese	OG	Jr.	1			Trevor Pryce	DT	Jr.	1	
	1956	Joel Wells	TB	Sr.	1		Ken Pengitore	QB	Jr.	1	Terrance Rouillac	WR	So.	1			Anthony Simmons	LB	So.	1	
		Charlie Bussey	QB	Sr.	2	1974	Willie Anderson	MG	Sr.	1	Ronald Watson	DB	Sr.	1		Lamont Hall	TE	Jr.	2		
John Grdijan		G	Jr.	2			Bennie Cunningham	TE	Jr.	1	1985	Steve Berlin	DT	Sr.	1		Dexter McClean	CB	Sr.	2	
Dalton Rivers	E	So.	2		Jim Ness		DB	Sr.	1		Kenny Flowers	TB	Jr.	1		Raymond Priest	TB	Jr.	2		
1957	Harvey White	QB	So.	1		Ken Peebles	OT	Sr.	1		Steve Reese	OG	Sr.	1		Glenn Rountree	OG	Jr.	2		
	John Grdijan	G	Sr.	2	1975	Bennie Cunningham	TE	Sr.	1		Jim Riggs	TE	Jr.	1		Jamie Trimble	C	Sr.	2		
	Ray Masneri	E	Jr.	2		1977	Joe Bostic	OG	Jr.	1	1986	Terrence Flagler	TB	Sr.	1	1997	Jim Bundren	OT	Sr.	1	
1958	Jim Padgett	T	Sr.	1			Jonathan Brooks	DE	Jr.	1			Delton Hall	CB	Sr.		1		Tony Horne	KR	Sr.
	Ray Masneri	E	Sr.	2		Lacy Brumley	OT	Sr.	1			Terence Mack	DE	Sr.	1			Raymond Priest	TB	Sr.	1
	Bill Thomas	C	Sr.	2		Jerry Butler	SE	Jr.	1		Michael Dean Perry	DT	Jr.	1		Glenn Rountree	OG	Sr.	1		
	Harvey White	B	Jr.	2		Steve Fuller	QB	Jr.	1		John Phillips	OG	Jr.	1		Anthony Simmons	LB	Jr.	1		
1959	Gary Barnes	E	So.	1		Steve Ryan	DB	Jr.	1		Jim Riggs	TE	Sr.	1		Lorenzo Bromell	DE	Sr.	2		
	Doug Cline	FB	Sr.	1		Randy Scott	LB	Jr.	1	1987	Terry Allen	TB	Fr.	1		Antwan Edwards	DB	Jr.	2		
	Bill Mathis	HB	Sr.	1	1978	Joe Bostic	OG	Sr.	1			Jeff Nunamacher	OT	Jr.	1		Tony Horne	WR	Sr.	2	
	Harold Olson	T	Sr.	1			Jonathan Brooks	DE	Sr.		1		Michael Dean Perry	DT	Sr.	1		Raymond White	MG	Sr.	2
	Lou Cordileone	T	Sr.	2			Bubba Brown	LB	Jr.	1		John Phillips	OG	Sr.	1	1998	Antwan Edwards	CB	Sr.	1	
	Paul Snyder	C	Sr.	2		Lester Brown	TB	Jr.	1		Tony Stephens	MG	Sr.	1			Rahim Abdullah	OLB	Jr.	2	
1960	Lowndes Shingler	QB	Sr.	1		Jerry Butler	SE	Sr.	1		David Treadwell	PK	Sr.	1			Adrian Dingle	DE	Sr.	2	
	Dave Lynn	G	Sr.	2		Steve Fuller	QB	Sr.	1		Donnell Woolford	CB	Jr.	1		Corey Hulsey	OG	Jr.	2		
	Bill McGuirt	B	Jr.	2		Steve Kenney	OT	Sr.	1	1988	Terry Allen	TB	So.	1		Holland Postell	OT	Sr.	2		
1961	Tommy King	E	Sr.	1		Steve Ryan	DB	Sr.	1			Mark Drag	MG	Sr.	1	1999	Keith Adams	LB	So.	1	
	1962	Don Chuy	T	Sr.	1		Randy Scott	LB	Sr.		1		Jeff Nunamacher	OT	Sr.		1		Robert Carswell	FS	Jr.
	1963	Pat Crain	FB	Jr.	1		Jim Stuckey	DT	Jr.	1		Donnell Woolford	CB	Sr.	1			Rod Gardner	WR	Jr.	2
	Billy Weaver	G	Sr.	1	1979	Jeff Bostic	OG	Sr.	1		Chris Gardocki	P	Fr.	*2		Terry Jolly	DT	Jr.	2		
	Jack Aaron	T	Sr.	2			Bubba Brown	LB	Sr.	1		Jesse Hatcher	OLB	Sr.	*2		Dextra Polite	CB	Sr.	2	
	Ted Bunton	C	Jr.	2			Steve Durham	DT	Jr.	1		James Lott	FS	Jr.	*2	2000	Keith Adams	LB	Jr.	1	
	Lou Fogle	E	Sr.	2		David Sims	P	Jr.	1		Richard McCullough	DT	Sr.	*2			Alex Ardley	CB	Jr.	1	
1965	Johnny Boyette	OT	Sr.	1		Jim Stuckey	DT	Sr.	1	1989	Doug Brewster	LB	Jr.	1			Robert Carswell	FS	Sr.	1	
	Bill Hecht	LB	Sr.	1		Rex Varn	DB	Sr.	1			Chris Gardocki	PK/P	So.	1		Terry Jolly	DT	Sr.	1	
	Hugh Mauldin	TB	Sr.	1		Obed Ariri	PK	Sr.	1			Vance Hammond	DT	Jr.	1		Kyle Young	C	Jr.	1	
	Butch Sursavage	DE	So.	1		Perry Tuttle	FLK	Jr.	1		Levon Kirkland	OLB	So.	*1		Travis Zachery	RB	Jr.	1		
1966	Jimmy Addison	QB	Jr.	1	1981	Dan Benish	DT	Jr.	1		Stacy Long	OT	Jr.	1		Rod Gardner	WR	Sr.	2		
	Wayne Mass	OT	Jr.	1			Tony Berryhill	C	Sr.	1		James Lott	FS	Sr.	1		Will Merritt	OG	Jr.	2	
	Harry Olszewski	OG	Jr.	1			Jeff Bryant	DT	Sr.	1		Otis Moore	DT	Sr.	*1	2001	Woodrow Dantzler	QB	Sr.	1	
	Wayne Page	DB	Sr.	1		Jeff Davis	LB	Sr.	1		Robert O'Neal	FS	Fr.	*1			Chad Carson	LB	Sr.	2	
	Butch Sursavage	DE	Jr.	1		Homer Jordan	QB	Jr.	1		Hank Phillips	C	Sr.	*1			Charles Hafley	DB	Sr.	2	
1967	Jim Catoe	LB	Jr.	1		Terry Kinard	FS	Jr.	1		Dexter Davis	CB	So.	*2		Will Merritt	OG	Sr.	2		
	Ronnie Ducworth	DE	Jr.	1		Perry Tuttle	FLK	Sr.	1		Jeb Flesch	OG	So.	*2		Kyle Young	C	Sr.	2		
	Buddy Gore	TB	Jr.	1	1982	Cliff Austin	TB	Sr.	1		John Johnson	OLB	Jr.	*2	2002	Nick Eason	DT	Sr.	1		
	Frank Liberatore	DB	Sr.	1			Andy Headen	DE	Sr.	1	1990	Rob Bodine	MG	Jr.		1		Brian Mance	CB	Sr.	2
	Wayne Mass	OT	Sr.	1			Terry Kinard	FS	Sr.	1			Dexter Davis	CB		Jr.	1		Bryant McNeal	DE	Sr.
	Harry Olszewski	OG	Sr.	1		Frank Magwood	WR	Sr.	*1			Chris Gardocki	PK/P	Jr.	1		Justin Miller	DB	Fr.	2	
1968	John Cagle	DT	Sr.	1		Bob Paulling	PK	Jr.	*1		Vance Hammond	DT	Sr.	1	2003	Leroy Hill	LB	Jr.	1		
	Jimmy Catoe	LB	Sr.	1		William Perry	MG	So.	1		Eric Harmon	OG	Sr.	1			Derrick Hamilton	WR	Jr.	2	
	Ronnie Ducworth	DE	Sr.	1		Johnny Rembert	LB	Sr.	1		Levon Kirkland	OLB	Jr.	1			Derrick Hamilton	KR	Jr.	2	
	Buddy Gore	TB	Sr.	1	1983	K.D. Dunn	TE	Jr.	1		Stacy Long	OT	Sr.	1		Gregory Walker	OT	Sr.	2		
	Joe Lhotsky	OT	Sr.	1			James Farr	OG	Sr.	1		Ronald Williams	TB	Fr.	1		Donnell Washington	DT	Jr.	2	
1969	Ivan Southerland	DE	Sr.	1			Rod McSwain	DB	Sr.	1		Doug Brewster	LB	Sr.	2	2004	Airese Currie	WR	Sr.	1	
	Charlie Waters	OE	Sr.	1		Bob Paulling	PK	Sr.	1		Jeb Flesch	OG	Jr.	2			Leroy Hill	LB	Sr.	1	
	Ray Yauger	TB	Jr.	1		William Perry	MG	Jr.	1		John Johnson	OLB	Sr.	2			Justin Miller	DB	Jr.	2	
1970	Don Kelley	DB	Jr.	1		Edgar Pickett	DE	Sr.	1		Ed McDaniel	LB	Jr.	2		Justin Miller	KR	Jr.	2		



JAY GUILLERMO WAS ONE OF A SCHOOL-RECORD 17 ALL-ACC SELECTIONS FOR THE TIGERS IN 2015.

\* - AP; ^ - UPI; Note: Coaches All-ACC selection in <sup>(superscripts)</sup>, coaches began picking an All-ACC team in 2012; third-team selections began in 2013.



# PRO PLAYERS (ALL OUTDOOR LEAGUES)

**ABDULLAH, RAHIM**, OLB (1998)  
Cleveland Browns, 1999,00  
Edmonton Eskimos (CFL), 2002-04  
Calgary Stampeders (CFL), 2005,06

**ADAMS, GAINES**, DE (2006)  
Tampa Bay Buccaneers, 2007-09  
Chicago Bears, 2009  
2007 All-Rookie Team  
First-Round Draft Choice, fourth player chosen, 2007

**ADAMS, KEITH**, LB (2000)  
Dallas Cowboys, 2001,02  
Berlin Thunder (NFL), 2002  
Philadelphia Eagles, 2002-05  
Miami Dolphins, 2006  
Cleveland Browns, 2007

**ALEXANDER, KEVIN**, DE (2009)  
Denver Broncos, 2010

**\*ALEXANDER, MACKENSIE**, CB (2015)  
Minnesota Vikings, 2016

**\*ALLEN, DWAYNE**, TE (2011)  
Indianapolis Colts, 2012-16  
2012 All-Rookie Team

**ALLEN, TERRY**, TB (1989)  
Minnesota Vikings, 1991-94  
Washington Redskins, 1995-98  
New England Patriots, 1999  
New Orleans Saints, 2000  
Baltimore Ravens, 2001  
1996 Pro Bowl; 1996 All-Pro

**\*ANTHONY, STEPHONE**, LB (2014)  
New Orleans Saints, 2015,16  
2015 All-Rookie Team

**ARIRI, OBED**, PK (1980)  
Washington Federals (USFL), 1983  
Tampa Bay Buccaneers, 1984  
Washington Redskins, 1987

**AUSTIN, CLIFF**, TB (1982)  
New Orleans Saints, 1983,84  
Atlanta Falcons, 1984-86  
Tampa Bay Buccaneers, 1987

**AUSTIN, THOMAS**, C (2009)  
New England Patriots, 2010  
Houston Texans, 2011  
Carolina Panthers, 2012  
Indianapolis Colts, 2013

**BALDWIN, BOB**, B (1964)  
Baltimore Colts, 1966,67

**BARBER, MIKE**, LB (1994)  
Seattle Seahawks, 1995-97  
Indianapolis Colts, 1998,99  
New York/New Jersey Hitmen (XFL), 2001

**BARNES, GARY**, OE (1961)  
Green Bay Packers, 1962,63  
Dallas Cowboys, 1963  
Chicago Bears, 1964  
Atlanta Falcons, 1966,67  
First player signed and to score points for Atlanta; 1962 NFL World Champion

**\*BARNES, TAVARIS**, DE (2014)  
New Orleans Saints, 2015,16

**\*BATTLE, ISIAH**, OT (2014)  
St. Louis Rams, 2015,16 (practice squad)

**\*BEASLEY, VIC**, DE (2014)  
Atlanta Falcons, 2015,16  
2016 Pro Bowl

**BENISH, DAN**, DT (1982)  
Atlanta Falcons, 1983-86  
Washington Redskins, 1987,88  
1987 Super Bowl Champion

**BENNETT, CHARLES**, DE (2005)  
Tampa Bay Buccaneers, 2006,07  
Tennessee Titans, 2008

**BENNETT, NATHAN**, OG (2006)  
Baltimore Ravens, 2008

**BOSTIC, JEFF**, C (1979)  
Washington Redskins, 1980-93  
1982,87,91 Super Bowl Champion; 1983 Pro Bowl

**BOSTIC, JOE**, OG (1978)  
St. Louis Cardinals, 1979-88  
1979 NFL All-Rookie

**\*BOWERS, Da'QUAN**, DE (2010)  
Tampa Bay Buccaneers, 2011-15  
Edmonton Eskimos, 2017

**BOYER, SHELTON**, WR (1985)  
Miami Dolphins, 1987 (replacement player)

**\*BRANCH, ANDRE**, DE (2011)  
Jacksonville Jaguars, 2012-15

Miami Dolphins, 2016

**\*BREELAND, BASHAUD**, CB (2013)  
Washington Redskins, 2014-16  
2014 All-Rookie Team

**BREWSTER, DOUG**, LB (1990)  
Saskatchewan Roughriders (CFL), 1991  
Winnipeg Blue Bombers (CFL), 1993

**BROMELL, LORENZO**, DE (1997)  
Miami Dolphins, 1998-01  
Minnesota Vikings, 2002  
Oakland Raiders, 2003  
New York Giants, 2004  
1998 NFL All-Rookie Team

**BROOKS, JONATHAN**, LB (1978)  
Detroit Lions, 1979  
Atlanta Falcons, 1980  
Philadelphia Stars (USFL), 1983,84  
1984 USFL Champions

**\*BROWN, JARON**, WR (2012)  
Arizona Cardinals, 2013-16

**BROWN, KOURTNEI**, DE (2011)  
Houston Texans, 2014  
Tampa Bay Buccaneers, 2015

**BROWN, LESTER**, TB (1979)  
Saskatchewan Roughriders (CFL), 1980,81  
Montreal Concordes (CFL), 1983  
Toronto Argonauts (CFL), 1984,85  
Winnipeg Blue Bombers (CFL), 1986

**BRYANT, JEFF**, DT (1981)  
Seattle Seahawks, 1982-93  
First-Round Draft Choice, sixth player chosen, 1982

**\*BRYANT, MARTAVIS**, WR (2013)  
Pittsburgh Steelers, 2014,15

**BUCKNER, BRENTSON**, DT (1993)  
Pittsburgh Steelers, 1994-96  
Played in 1996,03 Super Bowls  
Kansas City Chiefs, 1997  
Cincinnati Bengals, 1997  
San Francisco 49ers, 1998-00  
Carolina Panthers, 2001-05

**BUNDREN, JIM**, C (1997)  
New York Jets, 1998  
Cleveland Browns, 1999,00  
Miami Dolphins, 2002

**\*BUTLER, CREZDON**, CB (2009)  
Pittsburgh Steelers, 2010  
Arizona Cardinals, 2011,12  
Washington Redskins, 2012  
Buffalo Bills, 2012  
San Diego Chargers, 2013  
Tampa Bay Buccaneers, 2014  
Detroit Lions, 2015,16

**BUTLER, JERRY**, WR (1978)  
Buffalo Bills, 1979-87  
AFC Offensive Rookie-of-the-Year by UPI/Sporting News  
First-Round Draft Choice, fifth player chosen, 1979

**CAGLE, JOHN**, DT/LB/G (1968)  
Boston Patriots, 1969

**CALLICUTT, KEN**, TB (1977)  
Detroit Lions, 1978-82

**CAMERON, DeCHANE**, QB (1991)  
Edmonton Eskimos (CFL), 1992

**CARSWELL, ROBERT**, DB (2000)  
San Diego Chargers, 2001,02

**\*CATANZARO, CHANDLER**, PK (2013)  
Arizona Cardinals, 2014-16  
2014 All-Rookie Team

**CHAVIS, MIGUEL**, FB (2010)  
Pittsburgh Steelers, 2011 (injured reserve)

**CHILDRESS, O.J.**, LB (1998)  
New York Giants, 1999  
Amsterdam Admirals (NFL), 2000  
Carolina Panthers, 2000

**CHIPLEY, BILL**, E/DB (1941)  
Boston Yanks, 1947,48  
New York Bulldogs, 1949

**CHUY, DON**, OG (1962)  
Los Angeles Rams, 1963-68  
Philadelphia Eagles, 1969

**CIURCIU, VINCE**, LB (1999)  
Tampa Bay Buccaneers, 2003  
Carolina Panthers, 2003-06  
Minnesota Vikings, 2007,08  
Detroit Lions, 2009,10

**CLARK, BRIAN**, OG (1981)  
Denver Broncos, 1982 (taxi squad)

**CLARK, DWIGHT**, WR (1978)  
San Francisco 49ers, 1979-87  
Led NFC in Receiving, 1981,82; 1981 and 1984 Super Bowl Champion; 1982,83 NFL Pro Bowl; 1982 NFL MVP

**CLEMONS, CHRIS**, S (2008)  
Miami Dolphins, 2009-13  
Arizona Cardinals, 2014,15

**CLINE, DOUG**, LB (1959)  
Houston Oilers, 1960-66  
San Diego Chargers, 1966

**COLEY, JAMES**, TE (1988)  
Chicago Bears, 1990-92  
Indianapolis Colts, 1991

**CONE, FRED**, B/PK (1950)  
Green Bay Packers, 1951-57  
Dallas Cowboys, 1960  
1955 NFL Field-Goal leader

**CONNER, KAVELL**, LB (2009)  
Indianapolis Colts, 2010-13  
San Diego Chargers, 2014,15  
2010 All-Rookie Team

**COOPER, GARY**, WR (1989)  
Montreal Machine (WFLA), 1991

**CORDILEONE, LOU**, DE/DT/OG (1959)  
New York Giants, 1960  
San Francisco 49ers, 1961  
Los Angeles Rams, 1962  
Pittsburgh Steelers, 1962,63  
New Orleans Saints, 1967,68  
First-Round Draft Choice, 1959

**CRAWFORD, COREY**, DE (2014)  
Washington Redskins, 2015 (practice squad)

**CROSBY, ROSCOE**, WR (2003)  
Indianapolis Colts, 2005 (practice squad)

**CRUTCHFIELD, DARREL**, DB (2000)  
Philadelphia Eagles, 2001

Edmonton Eskimos (CFL), 2003,04  
Montreal Alouettes (CFL), 2006

**CUMBLE, JAMIE**, DT (2009)  
Oakland Raiders, 2010

**CUNNINGHAM, BENNIE**, TE (1975)  
Pittsburgh Steelers, 1976-83,85  
First-Round Draft Choice, 28th player chosen, 1976  
1978, 1979 Super Bowl Champion

**CURRIE, AIRESE**, WR (2004)  
Chicago Bears, 2005,06

**DAIGNEAULT, DOUG**, B (1959)  
Ottawa RoughRiders (CFL), 1960-63  
Winnipeg Blue Bombers (CFL), 1964,65

**DANFORTH, KENNY**, SS (1985)  
Los Angeles Raiders, 1987 (replacement player)

**DANTZLER, WOODROW**, QB (2001)  
Dallas Cowboys, 2002  
Atlanta Falcons, 2003  
Frankfurt Galaxy, 2005 (NFL)

**DAVIS, BILLY**, LB (1983)  
St. Louis Cardinals, 1984

**DAVIS, DEXTER**, CB (1990)  
Phoenix Cardinals, 1991,92  
Los Angeles Rams, 1993-95

**DAVIS, JAMES**, RB (2008)  
Cleveland Browns, 2009,10  
Washington Redskins, 2010  
Detroit Lions, 2011

**DAVIS, JEFF**, LB (1981)  
Tampa Bay Buccaneers, 1982-87  
Captain of Tampa Bay, 1984-87

**DAVIS, TY**, CB (1984)  
New York Giants, 1985,86 (Injured reserve entire 1986 season with Super Bowl Champions)  
Detroit Lions, 1987

**DAWKINS, BRIAN**, SS (1995)  
Philadelphia Eagles, 1996-08  
Denver Broncos, 2009-11  
1996 All-Rookie; 1999,01,02,04,05,06,08,09,11 Pro Bowl; 2001,02,04,06 All-Pro

**DIGGS, BUBBA**, TE (1981)  
Washington Federals (USFL), 1983

**DINGLE, ADRIAN**, DE (1998)  
San Diego Chargers, 1999-04

**\*DODD, KEVIN**, DE (2015)  
Tennessee Titans, 2016

**DOLCE, CHRIS**, OG (1979)  
Washington Federals (USFL), 1983

**DOWNER, COLE**, TE (2005)  
Amsterdam Admirals (NFL), 2006

**DRIVER, STACY**, TB (1985)  
Cleveland Browns, 1987 (replacement player)

**DUKES, MIKE**, LB (1958)  
Houston Oilers, 1960-63  
Boston Patriots, 1964,65  
New York Jets, 1965

**DUNN, K.D.**, TE (1984)  
Tampa Bay Buccaneers, 1985  
Washington Redskins, 1987  
New York Jets, 1988  
Montreal Machine (WFLA), 1991

**DURHAM, STEVE**, DE (1980)  
Baltimore Colts, 1982

**EASON, NICK**, DT (2002)  
Denver Broncos, 2003  
Scottish Claymores (NFL), 2003  
Cleveland Browns, 2004-06  
Pittsburgh Steelers, 2007-10  
Arizona Cardinals, 2011,12  
2008 Super Bowl Champion

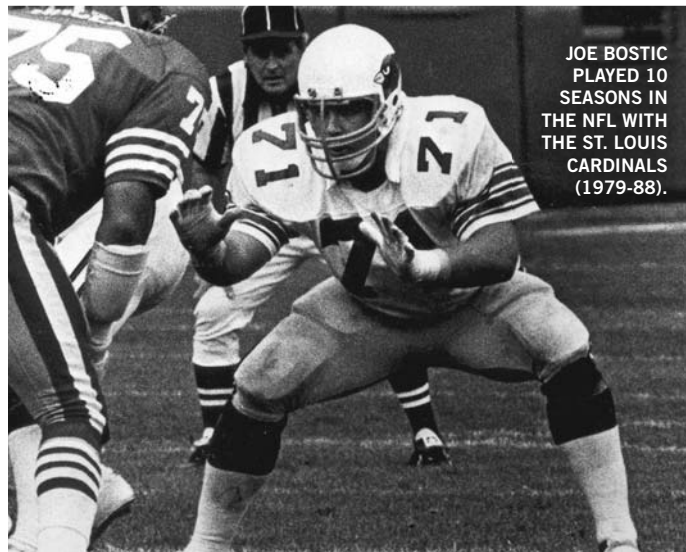
**EDWARDS, ANTWAN**, CB (1998)  
Green Bay Packers, 1999-03  
Miami Dolphins, 2004  
Atlanta Falcons, 2005  
First-round draft pick, 1999

**\*ELLINGTON, ANDRE**, RB (2012)  
Arizona Cardinals, 2013-16  
2013 All-Rookie Team

**EPPES, ROY**, DB (1977)  
Tampa Bay Bandits (USFL), 1983  
Arizona Wranglers (USFL), 1984

**EVANS, LEOMONT**, FS (1995)  
Washington Redskins, 1996-99  
Los Angeles Xtreme (XFL), 2001

**FARR, JAMES**, OG (1983)



# PRO PLAYERS (ALL OUTDOOR LEAGUES)

Washington Federals (USFL), 1984  
Orlando Renegades (USFL), 1985  
**FLAGLER, TERRENCE**, TB (1986)  
San Francisco 49ers, 1987-89  
Dallas Cowboys, 1990  
Phoenix Cardinals, 1990,91  
First-Round Draft Choice, 25th player chosen, 1987  
1988 and 1989 Super Bowl Champion  
**FLOWERS, KENNY**, TB (1986)  
Atlanta Falcons, 1987,1989  
**FORD, JACOBY**, WR (2009)  
Oakland Raiders, 2010-12  
2010 NFL All-Rookie  
**FREEMAN, DALTON**, C (2012)  
New York Jets, 2013,14  
Houston Texans, 2015  
**FRITTS, GEORGE**, OT (1941)  
Philadelphia Eagles, 1945  
**FRY, DUSTIN**, C (2006)  
St. Louis Rams, 2007,08  
Carolina Panthers, 2009  
**FUDGE, JAMAAL**, S (2005)  
Jacksonville Jaguars, 2006,07  
Atlanta Falcons, 2008,09  
**FULLER, STEVE**, QB (1978)  
Kansas City Chiefs, 1979-83  
Los Angeles Rams, 1983  
Chicago Bears, 1984-87  
San Diego Chargers, 1988  
First-Round Draft Choice, 23rd player chosen, 1979; 1985 Super Bowl Champion  
**GADDIS, C.J.**, CB (2006)  
Atlanta Falcons, 2007 (PS)  
**GAGE, BOBBY**, TB (1948)  
Pittsburgh Steelers, 1949,50  
First-round draft pick, sixth player chosen, 1948  
**GAMBLE, JASON**, C (1998)  
Scottish Claymores (NFLE), 2000  
Orlando Rage (XFL), 2001  
**GARDNER, ROD**, WR (2000)  
Washington Redskins, 2001-04  
Carolina Panthers, 2005  
Green Bay Packers, 2005  
Kansas City Chiefs, 2006  
First-Round Draft Choice, 2001  
**GARDOCKI, CHRIS**, P/PK (1990)  
Chicago Bears, 1991-94  
Indianapolis Colts, 1995-98  
Cleveland Browns, 1999-03  
Pittsburgh Steelers, 2004-06  
1996 Pro Bowl  
2005 Super Bowl Champion  
**GETER, ERIC**, DB (1992)  
Las Vegas Posse (CFL), 1994  
**\*GILCHRIST, MARCUS**, DB (2010)  
San Diego Chargers, 2011-14  
New York Jets, 2015,16  
**GOODMAN, MALLICIAH**, DE (2012)  
Atlanta Falcons, 2013-15  
**\*GOODSON, B.J.**, LB (2015)  
New York Giants, 2016  
**\*GREEN, T.J.**, S (2015)  
Indianapolis Colts, 2016  
**GREENE, NEALON**, QB (1997)  
Toronto Argonauts (CFL), 1998-01  
Saskatchewan Roughriders (CFL), 2002-05  
Montreal Alouettes (CFL), 2006  
**GRIFFIN, STEVE**, TB (1986)  
Atlanta Falcons, 1987  
**GRISHAM, TYLER**, WR (2008)  
Pittsburgh Steelers, 2009-11  
**\*HAIRSTON, CHRIS**, OT (2010)  
Buffalo Bills, 2011-14  
San Diego Chargers, 2015,16  
**HALL, BEN**, TE (2004)  
Arizona Cardinals, 2005  
Amsterdam Admirals (NFLE), 2006,07  
**HALL, DELTON**, CB (1986)  
Pittsburgh Steelers, 1987-91  
San Diego Chargers, 1992,93  
1987 All-Rookie Team  
**HALL, HOLLIS**, DB (1981)  
Arizona Wranglers (USFL), 1983  
Houston Gamblers (USFL), 1984  
**HALL, LAMONT**, TE (1997)  
Rhein Fire (NFLE), 1999  
Green Bay Packers, 1999

New Orleans Saints, 2000-05  
**HAMILTON, DERRICK**, DT (2003)  
San Francisco 49ers, 2004-06  
Tampa Bay Buccaneers, 2007  
**HAMLIN, MICHAEL**, S (2008)  
Dallas Cowboys, 2009,10  
Jacksonville Jaguars, 2010  
**HAMMOND, VANCE**, DT (1990)  
Sacramento Goldminers (CFL), 1994  
**HARPER, JAMIE**, RB (2010)  
Tennessee Titans, 2011,12  
**HARRELL, RICKY**, C (1972)  
New York Jets, 1973  
**HARRIS, RUDY**, FB (1992)  
Tampa Bay Buccaneers, 1993,94  
**HATCHER, DALE**, P (1984)  
Los Angeles Rams, 1985-89, 91  
Miami Dolphins, 1993  
1985 All-Pro, 1985 All-Rookie, 1985 Pro Bowl  
First Kicker Chosen in 1985 Draft  
**HAYES, RUDY**, LB (1958)  
Pittsburgh Steelers, 1959,60,62  
**HEADEN, ANDY**, LB (1982)  
New York Giants, 1983-88  
1986 Super Bowl Champion  
**HEFNER, LARRY**, LB (1971)  
Green Bay Packers, 1972-75  
**HENDERSON, JEROME**, CB (1990)  
New England Patriots, 1991-93, 96  
Buffalo Bills, 1993,94  
Philadelphia Eagles, 1995  
New York Jets, 1997,98  
Played in 1994 and 1996 Super Bowl  
**HENDLEY, DICK**, BB (1950)  
Pittsburgh Steelers, 1951  
**HENRY, WILLIAM**, OT (2003)  
Frankfurt Galaxy (NFLE), 2005  
Seattle Seahawks, 2005  
**HILL, LEROY**, LB (2004)  
Seattle Seahawks, 2005-12  
**HILL, TYE**, CB (2005)  
St. Louis Rams, 2006-08  
Atlanta Falcons, 2009  
Detroit Lions, 2010  
First-Round Draft Choice, 2006  
All-Rookie Team, 2006  
**\*HOPKINS, DeANDRE**, WR (2012)  
Houston Texans, 2013-16  
First-Round Draft Choice, 2013  
2013 All-Rookie Team  
2015 Pro Bowl  
**HORNE, TONY**, WR (1997)  
St. Louis Rams, 1998-00  
1999 Super Bowl Champion; NFL Kickoff Return Champion, 1999  
**HUDSON, BILL**, DT (1956)  
Montreal Alouettes (CFL), 1957-60  
San Diego Chargers, 1961,62  
Boston Patriots, 1963  
1962 Pro Bowl  
**HUDSON, BOB**, DE/LB/DB (1950)  
New York Giants, 1951,52  
Philadelphia Eagles, 1953-55,57,58  
Washington Redskins, 1959  
Dallas Texans, 1960  
Denver Broncos, 1960,61  
**HULSEY, COREY**, OG (1998)  
Buffalo Bills, 2001  
Oakland Raiders, 2003-06  
**\*HUMPHRIES, ADAM**, WR (2014)  
Tampa Bay Buccaneers, 2015,16  
**IGWEBUIKE, DONALD**, PK (1984)  
Tampa Bay Buccaneers, 1985-89  
Minnesota Vikings, 1990  
Baltimore (CFL), 1994  
**INABINET, CLARENCE**, OG (1935)  
Rochester Tigers, 1936  
**JACKSON, STEVEN**, FB (2005)  
Carolina Panthers, 2006  
**JAMISON, BRANDON**, LB (2002)  
Atlanta Falcons, 2005  
Carolina Panthers, 2006,07  
**JAMISON, VONTRELL**, DE (2004)  
Dallas Cowboys, 2005  
**\*JARRETT, GRADY**, DT (2014)  
Atlanta Falcons, 2015,16  
**\*JENKINS, JARVIS**, DT (2010)  
Washington Redskins, 2011-14

Chicago Bears, 2015  
New York Jets, 2016  
Kansas City Chiefs, 2016  
**JENKINS, RALPH**, C (1946)  
Pittsburgh Steelers, 1947  
**JENNINGS, KEITH**, WR (1988)  
Dallas Cowboys, 1989  
Montreal Machine (WLAFL), 1991  
Chicago Bears, 1991-97  
Las Vegas Outlaws (XFL), 2001  
**JOHNSON, JOHN**, OLB (1990)  
San Francisco 49ers, 1991-93  
Cincinnati Bengals, 1994  
New Orleans Saints, 1995  
**JOHNSON, TRACY**, FB (1988)  
Houston Oilers, 1989  
Atlanta Falcons, 1990,91  
Seattle Seahawks, 1992-95  
Tampa Bay Buccaneers, 1996  
**JOLLY, TERRY**, DT (2000)  
Barcelona Dragons (NFLE), 2002  
**JONES, CHRIS**, LB (1998)  
Barcelona Dragons (NFLE), 2000  
**JORDAN, HOMER**, QB (1982)  
Saskatchewan Roughriders (CFL), 1983-85  
Ottawa Roughriders (CFL), 1985  
Winnipeg Blue Bombers (CFL), 1986  
Cleveland Browns, 1987 (replacement player)  
**\*KEARSE, JAYRON**, S (2015)  
Minnesota Vikings, 2016  
**KELLY, AARON**, WR (2008)  
Hamilton Tiger-Cats, 2011,12  
Winnipeg Blue Bombers, 2013,14  
**KENNEY, STEVE**, OT (1978)  
Philadelphia Eagles, 1979-86  
Detroit Lions, 1986,87  
1980 Super Bowl participant  
**KINARD, TERRY**, DB (1982)  
New York Giants, 1983-89  
Houston Oilers, 1990  
First-Round Draft Choice, 10th player chosen, 1983  
1983 All-Rookie Team; 1986 Super Bowl Champion; 1988 Pro Bowl  
**KIRKLAND, LEVON**, OLB (1991)  
Pittsburgh Steelers, 1992-00  
Seattle Seahawks, 2001  
Philadelphia Eagles, 2002  
Played in 1996 Super Bowl; 1996,97 Pro Bowl; 1996,97 All-Pro; NFL All-Decade Team (1990s)  
**LATIMER, AL**, DB (1978)  
Philadelphia Eagles, 1979  
San Francisco 49ers, 1980  
Winnipeg Blue Bombers (CFL), 1981  
Detroit Lions, 1982-84  
**\*LAWSON, SHAQ**, DE (2015)  
Buffalo Bills, 2016  
First-Round Draft Choice, 2016  
**LEAKE, JOHN**, LB (2003)  
Atlanta Falcons, 2005,06  
Green Bay Packers, 2005  
**MACK, KEVIN**, RB (1983)  
Los Angeles Express (USFL), 1984  
Cleveland Browns, 1985-93  
1985, 1987 Pro Bowl; 1985 All-Rookie Team  
**MACK, TERENCE**, DE (1986)  
St. Louis Cardinals, 1987  
**MANCE, BRIAN**, CB (2002)  
Amsterdam Admirals (NFLE), 2004  
**MASS, WAYNE**, T (1967)  
Chicago Bears, 1968-70  
Miami Dolphins, 1971  
New England Patriots, 1972  
Philadelphia Eagles, 1972  
**MATHEWS, RAY**, B/W/R (1950)  
Pittsburgh Steelers, 1951-59  
Dallas Cowboys, 1960  
Calgary Stampeders (CFL), 1961  
1952, 1953, 1955 NFL Pro Bowl  
**MATHIS, BILL**, RB (1959)  
New York Titans, 1960-62  
New York Jets, 1963-69  
1968 Super Bowl Champion; 1961 All-Pro; 1961, 1963 AFL Pro Bowl  
**\*MAXWELL, BYRON**, CB (2010)  
Seattle Seahawks, 2011-14

Philadelphia Eagles, 2015  
Miami Dolphins, 2016  
2013 Super Bowl Champion  
**McCALL, JEFF**, FB/TE (1982)  
Los Angeles Raiders, 1983 (taxi squad)  
**McCANLESS, JIM**, OG (1958)  
Houston Oilers, 1960  
**McCLAIN, ANTOINE**, OT (2011)  
Baltimore Ravens, 2012  
Buffalo Bills, 2013  
Chicago Bears, 2014  
Arizona Cardinals, 2015  
**McCLEON, DEXTER**, CB (1996)  
St. Louis Rams, 1997-02  
Kansas City Chiefs, 2003-05  
Houston Texans, 2006  
1999 Super Bowl Champion  
**McCULLOUGH, RICHARD**, DT (1988)  
Denver Broncos, 1989,90  
**McDANIEL, ED**, ILB (1991)  
Minnesota Vikings, 1992-01  
1998 Pro Bowl  
**McFADDEN, BANKS**, B (1939)  
Brooklyn Dodgers, 1940  
**McGLOCKTON, CHESTER**, DT (1991)  
Oakland Raiders, 1992-97  
Kansas City Chiefs, 1998-00  
Denver Broncos, 2001,02  
New York Jets, 2003  
1994-96 All-Pro; 1994-97 Pro Bowl  
**McKENZIE, DAMONTE**, DT (1998)  
Dallas Cowboys, 2000  
Rhein Fire (NFLE), 2002  
Amsterdam Admirals (NFLE), 2003  
**McMAKIN, JOHN**, TE (1971)  
Pittsburgh Steelers, 1972-74  
Detroit Lions, 1975  
Seattle Seahawks, 1976  
1974 Super Bowl Champion  
**McNEAL, BRYANT**, DE (2002)  
Denver Broncos, 2003,04  
Seattle Seahawks, 2005  
Oakland Raiders, 2006  
**McSWAIN, CHUCK**, RB (1982)  
Dallas Cowboys, 1983,84  
New England Patriots, 1987  
**McSWAIN, ROD**, DB (1983)  
New England Patriots, 1984-90  
Played in 1986 Super Bowl  
**\*MEEKS, JONATHAN**, S (2012)  
Buffalo Bills, 2013-16  
**MERLING, PHILLIP**, DE (2007)  
Miami Dolphins, 2008-11  
Green Bay Packers, 2012  
Washington Redskins, 2013  
**MILLER, JUSTIN**, CB (2004)  
New York Jets, 2005-09  
Oakland Raiders, 2008,09  
2006 Pro Bowl  
**MILTON, ELDRIDGE**, LB (1985)  
Chicago Bears, 1987  
**MOORE, OTIS**, DT (1989)  
Birmingham Fire (WLAFL), 1991,92  
**MORGAN, DWAYNE**, OT (1995)  
Toronto Argonauts (CFL), 1998,99,02  
Atlanta Falcons, 2003  
**MULLIGAN, WAYNE**, C (1969)  
St. Louis Cardinals, 1969-73  
New York Jets, 1974,75  
**OLSON, HAROLD**, OT (1959)  
Buffalo Bills, 1960-62  
Denver Broncos, 1963,64  
1962 All-Pro  
**OLSZEWSKI, HARRY**, OG (1967)  
Montreal Alouettes (CFL), 1969,70  
**O'NEAL ROBERT**, FS (1992)  
Indianapolis Colts, 1993-95  
Amsterdam (World League), 1996,97  
**PAGLIEI, JOE**, B (1955)  
Calgary Stampeders (CFL), 1956  
Philadelphia Eagles, 1959  
New York Titans, 1960  
**PALMER, MICHAEL**, TE (2009)  
Atlanta Falcons, 2010-12  
Pittsburgh Steelers, 2013,14  
**PATTON, BOB**, DT (1951)  
New York Giants, 1952  
**\*PEAKE, CHARONE**, WR (2015)  
New York Jets, 2016



# PRO PLAYERS (ALL OUTDOOR LEAGUES)

**PEEPLS, KEN**, OG (1974)  
Winnipeg Blue Bombers (CFL), 1975

**PERRY, MICHAEL DEAN**, DT (1987)  
Cleveland Browns, 1988-94  
Denver Broncos, 1995-97  
Kansas City Chiefs, 1997  
1988 All-Rookie Team; 1989-91, 1993 All-Pro; 1989-91, 1993,94,96 Pro Bowl

**PERRY, WILLIAM**, MG/FB (1984)  
Chicago Bears, 1985-1992  
Philadelphia Eagles, 1993,94  
London Monarchs, 1996  
1985 Super Bowl Champion; 1985 All-Rookie Team  
First-Round Draft Choice, 22nd player chosen, 1985

**\*PINION, BRADLEY**, P (2014)  
San Francisco 49ers, 2015,16

**PLEASANT, REGGIE**, CB (1984)  
Atlanta Falcons, 1985  
Tampa Bay Buccaneers, 1986  
Toronto Argonauts (CFL), 1987-94  
Edmonton Eskimos (CFL), 1996,97  
1988 All-CFL; 1988-91 All-Division; 1991 Grey Cup Champion

**POOLE, BOB**, End (1963)  
San Francisco 49ers, 1964,65  
Houston Oilers, 1966,67

**POTTS, ROBERT**, T (1919)  
Frankford Yellow Jackets, 1926  
NFL World Champion, 1926

**PRIESTER, RAYMOND**, RB (1997)  
Tennessee Oilers, 1998

**PROCTOR, WILL**, QB (2006)  
Montreal Alouettes (CFL), 2007  
Calgary Stampeders, 2008  
2008 Grey Cup Champion

**PRYCE, TREVOR**, DT (1996)  
Denver Broncos, 1997-05  
Baltimore Ravens, 2006-10  
New York Jets, 2010  
First-Round Draft Choice, 1997  
1997,98 Super Bowl Champion; 1999-02 Pro Bowl

**\*READER, D.J.**, DT (2015)  
Houston Texans, 2016

**REESE, ARCHIE**, DE (1977)  
San Francisco 49ers, 1978-81  
1981 Super Bowl Champion  
Los Angeles Raiders, 1982,83  
Pittsburgh Maulers (USFL), 1984

**REEVES, MARION**, TB (1973)  
Philadelphia Eagles, 1974  
Winnipeg Blue Bombers (CFL), 1975,76

**REMBERT, JOHNNY**, LB (1982)  
New England Patriots, 1983-92  
1988 All-Pro; 1988 Pro Bowl

**RICHARDSON, BARRY**, DT (2007)  
Kansas City Chiefs, 2008-11  
St. Louis Rams, 2012  
Detroit Lions, 2013

**RIGGS, JIM**, TE (1986)  
Cincinnati Bengals, 1987-92  
Washington Redskins, 1993

**ROBINSON, JAMES**, DT (1983)  
Los Angeles Express (USFL), 1984,85

**ROME, STAN**, WR (1975)  
Kansas City Chiefs, 1979-82  
Washington Federals (USFL), 1983

**ROUNTREE, GLENN**, G (1997)  
Carolina Panthers, 1998  
Denver Broncos, 1999  
Barcelona Dragons (NFLE), 2000  
Memphis Maniax (XFL), 2001

**ROUSE, WARDELL**, OLB (1994)  
Tampa Bay Buccaneers, 1995,96  
Rhein Fire (NFLE), 1998

**RYANS, LARRY**, WR (1992)  
Detroit Lions, 1993  
Tampa Bay Buccaneers, 1996  
Rhein Fire (NFLE), 1998,99  
Los Angeles Xtreme (XFL), 2001

**SAPP, PATRICK**, OLB (1995)  
San Diego Chargers, 1996,97  
Arizona Cardinals, 1998,99  
Memphis Maniax (XFL), 2001

**SAPP, RICKY**, DE (2009)  
Philadelphia Eagles, 2010 (injured reserve)  
New York Jets, 2011-13

Houston Texans, 2013,14

**SAUVE, JEFF**, PK (1995)  
Rhein Fire (NFLE), 1999

**SCOTT, DORELL**, DT (2008)  
St. Louis Rams, 2009-11

**SCOTT, JIM**, DL (1983)  
Orlando Renegades (USFL), 1985

**SCOTT, RANDY**, LB (1978)  
Winnipeg Blue Bombers (CFL), 1980  
Calgary Stampeders (CFL), 1980

**\*SENSABAUGH, COTY**, CB (2011)  
Tennessee Titans, 2012-15  
St. Louis Rams, 2016  
New York Giants, 2016

**\*SHATLEY, TYLER**, OL (2013)  
Jacksonville Jaguars, 2014-16

**SHEPPARD, ASHLEY**, OLB (1992)  
Minnesota Vikings, 1993-95  
Jacksonville Jaguars, 1995  
Los Angeles Rams, 1995

**SIMMONS, ANTHONY**, LB (1997)  
Seattle Seahawks, 1998-04  
First-Round Draft Choice, 15th player chosen, 1998

**SIMMONS, WAYNE**, OLB (1992)  
Green Bay Packers, 1993-96  
Kansas City Chiefs, 1997,98  
1993 All-Rookie Team; 1996 Super Bowl Champion

**SIMS, MARVIN**, FB (1979)  
Baltimore Colts, 1980,81

**SMITH, AKIL**, OT (2001)  
Washington Redskins, 2002  
Barcelona Dragons (NFLE), 2003

**SMITH, EMORY**, FB (1995)  
Scottish Claymores (NFLE), 1999

**SMITH, RICHARD**, DB (1988)  
Raleigh-Durham Skyhawks (WLAFL), 1991

**SMITH, RONNIE**, LB (1977)  
Saskatchewan Roughriders (CFL), 1980

**\*SPILLER, C.J.**, RB (2009)  
Buffalo Bills, 2010-14  
New Orleans Saints, 2015  
Seattle Seahawks, 2016  
New York Jets, 2016  
First-Round Draft Pick, 2010  
2013 Pro Bowl

**STEPHENS, DARNELL**, OLB (1995)  
Tampa Bay Buccaneers, 1995,96

**STEWART, TONY**, LB (2014)  
Buffalo Bills, 2015

**STUCKEY, CHANSI**, WR (2006)  
New York Jets, 2007-09  
Cleveland Browns, 2009,10  
Arizona Cardinals, 2011

**STUCKEY, JIM**, DT (1979)  
San Francisco 49ers, 1980-86  
New York Jets, 1986  
San Diego Chargers, 1987  
First-Round Draft Pick, 20th player chosen, 1980  
1981 and 1984 Super Bowl Champion

**SWIFT, BOB**, FB/C/G (1963)  
British Columbia Lions (CFL), 1964,65  
Toronto Argonauts (CFL), 1966-70  
Winnipeg Blue Bombers (CFL), 1971-78  
1972,74 All-Pro

**TAYLOR, RENDRICK**, TE (2009)  
Tampa Bay Buccaneers, 2010

**TESTERMAN, DON**, RB (1975)  
Seattle Seahawks, 1976-78  
Washington Redskins, 1979  
Miami Dolphins, 1980

**THOMAS, BRANDON**, OL (2013)  
San Francisco 49ers, 2014 (IR),15

**THOMAS, DOUG**, WR (1990)  
Seattle Seahawks, 1991-93

**THOMAS, RODNEY**, LB (2002)  
Amsterdam Admirals (NFLE), 2004

**\*THOMPSON, BRANDON**, DT (2011)  
Cincinnati Bengals, 2012-16

**THOMPSON, DAVE**, C/OG/T (1970)  
Detroit Lions, 1971-73  
New Orleans Saints, 1974,75

**THORSLAND, OSCAR**, End (1962)  
Ottawa Roughriders (CFL), 1963

**TIMMONS, CHARLIE**, B (1941)  
Brooklyn Dodgers, 1946

**TINSLEY, SID**, TB (1944)

## NFL GAME LEADERS

Player	Years	Seasons	GP
Chris Gardocki	1991-06	16	244
Brian Dawkins	1996-11	16	224
Jeff Bostic	1980-93	14	184
Trevor Pryce	1997-10	14	184
Chester McGlockton	1992-03	12	179
Levon Kirkland	1992-02	11	176
Jeff Bryant	1982-93	12	175
Brentson Buckner	1994-05	12	174
Charlie Waters	1970-82	11	160
James Trapp	1993-03	11	149
Michael Dean Perry	1988-97	10	148
Dexter McCleon	1997-06	10	148
William Perry	1986-95	10	138
Bill Mathis	1960-69	10	137
Dwight Clark	1979-87	9	134
Joe Bostic	1979-88	10	132
Terry Allen	1991-01	10	130
Johnny Rembert	1983-92	10	126
Donnell Woolford	1989-97	9	126
Ed McDaniel	1992-01	10	125
Terry Kinard	1983-90	8	121
Tracy Johnson	1989-96	8	121

Note: Years are total seasons played at least one game; years lost to injury do not count; **bold** denotes active player.

Pittsburgh Steelers, 1945

**TRAPP, JAMES**, DB (1992)  
Oakland Raiders, 1993-98  
Baltimore Ravens, 1999-02  
Jacksonville Jaguars, 2003  
2000 Super Bowl Champion

**TREADWELL, DAVID**, PK (1987)  
Denver Broncos, 1989-92  
New York Giants, 1993,94  
1989 Pro Bowl; 1989 All-Rookie Team

**TRIPLETT, DANNY**, LB (1982)  
Washington Federals (USFL), 1984

**TUTEN, RICH**, DL (1978)  
Ottawa Roughriders (CFL), 1980

**TUTTLE, PERRY**, WR (1981)  
Buffalo Bills, 1982,83  
First-Round Draft Choice, 1982  
Tampa Bay Buccaneers, 1984  
Atlanta Falcons, 1984  
Winnipeg Blue Bombers (CFL), 1986-91  
1987 All-CFL; 1990 Grey Cup Champion; Inducted into Winnipeg Blue Bombers Hall of Fame, 1997

**VAUGHN, KHALEED**, DE (2003)  
Atlanta Falcons, 2004  
Carolina Panthers, 2005

**WALKER, GREGORY**, OG (2003)  
New York Giants, 2004

**WALLS, HENRY**, LB (1985)  
New York Jets, 1987 (replacement player)  
Montreal Machine (WLAFL), 1991

**WALTERS, JOEY**, WR/DB (1976)  
Winnipeg Blue Bombers (CFL), 1977  
Saskatchewan Roughriders (CFL), 1977,78,80-82  
British Columbia Lions (CFL), 1979  
Washington Federals (USFL), 1983,84  
Orlando Renegades (USFL), 1985  
Houston Oilers, 1987  
1982 All-CFL; Set CFL receiving record, 1982

**WASHINGTON, DONNELL**, DT (2003)  
Green Bay Packers, 2004,05 (injured reserve)

**WASHINGTON, JAY**, RB (1973)  
Winnipeg Bombers (CFL), 1974-79  
Saskatchewan Roughriders (CFL), 1980  
CFL Rushing Leader, 1976

**WATERS, ANTHONY**, LB (2006)  
San Diego Chargers, 2007,08  
New Orleans Saints, 2009,10  
2009 Super Bowl Champion

**WATERS, CHARLIE**, CB (1969)  
Dallas Cowboys, 1970-78,80,81  
1971 and 1977 Super Bowl Champion; 1977, 1978 All-Pro; 1976-78 Pro Bowl; Selected to All-Time Cowboys team

**\*WATKINS, SAMMY**, WR (2013)

## NFL SEASON LEADERS

Player	Years	GP	Seasons
Chris Gardocki	1991-06	244	16
Brian Dawkins	1996-11	224	16
Jeff Bostic	1980-93	184	14
Trevor Pryce	1997-10	184	14
Jeff Bryant	1982-93	175	12
Chester McGlockton	1992-03	179	12
Brentson Buckner	1994-05	174	12
Charlie Waters	1970-82	160	11
Levon Kirkland	1992-02	176	11
James Trapp	1993-03	149	11
Ray Mathews	1951-60	114	10
Bob Hudson	1951-61	106	10
Bill Mathis	1960-69	137	10
Bennie Cunningham	1975-85	118	10
Joe Bostic	1979-88	132	10
Johnny Rembert	1983-92	126	10
William Perry	1986-95	138	10
Michael Dean Perry	1988-97	148	10
Terry Allen	1991-02	130	10
Ed McDaniel	1992-01	125	10
Dexter McCleon	1997-06	148	10

Note: Years are total seasons played at least one game; years lost to injury do not count; **bold** denotes active player.

Buffalo Bills, 2014-16  
2014 All-Rookie Team

**WELLS, JOEL**, B (1956)  
Montreal Alouettes (CFL), 1957-60  
New York Giants, 1961

**WHITE, HARVEY**, QB (1959)  
Boston Patriots, 1960  
First player ever signed by Patriots

**WHITEHURST, CHARLIE**, QB (2005)  
San Diego Chargers, 2006-09,12,13  
Seattle Seahawks, 2010,11  
Tennessee Titans, 2014,15  
Indianapolis Colts, 2015

**WHITLEY, CURTIS**, C (1991)  
San Diego Chargers, 1992-94  
Played in 1995 Super Bowl  
Carolina Panthers, 1995,96  
1995 All-Pro by Sports Illustrated  
Oakland Raiders, 1997

**WILLARD, JONATHAN**, LB (2012)  
Tennessee Titans, 2013

**WILLIAMS, BRETT**, DE (1996)  
Seattle Seahawks, 1998

**\*WILLIAMS, DeSHAWN**, DT (2014)  
Cincinnati Bengals, 2015 (PS),16

**WILLIAMS, KEITH**, LB (1986)  
Los Angeles Raiders, 1987 (replacement player)

**WILLIAMS, PERRY**, CB (1986)  
New England Patriots, 1987 (replacement player)

**WILLIAMS, RAY**, WR (1986)  
Cleveland Browns, 1987 (replacement player)

**WILLIAMS RONALD**, RB (1992)  
Hamilton Tiger-Cats (CFL), 1997-01  
Edmonton Eskimos (CFL), 2002

**WITHERSPOON, DERRICK**, RB (1993)  
Shreveport Pirates, 1994  
Philadelphia Eagles, 1995-97

**WITHERSPOON, TERRY**, FB (2000)  
Dallas Cowboys, 2001

**WOOLFORD, DONNELL**, CB (1988)  
Chicago Bears, 1989-96  
Pittsburgh Steelers, 1997  
Carolina Panthers, 1998  
1993 Pro Bowl

**WORTHY, FRED**, End (1983 (Track))  
Oakland Invaders (USFL), 1984


**YOUNGBLOOD, KEVIN**, WR (2003)  
Atlanta Falcons, 2004-06

\* - active; Note: Super Bowl years are seasons, not year played; includes outdoor football only; includes practice squad players.

# NFL DRAFT PICKS

Date	Rd	Pick	Player, Pos.	Team
12/9/38	5	40	Don Willis, B	Giants
	16	142	Gus Goins, E	Cardinals
12/9/39	1	4	*Banks McFadden, B	Dodgers
	13	120	Joe Payne, G	Giants
	18	161	Shad Bryant, B	Cardinals
12/22/41	5	35	Joe Blalock, E	Lions
	19	176	*Charlie Timmons, B	Redskins
4/8/43	20	189	Marion Butler, B	Bears
4/6/45	10	93	Billy Poe, B	Bears
1/14/46	6	43	Marion Woods, G	Steelers
	15	136	Jim Hough, G	Packers
	29	276	Frank Saunders, T	Packers
12/16/46	8	57	*Bill Chiple, E/DB	Yanks
	16	138	*Ralph Jenkins, C	Steelers
	27	246	Tom Salisbury, G	Giants
12/21/48	1	6	*Bobby Gage, B	Steelers
	2	14	Bobby Gage, B	Colts (AFL)
	7	71	Frank Gillespie, G	Eagles
1/18/51	3	27	*Fred Cone, B	Packers
	7	81	*Ray Mathews, B	Steelers
	11	131	Wyndie Wyndham, LB	Yanks
	12	146	*Bob Hudson, E	Giants
	22	262	*Dick Hendley, B	Steelers
1/12/52	25	300	Jackie Calvert, B	Rams
	5	59	*Bob Patton, T	Giants
1/22/53	13	148	Billy Hair, B	Packers
	6	66	Tom Barton, G	Steelers
	10	121	Dreher Gaskins, E	Lions
1/28/54	18	209	Jim Shirley, B	Bears
	29	340	Earl Wrightenberry, T	Cardinals
1/27/55	24	285	Nathan Gressette, T	Eagles
1/12/56	16	190	Clyde White, G	Eagles
	21	244	Buck George, B	Redskins
	28	334	Wingo Avery, C	Eagles
1/31/57	4	43	B.C. Inabinet, T	Colts
	22	254	Dick Marazza, T	Lions
	25	292	Billy O'Dell, B	Steelers
1/28/58	2	18	*Joel Wells, B	Packers
	3	34	*Bill Hudson, T	Cardinals
1/21/59	17	200	Bill Thomas, C	Rams
	24	280	Jim Padgett, C	Eagles
	14	158	Jack Smith, T	Eagles
	14	162	*Mike Dukes, B	49ers
	16	192	Morris Keller, T	Colts
1960	20	230	Jim Payne, G	Eagles
	20	235	*Rudy Hayes, B	Steelers
	1	12	*Lou Cordileone, T	Giants
	@		Lou Cordileone, T	Bills (AFL)
@	2	13	*Harold Olson, T	Cardinals
	@		Harold Olson, T	Bills (AFL)
@			*Harvey White, QB	Patriots (AFL)
	8	88	*Bill Mathis, HB	49ers
@			Bill Mathis, HB	Broncos (AFL)
	14	168	*Doug Cline, FB	Giants
@			Doug Cline, FB	Oilers (AFL)

JERRY BUTLER WAS THE FIFTH OVERALL SELECTION OF THE 1979 NFL DRAFT BY THE BUFFALO BILLS.



12/5/60	12	156	Lowndes Shingler, QB	Cowboys
	9		Lowndes Shingler, QB	Raiders (AFL)
12/27/60	5	63	Ron Osborne, T	Colts
	10	134	Jimmy King, T	Cardinals
12/4/61	14		Jimmy King, T	Oilers (AFL)
	3	41	*Gary Barnes, E	Packers
12/3/62	9	69	*Gary Barnes, E	Titans (AFL)
	29	231	Ron Osborne, T	Oilers (AFL)
12/2/63	5	67	*Don Chuy, T	Rams
	5	38	*Don Chuy, T	Oilers (AFL)
11/28/64	2	23	Pat Crain, HB	Bears
	8	102	*Bob Poole, E	49ers
	15	118	Pat Crain, HB	Oilers (AFL)
	14	190	Johnny Case, E	Colts
11/27/65	5		^ John Boyette, T	Bills (AFL)
	17	237	John Boyette, T	Browns
11/18/66	7		^ Randy Smith, LB	Jets (AFL)
	9		^ Wayne Page, DE	Chargers (AFL)
	12	177	Ricky Johnson, T	Cardinals
	12	182	Wayne Page, DE	Bears
			! Randy Smith, LB	Falcons

3/14/67	14	360	Floyd Rogers, T	Browns
1/30/68	3	64	*Harry Olszewski, G	Browns
	4	99	*Wayne Mass, T	Bears
	5	134	Jackie Jackson, RB	Browns
	9	230	Frank Liberatore, DB	Redskins
1/28/69	8	201	*Wayne Mulligan, C	Cardinals
	14	344	*John Cagle, LB	Patriots
1/27/70	3	66	*Charlie Waters, DB	Cowboys
	11	283	Ivan Southerland, T	Cowboys
	14	347	Jack King, G	49ers
1/28/71	2	30	*Dave Thompson, LB	Lions
2/1/72	3	63	*John McMakin, TE	Steelers
	9	217	Don Kelley, DB	Steelers
1/30/73	14	346	*Larry Hefner, LB	Packers
	6	155	*Rick Harrell, C	Jets
4/8/76	11	266	Ed Seigler, PK	Bears
	6	131	\$ Jay Washington, RB	Chiefs
5/2/78	1	28	*Bennie Cunningham, TE	Steelers
	10	282	*Don Testerman, RB	Dolphins
	11	303	Craig Brantley, WR	Giants
	15	424	Gary Alexander, T	Colts
	5	127	*Archie Reese, DT	49ers
5/3/79	8	213	% Roy Eppes, DB	Jets
	11	305	Lacy Brumley, OT	Broncos
	1	5	*Jerry Butler, WR	Bills
	1	23	*Steve Fuller, QB	Chiefs
	3	64	*Joe Bostic, OT	Cardinals
4/29/80	4	92	*Jonathan Brooks, LB	Lions
	10	249	*Dwight Clark, WR	49ers
	11	277	*Stan Rome, WR	Chiefs
	1	20	*Jim Stuckey, DT	49ers
	7	189	\$ Lester Brown, RB	Cowboys
4/28/81	12	324	*Marvin Sims, FB	Colts
	6	140	*Steve Durham, DT	Seahawks
	7	178	*Obed Ariri, PK	Colts
4/27/82	1	6	*Jeff Bryant, DT	Seahawks
	1	19	\$ Perry Tuttle, WR	Bills
	5	128	*Jeff Davis, LB	Buccaneers
	7	188	% Hollis Hall, DB	Chargers
	9	225	Tony Berryhill, C	Colts
4/26/83	12	327	*Brian Clark, OG	Broncos
	1	10	*Terry Kinard, FS	Giants
	3	66	*Cliff Austin, TB	Saints
	4	101	*Johnny Rembert, LB	Patriots
	5	135	*Chuck McSwain, RB	Cowboys
5/1/84	7	194	*Jeff McCall, FB	Raiders
	8	205	*Andy Headen, LB	Giants
	11	282	% Danny Triplett, LB	Rams
	11	290	Bob Mayberry, OG	Seahawks
	12	318	Brian Butcher, OG	Vikings
5/1/84	12	318	Frank Magwood, WR	Giants
	3	63	*Rod McSwain, DB	Falcons
	6	143	% Jim Scott, DE	Giants
	8	213	Bob Paulling, PK	Cardinals
	11	295	Edgar Pickett, LB	Vikings

DWIGHT CLARK WAS DRAFTED IN THE 10TH ROUND IN 1979, BUT WENT ON TO PLAY NINE SEASONS WITH THE SAN FRANCISCO 49ERS.



# NFL DRAFT PICKS

	12	320	William Devane, DT	Dolphins
	12	326	Murray Jarman, WR	Broncos
	1	11	* Kevin Mack, FB	+Browns
	2	31	% James Robinson, DT	+Giants
	3	84	% James Farr, OG	+Raiders
4/30/85	1	22	* William Perry, MG	Bears
	3	58	* Ty Davis, CB	Giants
	3	77	* Dale Hatcher, P	Rams
	5	116	* K.D. Dunn, TE	Cardinals
	6	152	* Reggie Pleasant, CB	Falcons
	10	260	* Donald Igwebuike, PK	Buccaneers
4/28/87	1	25	* Terrence Flagler, RB	49ers
	2	31	* Kenny Flowers, TB	Falcons
	2	38	* Delton Hall, CB	Steelers
	4	103	* Jim Riggs, TE	Bengals
4/24/88	2	50	* Michael Dean Perry, DT	Browns
	3	81	Tony Stephens, MG	Saints
	12	322	James Earle, LB	Steelers
4/23/89	1	11	* Donnell Woolford, CB	Bears
	4	97	* Richard McCullough, DT	Broncos
	5	113	* Keith Jennings, WR	Cowboys
	10	257	Ty Granger, OT	Buccaneers
	10	271	* Tracy Johnson, FB	Oilers
4/22/90	9	241	* Terry Allen, TB	Vikings
	10	260	Gary Cooper, WR	Saints
	10	274	Otis Moore, DT	Giants
4/21/91	2	41	* Jerome Henderson, CB	Patriots
	2	51	* Doug Thomas, WR	Seahawks
	2	53	* John Johnson, OLB	49ers
	3	78	* Chris Gardocki, P/PK	Bears
	4	86	* Dexter Davis, CB	Cardinals
	5	117	* Vance Hammond, DT	Cardinals
	10	271	Eric Harmon, OG	Eagles
	11	301	Stacy Long, OT	Bears
4/26/92	1	16	* Chester McGlockton, DT	Raiders
	2	38	* Levon Kirkland, OLB	Steelers
	5	117	* Curtis Whitley, C	Chargers
	5	125	* Ed McDaniel, ILB	Vikings
4/24/93	1	15	* Wayne Simmons, OLB	Packers
	3	72	* James Trapp, CB	Raiders
	4	91	* Rudy Harris, FB	Buccaneers
	4	106	* Ashley Sheppard, OLB	Vikings
	6	164	* Robert O'Neal, FS	Dolphins
4/24/94	2	50	* Brentson Buckner, DT	Steelers
	7	203	Andre Hewitt, OT	Browns
4/23/95	6	179	* Wardell Rouse, OLB	Buccaneers
4/20/96	2	50	* Patrick Sapp, OLB	Chargers
	2	61	* Brian Dawkins, SS	Eagles
	5	138	* Leomont Evans, FS	Redskins
4/19/97	1	28	* Trevor Pryce, DE	Broncos
	2	40	* Dexter McCleon, CB	Rams
4/18/98	1	15	* Anthony Simmons, ILB	Seahawks
	4	102	* Lorenzo Bromell, DT	Dolphins
	5	129	* Raymond Priestner, TB	Rams
	6	159	* Glenn Rountree, OG	Rams
	7	210	* Jim Bundren, OT	Dolphins

4/17/99	1	25	* Antwan Edwards, CB	Packers
	2	45	* Rahim Abdullah, OLB	Browns
	5	139	* Adrian Dingle, DE	Chargers
	5	169	Chris Jones, LB	Vikings
	7	231	* O.J. Childress, LB	Giants
	7	249	Donald Broomfield, DT	Bengals
4/21/01	1	15	* Rod Gardner, WR	Redskins
	7	232	* Keith Adams, LB	Titans
	7	244	* Robert Carswell, FS	Chargers
4/25/03	4	114	* Nick Eason, DT	Broncos
	4	128	* Bryant McNeal, DE	Broncos
4/24/04	3	72	* Donnell Washington, DT	Packers
	3	77	* Derrick Hamilton, WR	49ers
4/23/05	2	57	* Justin Miller, CB	Jets
	3	98	* Leroy Hill, LB	Seahawks
	5	140	* Airese Currie, WR	Bears
4/29/06	1	15	* Tye Hill, CB	Rams
	3	81	* Charlie Whitehurst, QB	Chargers
	7	241	* Charles Bennett, DE	Buccaneers
4/28/07	1	4	* Gaines Adams, DE	Buccaneers
	3	96	* Anthony Waters, LB	Chargers
	5	139	* Dustin Fry, C	Rams
	5	159	* C.J. Gaddis, DB	Eagles
	7	235	* Chansi Stuckey, WR	Jets
4/26/08	2	32	* Phillip Merling, DE	Dolphins
	6	170	* Barry Richardson, OT	Chiefs
4/27/09	4	103	* Dorell Scott, DT	Rams
	5	165	* Chris Clemons, S	Dolphins
	5	166	* Michael Hamlin, S	Cowboys
	6	195	* James Davis, RB	Browns
4/22/10	1	9	* C.J. Spiller, RB	Bills
	4	108	* Jacoby Ford, WR	Raiders
	5	134	* Ricky Sapp, DE	Eagles
	5	164	* Crezdon Butler, DB	Steelers
	7	240	* Kavell Conner, LB	Colts
4/29/11	2	41	* Jarvis Jenkins, DT	Redskins
	2	50	* Marcus Gilchrist, CB	Chargers
	2	51	* Da'Quan Bowers, DE	Buccaneers
	4	122	* Chris Hairston, OT	Bills
	4	130	* Jamie Harper, RB	Titans
	6	173	* Byron Maxwell, CB	Seahawks
4/26/12	2	38	* Andre Branch, DE	Jaguars
	3	64	* Dwayne Allen, TE	Colts
	3	93	* Brandon Thompson, DT	Bengals
	4	115	* Coty Sensabaugh, CB	Titans
4/25-27/13	1	27	* DeAndre Hopkins, WR	Texans
	4	127	* Malliciah Goodman, DE	Falcons
	5	143	* Jonathan Meeks, S	Bills
	6	187	* Andre Ellington, RB	Cardinals
5/8-10/14	1	4	* Sammy Watkins, WR	Bills
	3	100	Brandon Thomas, OT	49ers
	4	102	* Bashaud Breeland, CB	Redskins
	4	118	* Martavis Bryant, WR	Steelers
	6	213	Tajh Boyd, QB	Jets
4/30-5/2/15	1	8	* Vic Beasley, DE	Falcons
	1	31	* Stephone Anthony, LB	Saints

## HIGHEST NFL DRAFT PICKS

Pick	Rd	Year	Player, Pos.	Team
4	1	1939	Banks McFadden, B	Dodgers
4	1	2007	Gaines Adams, DE	Buccaneers
4	1	2014	Sammy Watkins, WR	Bills
5	1	1979	Jerry Butler, WR	Bills
6	1	1949	Bobby Gage, QB	Steelers
6	1	1982	Jeff Bryant, DT	Seahawks
7	1	2017	Mike Williams, WR	Chargers
8	1	2015	Vic Beasley, DE	Falcons
9	1	2010	C.J. Spiller, RB	Bills
10	1	1983	Terry Kinard, FS	Giants
11	1	1989	Donnell Woolford, CB	Bears
12	1	1960	Lou Cordileone, T	Giants
12	1	2017	Deshaun Watson, QB	Texans
13	2	1960	Harold Olson, T	Cardinals
15	1	1993	Wayne Simmons, LB	Packers
15	1	1998	Anthony Simmons, LB	Seahawks
15	1	2001	Rod Gardner, WR	Redskins
15	1	2006	Tye Hill, CB	Rams
16	1	1992	Chester McGlockton, DT	Raiders
18	2	1957	Joel Wells, B	Packers
19	1	1982	Perry Tuttle, WR	Bills
19	1	2016	Shaq Lawson, DE	Bills
20	1	1980	Jim Stuckey, DT	49ers
22	1	1985	William Perry, MG	Bears
23	1	1979	Steve Fuller, QB	Chiefs
23	2	1963	Pat Crain, RB	Bears
25	1	1987	Terrence Flagler, RB	49ers
25	1	1999	Antwan Edwards, CB	Packers

	5	137	* Grady Jarrett, DT	Falcons
	5	165	* Bradley Pinion, P	49ers
	6	188	* Tony Steward, LB	Bills
4/28-30/16	1	19	* Shaq Lawson, DE	Bills
	2	33	* Kevin Dodd, DE	Titans
	2	54	* Mackensie Alexander, CB	Vikings
	2	57	* T.J. Green, S	Colts
	4	109	* B.J. Goodson, LB	Giants
	5	166	* D.J. Reader, DT	Texans
	7	241	* Charone Peake, WR	Jets
	7	244	* Jayron Kearsse, S	Vikings
	7	247	Zac Brooks, RB	Seahawks
4/27-29/17	1	7	Mike Williams, WR	Chargers
	1	12	Deshaun Watson, QB	Texans
	3	97	Cordrea Tankersley, CB	Dolphins
	4	140	Wayne Gallman, RB	Giants
	4	142	Carlos Watkins, DT	Texans
	5	150	Jordan Leggett, TE	Jets

\* - played in an NFL game; \$ - played in Canada; % - played in USFL; @ - one of many "first-round" selections in old AFL draft system; ^ - AFL redshirt draft; # - made practice squad only; ! - supplemental draft; + - supplemental draft of USFL players



DESHAUN WATSON WAS THE TIGERS' SEVENTH FIRST-ROUND DRAFT PICK IN A FIVE -YEAR SPAN IN 2017.




# NFL ALUMNI GAMES & SEASONS

Player, Pos.	GP	Yrs	Rd	Pick
Rahim Abdullah, OLB	29	2	2	45
Gaines Adams, DE	47	3	1	4
Keith Adams, LB	85	7	7	232
Kevin Alexander, DE	8	1		FA
<b>Dwayne Allen, TE</b>	<b>57</b>	<b>5</b>	<b>3</b>	<b>64</b>
Terry Allen, TB	130	10	9	241
<b>Mackensie Alexander, CB</b>	<b>13</b>	<b>1</b>	<b>2</b>	<b>54</b>
<b>Stephone Anthony, LB</b>	<b>26</b>	<b>2</b>	<b>1</b>	<b>31</b>
Obed Ariri, PK	18	2	7	178
Cliff Austin, RB	58	5	3	66
Thomas Austin, OG	8	3		FA
Bob Baldwin, B	9	1		FA
Mike Barber, LB	51	5		FA
Gary Barnes, OE	60	5	3	41
<b>Tavaris Barnes, DE</b>	<b>12</b>	<b>1</b>		<b>FA</b>
<b>Vic Beasley, DE</b>	<b>32</b>	<b>2</b>	<b>1</b>	<b>8</b>
Dan Benish, DT	55	5		FA
Charles Bennett, DE	3	1	7	241
Jeff Bostic, C	184	14		FA
Joe Bostic, OG	132	10	3	64
Da'Quan Bowers, DE	50	4	2	51
<b>Andre Branch, DE</b>	<b>67</b>	<b>5</b>	<b>2</b>	<b>38</b>
<b>Bashaud Breeland, CB</b>	<b>45</b>	<b>3</b>	<b>4</b>	<b>102</b>
Lorenzo Bromell, DE	77	7	4	102
Jonathan Brooks, LB	20	2	4	92
<b>Jaron Brown, WR</b>	<b>55</b>	<b>4</b>		<b>FA</b>
Kourtnei Brown, DE	5	2		FA
Jeff Bryant, DT	175	12	1	6
Martavis Bryant, WR	21	2	4	118
Brentson Buckner, DT	174	12	2	50
Jim Bundren, C	27	2	7	210
<b>Crezdon Butler, CB</b>	<b>45</b>	<b>7</b>	<b>5</b>	<b>164</b>
Jerry Butler, WR	88	7	1	5
John Cagle, DT/LB/G	6	1	14	344
Ken Callicutt, TB	66	5		FA
Robert Carswell, SS	18	2	7	244
<b>Chandler Catanzaro, PK</b>	<b>48</b>	<b>3</b>		<b>FA</b>
O.J. Childress, LB	4	1	7	231
Bill Chiple, E/DB	30	3	8	57
Don Chuy, OG	82	7	5	67
Vince Ciurciu, FB/LB	74	7		FA
Dwight Clark, WR	134	9	10	249
Chris Clemons, S	80	7	5	165
Doug Cline, LB	95	7	14	168
James Coley, TE	23	2		FA
Fred Cone, B/PK	94	8	3	27
Kavell Conner, LB	78	6	7	240
Lou Cordileone, OT	75	6	1	12
Darrel Crutchfield, CB	4	1		FA
Bennie Cunningham, TE	118	10	1	28
Airese Currie, WR	1	1	5	140
Woodrow Dantzler, RB	14	2		FA
Billy Davis, DB	1	1		FA
Dexter Davis, CB	59	6	4	86

James Davis, RB	9	2	6	195
Jeff Davis, LB	83	6	5	128
Ty Davis, CB	7	1	3	58
Brian Dawkins, SS	224	16	2	61
Adrian Dingle, DE	70	5	5	139
<b>Kevin Dodd, DE</b>	<b>9</b>	<b>1</b>	<b>2</b>	<b>33</b>
Stacy Driver, TB	2	1		FA
Mike Dukes, LB	81	6	14	162
K.D. Dunn, TE	33	5	5	116
Steve Durham, DE	8	1	6	145
Nick Eason, DT	117	9	4	114
Antwan Edwards, CB	71	7	1	25
<b>Andre Ellington, RB</b>	<b>53</b>	<b>4</b>	<b>6</b>	<b>187</b>
Leomont Evans, FS	59	4	5	138
Terrence Flagler, TB	41	5	1	25
Kenny Flowers, TB	16	2	2	31
Jacoby Ford, WR	38	3	4	108
Dalton Freeman, C	16	1		FA
George Fritts, OT	10	1		FA
Dustin Fry, C	4	1	5	139
Jamaal Fudge, DB	31	3		FA
Steve Fuller, QB	90	7	1	23
Bobby Gage, TB	22	2	1	6
Rod Gardner, WR	91	6	1	15
Chris Gardocki, P/PK	244	16	3	78
<b>Marcus Gilchrist, CB</b>	<b>91</b>	<b>6</b>	<b>2</b>	<b>50</b>
Malliciah Goodman, DE	34	3	4	127
<b>B.J. Goodson, LB</b>	<b>15</b>	<b>1</b>	<b>4</b>	<b>109</b>
<b>T.J. Green, S</b>	<b>15</b>	<b>1</b>	<b>2</b>	<b>57</b>
Marrio Grier, FB	32	2	6	195
Steve Griffin, TB	4	1		FA
Tyler Grisham, WR	4	1		FA
<b>Chris Hairston, OT</b>	<b>72</b>	<b>5</b>	<b>4</b>	<b>122</b>
Delton Hall, CB	76	6	2	38
Lamont Hall, TE	94	6		FA
Derrick Hamilton, WR	2	1	3	77
Michael Hamlin, S	12	2	5	166
Jamie Harper, RB	23	2	4	130
Rick Harrell, C	4	1	6	155
Rudy Harris, FB	18	2	4	91
Dale Hatcher, P	99	7	3	77
Rudy Hayes, LB	28	3	20	235
Andy Headen, LB	74	6	8	205
Larry Hefner, LB	34	4	14	346
Jerome Henderson, CB	98	8	2	41
Dick Hendley, QB	7	1	22	262
Leroy Hill, LB	97	8	3	98
Tye Hill, CB	40	5	1	15
<b>DeAndre Hopkins, WR</b>	<b>64</b>	<b>4</b>	<b>1</b>	<b>27</b>
Tony Horne, WR	39	3		FA
Bill Hudson, DT	32	3	3	34
Bob Hudson, DE/LB/DB	106	10	12	146
Corey Hulsey, OG	40	5		FA
<b>Adam Humphries, WR</b>	<b>28</b>	<b>2</b>		<b>FA</b>
Donald Igwebuike, PK	80	6	10	260


NOW A COACH IN THE NFL, LEVON KIRKLAND PLAYED 176 GAMES OVER 11 SEASONS.



Brandon Jamison, LB	22	2		FA
<b>Grady Jarrett, DT</b>	<b>31</b>	<b>2</b>	<b>5</b>	<b>137</b>
<b>Jarvis Jenkins, DT</b>	<b>75</b>	<b>5</b>	<b>2</b>	<b>41</b>
Ralph Jenkins, C	NA	1	16	138
Keith Jennings, WR	92	8	5	113
John Johnson, OLB	46	5	2	53
Tracy Johnson, FB	121	8	10	271
<b>Jayron Kearsse, S</b>	<b>16</b>	<b>1</b>	<b>7</b>	<b>244</b>
Steve Kenney, OT	89	7		FA
Terry Kinard, DB	121	8	1	10
Levon Kirkland, OLB	176	11	2	38
Al Latimer, DB	40	4		FA
<b>Shaq Lawson, DE</b>	<b>10</b>	<b>1</b>	<b>1</b>	<b>19</b>
John Leake, LB	25	2		FA
Kevin Mack, RB	99	9		USFL
Terrence Mack, DE	5	1		FA
Wayne Mass, T	59	5	4	99
Ray Mathews, E	114	10	7	81
Bill Mathis, RB	137	10	8	88
<b>Byron Maxwell, DB</b>	<b>74</b>	<b>6</b>	<b>6</b>	<b>173</b>
Jim McCannless, OG	1	1		FA
Dexter McCleon, CB	148	10	2	40
Richard McCullough, DT	16	2	4	97
Ed McDaniel, ILB	125	10	5	125
Banks McFadden, B	11	1	1	4
Chester McGlockton, DT	179	12	1	16
John McMakin, TE	60	5	3	63
Chuck McSwain, RB	19	3	5	135
Rod McSwain, DB	90	7	3	63
<b>Jonathan Meeks, S</b>	<b>38</b>	<b>3</b>	<b>5</b>	<b>143</b>
Phillip Merling, DE	53	6	2	32
Justin Miller, CB	45	5	2	57
Eldridge Milton, LB	3	1		FA
Dwayne Morgan, OT	5	1		FA
Wayne Mulligan, C	87	7	8	201
Harold Olson, OT	70	5	2	13
Robert O'Neal, FS	2	1	6	164
Joe Pagliei, B	18	2		FA
Michael Palmer, TE	74	5		FA
Bob Patton, OT	12	1	5	59
<b>Charone Peake, WR</b>	<b>15</b>	<b>1</b>	<b>7</b>	<b>241</b>
Michael Dean Perry, DT	148	10	2	50
William Perry, MG/FB	138	10	1	22
<b>Bradley Pinion, P</b>	<b>32</b>	<b>2</b>	<b>5</b>	<b>165</b>
Reggie Pleasant, CB	3	1	6	152
Bob Poole, E	50	4	8	102
Robert Potts, T	16	1		FA
Trevor Pryce, DT	184	14	1	28
<b>D.J. Reader, DT</b>	<b>16</b>	<b>1</b>	<b>5</b>	<b>166</b>
Archie Reese, DE	83	6	5	127
Marion Reeves, TB	14	1		FA
Johnny Rembert, LB	126	10	4	101

Barry Richardson, OT	65	6	6	170
Jim Riggs, TE	82	7	4	103
Stan Rome, WR	42	4		FA
Wardell Rouse, OLB	16	1	6	179
Larry Ryans, WR	3	1		FA
Patrick Sapp, OLB	63	4	2	50
Ricky Sapp, DE	17	3	5	134
Charley Sarratt, QB	8	1	12	101
Dorell Scott, DT	33	3	4	103
<b>Coty Sensabaugh, CB</b>	<b>72</b>	<b>5</b>	<b>4</b>	<b>115</b>
<b>Tyler Shatley, OL</b>	<b>30</b>	<b>3</b>		<b>FA</b>
Ashley Sheppard, OLB	21	3	4	106
Anthony Simmons, LB	87	7	1	15
Wayne Simmons, OLB	90	6	1	15
Marvin Sims, FB	32	2	12	324
<b>C.J. Spiller, RB</b>	<b>89</b>	<b>7</b>	<b>1</b>	<b>9</b>
Darnell Stephens, OLB	14	2		FA
Tony Steward, LB	7	1	6	188
Chansi Stuckey, WR	55	4	7	235
Jim Stuckey, DT	93	7	1	20
Don Testerman, RB	49	4	10	282
Doug Thomas, WR	39	3	2	51
Brandon Thompson, DT	53	5	3	93
Dave Thompson, OL	56	5	2	30
Sid Tinsley, TB	9	1		FA
James Trapp, DB	149	11	3	72
David Treadwell, PK	93	6		FA
Perry Tuttle, WR	24	3	1	19
Khaleed Vaughn, DE	3	1		FA
Gregory Walker, OG	7	1		FA
Henry Walls, LB	3	1		FA
Joey Walters, WR/DB	5	1		FA
Anthony Waters, LB	20	3	3	96
Charlie Waters, CB	160	11	3	66
<b>Sammy Watkins, WR</b>	<b>37</b>	<b>3</b>	<b>1</b>	<b>4</b>
Joel Wells, B	14	1	2	18
Harvey White, QB^	9	1	1	NA
Charlie Whitehurst, QB	24	6	3	81
Curtis Whitley, C	72	6	5	117
<b>DeShawn Williams, DT</b>	<b>4</b>	<b>1</b>		<b>FA</b>
Perry Williams, CB	3	1		FA
Derrick Witherspoon, RB	34	3		FA
Terry Witherspoon, RB	3	1		FA
Donnell Woolford, CB	126	9	1	11
Kevin Youngblood, WR	1	1		FA

^ - one of many first-round AFL selections; FA - free agent; USFL - drafted by the USFL, then moved to the NFL through dispersal draft; Note: Includes players who have appeared in at least one game; years denote number of seasons played in at least one game; **bold** denotes player who played in an NFL game in 2016.



STEPHONE ANTHONY WAS A ROOKIE LINEBACKER WITH THE NEW ORLEANS SAINTS IN 2015.

# NFL ALUMNI HONORS

## NFL ALL-DECADE TEAM

1990s - Levon Kirkland, LB, Steelers  
2000s - Brian Dawkins, S, Eagles

## NFL PLAYER-OF-THE-YEAR

1982 - ^Dwight Clark, WR, 49ers

## AFC ROOKIE-OF-THE-YEAR

1979 - \*Jerry Butler, WR, Bills

## ALL-ROOKIE TEAM

1979 - Jerry Butler, WR, Bills  
Joe Bostic, OG, Cardinals  
1980 - Jim Stuckey, DT, 49ers  
1982 - Jeff Bryant, DT, Seahawks  
1983 - Terry Kinard, FS, Giants  
1985 - Kevin Mack, RB, Browns  
William Perry, MG/FB, Bears  
Dale Hatcher, P, Rams  
1987 - Delton Hall, CB, Steelers  
1988 - Michael Dean Perry, DT, Browns  
1989 - David Treadwell, PK, Broncos  
1993 - Wayne Simmons, OLB, Packers  
1996 - Brian Dawkins, SS, Eagles  
1998 - Lorenzo Bromell, DE, Dolphins  
2001 - Rod Gardner, WR, Redskins  
2006 - Tye Hill, CB, Rams  
2007 - Gaines Adams, DE, Buccaneers  
2010 - Kavell Conner, LB, Colts  
Jacob Ford, WR, Raiders  
2012 - Dwayne Allen, TE, Colts  
2013 - Andre Ellington, RB, Cardinals  
DeAndre Hopkins, WR, Texans  
2014 - Bashaud Breeland, CB, Redskins  
Chandler Catanzaro, PK, Cardinals  
Sammy Watkins, WR, Bills  
2015 - Stephone Anthony, LB, Saints

## ALL-PRO SELECTIONS

1952 - Ray Mathews, RB, Steelers  
1961 - Bill Mathis, FB, Jets  
1962 - Harold Olson, T, Bills  
1977 - Charlie Waters, DB, Cowboys  
1978 - Charlie Waters, DB, Cowboys  
1980 - Jerry Butler, WR, Bills  
1981 - Dwight Clark, WR, 49ers  
1982 - Dwight Clark, WR, 49ers  
1983 - Jeff Bostic, C, Redskins  
1985 - Dale Hatcher, P, Rams

1988 - ^Johnny Rember, LB, Patriots  
1989 - Michael Dean Perry, DT, Browns  
David Treadwell, PK, Broncos  
1990 - Michael Dean Perry, DT, Browns  
1991 - Michael Dean Perry, DT, Browns  
1992 - Michael Dean Perry, DT, Browns  
1993 - Michael Dean Perry, DT, Browns  
1994 - Michael Dean Perry, DT, Browns  
Chester McGlockton, DT, Raiders  
Terry Allen, RB, Vikings  
1995 - Michael Dean Perry, DT, Broncos  
Terry Allen, TB, Redskins  
Chester McGlockton, DT, Raiders  
^Curtis Whitley, C, Panthers  
1996 - Chester McGlockton, DT, Raiders  
Chris Gardocki, P, Colts  
Terry Allen, TB, Redskins  
Levon Kirkland, LB, Steelers  
Michael Dean Perry, DT, Broncos  
1997 - Levon Kirkland, LB, Steelers  
1999 - Trevor Pryce, DT, Broncos  
Tony Horne, KR, Rams  
2000 - Chris Gardocki, P, Browns  
Trevor Pryce, DT, Broncos  
2001 - Brian Dawkins, DB, Eagles  
Trevor Pryce, DT, Broncos  
2002 - Brian Dawkins, DB, Eagles  
2004 - Brian Dawkins, DB, Eagles  
2006 - Brian Dawkins, DB, Eagles  
Justin Miller, KR, Jets  
2009 - Brian Dawkins, DB, Broncos  
2015 - DeAndre Hopkins, WR, Texans  
2016 - Vic Beasley, LB, Falcons

## PRO BOWL SELECTIONS

1952 - Ray Mathews, HB, Steelers  
1955 - Ray Mathews, HB, Steelers  
1961 - Bill Mathis, RB, Jets  
1962 - Bill Hudson, DT, Chargers  
1963 - Bill Mathis, RB, Jets  
1976 - Charlie Waters, DB, Cowboys  
1977 - Charlie Waters, DB, Cowboys  
1978 - Charlie Waters, DB, Cowboys  
1980 - Jerry Butler, WR, Bills  
1982 - Dwight Clark, WR, 49ers  
1983 - Dwight Clark, WR, 49ers  
Jeff Bostic, C, Redskins  
1985 - Kevin Mack, RB, Browns  
Dale Hatcher, P, Rams

1987 - Kevin Mack, RB, Browns  
1988 - Johnny Rember, LB, Patriots  
Terry Kinard, FS, Giants  
1989 - Michael Dean Perry, DT, Browns  
David Treadwell, PK, Broncos  
Johnny Rember, LB, Patriots  
1990 - Michael Dean Perry, DT, Browns  
1991 - Michael Dean Perry, DT, Browns  
1993 - Michael Dean Perry, DT, Browns  
Donnell Woolford, CB, Bears  
1994 - Michael Dean Perry, DT, Browns  
Chester McGlockton, DT, Raiders  
1995 - Chester McGlockton, DT, Raiders  
1996 - Chester McGlockton, DT, Raiders  
Michael Dean Perry, DT, Broncos  
Levon Kirkland, ILB, Steelers  
Chris Gardocki, P, Colts  
Terry Allen, TB, Redskins  
1997 - Chester McGlockton, MG, Raiders  
Levon Kirkland, LB, Steelers  
1998 - Ed McDaniel, LB, Vikings  
1999 - Brian Dawkins, DB, Eagles  
Trevor Pryce, DT, Broncos  
2000 - Trevor Pryce, DT, Broncos  
2001 - Brian Dawkins, DB, Eagles  
Trevor Pryce, DT, Broncos  
2002 - Brian Dawkins, DB, Eagles  
Trevor Pryce, DT, Broncos  
2004 - Brian Dawkins, DB, Eagles  
2005 - Brian Dawkins, DB, Eagles  
2006 - Brian Dawkins, DB, Eagles  
Justin Miller, KR, Jets  
2008 - Brian Dawkins, DB, Eagles  
2009 - Brian Dawkins, DB, Broncos  
2011 - Brian Dawkins, DB, Broncos  
2012 - C.J. Spiller, RB, Bills  
2015 - DeAndre Hopkins, WR, Texans  
2016 - Vic Beasley, LB, Falcons  
Note: By season, not calendar year game was played.

## LED LEAGUE IN A CATEGORY

1952 - Ray Mathews, Steelers  
Yards/All-Purpose Play,  
Punt Returns for Touchdowns  
1955 - Fred Cone, Packers  
NFL in Field Goals (16-24)  
Ray Mathews, Steelers  
NFL Punt Returns for Touchdowns

1982 - Dwight Clark, 49ers  
NFL in Receptions, Yards/Touch  
1985 - Dale Hatcher, Rams  
NFL in Net Punting  
1989 - David Treadwell, Broncos  
AFC in Scoring  
1996 - Chris Gardocki, Colts  
NFL in Net Punting  
Terry Allen, Redskins  
NFL in Touchdowns, Rushing Touchdowns  
1999 - Tony Horne, Rams  
NFL in Kickoff Return Average,  
Kickoff Returns for Touchdowns  
2006 - Justin Miller, Jets  
NFL in Kickoff Return Average  
2012 - C.J. Spiller, Bills  
NFL Running Backs in Yards/Carry  
2013 - Andre Ellington, Cardinals  
NFL Running Backs, Yards/Carry  
2016 - Vic Beasley, Falcons  
NFL in Sacks

\* - UPI, Sporting News; ^ - Sports Illustrated

# YEAR-BY-YEAR ATTENDANCE

Year	Overall Games	Overall Attendance	Avg. Overall Attendance	Home Games	Home Attendance	Avg. Home Attendance	National Ranking
1960	10	247,780	24,778	5	141,080	28,286	---
1961	10	310,000	31,000	5	132,000	26,400	---
1962	10	291,640	29,164	5	158,000	31,600	---
1963	10	318,587	31,859	4	103,496	25,874	---
1964	10	260,725	26,073	4	112,000	28,000	---
1965	10	333,736	33,374	4	113,000	28,250	---
1966	10	355,286	35,529	4	146,237	36,559	---
1967	10	389,618	38,962	5	206,275	41,255	---
1968	10	386,432	38,643	4	147,434	36,859	---
1969	10	339,936	33,994	4	136,252	34,063	---
1970	11	367,347	33,395	6	205,376	34,229	---
1971	11	398,222	36,200	5	154,741	30,948	---
1972	11	398,732	36,248	5	192,456	38,491	---
1973	11	411,477	37,407	6	188,500	31,417	---
1974	11	440,384	40,034	6	251,424	41,904	---
1975	11	487,436	44,312	5	195,873	39,174	---
1976	11	459,845	41,804	5	221,486	44,297	---
1977	12	580,067	48,339	5	235,152	47,030	---
1978	12	599,793	49,983	6	321,763	53,627	---
1979	12	641,109	53,426	6	353,576	58,929	---
1980	11	567,436	51,828	6	369,770	61,628	---
1981	12	683,871	56,989	6	371,152	61,859	20
1982	11	592,902	53,900	6	380,679	63,446	18
1983	11	701,937	63,812	7	521,898	74,557	10
1984	11	750,847	68,259	6	467,670	77,945	8
1985	12	749,282	62,440	6	460,413	76,736	6
1986	12	765,771	63,814	5	393,500	78,700	6
1987	12	825,836	68,820	8	602,526	75,316	10
1988	12	758,727	63,227	6	490,502	81,750	5
1989	12	759,468	63,289	6	473,566	78,927	7
1990	12	717,293	59,774	6	475,174	79,196	7
1991	12	839,423	69,952	7	534,597	76,371	10
1992	11	805,150	73,195	6	460,732	76,789	7
1993	12	749,349	62,446	7	467,914	66,845	15
1994	11	698,782	63,526	6	422,633	70,439	14
1995	12	701,512	58,459	6	427,782	71,297	15
1996	12	690,889	57,574	6	403,393	67,232	18
1997	12	718,786	59,899	6	409,918	68,320	19
1998	11	687,782	62,526	7	478,192	68,313	20
1999	12	750,332	62,528	5	391,510	78,302	13
2000	12	832,469	69,373	7	548,647	78,378	15
2001	12	736,364	61,364	6	480,911	80,152	15
2002	13	842,318	64,794	7	542,675	77,525	17
2003	13	885,840	68,142	7	532,551	76,079	19
2004	11	769,814	69,983	6	472,939	78,823	17
2005	12	779,519	64,960	6	469,391	78,232	18
2006	13	898,975	69,152	7	570,542	81,506	14
2007	13	909,108	69,931	7	569,342	81,335	16
2008	13	896,367	68,951	7	554,145	79,164	18
2009	14	925,267	66,091	7	530,553	75,793	17
2010	13	872,001	67,077	7	542,280	77,469	18
2011	14	997,796	71,271	7	545,713	77,959	17
2012	13	899,651	69,204	7	569,988	81,427	15
2013	13	932,224	71,710	7	574,333	82,048	15
2014	13	907,657	69,820	7	572,262	81,752	15
2015	15	1,082,512	72,167	7	588,266	84,038	14
2016	15	1,058,626	70,575	7	566,787	80,970	14

# YEAR-BY-YEAR TEAM RECORDS

Year	Home	Away	Neutral	Conf.	Finish	Overall	Win %	Scoring	Captain(s)	Head Coach(es)
1896	0-0	2-1	0-0	-----	-----	2-1	.667	36-18	R.G. Hamilton	Walter Riggs
1897	0-0	2-2	0-0	-----	-----	2-2	.500	28-58	W.T. Brock	W.M. Williams
1898	1-0	1-1	1-0	-----	-----	3-1	.750	110-20	Shack Shealy	John Penton
1899	0-0	1-2	3-0	-----	-----	4-2	.667	109-50	J.N. Walker	Walter Riggs
1900	1-0	3-0	2-0	3-0	1st	6-0	1.000	222-10	J.N. Walker	John Heisman
1901	1-0	1-0-1	1-1	1-0-1	-----	3-1-1	.700	190-38	Claude Douthit	John Heisman
1902	2-0	4-1	0-0	5-1	1st	6-1	.857	152-22	Hope Sadler	John Heisman
1903	0-0	3-1	1-0-1	2-0-1	T-1st	4-1-1	.750	167-22	Hope Sadler	John Heisman
1904	1-1	1-1-1	1-1	-----	-----	3-3-1	.500	50-45	John B. Holland	Shack Shealy
1905	0-0-1	2-2	1-0	-----	-----	3-2-1	.583	101-63	O.L. Derrick	Eddie Cochems
1906	3-0-1	1-0-1	0-0-1	4-0	T-1st	4-0-3	.786	38-4	Fritz Furtick	Bob Williams
1907	2-2	1-1	1-1	-----	-----	4-4	.500	67-45	J.M. McLaurin	Frank Shaughnessy
1908	1-1	0-3	0-2	-----	-----	1-6	.143	26-102	Sticker Coles	John Stone
1909	2-0	2-2	2-1	-----	-----	6-3	.667	93-43	C.M. Robbs	Bob Williams
1910	1-1	3-2	0-0-1	-----	-----	4-3-1	.563	106-54	W.H. Hankel	Frank Dobson
1911	1-2	2-1	0-2	-----	-----	3-5	.375	71-119	Paul Bissell	Frank Dobson
1912	2-0	2-3	0-1	-----	-----	4-4	.500	176-126	W.B. Britt	Frank Dobson
1913	1-1	3-2	0-1	-----	-----	4-4	.500	112-98	A.P. Gandy	Bob Williams
1914	0-0	4-3-1	1-0	-----	-----	5-3-1	.611	168-123	W.A. Schilleter	Bob Williams
1915	0-0-1	2-1-1	0-3	-----	-----	2-4-2	.375	113-48	W.K. McGill	Bob Williams
1916	2-1	1-1	0-4	-----	-----	3-6	.333	81-147	S.S. Major	Wayne Hart
1917	1-1	3-0	2-1	-----	-----	6-2	.750	183-64	F.L. Witsell	Edward Donahue
1918	3-1	1-1	1-0	-----	-----	5-2	.714	198-101	Stumpy Banks	Edward Donahue
1919	4-0	1-2-2	1-0	-----	-----	6-2-2	.700	152-55	Stumpy Banks	Edward Donahue
1920	3-1-1	0-5	1-0	-----	-----	4-6-1	.409	98-146	Boo Armstrong	Edward Donahue
1921	1-1	0-5-1	0-0-1	0-3	14th	1-6-2	.222	48-187	J.H. Spearman	E.J. Stewart
1922	3-1	2-2	0-1	1-2	11th	5-4	.556	170-109	E.H. Emanuel	E.J. Stewart
1923	3-0-1	2-2	0-0	1-1-1	12th	5-2-1	.688	91-65	Butch Holohan	Bud Saunders
1924	2-2	0-2	0-2	0-3	T-18th	2-6	.250	80-96	Charlie Robinson	Bud Saunders
1925	0-3	1-4	0-0	0-4	T-20th	1-7	.125	27-160	G.I. Finklea	Bud Saunders
1926	2-2	0-5	0-0	0-3	18th	2-7	.222	20-169	B.C. Harvey	Bud Saunders (4), Bob Williams (5)
1927	3-0-1	2-3	0-0	2-2	8th	5-3-1	.611	73-84	Bud Eskew	Josh Cody
1928	3-0	3-2	2-1	4-2	T-7th	8-3	.727	192-77	O.K. Pressley	Josh Cody
1929	4-0	2-2	2-1	3-3	12th	8-3	.727	236-110	O.D. Padgett	Josh Cody
1930	3-0	2-1	3-1	3-2	12th	8-2	.800	239-82	Johnnie Justus	Josh Cody
1931	0-1-1	0-2-1	1-3	1-4	20th	1-6-2	.222	19-164	A.D. Fordham	Jess Neely
1932	2-1	1-4-1	0-0	0-4	20th	3-5-1	.389	89-111	Bob Miller	Jess Neely
1933	2-0-1	0-4-1	1-2	1-1	6th	3-6-2	.364	50-98	John Heinemann	Jess Neely
1934	2-0	2-4	1-0	2-1	5th	5-4	.556	89-85	Henry Woodward	Jess Neely
1935	2-0	3-3	1-0	2-1	4th	6-3	.667	147-99	Henry Shore	Jess Neely
1936	2-1	3-4	0-0	3-2	5th	5-5	.500	98-95	Net Berry	Jess Neely
1937	2-0	2-4-1	0-0	2-0-1	3rd	4-4-1	.500	128-64	H.D. Lewis	Jess Neely
1938	2-0	4-1	1-0-1	3-0-1	2nd	7-1-1	.833	145-56	Charlie Woods	Jess Neely
1939	2-0	5-1	2-0	4-0	2nd	9-1	.900	165-45	Joe Payne	Jess Neely
1940	2-0	3-2-1	1-0	4-0	1st	6-2-1	.722	182-73	Red Sharpe	Frank Howard
1941	2-0	3-2	2-0	5-1	3rd	7-2	.778	233-90	Wade Padgett	Frank Howard
1942	2-1	1-4	0-1-1	2-3-1	9th	3-6-1	.350	100-138	Charlie Wright	Frank Howard
1943	0-2	1-2	1-2	2-3	T-7th	2-6	.250	94-185	Ralph Jenkins	Frank Howard
1944	2-0	1-5	1-0	3-1	3rd	4-5	.444	165-179	Ralph Jenkins	Frank Howard
1945	3-1	3-2-1	0-0	2-1-1	4th	6-3-1	.650	211-73	Ralph Jenkins	Frank Howard
1946	2-1	1-4	1-0	2-3	11th	4-5	.444	147-174	Chip Clark	Frank Howard
1947	2-1	2-4	0-0	1-3	12th	4-5	.444	206-146	Cary Cox	Frank Howard
1948	4-0	5-0	2-0	5-0	1st	11-0	1.000	274-76	Bob Martin, Phil Prince	Frank Howard
1949	2-2-1	2-2	0-0-1	2-2	8th	4-4-2	.500	232-216	Gene Moore	Frank Howard
1950	4-0	5-0-1	0-0	3-0-1	2nd	9-0-1	.950	343-76	Fred Cone	Frank Howard
1951	4-0	3-2	0-1	3-1	4th	7-3	.700	196-97	Bob Patton	Frank Howard
1952	1-1	1-5-1	0-0	-----	*	2-6-1	.278	112-157	George Rodgers	Frank Howard
1953	2-2	1-3-1	0-0	1-2	6th	3-5-1	.389	139-172	Dreher Gaskin, Nathan Gressette	Frank Howard
1954	3-1	0-4	2-0	1-2	5th	5-5	.500	193-121	Buck George, Scott Jackson, Mark Kane, Clyde White	Frank Howard
1955	3-1	3-1	1-1	3-1	3rd	7-3	.700	206-144	Don King	Frank Howard
1956	4-0	3-1-2	0-1	4-0-1	1st	7-2-2	.727	167-101	Charlie Bussey	Frank Howard
1957	3-1	4-2	0-0	4-3	T-3rd	7-3	.700	216-78	John Grdijan, Leon Kaltenback	Frank Howard
1958	5-0	3-2	0-1	5-1	1st	8-3	.727	169-138	Bill Thomas	Frank Howard
1959	3-1	5-1	1-0	6-1	1st	9-2	.818	285-103	Paul Snyder, Harvey White	Frank Howard
1960	5-0	1-4	0-0	4-2	4th	6-4	.600	197-124	Dave Lynn, Lowndes Shingler	Frank Howard
1961	3-2	2-3	0-0	3-3	T-3rd	5-5	.500	199-126	Ron Andreo, Calvin West	Frank Howard
1962	2-3	4-1	0-0	5-1	2nd	6-4	.600	168-130	Dave Hynes	Frank Howard
1963	2-1-1	3-3	0-0	5-2	T-3rd	5-4-1	.550	181-140	Tracy Childers	Frank Howard
1964	2-2	1-5	0-0	2-4	7th	3-7	.300	105-135	John Boyett, Ted Bunton	Frank Howard
1965	3-1	2-4	0-0	4-3	1st	5-5	.500	117-137	Bill Hecht, Floyd Rogers	Frank Howard
1966	4-0	2-4	0-0	6-1	1st	6-4	.600	174-177	Mike Facciolo	Frank Howard
1967	3-2	3-2	0-0	6-0	1st	6-4	.600	166-128	Jimmy Addison, Frank Liberatore	Frank Howard
1968	2-2	2-3-1	0-0	4-1-1	2nd	4-5-1	.450	184-179	Billy Ammons, Ronnie Ducworth	Frank Howard
1969	2-2	2-4	0-0	3-3	T-3rd	4-6	.400	178-250	Ivan Southerland, Charlie Tolley	Frank Howard
1970	2-4	1-4	0-0	2-4	T-6th	3-8	.273	164-313	B.B. Elvington, Jim Sursavage, Ray Yauger	Hootie Ingram
1971	2-3	1-3	2-0	4-2	2nd	5-6	.455	155-202	Larry Hefner, John McMakin	Hootie Ingram
1972	3-2	1-5	0-0	2-4	5th	4-7	.364	143-245	Wade Hughes, Buddy King, Frank Wirth	Hootie Ingram
1973	3-3	2-3	0-0	4-2	3rd	5-6	.455	231-263	Mike Buckner, Ken Pengitore	Red Parker
1974	6-0	1-4	0-0	4-2	T-2nd	7-4	.636	246-250	Willie Anderson, Mark Fellers, Jim Ness, Ken Peeples	Red Parker
1975	1-4	1-5	0-0	2-3	5th	2-9	.182	177-381	Bennie Cunningham, Neal Jetton, Dennis Smith, Jimmy Williamson	Red Parker
1976	2-2-1	1-4-1	0-0	0-4-1	7th	3-6-2	.364	172-237	Malcolm Marler, Mike O'Cain, Randy Scott, Joey Walters	Red Parker
1977	3-2	5-0-1	0-1	4-1-1	2nd	8-3-1	.708	228-163	Steve Fuller, Steve Godfrey, Randy Scott	Charley Pell
1978	6-0	4-1	1-0	6-0	1st	11-1	.917	368-131	Steve Fuller, Randy Scott	Charley Pell (11), Danny Ford (1)
1979	4-2	4-1	0-1	4-2	T-2nd	8-4	.667	205-116	Bubba Brown, Billy Lott	Danny Ford
1980	4-2	2-3	0-0	2-4	T-4th	6-5	.545	217-222	Lee Nanney, Willie Underwood	Danny Ford
1981	6-0	5-0	1-0	6-0	1st	12-0	1.000	338-105	Jeff Davis, Lee Nanney, Perry Tuttle	Danny Ford
1982	5-0-1	3-1	1-0	6-0	1st	9-1-1	.864	289-147	Homer Jordan, Terry Kinard	Danny Ford
1983	6-0-1	3-1	0-0	-----	*	9-1-1	.864	338-200	James Farr, James Robinson	Danny Ford



# YEAR-BY-YEAR TEAM RECORDS

Year	Home	Away	Neutral	Conf.	Finish	Overall	Win %	Scoring	Captain(s)	Head Coach(es)
1984	5-1	2-3	0-0	----	*	7-4	.636	346-215	Mike Eppley, William Perry	Danny Ford
1985	3-3	3-2	0-1	4-3	T-3rd	6-6	.500	244-222	Steve Berlin, Steve Reese	Danny Ford
1986	3-1-1	4-1-1	1-0	5-1-1	1st	8-2-2	.750	296-187	Terrence Flagler, Terence Mack	Danny Ford
1987	7-1	2-1	1-0	6-1	1st	10-2	.833	333-176	Michael Dean Perry, John Phillips	Danny Ford
1988	5-1	4-1	1-0	6-1	1st	10-2	.833	342-157	Rodney Williams, Donnell Woolford	Danny Ford
1989	5-1	4-1	1-0	5-2	3rd	10-2	.833	368-138	Wesley McFadden, Otis Moore	Danny Ford
1990	6-0	3-2	1-0	5-2	T-2nd	10-2	.833	333-109	Stacy Fields, Vance Hammond	Ken Hatfield
1991	6-0-1	2-1	1-1	6-0-1	1st	9-2-1	.792	317-185	Rob Bodine, DeChane Cameron, Levon Kirkland	Ken Hatfield
1992	4-2	1-4	0-0	3-5	7th	5-6	.455	261-213	Robert O'Neal, Ashley Sheppard, Wayne Simmons	Ken Hatfield
1993	6-1	2-2	1-0	5-3	3rd	9-3	.750	198-192	Richard Moncrief	Ken Hatfield (11), Tommy West (1)
1994	4-2	1-4	0-0	4-4	6th	5-6	.455	164-188	Tim Jones, Louis Solomon	Tommy West
1995	3-3	5-0	0-1	6-2	3rd	8-4	.667	303-219	Louis Solomon	Tommy West
1996	5-1	2-3	0-1	6-2	T-2nd	7-5	.583	245-241	Dexter McCleon	Tommy West
1997	3-3	4-1	0-1	4-4	5th	7-5	.583	292-219	Raymond Priestler, Raymond White	Tommy West
1998	3-4	0-4	0-0	1-7	T-8th	3-8	.273	218-272	Donald Broomfield, Holland Postell	Tommy West
1999	3-2	3-3	0-1	5-3	2nd	6-6	.500	322-253	Keith Adams, Ryan Romano, Brandon Streeter	Tommy Bowden
2000	6-1	3-1	0-1	6-2	2nd	9-3	.750	416-253	Chad Carson, Rod Gardner, Chad Speck	Tommy Bowden
2001	3-3	3-2	1-0	4-4	T-4th	7-5	.583	369-339	Chad Carson, Woodrow Dantzler, Charles Hafley	Tommy Bowden
2002	5-2	2-3	0-1	4-4	5th	7-6	.538	330-349	Nick Eason, Bryant McNeal, Jackie Robinson	Tommy Bowden
2003	6-1	2-3	1-0	5-3	3rd	9-4	.692	365-250	Tony Elliott, DeJuan Polk, Gregory Walker	Tommy Bowden
2004	5-1	1-4	0-0	4-4	T-6th	6-5	.545	236-229	Eric Coleman, Airese Currie, Leroy Hill	Tommy Bowden
2005	4-2	3-2	1-0	4-4	3rd (Atl.)	8-4	.667	316-211	Charles Bennett, Jamaal Fudge, Steven Jackson, Charlie Whitehurst	Tommy Bowden
2006	5-2	2-2	1-1	5-3	T-2nd (Atl.)	8-5	.615	425-210	Gaines Adams, Chansi Stuckey, Anthony Waters	Tommy Bowden
2007	5-2	4-1	0-1	5-3	T-2nd (Atl.)	9-4	.692	430-243	Michael Hamlin, Cullen Harper	Tommy Bowden
2008	5-2	2-2	0-2	4-4	T-3rd (Atl.)	7-6	.539	327-225	James Davis, Tyler Grisham, Michael Hamlin, Cullen Harper, Jock McKissic	Tommy Bowden (6), Dabo Swinney (7)
2009	6-1	2-3	1-1	6-2	1st (Atl.)	9-5	.643	436-286	Thomas Austin, Chris Chancellor, Kavell Conner, Michael Palmer, Ricky Sapp, C.J. Spiller	Dabo Swinney
2010	5-2	1-4	0-1	4-4	T-4th (Atl.)	6-7	.462	312-244	Marcus Gilchrist, Chris Hairston, Jarvis Jenkins, DeAndre McDaniel, Michael Wade	Dabo Swinney
2011	7-0	2-3	1-1	6-2	^1st (Atl.)	10-4	.714	470-410	Andre Branch, Chad Diehl, Marquan Jones, Coty Sensabaugh, Brandon Thompson, Landon Walker	Dabo Swinney
2012	6-1	3-1	2-0	7-1	T-1st (Atl.)	11-2	.846	533-323	Xavier Brewer, Jaron Brown, Andre Ellington, Dalton Freeman, Rashard Hall, Jonathan Meeks	Dabo Swinney
2013	6-1	4-1	1-0	7-1	2nd (Atl.)	11-2	.846	522-288	Tajh Boyd, Quandon Christian, Darius Robinson, Tyler Shatley, Spencer Shuey, Brandon Thomas	Dabo Swinney
2014	7-0	2-3	1-0	6-2	2nd (Atl.)	10-3	.769	401-217	Stephone Anthony, Sam Cooper, Adam Humphries, Grady Jarrett	Dabo Swinney
2015	7-0	5-0	2-1	8-0	^1st (Atl.)	14-1	.933	577-325	Travis Blanks, B.J. Goodson, Eric Mac Lain, Charone Peake, D.J. Reader, Stanton Seckinger	Dabo Swinney
2016	6-1	5-0	3-0	7-1	^1st (Atl.)	14-1	.933	588-270	Ben Boulware, Jay Guillermo, Jadar Johnson, Jordan Leggett, Carlos Watkins, Deshaun Watson	Dabo Swinney
<b>Totals</b>	<b>371-126-15</b>	<b>274-277-23</b>	<b>72-54-7</b>	<b>356-199-14</b>		<b>717-457-45</b>	<b>.607</b>	<b>25,438-18,473</b>		<b>25 Head Coaches</b>

\* - ineligible for conference title; ^ - ACC Championship game winner; Note: Clemson's Southern Conference record was 66-56-6 (.539) and won two SoCon titles; Clemson's record against ACC regular-season opponents (including 18 games vs. South Carolina) is 275-142-6 (.657), including 15 ACC titles and one co-championship.

## FOURTH QUARTER WINS

Year	Opponent	Site	Score	Decisive Play	Time Left
1948	Wake Forest	A	21-14	Fred Cone 1 run	11:56
	Auburn	A	7-6	Ray Mathews 1 run	6:35
	South Carolina	A	13-7	Oscar Thompson recovers blocked punt	4:15
1949	Auburn	N	20-20		
1950	South Carolina	A	14-14	Fred Cone TD	
	Miami (Fla.)	A	15-14	Sterling Smith tackles Frank Smith for a safety	6:00
1954	Florida	A	14-7	Don King 1 run	14:54
1955	Virginia Tech	A	21-16	Charlie Bussey-Joel Wells 60 pass	4:06
	Wake Forest	A	19-13	Billy O'Dell 1 run	2:20
1956	NC State	A	13-7	Charlie Horne 10 run	5:26
	Florida	A	20-20	Bob Spooner 1 run	0:32
1957	Wake Forest	H	13-6	Harvey White-Doug Cline 22 pass	1:36
1958	Vanderbilt	A	12-7	Harvey White 3 run	0:03
	NC State	A	13-6	George Ustry 1 run	12:16
	Virginia	H	20-15	Lowndes Shingler 1 run	14:00
	North Carolina	H	26-21	Doug Cline 2 run	2:52
1959	Wake Forest	H	33-31	George Ustry 1 run	4:24
1960	Virginia Tech	H	13-7	Lowndes Shingler 4 run	4:08
1962	NC State	A	7-0	Pat Crain 1 run	4:43
	Maryland	A	17-14	Rodney Rogers 23 FG	1:31
	South Carolina	H	20-17	Rodney Rogers 24 FG	1:24
1963	North Carolina	A	11-7	Jim Parker 1 run	7:54
1965	Virginia	A	20-14	Thomas Ray-Wayne Bell 16 pass	2:06
1966	Duke	H	9-6	Jimmy Addison-Phil Rogers 25 pass	2:32
	Wake Forest	A	23-21	Wilson Childers, James Tompkins tackle for a safety	0:25
	Virginia	H	40-35	Addison 75 pass to Jacky Jackson	3:49
1967	Duke	A	13-7	Buddy Gore 9 run	
1968	NC State	A	24-19	Ray Yauger 7 run	0:53
1971	Wake Forest	H	10-9	Eddie Seigler 29 FG	0:37
1973	Virginia	H	32-27	Ken Pengitore-Jim Lanzendoen 28 pass	6:44
1974	Georgia Tech	H	21-17	Mike O'Cain-Bennie Cunningham 3 pass	8:26
	Georgia	H	28-24	Mike O'Cain 1 run	8:44
1975	Wake Forest	H	16-14	Willie Jordan 34 FG	0:05
1976	The Citadel	H	10-7	Ciro Piccirillo 23 FG	0:54
	Florida State	A	15-12	Steve Fuller 1 run	6:36
1977	NC State	H	7-3	Steve Fuller-Jerry Butler 19 pass	12:46
	South Carolina	A	31-27	Steve Fuller-Jerry Butler 20 pass	0:49
1978	North Carolina	H	13-9	Lester Brown 1 run	9:48
1980	Virginia	A	27-24	Obed Ariri 52 FG	0:06
1982	Boston College	H	17-17	Donald Igwebuike 43 FG	5:40
1983	Wake Forest	H	24-17	Stacey Driver 2 run	4:13
1985	Virginia Tech	A	20-17	David Treadwell 36 FG	0:00
	Virginia	H	27-24	Kenny Flowers 12 run	13:45
1986	Georgia	A	31-28	David Treadwell 46 FG	0:00
	Maryland	A	17-17	David Treadwell 21 FG	0:10
	South Carolina	H	21-21	David Treadwell 31 FG	2:50
1987	Georgia	H	21-20	David Treadwell 21 FG	0:02
	Duke	H	17-10	Tracy Johnson 4 run	6:46
	North Carolina	A	13-10	David Treadwell 30 FG	0:32
1988	Virginia	A	10-7	Rodney Williams-Chip Davis 14 pass	1:52
	Oklahoma	N	13-6	Terry Allen 4 run	10:28
1990	Maryland	A	18-17	DeChane Cameron-Rudy Harris 11 pass	7:59
	NC State	A	24-17	Howard Hall 1 run	3:12
1991	Georgia Tech	H	9-7	Ronald Williams 2 run	2:06
	Virginia	H	20-20	Nelson Welch 40 FG	0:46
1992	Virginia	A	29-28	Nelson Welch 32 FG	0:55
1993	South Carolina	A	16-13	Nelson Welch 31 FG	11:53
	Kentucky	N	14-13	Patrick Sapp-Terry Smith 21 pass	0:20
1996	Georgia Tech	H	28-25	Nealon Greene 1 run	4:10
1997	NC State	A	19-17	Matt Padgett 20 FG	0:19
	Duke	H	29-20	Rahim Abdullah 63 interception return	OT
2000	South Carolina	H	16-14	Aaron Hunt 25 FG	0:03
2001	Georgia Tech	A	47-44	Woodrow Dantzler 6 run	OT
2002	Duke	A	34-31	Aaron Hunt 21 FG	0:08
	South Carolina	H	27-20	Bernard Rambert 2 run	9:38
2003	Virginia	H	30-27	Charlie Whitehurst-Kevin Youngblood 4 pass	OT
2004	Wake Forest	H	37-30	Charlie Whitehurst-Kyle Browning 11 pass	OT
	Maryland	H	10-7	Reggie Merriweather 2 run	0:23
	Miami (Fla.)	A	24-17	Reggie Merriweather 2 run	OT
2005	Texas A&M	H	25-24	Jad Dean 42 FG	0:02
	Maryland	A	28-24	Reggie Merriweather 38 run	2:58
	South Carolina	A	13-9	James Davis 2 run	5:58
2006	Florida State	A	27-20	James Davis 1 run	0:08
2007	South Carolina	A	23-21	Mark Buchholz 35 FG	0:00
2008	Boston College	A	27-21	Cullen Harper-Aaron Kelly 4 pass	7:10
2009	Miami (Fla.)	A	40-37	Kyle Parker-Jacoby Ford 26 pass	OT
2010	NC State	H	14-13	Jamie Harper 4 run	6:18
2011	Wake Forest	H	31-28	Chandler Catanzaro 43 FG	0:00
2012	Louisiana State	N	25-24	Chandler Catanzaro 37 FG	0:00
2013	Ohio State	N	40-35	Tajh Boyd-Stanton Seckinger 5 pass	6:16
2014	Boston College	A	17-13	C.J. Davidson 32 run	9:35
2016	Louisville	H	42-36	Deshaun Watson-Jordan Leggett 31 pass	3:14
	NC State	H	24-17	Deshaun Watson-Artavis Scott 10 pass	OT
	Florida State	A	37-34	Deshaun Watson-Jordan Leggett 34 pass	2:06
	Alabama	N	35-31	Deshaun Watson-Hunter Renfrow 2 pass	0:01

Note: Above is a list of games since 1948 in which Clemson scored the last points of the game in the fourth quarter or overtime to erase a deficit or tie, and win or tie a game; games must have been decided by seven points or less, or in overtime; home wins in bold.

# YEARLY CLEMSON STATS

YEAR	GAMES	PLAYS	TOTAL YARDS	YARDS PER GAME	YARDS PER PLAY	CARRIES	RUSHING YARDS	YARDS PER GAME	YARDS PER CARRY	PASS ATTEMPTS	COMPLETIONS	PASSING YARDS	HAD INTERCEPTED	COMPLETION %	YARDS PER GAME	PUNTING AVERAGE	PUNT RETURNS	PUNT RETURN YARDS	KICKOFF RETURNS	KICKOFF RETURN YARDS	INTERCEPTIONS	INTERCEPTION YARDS	FIRST DOWNS	POINTS PER GAME	TURNOVERS
1938	9	461	2151	239.0	4.7	396	1638	182.0	4.1	65	32	513	4	49.2	57.0	38.0	41	584	15	321	9	111	94	16.2	10
1939	10	558	2820	282.0	5.1	480	2185	218.5	4.6	78	33	635	7	42.3	63.5	41.0	43	271	12	230	14	116	113	16.5	26
1940	9	552	2391	265.7	4.3	448	1794	199.3	4.0	104	33	597	6	31.7	66.3	37.0	43	372	11	155	19	209	108	20.2	8
1941	9	582	2977	330.8	5.1	439	2226	247.3	5.1	143	43	751	10	30.1	83.4	40.5	52	560	20	428	12	150	111	25.9	23
1942	10	535	1876	187.6	3.5	399	1277	127.7	3.2	106	43	599	15	41.0	59.9	37.3	43	296	17	307	12	149	95	10.0	29
1943	8	387	1456	182.0	3.8	306	1057	132.1	3.5	81	25	399	10	30.9	49.9	36.4	28	237	16	289	12	70	60	11.8	23
1944	9	482	2070	230.0	4.3	394	1696	188.4	4.3	88	21	374	16	23.9	41.6	38.6	36	256	33	648	14	102	105	18.3	26
1945	10	548	2600	260.0	4.7	453	2064	206.4	4.6	95	27	536	13	28.4	53.6	36.0	53	466	23	429	19	235	104	21.1	30
1946	9	442	2046	255.8	4.6	309	995	124.4	3.2	133	62	1051	15	46.6	131.4	36.2	22	137	57	488	12	121	90	15.6	24
1947	9	483	2673	297.0	5.5	330	1340	148.9	4.1	153	67	1333	19	43.8	148.1	41.2	28	224	22	419	7	120	95	22.9	35
1948	11	646	3456	315.1	5.3	503	2456	223.2	4.9	143	53	1000	15	37.1	90.9	42.7	37	634	16	341	21	234	140	24.9	39
1949	10	598	3124	312.4	5.2	418	2003	200.3	4.8	180	62	1121	13	34.4	112.1	40.3	20	252	38	557	14	145	141	23.2	22
1950	10	630	3881	388.1	6.2	504	2648	264.8	5.3	126	53	1233	8	42.0	137.0	36.7	24	307	21	305	17	169	139	32.9	19
1951	10	671	3319	331.9	4.9	487	2186	218.6	4.5	184	73	1133	15	40.0	113.3	32.9	36	302	22	392	25	361	164	19.6	27
1952	9	552	2179	242.1	3.9	420	1595	177.2	3.8	132	45	584	19	34.1	64.9	36.4	29	262	27	533	16	145	100	12.4	36
1953	9	568	2750	305.6	4.8	426	1792	199.1	4.2	142	60	958	15	42.2	106.4	36.4	12	125	32	473	14	150	127	15.6	39
1954	10	616	2916	291.6	4.7	506	2081	208.1	4.1	110	44	835	11	40.0	83.5	36.6	30	489	25	405	10	139	151	19.3	33
1955	10	600	3057	305.7	5.1	485	2200	220.0	4.5	115	44	857	13	38.3	85.7	31.1	16	202	25	516	13	154	156	20.6	23
1956	11	629	2512	251.2	4.0	548	2166	216.6	4.0	81	25	346	7	30.9	34.6	35.3	21	214	22	469	12	145	152	14.6	22
1957	10	646	3277	327.7	5.1	517	2232	223.2	4.3	130	57	1045	8	43.9	104.5	33.2	22	214	19	350	7	135	170	21.6	24
1958	11	744	3344	304.0	4.5	604	2426	220.5	4.0	140	69	918	9	49.3	83.5	32.0	40	450	29	570	8	61	178	15.4	23
1959	11	746	3300	300.0	4.4	581	2128	193.5	3.7	165	77	1168	10	46.7	106.2	34.5	47	531	28	668	20	349	184	25.9	24
1960	10	724	3060	306.0	4.2	535	1944	194.4	3.6	189	81	1116	10	42.9	111.6	36.2	34	374	27	467	11	161	176	19.7	23
1961	10	708	3075	307.5	4.3	499	1783	178.3	3.6	209	91	1292	14	43.5	129.2	38.8	36	572	29	584	8	119	172	19.9	25
1962	10	695	2897	289.7	4.2	545	2054	205.4	3.8	150	63	843	16	42.0	84.3	39.7	25	299	29	658	13	118	170	16.8	33
1963	10	741	3139	313.9	4.2	565	1959	195.9	3.5	176	72	1180	16	40.9	118.0	30.1	38	407	32	652	8	58	166	18.1	42
1964	10	644	2245	224.5	3.5	493	1696	168.6	3.4	151	44	559	16	29.1	55.9	36.5	32	261	28	570	19	145	128	10.5	32
1965	10	680	2789	278.9	4.1	472	1569	156.9	3.3	208	91	1220	15	43.8	122.0	39.1	28	229	29	612	10	51	161	11.7	31
1966	10	614	3056	305.6	4.9	419	1520	152.0	3.6	195	105	1536	15	53.8	153.6	38.9	35	281	37	852	12	123	150	17.4	30
1967	10	711	3121	312.1	4.4	483	1887	188.7	3.9	228	105	1234	13	46.0	123.4	37.9	37	387	25	426	10	116	167	16.6	21
1968	10	722	3094	309.4	4.3	503	1803	180.3	3.6	219	98	1291	19	44.7	129.1	36.7	30	302	30	702	17	94	156	18.4	37
1969	10	711	3157	315.7	4.4	430	1402	140.2	3.3	281	133	1755	24	47.5	175.5	38.1	25	215	44	952	12	102	165	17.8	43
1970	11	760	2760	250.9	3.6	458	1201	109.2	2.6	302	145	1559	12	48.0	141.7	36.8	27	403	57	1187	14	344	159	14.9	19
1971	11	746	2845	258.6	3.8	554	1582	143.8	3.8	192	82	1263	14	42.7	114.8	36.7	24	254	32	656	19	176	158	14.1	30
1972	11	742	2928	266.2	3.9	590	2058	187.1	3.5	152	64	870	9	42.1	79.1	38.4	32	194	41	763	15	74	160	13.0	26
1973	11	796	4009	364.5	5.0	591	2497	227.0	4.1	205	90	1512	10	43.9	137.5	41.8	31	227	43	831	19	213	204	21.0	31
1974	11	749	3659	332.6	4.9	611	2543	231.2	4.2	138	62	1116	8	44.9	101.5	39.5	27	285	37	744	13	132	196	22.4	29
1975	11	746	3722	338.4	5.0	538	1924	174.9	3.6	208	111	1798	9	53.3	163.5	34.8	22	145	49	876	6	59	195	16.1	35
1976	11	750	3707	337.0	4.9	573	2463	223.8	4.3	177	87	1245	10	49.2	113.2	38.2	16	88	34	547	9	24	206	15.6	34
1977	12	852	4075	339.6	4.8	639	2369	197.4	3.7	213	111	1706	8	52.1	142.2	38.4	37	335	32	648	8	234	216	19.0	30
1978	12	946	5134	427.8	5.4	741	3469	289.1	4.7	205	111	1665	5	54.1	138.8	39.4	23	288	25	486	24	327	273	30.7	21
1979	12	911	3901	325.1	4.3	725	2689	224.1	3.7	186	93	1212	10	50.0	101.0	43.0	29	193	24	363	16	216	228	17.1	21
1980	11	813	3675	334.1	4.5	590	1993	181.2	3.4	223	109	1682	13	48.8	152.8	37.7	28	175	32	502	12	175	203	19.7	36
1981	12	910	4698	391.5	5.2	705	2977	248.1	4.2	205	112	1721	10	54.6	143.4	42.1	37	333	20	409	23	190	254	28.2	24
1982	11	796	3869	354.2	4.9	618	2604	236.7	4.2	178	98	1265	12	55.1	115.0	39.9	24	160	17	312	21	261	210	26.3	24
1983	11	778	4219	383.5	5.4	588	2752	250.2	4.7	190	104	1467	11	54.7	133.4	43.3	17	83	34	648	20	208	219	30.7	24
1984	11	768	4184	380.4	4.5	521	2326	211.5	4.5	247	137	1858	12	55.5	168.9	44.0	32	206	27	522	16	114	221	31.5	27
1985	12	860	4283	356.9	5.0	603	2688	224.0	4.5	257	125	1595	10	48.6	132.9	39.9	19	100	43	915	11	86	235	20.3	33
1986	12	917	4570	380.8	5.0	705	3245	270.4	4.6	212	104	1325	11	49.1	110.4	38.5	36	313	39	977	16	180	242	24.7	24
1987	12	887	4542	378.5	5.1	661	2972	247.7	4.5	226	109	1570	12	48.2	130.8	38.3	53	720	34	724	19	147	235	27.8	29
1988	12	874	4615	384.6	5.3	673	3241	270.1	4.8	201	85	1374	4	42.3	114.5	41.1	41	269	27	538	15	171	241	28.5	13
1989	12	873	4561	380.1	5.2	678	2841	234.9	4.2	195	117	1720	6	60.0	139.8	42.7	36	354	26	581	21	318	253	30.7	15
1990	12	882	4265	355.4	4.8	667	2956	246.3	4.4	215	107	1309	5	49.7	109.1	43.7	52	422	29	627	16	181	225	27.7	17
1991	12	918	4836	403.0	5.3	658	3019	251.6	4.6	260	140	1817	11	53.8	151.4	35.6	49	555	31	623	9	39	253	26.4	29
1992	11	824	4054	368.5	4.9	580	2828	257.1	4.9	224	103	1226	5	42.2	111.5	40.0	37	268	35	650	14	258	205	23.7	18
1993	12	804	3728	310.7	4.6	602	2131	177.6</																	



# YEARLY OPPONENT STATS

YEAR	GAMES	PLAYS	TOTAL YARDS	YARDS PER GAME	YARDS PER PLAY	CARRIES	RUSHING YARDS	YARDS PER GAME	YARDS PER CARRY	PASS ATTEMPTS	COMPLETIONS	PASSING YARDS	HAD INTERCEPTED	COMPLETION %	YARDS PER GAME	PUNTING AVERAGE	PUNT RETURNS	PUNT RETURN YARDS	KICKOFF RETURNS	KICKOFF RETURN YARDS	INTERCEPTIONS	INTERCEPTION YARDS	FIRST DOWNS	POINTS PER GAME	TURNOVERS
1938	9	491	1742	193.6	3.5	386	1211	134.6	3.1	105	39	531	9	37.1	33.0						4	84	6.2	17	
1939	10	519	1575	157.5	3.0	410	1126	112.6	2.7	109	32	449	14	29.4	44.9						7	80	4.5	26	
1940	9	468	1652	183.6	3.5	339	1094	121.6	3.2	129	46	558	19	35.7	62.0						6	92	8.3	27	
1941	9	487	1886	209.6	3.9	334	904	100.4	2.7	153	74	982	12	48.4	109.1						10	83	10.1	26	
1942	10	597	2349	234.9	3.9	467	1625	162.5	3.5	130	49	724	12	38.0	72.4						15	101	13.8	25	
1943	8	462	2418	302.3	5.2	349	1582	197.8	4.5	113	54	836	12	47.8	104.5						10	98	23.1	32	
1944	9	519	2436	270.7	4.7	410	1797	199.7	4.4	109	40	639	14	36.7	71.0						16	105	19.9	28	
1945	10	533	1932	193.2	3.6	364	1105	110.5	3.0	169	60	827	19	35.5	82.7						13	91	7.3	34	
1946	9	489	2127	265.9	4.3	336	1164	145.5	3.5	153	62	963	1	40.5	120.4						15	98	19.3	29	
1947	9	544	2189	243.7	4.0	404	1223	135.9	3.0	140		966	7		107.3						19	104	16.2	23	
1948	11		1949	177.2			1116	101.5		161	61	833	21	37.9	75.7						15	99	6.9	31	
1949	10	621	3169	316.9	5.1	460	2168	216.8	4.7	161	76	1001	14	47.2	100.1						13	147	21.6	33	
1950	10	570	2255	225.5	4.0	354	1365	136.5	3.9	216	83	890	17	38.4	89.0	38.3	14	153			8	79	97	6.2	35
1951	10	618	2259	225.9	3.7	442	1383	138.3	3.1	176	61	876	13	34.7	87.6	39.2	32	429			29		103	9.7	28
1952	9	620	2317	257.4	3.7	459	1436	159.6	3.1	161	62	881	16	38.5	97.9	37.2	35	269	28	412	19	193	113	17.4	32
1953	9	518	2461	273.4	4.8	367	1478	164.2	4.0	151	54	983	14	35.7	109.2	31.0	15	401	28	767	15	230	116	19.1	27
1954	10	528	1761	176.1	3.3	388	969	96.9	2.5	140	66	792	10	47.1	79.2	35.5	19	161	41	748	11	218	96	12.1	23
1955	10	561	2478	247.8	4.4	427	1624	162.4	3.8	134	49	854	13	37.0	85.4	34.3	8	142	33	709	13	85	138	14.4	28
1956	11	635	2448	244.8	3.9	511	1922	192.2	3.8	124	48	526	12	38.8	52.6	33.6	19	122	27	506	7	44	133	7.4	30
1957	10	592	2159	215.9	3.6	463	1562	156.2	3.4	129	49	597	7	37.9	59.7	33.3	6	63	40	808	8	62	111	7.8	15
1958	11	646	2673	243.0	4.1	454	1517	137.9	3.3	192	88	1156	8	45.9	105.1	37.5	22	179	29	604	9	48	148	12.5	23
1959	11	603	2130	193.6	3.5	430	1174	106.7	2.7	189	80	956	8	42.3	86.9	36.3	24	151			20		114	8.5	26
1960	10	573	2143	214.3	3.7	389	1143	114.3	2.9	184	94	1000	11	51.0	100.0	34.1	19	165	37	766	10		116	12.4	17
1961	10	567	2340	234.0	4.1	399	1275	127.5	3.2	198	88	1265	8	44.4	126.5	37.8	27	265	38	725	14	151	114	12.6	17
1962	10	577	2403	240.3	4.2	395	1213	121.3	3.0	182	91	1198	13	50.0	119.0	37.3	27	296	36	776	16	266	127	13.0	22
1963	10	544	1847	184.7	3.4	344	931	93.1	2.7	200	79	916	8	39.5	91.6	36.5	18	183	37	834	16	219	104	14.0	25
1964	10	641	2710	271.0	4.2	439	1605	160.5	3.4	202	87	1105	19	43.1	110.5	32.3	30	317	28	531	16	229	141	13.5	34
1965	10	622	2515	251.5	4.0	448	1514	151.4	3.4	174	79	1001	10	45.4	100.1	37.8	29	339	15	439	15	154	141	13.7	29
1966	10	681	3164	316.4	4.6	444	1753	175.3	3.9	237	117	1411	12	49.4	141.1	39.6	27	229	33	694	15	158	169	17.7	21
1967	10	661	2577	257.7	3.9	455	1396	139.6	3.1	206	92	1181	9	44.7	118.1	35.8	36	389	34	748	13	102	137	12.8	21
1968	10	748	3386	338.6	4.5	483	1319	131.9	2.8	285	143	2067	17	50.2	206.7	37.3	28	331	39	811	19	183	174	17.9	34
1969	10	784	3579	357.9	4.6	542	1933	193.3	3.6	252	117	1646	12	46.0	164.6	37.8	28	206	27	591	24	213	190	25.0	25
1970	11	838	4768	433.4	5.7	578	2781	252.8	4.9	260	148	1987	14	56.9	180.6	38.3	42	381	32	596	12	118	228	28.5	31
1971	11	766	3352	304.7	4.4	534	2078	188.9	3.9	232	108	1282	19	46.6	116.5	40.0	38	255	36	682	14	204	182	18.4	32
1972	11	773	3896	354.2	5.0	561	2433	221.2	4.3	212	104	1463	15	49.0	133.0	38.1	29	310	31	633	10	196	198	22.3	29
1973	11	814	4072	370.2	5.0	624	2850	259.1	4.6	190	93	1222	19	49.5	111.1	39.8	27	252	44	919	10	87	223	23.9	37
1974	11	789	3950	359.1	5.0	580	2586	235.1	4.5	209	102	1414	13	48.8	128.5	39.2	27	280	40	781	8	82	211	22.7	28
1975	11	785	4434	403.1	5.6	648	3416	310.5	5.3	137	75	1017	6	54.7	92.5	39.9	32	248	33	674	9	213	237	34.6	18
1976	11	809	4201	381.9	5.2	586	2586	235.1	4.4	223	115	1615	9	51.5	146.8	38.8	25	192	22	346	10	73	226	21.5	26
1977	12	845	3582	298.5	4.2	603	2054	171.2	3.4	242	101	1528	21	41.7	127.2	41.9	24	65	41	799	8	104	202	13.6	35
1978	12	775	3151	262.6	4.1	546	1843	153.6	3.4	229	112	1308	24	48.9	109.0	40.1	27	91	61	1128	5	55	181	10.9	38
1979	12	759	2846	237.2	3.7	496	1354	112.8	2.7	263	119	1492	16	45.2	124.3	40.3	44	260	29	596	10	108	151	9.7	24
1980	11	760	3338	303.4	4.4	493	1652	150.2	3.4	267	148	1686	11	55.4	153.3	37.4	22	175	30	587	14	329	184	20.2	28
1981	12	810	3023	251.9	3.7	461	1169	97.4	2.5	349	164	1854	23	47.0	154.5	40.3	15	127	36	659	10	87	201	8.8	41
1982	11	776	3557	323.4	4.6	400	1068	97.1	2.7	376	209	2489	20	55.6	226.3	37.7	9	87	27	545	12	94	207	13.4	35
1983	11	804	4036	366.9	5.0	425	1588	144.4	3.7	379	214	2448	19	56.5	222.5	38.6	20	148	20	396	11	94	244	18.2	38
1984	11	809	3853	350.2	4.8	506	1921	174.6	3.8	303	146	1932	16	48.2	175.6	40.0	16	72	28	521	12	225	221	19.5	27
1985	12	887	4331	360.9	4.9	568	2167	180.6	3.8	319	180	2164	11	56.4	180.3	38.2	24	190	25	561	9	70	248	18.5	28
1986	12	816	3687	307.3	4.5	394	1253	104.4	3.2	422	204	2434	16	48.3	202.8	42.1	21	184	54	965	11	138	205	15.6	23
1987	12	755	2945	245.4	3.9	416	991	82.6	2.4	339	167	1954	19	49.3	162.8	40.6	21	207	64	1291	12	89	164	14.7	28
1988	12	788	3329	277.4	4.2	444	1394	116.2	3.1	344	171	1935	15	49.7	161.3	40.3	25	215	64	1237	4	2	208	13.1	34
1989	12	746	3184	265.3	4.2	367	1159	96.6	3.2	379	185	2025	21	48.8	168.6	36.6	16	171	58	1390	6	16	179	11.5	38
1990	12	747	2630	219.2	3.5	402	848	70.9	2.1	345	167	1782	16	48.4	194.5	37.5	34	323	51	1310	5	3	159	9.9	34
1991	12	793	3271	272.6	4.1	402	733	61.1	1.8	391	192	2538	9	49.1	211.5	38.7	23	210	53	1082	11	58	170	15.4	19
1992	11	754	3656	332.4	4.9	413	1321	120.1	3.2	341	183	2335	14	53.7	212.3	36.9	32	307	46	925	5	46	189	19.4	22
1993	12	815	4053	337.8	4.9	437	1550	129.2	3.5	378	203	2503	17	53.7	200.6	41.6	21	144	34	736	10	72	218	16.0	30
1994	11	735	3638	330.7	5.0	379	1248	113.5	3.3	356	210	2390	16	59.0	217.3	37.2	37	334	34	893	10	120	194	17.1	29
1995	12	814	4064	338.7	5.0																				

# ALL-TIME RESULTS

## 1896 (2-1)

Head Coach - Walter Riggs (1st Season)

Date	Site	W-L	Score	Opponent	AP Ranks	OFRD	OFRK
10-31	A	W	14-6	Furman		2-3	
11-12	A	L	6-12	South Carolina		1-3	
11-21	A	W	16-0	Wofford		2-2	

## 1897 (2-2)

Head Coach - W.M. Williams (1st Season)

Date	Site	W-L	Score	Opponent	AP Ranks	OFRD	OFRK
10-9	A	L	0-24	Georgia		2-1	
10-23	A	W	10-0	Charlotte "Y"			
10-25	A	L	0-28	North Carolina		7-3	
11-10	A	W	18-6	South Carolina		0-3	

## 1898 (3-1)

Head Coach - John Penton (1st Season)

Date	Site	W-L	Score	Opponent	AP Ranks	OFRD	OFRK
10-8	A	L	8-20	Georgia		4-2	
10-20	H	W	55-0	Bingham			
11-17	A	W	24-0	North Carolina		1-2	
11-24	N1	W	23-0	Georgia Tech		0-3	

N1 - Augusta, Ga.

## 1899 (4-2)

Head Coach - Walter Riggs (2nd Season)

Date	Site	W-L	Score	Opponent	AP Ranks	OFRD	OFRK
10-7	A	L	0-11	Georgia		2-3-1	
10-14	N1	W	10-0	Davidson		1-3-1	
10-28	A	L	0-34	Auburn		3-1-1	
11-9	A	W	34-0	South Carolina		2-3	
11-18	N1	W	24-0	NC State		1-2-2	
11-30	N2	W	41-5	Georgia Tech		0-5	

N1 - Rock Hill, S.C.; N2 - Greenville, S.C.

## 1900 (6-0 OVERALL; 3-0 SIAA, 1<sup>ST</sup>)

Head Coach - John Heisman (1st Season)

Date	Site	W-L	Score	Opponent	AP Ranks	OFRD	OFRK
10-19	H	W	64-0	Davidson		4-2	
10-22	A	W	21-0	Wofford		1-2-1	
11-1	A	W	51-0	South Carolina		4-3	
11-10	A	W	39-5	Georgia		2-4	
11-24	N1	W	12-5	Virginia Tech		3-3-1	
11-29	N2	W	35-0	Alabama		2-3	

N1 - Charlotte, N.C.; N2 - Birmingham, Ala.

## 1901 (3-1-1 OVERALL; 1-0-1 SIAA)

Head Coach - John Heisman (2nd Season)

Date	Site	W-L	Score	Opponent	AP Ranks	OFRD	OFRK
10-5	H	W	122-0	Guilford		0-4	
10-19	A	T	6-6	Tennessee		3-3-2	
10-26	A	W	29-5	Georgia		1-5-2	
10-31	N1	L	11-17	Virginia Tech		6-1	
11-28	N2	W	22-10	North Carolina		7-2	

N1 - Columbia, S.C.; N2 - Charlotte, N.C.

## 1902 (6-1 OVERALL; 5-1 SIAA, 1<sup>ST</sup>)

Head Coach - John Heisman (3rd Season)

Date	Site	W-L	Score	Opponent	AP Ranks	OFRD	OFRK
10-4	H	W	11-5	NC State		3-4-2	
10-18	A	W	44-5	Georgia Tech		0-6-2	
10-24	A	W	28-0	Furman		4-3-3	
10-30	A	L	6-12	South Carolina		6-1	
11-8	H	W	36-0	Georgia		4-2-1	
11-15	A	W	16-0	Auburn		2-4-1	
11-27	A	W	11-0	Tennessee		6-2	

## 1903 (4-1-1 OVERALL; 2-0-1 SIAA, T-1<sup>ST</sup>)

Head Coach - John Heisman (4th Season)

Date	Site	W-L	Score	Opponent	AP Ranks	OFRD	OFRK
10-10	A	W	29-0	Georgia		3-4	
10-17	A	W	73-0	Georgia Tech		2-5	
10-28	N1	W	24-0	NC State		4-4	
11-14	A	L	6-11	North Carolina		6-3	
11-21	A	W	24-0	Davidson		1-4	
11-26	N2	T	11-11	# Cumberland		4-1-1	

# - SIAA Championship Game; N1 - Columbia, S.C.; N2 - Montgomery, Ala.

## 1904 (3-3-1)

Head Coach - Shack Shealy (1st Season)

Date	Site	W-L	Score	Opponent	AP Ranks	OFRD	OFRK
10-8	N1	W	18-0	Alabama		7-3	
10-15	H	L	0-5	Auburn		5-0	
10-22	H	W	10-0	Georgia		1-5	
10-27	N2	L	5-11	Sewanee		7-1	
11-5	A	T	11-11	Georgia Tech		8-1-1	
11-12	A	W	6-0	Tennessee		3-5-1	
11-24	A	L	0-18	NC State		3-1-2	

N1 - Birmingham, Ala.; N2 - Columbia, S.C.

## 1905 (3-2-1)

Head Coach - Eddie Cochems (1st Season)

Date	Site	W-L	Score	Opponent	AP Ranks	OFRD	OFRK
10-14	H	T	5-5	Tennessee		3-5-1	
10-21	A	W	35-0	Georgia		1-5	
10-25	N1	W	25-0	Alabama		6-4	
11-11	A	W	26-0	Auburn		2-4	
11-18	A	L	0-41	Vanderbilt		7-1	
11-30	A	L	10-17	Georgia Tech		6-0-1	

N1 - Columbia, S.C.

## 1906 (4-0-3 OVERALL; 4-0 SIAA, T-1<sup>ST</sup>)

Head Coach - Bob Williams (1st Season)

Date	Site	W-L	Score	Opponent	AP Ranks	OFRD	OFRK
10-13	H	T	0-0	Virginia Tech		5-2-2	
10-20	H	W	6-0	Georgia		2-4-1	
10-25	N1	T	0-0	NC State		3-1-4	
11-3	A	T	0-0	Davidson		3-2-1	
11-10	H	W	6-4	Auburn		1-5-1	
11-19	H	W	16-0	Tennessee		1-6-2	

11-29	A	W	10-0	Georgia Tech		5-3-1	
-------	---	---	------	--------------	--	-------	--

N1 - Columbia, S.C.

## 1907 (4-4)

Head Coach - Frank Shaughnessy (1st Season)

Date	Site	W-L	Score	Opponent	AP Ranks	OFRD	OFRK
9-28	H	W	5-0	Gordon Military			
10-9	H	W	35-0	Maryville			
10-21	H	L	0-4	Tennessee		7-2-1	
10-31	N1	W	15-6	North Carolina		4-4-1	
11-4	A	L	0-12	Auburn		6-2-1	
11-7	N2	L	0-8	Georgia		4-3-1	
11-9	H	L	6-10	Davidson		4-1-1	
11-28	A	W	6-5	Georgia Tech		4-4	

N1 - Columbia, S.C.; N2 - Augusta, Ga.

## 1908 (1-6)

Head Coach - John Stone (1st Season)

Date	Site	W-L	Score	Opponent	AP Ranks	OFRD	OFRK
9-26	H	W	15-0	Gordon Military			
10-10	H	L	0-6	Virginia Tech		5-4	
10-17	A	L	0-41	Vanderbilt		7-2-1	
10-28	N1	L	0-13	Davidson		6-2-2	
11-5	N2	L	0-6	Georgia		5-2-1	
11-14	A	L	5-6	Tennessee		7-2	
11-26	A	L	6-30	Georgia Tech		6-3	

N1 - Columbia, S.C.; N2 - Augusta, Ga.

## 1909 (6-3)

Head Coach - Bob Williams (2nd Season)

Date	Site	W-L	Score	Opponent	AP Ranks	OFRD	OFRK
9-27	H	W	26-0	Gordon Military			
10-2	A	L	0-6	Virginia Tech		6-1	
10-9	N1	W	17-5	Davidson		3-4-2	
10-16	N2	L	0-3	Alabama		5-1-2	
10-23	H	W	19-0	Port Royal			
11-4	A	W	6-0	South Carolina		2-6	
11-10	N3	W	5-0	Georgia		1-4-2	
11-13	A	W	17-0	The Citadel		4-3-2	
11-25	A	L	3-29	Georgia Tech		7-2	

N1 - Charlotte, N.C.; N2 - Birmingham, Ala.; N3 - Augusta, Ga.

## 1910 (4-3-1)

Head Coach - Frank Dobson (1st Season)

Date	Site	W-L	Score	Opponent	AP Ranks	OFRD	OFRK
9-24	H	W	26-0	Gordon Military			
10-1	H	L	0-3	Mercer		6-3	
10-8	A	W	24-0	Samford		1-7	
10-15	A	W	32-0	The Citadel		3-4	
10-22	A	L	0-17	Auburn		6-1	
11-3	A	W	24-0	South Carolina		4-4	
11-10	N1	T	0-0	Georgia		6-2-1	
11-24	A	L	0-34	Georgia Tech		5-3	

N1 - Augusta, Ga.

## 1911 (3-5)

Head Coach - Frank Dobson (2nd Season)

Date	Site	W-L	Score	Opponent	AP Ranks	OFRD	OFRK
10-14	H	L	0-29	Auburn		4-2-1	
10-21	H	W	15-0	Samford		1-6-1	
10-25	H	L	5-6	Florida		5-1	
11-2	A	W	27-0	South Carolina		1-4-2	
11-4	A	W	18-0	The Citadel		5-2-2	
11-9	N1	L	0-23	Georgia		7-1-1	
11-18	N2	L	6-30	Mercer		4-6-1	
11-30	A	L	0-31	Georgia Tech		6-2-1	

N1 - Augusta, Ga.; N2 - Columbus, Ga.

## 1912 (4-4)

Head Coach - Frank Dobson (3rd Season)

Date	Site	W-L	Score	Opponent	AP Ranks	OFRD	OFRK
10-5	A	W	59-0	Samford		1-6	
10-12	H	W	26-0	Riverside			
10-19	A	L	6-27	Auburn		6-1-1	
10-26	H	W	52-14	The Citadel		3-4	
10-31	A	L	7-22	South Carolina		5-2-1	
11-7	N1	L	5-27	Georgia		6-1-1	
11-16	A	W	21-13	Mercer		5-3-1	
11-28	A	L	0-23	Georgia Tech		5-3-1	

N1 - Augusta, Ga.

## 1913 (4-4)

Head Coach - Bob Williams (3rd Season)

Date	Site	W-L	Score	Opponent	AP Ranks	OFRD	OFRK
10-4	H	W	6-3	Davidson		2-5	
10-11	A	L	0-20	Alabama		6-3	
10-18	H	W	0-20	Auburn		8-0	
10-30	A	W	32-0	South Carolina		4-3	
11-6	N1	L	15-18	Georgia		6-2	
11-8	A	W	7-3	The Citadel		3-4-2	



THE 1911 TIGERS, LED BY HEAD COACH FRANK DOBSON (STANDING), DEFEATED SOUTH CAROLINA AND THE CITADEL.



# ALL-TIME RESULTS

11-17	A	W	52-0	Mercer	2-5-1
11-27	A	L	0-34	Georgia Tech	7-2

N1 - Augusta, Ga.

## 1914 (5-3-1)

Head Coach - Bob Williams (4th Season)

Date	Site	W-L	Score	Opponent	AP Ranks	OFRD	OFRK
10-3	A	T	0-0	Davidson		5-1-1	
10-10	A	L	0-27	Tennessee		9-0	
10-17	A	L	0-28	Auburn		8-0-1	
10-22	A	W	57-0	Furman		2-5	
10-29	A	W	29-6	South Carolina		5-5-1	
10-31	A	W	14-0	The Citadel		2-5	
11-7	A	W	35-13	Georgia		3-5-1	
11-14	N1	W	27-23	Virginia Military		4-4	
11-26	A	L	6-26	Georgia Tech		6-2	

N1 - Richmond, Va.

## 1915 (2-4-2)

Head Coach - Bob Williams (5th Season)

Date	Site	W-L	Score	Opponent	AP Ranks	OFRD	OFRK
9-25	A	W	94-0	Furman		5-3	
10-2	H	T	6-6	Davidson		5-3-1	
10-9	A	W	3-0	Tennessee		4-4	
10-16	N1	L	0-14	Auburn		6-2	
10-28	A	T	0-0	South Carolina		5-3-1	
11-6	N2	L	7-9	North Carolina		4-3-1	
11-13	N3	L	3-6	Virginia Military		6-2-1	
11-25	A	L	0-13	Georgia		5-2-2	

N1 - Anderson, S.C.; N2 - Greenville, S.C.; N3 - Richmond, Va.

## 1916 (3-6)

Head Coach - Wayne Hart (1st Season)

Date	Site	W-L	Score	Opponent	AP Ranks	OFRD	OFRK
9-30	H	W	7-6	Furman		4-5	
10-7	N1	L	0-26	Georgia		6-3	
10-14	H	L	0-14	Tennessee		8-0-1	
10-20	A	L	0-28	Auburn		6-2	
10-26	A	W	27-0	South Carolina		2-7	
11-11	N2	L	7-37	Virginia Military		4-5	
11-16	N3	L	0-3	The Citadel		6-1-1	
11-22	H	W	40-0	Presbyterian College		4-3	
11-30	N4	L	0-33	Davidson		5-3-1	

N1 - Anderson, S.C.; N2 - Richmond, Va.; N3 - Orangeburg, S.C.; N4 - Charlotte, N.C.

## 1917 (6-2)

Head Coach - Edward Donahue (1st Season)

Date	Site	W-L	Score	Opponent	AP Ranks	OFRD	OFRK
9-28	H	W	13-0	Presbyterian College		8-1	
10-13	A	W	38-0	Furman		3-5	
10-19	H	L	0-7	Auburn		6-2-1	
10-25	A	W	21-13	South Carolina		3-5	
11-1	A	W	27-16	Wofford		5-4	
11-8	N1	W	20-0	The Citadel		3-3	
11-17	N2	W	55-7	Florida		2-4	
11-29	N3	L	9-21	Davidson		6-4	

N1 - Orangeburg, S.C.; N2 - Jacksonville, Fla.; N3 - Charlotte, N.C.

## 1918 (5-2)

Head Coach - Edward Donahue (2nd Season)

Date	Site	W-L	Score	Opponent	AP Ranks	OFRD	OFRK
9-27	H	W	65-0	Camp Sevier			
10-5	A	L	0-28	Georgia Tech		6-1	
11-2	A	W	39-0	South Carolina		2-1-1	
11-9	H	L	13-66	Camp Hancock			
11-16	N1	W	7-0	The Citadel		0-2-1	
11-23	H	W	67-7	Furman		3-5-1	
11-29	H	W	7-0	Davidson		2-1-1	

N1 - Columbia, S.C.

## 1919 (6-2-2)

Head Coach - Edward Donahue (3rd Season)

Date	Site	W-L	Score	Opponent	AP Ranks	OFRD	OFRK
9-27	H	W	53-0	Erskine		2-5	
10-3	H	W	7-0	Davidson		4-4-2	
10-11	A	L	0-28	Georgia Tech		7-3	
10-17	A	L	0-7	Auburn		8-1	
10-25	H	W	14-0	Tennessee		3-3-3	
10-30	A	W	19-6	South Carolina		1-7-1	
11-7	H	W	19-7	Presbyterian College		4-3-2	
11-13	N1	W	33-0	The Citadel		4-4-1	
11-21	A	T	7-7	Furman		6-2-1	
11-27	A	T	0-0	Georgia		4-2-3	

N1 - Orangeburg, S.C.

## 1920 (4-6-1)

Head Coach - Edward Donahue (4th Season)

Date	Site	W-L	Score	Opponent	AP Ranks	OFRD	OFRK
9-24	H	W	26-0	Erskine		5-3	



JOSH CODY (CENTER) COACHED THE TIGERS TO A 29-11-1 RECORD IN FOUR SEASONS FROM 1927-30.

10-1	H	T	7-7	Presbyterian College	5-1-1
10-2	H	W	26-6	Newberry	1-7
10-9	H	W	13-7	Wofford	0-8-1
10-15	H	L	0-21	Auburn	7-2
10-23	A	L	0-26	Tennessee	7-2
10-28	A	L	0-3	South Carolina	5-4
11-6	A	L	0-7	Georgia Tech	8-1
11-11	N1	W	26-0	The Citadel	2-6
11-20	A	L	0-14	Furman	9-1
11-25	A	L	0-55	Georgia	8-0-1

N1 - Orangeburg, S.C.

## 1921 (1-6-2)

Head Coach - E.J. Stewart (1st Season)

Date	Site	W-L	Score	Opponent	AP Ranks	OFRD	OFRK
10-1	A	L	0-14	Centre		10-0	
10-7	H	W	34-0	Presbyterian College		1-7	
10-14	A	L	0-56	Auburn		5-3	
10-21	A	T	0-0	Furman		7-2-1	
10-27	A	L	0-21	South Carolina		5-1-2	
11-5	A	L	7-48	Georgia Tech		8-1	
11-10	N1	T	7-7	The Citadel		3-3-2	
11-18	H	L	0-13	Erskine		6-2	
11-24	A	L	0-28	Georgia		7-2-1	

N1 - Orangeburg, S.C.

## 1922 (5-4)

Head Coach - E.J. Stewart (2nd Season)

Date	Site	W-L	Score	Opponent	AP Ranks	OFRD	OFRK
9-30	H	L	0-21	Centre		6-3	
10-7	H	W	57-0	Newberry		2-5	
10-13	H	W	13-0	Presbyterian College		6-2-1	
10-26	A	W	3-0	South Carolina		5-4	
11-4	A	L	7-21	Georgia Tech		7-2	
11-11	A	W	18-0	The Citadel		3-5	
11-18	H	W	52-0	Erskine		0-8	
11-25	A	L	6-20	Furman		8-3	
12-2	N1	L	14-47	Florida		7-2	

N1 - Jacksonville, Fla.

## 1923 (5-2-1)

Head Coach - Bud Saunders (1st Season)

Date	Site	W-L	Score	Opponent	AP Ranks	OFRD	OFRK
9-29	H	T	0-0	Auburn		3-3-3	
10-6	H	W	32-0	Newberry		2-8	
10-13	A	L	7-28	Centre		7-1-1	
10-25	A	W	7-6	South Carolina		4-6	
11-3	A	L	6-25	Virginia Tech		6-3	
11-9	H	W	12-0	Davidson		3-7	
11-17	H	W	20-0	Presbyterian College		4-3-1	
11-29	A	W	7-6	Furman		9-2	

## 1924 (2-6)

Head Coach - Bud Saunders (2nd Season)

Date	Site	W-L	Score	Opponent	AP Ranks	OFRD	OFRK
9-27	H	W	60-0	Elon		0-7	
10-4	A	L	0-13	Auburn		4-4-1	
10-11	H	W	14-0	Presbyterian College		1-6-1	

10-23	A	L	0-3	South Carolina	7-3
11-1	H	L	6-50	Virginia Tech	4-2-3
11-8	N1	L	0-7	Davidson	7-2-1
11-15	N2	L	0-20	The Citadel	6-4
11-27	H	L	0-3	Furman	5-5

N1 - Charlotte, N.C.; N2 - Anderson, S.C.

## 1925 (1-7)

Head Coach - Bud Saunders (3rd Season)

Date	Site	W-L	Score	Opponent	AP Ranks	OFRD	OFRK
9-26	H	L	9-14	Presbyterian College		3-6	
10-3	H	L	6-13	Auburn		5-3-1	
10-10	A	L	6-19	Kentucky		6-3	
10-22	A	L	0-33	South Carolina		7-3	
10-29	A	L	0-13	Wofford		3-7	
11-7	H	L	0-42	Florida		8-2	
11-14	A	W	6-0	The Citadel		6-4	
11-26	A	L	0-26	Furman		7-3	

## 1926 (2-7)

Head Coach (Games 1-4) - Bud Saunders (4th Season)

Head Coach (Games 5-9) - Bob Williams (6th Season)

Date	Site	W-L	Score	Opponent	AP Ranks	OFRD	OFRK
9-18	H	W	7-0	Erskine		1-7	
9-25	H	W	0-14	Presbyterian College		7-2	
10-2	A	L	0-47	Auburn		5-4	
10-9	H	W	7-3	NC State		4-6	
10-21	A	L	0-24	South Carolina		6-4	
10-28	A	L	0-3	Wofford		2-8	
11-6	A	L	0-33	Florida		2-6-2	
11-13	H	L	6-15	The Citadel		7-3	
11-25	A	L	0-30	Furman		8-1	

## 1927 (5-3-1)

Head Coach - Josh Cody (1st Season)

Date	Site	W-L	Score	Opponent	AP Ranks	OFRD	OFRK
9-24	H	T	0-0	Presbyterian College		3-3-3	
10-1	H	W	3-0	Auburn		0-7-2	
10-8	A	L	6-18	NC State		9-1	
10-14	H	W	25-6	Erskine		2-4-1	
10-20	A	W	20-0	South Carolina		4-5	
10-29	H	W	6-0	Wofford		2-4-3	
11-5	A	W	13-0	The Citadel		3-6-1	
11-12	A	L	0-32	Georgia		9-1	
11-24	A	L	0-28	Furman		10-1	

## 1928 (8-3)

Head Coach - Josh Cody (2nd Season)

Date	Site	W-L	Score	Opponent	AP Ranks	OFRD	OFRK
9-22	H	W	30-0	Newberry		3-5	
9-29	H	W	6-0	Davidson		2-8	
10-6	A	W	6-0	Auburn		1-8	
10-12	N1	W	7-0	NC State		4-3-1	
10-19	H	W	52-0	Erskine		3-7	
10-25	A	W	32-0	South Carolina		6-2-2	
11-3	A	L	7-26	Mississippi		5-4	
11-10	N2	W	12-0	Virginia Military		5-3-2	
11-17	N3	L	6-27	Florida		8-1	

# ALL-TIME RESULTS

11-29	A	W	27-12	Furman	5-4
12-8	A	L	7-12	The Citadel	6-3-1
N1 - Florence, S.C.; N2 - Lynchburg, Va.; N3 - Jacksonville, Fla.					

## 1929 (8-3)

Head Coach - Josh Cody (3rd Season)

Date	Site	W-L	Score	Opponent	AP Ranks	OFRD	OFRK
9-21	H	W	68-0	Newberry		0-5	
9-28	N1	W	32-14	Davidson		5-5	
10-5	H	W	26-7	Auburn		2-7	
10-11	N2	W	26-0	NC State		1-8	
10-18	A	W	30-0	Wofford		3-6	
10-24	A	W	21-14	South Carolina		6-5	
11-2	A	L	6-44	Kentucky		6-1	
11-9	N3	L	0-12	Virginia Military		8-2	
11-16	A	L	7-13	Florida		8-2	
11-23	H	W	13-0	The Citadel		5-4-1	
11-28	H	W	7-6	Furman		5-4-1	
N1 - Charlotte, N.C.; N2 - Florence, S.C.; N3 - Norfolk, Va.							

## 1930 (8-2)

Head Coach - Josh Cody (4th Season)

Date	Site	W-L	Score	Opponent	AP Ranks	OFRD	OFRK
9-20	H	W	28-7	Presbyterian College		9-1	
9-27	H	W	32-0	Wofford		2-9	
10-3	N1	W	13-7	The Citadel		4-5-2	
10-11	N2	W	27-0	NC State		2-8	
10-17	H	W	75-0	Newberry		0-5-3	
10-23	A	W	20-7	South Carolina		6-4	
11-1	A	L	0-27	Tennessee		9-1	
11-8	N3	W	32-0	Virginia Military		3-6	
11-15	N4	L	0-27	Florida		6-3-1	
11-27	A	W	12-7	Furman		6-3-1	
N1 - Florence, S.C.; N2 - Charlotte, N.C.; N3 - Norfolk, Va.; N4 - Jacksonville, Fla.							

## 1931 (1-6-2)

Head Coach - Jess Neely (1st Season)

Date	Site	W-L	Score	Opponent	AP Ranks	OFRD	OFRK
9-25	H	T	0-0	Presbyterian College		2-5-2	
10-3	A	L	0-44	Tennessee		9-0-1	
10-10	N1	W	6-0	NC State		3-6	
10-16	N2	L	0-6	The Citadel		5-4-1	
10-22	A	L	0-21	South Carolina		5-4-1	
10-31	H	L	0-12	Oglethorpe			
11-7	N3	L	6-7	Virginia Military		3-6-1	
11-14	N4	L	7-74	Alabama		9-1	
11-26	A	T	0-0	Furman		5-2-2	
N1 - Charlotte, N.C.; N2 - Florence, S.C.; N3 - Norfolk, Va.; N4 - Montgomery, Ala.							

## 1932 (3-5-1)

Head Coach - Jess Neely (2nd Season)

Date	Site	W-L	Score	Opponent	AP Ranks	OFRD	OFRK
9-23	H	W	13-0	Presbyterian College		5-2-1	
10-1	A	L	14-32	Georgia Tech		4-5-1	
10-8	A	L	0-13	NC State		6-1-2	
10-14	H	W	19-0	Erskine		1-8	
10-20	A	L	0-14	South Carolina		5-4-2	
10-29	A	T	7-7	Davidson		4-4-1	
11-5	A	W	18-6	The Citadel		4-5	
11-11	H	L	18-32	Georgia		2-5-2	
11-24	A	L	0-7	Furman		8-1	

## 1933 (3-6-2)

Head Coach - Jess Neely (3rd Season)

Date	Site	W-L	Score	Opponent	AP Ranks	OFRD	OFRK
9-23	H	T	6-6	Presbyterian College		4-2-2	
9-30	A	L	2-39	Georgia Tech		5-5	
10-7	H	W	9-0	NC State		1-5-3	
10-13	A	T	0-0	*%George Washington		5-3-1	
10-19	A	L	0-7	South Carolina		6-3-1	
10-28	N1	L	0-13	Mississippi		6-3-2	
11-4	N2	W	13-0	Wake Forest		0-5-1	
11-11	A	L	13-14	Wofford		3-6	
11-18	N3	L	0-13	Mercer		4-3-2	
11-25	H	W	7-0	The Citadel		3-5-1	
11-30	A	L	0-6	Furman		6-1-2	
* - first night game; N1 - Meridian, Miss.; N2 - Charlotte, N.C.; N3 - Savannah, Ga.							

## 1934 (5-4)

Head Coach - Jess Neely (4th Season)

Date	Site	W-L	Score	Opponent	AP Ranks	OFRD	OFRK
9-22	H	W	6-0	Presbyterian College		3-4-2	
9-29	A	L	7-12	Georgia Tech		1-9	
10-6	A	L	6-20	Duke		7-2	
10-13	A	L	0-7	Kentucky		5-5	
10-25	A	W	19-0	South Carolina		5-4	
11-3	A	W	12-6	NC State		2-6-1	

11-10	A	L	0-40	Alabama	10-0
11-17	N1	W	32-0	Mercer	3-6-1
11-29	H	W	7-0	Furman	5-4
N1 - Savannah, Ga.					

## 1935 (6-3)

Head Coach - Jess Neely (5th Season)

Date	Site	W-L	Score	Opponent	AP Ranks	OFRD	OFRK
9-21	H	W	25-6	Presbyterian College		2-7	
9-28	A	W	28-7	Virginia Tech		4-3-2	
10-5	H	W	13-7	Wake Forest		2-7	
10-12	A	L	12-38	Duke		8-2	
10-24	A	W	44-0	South Carolina		3-7	
11-2	N1	W	13-0	Mercer		4-5	
11-9	A	L	0-33	Alabama		6-2-1	
11-16	A	W	6-0	The Citadel		4-3-1	
11-28	A	L	6-8	Furman		8-1	
N1 - Augusta, Ga.							

## 1936 (5-5)

Head Coach - Jess Neely (6th Season)

Date	Site	W-L	Score	Opponent	AP Ranks	OFRD	OFRK
9-19	H	W	19-0	Presbyterian College		3-6	
9-26	H	W	20-0	Virginia Tech		5-5	
10-3	A	L	0-32	Alabama		8-0-1	4
10-10	A	L	0-25	Duke		9-1	11
10-16	A	L	0-6	%Wake Forest		5-4	
10-22	A	W	19-0	South Carolina		5-7	
10-31	A	W	14-13	Georgia Tech		5-5-1	
11-7	A	W	20-0	The Citadel		4-6	
11-14	A	L	6-7	Kentucky		6-4	
11-26	H	L	0-12	Furman		7-2	

## 1937 (4-4-1)

Head Coach - Jess Neely (7th Season)

Date	Site	W-L	Score	Opponent	AP Ranks	OFRD	OFRK
9-18	H	W	46-0	Presbyterian College		0-10	
9-25	A	L	0-7	Tulane		5-4-1	
10-2	A	L	6-21	Army		7-2	
10-9	A	L	0-14	Georgia		6-3-2	
10-21	A	W	34-6	South Carolina		5-6-1	
10-30	H	W	32-0	Wake Forest		3-6	
11-6	A	L	0-7	Georgia Tech		6-3-1	
11-13	A	W	10-9	Florida		4-7	
11-25	A	T	0-0	Furman		4-3-2	

## 1938 (7-1-1 OVERALL; 3-0-1 SoCON, 2<sup>ND</sup>)

Head Coach - Jess Neely (8th Season)

Date	Site	W-L	Score	Opponent	AP Ranks	OFRD	OFRK
9-17	H	W	26-0	Presbyterian College		6-4	
9-24	A	W	13-10	Tulane		7-2-1	19
10-1	A	L	7-20	Tennessee		11-0	#2
10-8	N1	T	7-7	Virginia Military		6-1-4	
10-20	A	W	34-12	South Carolina		6-4-1	
10-28	A	W	7-0	%Wake Forest		4-5-1	
11-5	N2	W	27-0	George Washington		5-4	

11-12	A	W	14-0	Kentucky	2-7
11-24	H	W	10-7	Furman	2-7-1
N1 - Charlotte, N.C.; N2 - Greenville, N.C.					

## 1939 (9-1 OVERALL; 4-0 SoCON, 2<sup>ND</sup>)

Ranked No. 12 by AP

Head Coach - Jess Neely (9th Season)

Date	Site	W-L	Score	Opponent	AP Ranks	OFRD	OFRK
9-23	H	W	18-0	Presbyterian College		4-3-2	
9-30	A	L	6-7	Tulane		8-1-1	5
10-7	N1	W	25-6	NC State		2-8	
10-19	A	W	27-0	South Carolina		3-6-1	
10-28	A	W	15-7	Navy		3-5-1	
11-3	A	W	13-6	%George Washington		5-3	
11-11	H	W	20-7	Wake Forest		7-3	
11-18	A	W	21-6	Rhodes	16/-	3-5-1	
11-25	A	W	14-3	Furman	15/-	5-4	
1-1	N2	W	6-3	Boston College	12/11	9-2	#12/11
N1 - Charlotte, N.C.; N2 - Dallas, Texas (Cotton Bowl)							

## 1940 (6-2-1 OVERALL; 4-0 SoCON, 1<sup>ST</sup>)

Head Coach - Frank Howard (1st Season)

Date	Site	W-L	Score	Opponent	AP Ranks	OFRD	OFRK
9-21	A	W	38-0	Presbyterian College		6-4	
9-28	H	W	26-0	Wofford		3-4-2	
10-5	N1	W	26-7	NC State		3-6	
10-12	H	W	39-0	Wake Forest		7-3	
10-24	A	W	21-13	South Carolina	13/-	3-6	
11-2	A	L	0-13	Tulane	10/-	5-5	
11-9	A	L	7-21	Auburn		6-4-1	
11-16	A	T	12-12	Rhodes			
11-23	A	W	13-7	Furman		5-4	
N1 - Charlotte, N.C.							

## 1941 (7-2 OVERALL; 5-1 SoCON, 3<sup>RD</sup>)


Head Coach - Frank Howard (2nd Season)

Date	Site	W-L	Score	Opponent	AP Ranks	OFRD	OFRK
9-20	H	W	41-12	Presbyterian College		6-3	
9-27	N1	W	36-7	Virginia Military		4-6	
10-4	N2	W	27-6	NC State		4-5-2	
10-11	A3	W	26-13	Boston College		7-3	
10-23	A	L	14-18	South Carolina	14/-	4-4-1	
10-31	A	W	19-0	%George Washington		1-7-1	
11-15	H	W	29-0	Wake Forest		5-5-1	
11-22	A	W	34-6	Furman	18/-	3-4-2	
11-29	A	L	7-28	Auburn	16/-	4-5-1	
N1 - Lynchburg, Va.; N2 - Charlotte, N.C.; A3 - Boston, Mass. (Fenway Park)							

## 1942 (3-6-1 OVERALL; 2-3-1 SoCON, 9<sup>TH</sup>)

Head Coach - Frank Howard (3rd Season)


Date	Site	W-L	Score	Opponent	AP Ranks	OFRD	OFRK
9-19	H	W	32-13	# Presbyterian College		6-4	
9-26	N1	T	0-0	Virginia Military		3-5-1	
10-3	N2	L	6-7	NC State		4-4-2	
10-10	A3	L	7-14	Boston College		8-2	



JOE BLALOCK WAS A THREE-TIME ALL-SOUTHERN CONFERENCE PERFORMER WHO HELPED THE TIGERS TO THE 1939 COTTON BOWL, THE FIRST BOWL APPEARANCE IN SCHOOL HISTORY.



# ALL-TIME RESULTS



BILLY HAIR HELPED THE  
TIGERS TO A 7-3 OVERALL  
RECORD IN 1951.

10-22	A	W	18-6	South Carolina	1-7-1
10-31	A	L	6-19	Wake Forest	6-2-1
11-7	H	L	0-7	George Washington	3-6
11-14	A	L	6-24	Jacksonville N.A.S.	9-3
11-21	H	W	12-7	Furman	3-6
11-28	A	L	13-41	Auburn	-/16 6-4-1

# - first game at Memorial Stadium; N1 - Lynchburg, Va.; N2 - Charlotte, N.C.; A3 - Boston, Mass. (Fenway Park)

## 1943 (2-6 OVERALL; 2-3 SoCON, T-7<sup>TH</sup>)

Head Coach - Frank Howard (4th Season)					
Date	Site	W-L	Score	Opponent	AP Ranks OFRD OFRK
9-25	H	L	12-13	Presbyterian College	6-6
10-2	N1	W	19-7	%NC State	3-6
10-9	N2	L	7-12	Virginia Military	2-6
10-21	A	L	6-33	South Carolina	5-2
10-30	H	L	12-41	Wake Forest	4-5
11-6	A	W	26-6	Davidson	0-5
11-13	N3	L	6-32	Georgia Pre-Flight	5-1
11-20	A	L	6-41	Georgia Tech	-/15 8-3 #13

N1 - Charlotte, N.C.; N2 - Roanoke, Va.; N3 - Greenville, S.C.

## 1944 (4-5 OVERALL; 3-1 SoCON, T-3<sup>RD</sup>)

Head Coach - Frank Howard (5th Season)					
Date	Site	W-L	Score	Opponent	AP Ranks OFRD OFRK
9-23	H	W	34-0	Presbyterian College	3-6
9-30	A	L	0-51	Georgia Tech	8-3 #13
10-7	N1	W	13-7	NC State	7-2
10-19	A	W	20-13	South Carolina	3-4-2
10-28	A	L	7-26	Tennessee	-/20 7-1-1 #12
11-4	A	L	7-13	Wake Forest	-/17 8-1
11-11	H	W	57-12	Virginia Military	1-8
11-18	A	L	20-36	Tulane	4-3
11-24	A	L	7-21	Georgia	7-3

N1 - Charlotte, N.C.

## 1945 (6-3-1 OVERALL; 2-1-1 SoCON, 4<sup>TH</sup>)

Head Coach - Frank Howard (6th Season)					
Date	Site	W-L	Score	Opponent	AP Ranks OFRD OFRK
9-22	H	W	76-0	Presbyterian College	1-6
9-29	A	L	0-20	Georgia	9-2 #18
10-6	A	W	13-0	%NC State	3-6
10-13	H	W	7-6	Pensacola N.A.S.	
10-25	A	T	0-0	South Carolina	2-4-3
11-2	A	L	6-7	%Miami (Fla.)	9-1-1 #
11-10	H	W	35-0	Virginia Tech	2-6
11-17	A	W	47-20	Tulane	2-6-1
11-24	A	W	21-7	Georgia Tech	4-6
12-1	H	L	6-13	Wake Forest	16/- 5-3-1

## 1946 (4-5 OVERALL; 2-3 SoCON, 11<sup>TH</sup>)

Head Coach - Frank Howard (7th Season)					
Date	Site	W-L	Score	Opponent	AP Ranks OFRD OFRK
9-21	H	W	39-0	Presbyterian College	7-2
9-27	A	L	12-35	%Georgia	11-0 #3
10-5	H	L	7-14	NC State	8-3 #18
10-12	A	L	7-19	Wake Forest	6-3
10-24	A	L	14-26	South Carolina	5-3
11-2	A	W	14-7	Virginia Tech	3-4-3 #
11-9	A	L	13-54	Tulane	3-7
11-16	H	W	20-6	Furman	2-8
11-23	N1	W	21-13	Auburn	4-6

N1 - Montgomery, Ala.

## 1947 (4-5 OVERALL; 1-3 SoCON, 12<sup>TH</sup>)

Head Coach - Frank Howard (8th Season)					
Date	Site	W-L	Score	Opponent	AP Ranks OFRD OFRK
9-20	H	W	42-0	Presbyterian College	4-5-1
9-26	A1	L	22-32	%Boston College	5-4
10-4	H	L	14-16	Wake Forest	6-4
10-11	A	L	0-18	%NC State	5-3-1 17
10-23	A	L	19-21	South Carolina	6-2-1
10-31	A	L	6-21	%Georgia	7-4-1 #
11-8	A	W	35-7	Furman	2-7
11-15	A	W	34-13	%Duquesne	2-8
11-22	H	W	34-18	Auburn	2-7

A1 - Boston, Mass. (Braves Field)

## 1948 (11-0 OVERALL; 5-0 SoCON, 1<sup>ST</sup>)

Head Coach - Frank Howard (9th Season)					
Date	Site	W-L	Score	Opponent	AP Ranks OFRD OFRK
9-25	H	W	53-0	^ %Presbyterian College	5-4
10-2	H	W	6-0	%NC State	3-6-1
10-9	A	W	21-7	Mississippi State	4-4-1
10-21	A	W	13-7	South Carolina	14/- 3-5
10-29	A1	W	26-19	%Boston College	13/- 5-2-2
11-6	H	W	41-0	Furman	12/- 2-6-1
11-13	A	W	21-14	Wake Forest	10/19 6-4 #20/-
11-20	H	W	42-0	Duquesne	9/- 2-7
11-27	N2	W	7-6	Auburn	11/- 1-8-1
12-4	A	W	20-0	The Citadel	10/- 2-7
1-1	N3	W	24-23	Missouri	11/- 8-3 #

^ - first home night game; A1 - Boston, Mass. (Braves Field); N2 - Mobile, Ala.; N3 - Jacksonville, Fla. (Gator Bowl)

## 1949 (4-4-2 OVERALL; 2-2 SoCON, 8<sup>TH</sup>)

Head Coach - Frank Howard (10th Season)					
Date	Site	W-L	Score	Opponent	AP Ranks OFRD OFRK
9-17	H	W	69-7	%Presbyterian College	5-4
9-24	A	L	7-33	%Rice	10-1 #5/-
10-1	A	W	7-6	%NC State	3-7
10-8	H	T	7-7	%Mississippi State	0-8-1
10-20	A	L	13-27	South Carolina	4-6
10-29	H	L	21-35	%Wake Forest	4-6
11-5	H	L	27-40	Boston College	4-4-1
11-12	H	W	33-20	%Duquesne	3-6
11-19	A	W	28-21	Furman	2-6-1
11-26	N1	T	20-20	Auburn	2-4-3

N1 - Mobile, Ala.

## 1950 (9-0-1 OVERALL; 3-0-1 SoCON, 2<sup>ND</sup>)

Head Coach - Frank Howard (11th Season)					
Date	Site	W-L	Score	Opponent	AP Ranks OFRD OFRK
9-23	H	W	54-0	%Presbyterian College	5-5
9-30	A	W	34-0	Missouri	-/17 4-5-1
10-7	H	W	27-0	%NC State	18/- 5-4-1
10-19	A	T	14-14	South Carolina	12/- 3-4-2
10-28	A	W	13-12	Wake Forest	16/17 6-1-2
11-4	H	W	53-20	Duquesne	14/- 2-6-1
11-11	A1	W	35-14	Boston College	13/- 0-9-1
11-18	H	W	57-2	Furman	11/- 2-8-1
11-25	A	W	41-0	Auburn	11/- 0-10
1-1	A2	W	15-14	Miami (Fla.)	10/15 9-1-1 #15/13

A1 - Boston, Mass. (Braves Field); A2 - Miami, Fla. (Orange Bowl)

## 1951 (7-3 OVERALL; 3-1 SoCON, 5<sup>TH</sup>)

Ranked No. 19 by AP					
Head Coach - Frank Howard (12th Season)					
Date	Site	W-L	Score	Opponent	AP Ranks OFRD OFRK
9-22	H	W	53-6	%Presbyterian College	5-4
9-29	A	W	20-14	%Rice	5-5
10-6	A	W	6-0	%NC State	18/- 3-7
10-13	A	L	7-21	%Pacific	16/20 6-5
10-25	A	L	0-20	South Carolina	5-4
11-3	H	W	21-6	Wake Forest	6-4
11-10	H	W	21-2	Boston College	3-6
11-17	A	W	34-14	Furman	3-6-1
11-24	H	W	34-0	Auburn	5-5
1-1	N1	L	0-14	Miami (Fla.)	19/- 8-3 #

N1 - Jacksonville, Fla. (Gator Bowl)

## 1952 (2-6-1)

Head Coach - Frank Howard (13th Season)					
Date	Site	W-L	Score	Opponent	AP Ranks OFRD OFRK
9-20	H	W	53-13	%Presbyterian College	3-6
9-27	H	L	7-14	Villanova	7-1-1
10-4	A	L	0-28	Maryland	-/3 7-2 13/13
10-11	A	L	13-54	Florida	8-3 #15/
10-23	A	L	0-6	South Carolina	5-5
10-31	A1	W	13-0	%Boston College	4-4-1
11-8	A	T	12-12	Fordham	2-5-1
11-15	A	L	14-27	Kentucky	5-3-2 20/20
11-22	A	L	0-3	Auburn	2-8

A1 - Boston, Mass. (Braves Field)

## 1953 (3-5-1 OVERALL; 1-2 ACC, 6<sup>TH</sup>)

Head Coach - Frank Howard (14th Season)					
Date	Site	W-L	Score	Opponent	AP Ranks OFRD OFRK
9-19	H	W	33-7	%Presbyterian College	5-3-1
9-26	A1	T	14-14	Boston College	5-3-1
10-3	H	L	0-20	* Maryland	-/3 10-1 #1/1
10-9	A	L	7-39	%Miami (Fla.)	4-5
10-22	A	L	7-14	* South Carolina	7-3
10-31	H	W	18-0	* Wake Forest	3-6-1
11-7	A	L	7-20	Georgia Tech	-/6 9-2-1 #8/9
11-14	A	W	34-13	The Citadel	2-7-0
11-21	H	L	19-45	Auburn	-/14 7-3-1 #17/-

A1 - Boston, Mass. (Fenway Park)

## 1954 (5-5 OVERALL; 1-2 ACC, 5<sup>TH</sup>)

Head Coach - Frank Howard (15th Season)					
Date	Site	W-L	Score	Opponent	AP Ranks OFRD OFRK
9-18	H	W	33-0	%Presbyterian College	6-3
9-25	A	L	7-14	Georgia	6-3-1
10-2	H	L	7-18	Virginia Tech	8-0-1 16/-
10-9	N1	W	14-7	%Florida	-/14 5-5
10-21	A	L	8-13	* South Carolina	6-4
10-30	N2	W	32-20	* Wake Forest	2-7-1
11-6	H	W	27-6	Furman	5-5
11-13	A	L	0-16	* Maryland	-/17 7-2-1 #8/12
11-20	A	L	6-27	Auburn	-/18 8-3 #13/-
11-27	H	W	59-0	The Citadel	2-8

N1 - Jacksonville, Fla.; N2 - Charlotte, N.C.

## 1955 (7-3 OVERALL; 3-1 ACC, 3<sup>RD</sup>)

Head Coach - Frank Howard (16th Season)					
Date	Site	W-L	Score	Opponent	AP Ranks OFRD OFRK
9-17	H	W	33-0	%Presbyterian College	3-5-1
9-24	A	W	20-7	* Virginia	1-9
10-1	H	W	26-7	Georgia	4-6
10-8	A	L	7-21	%Rice	16/- 2-7-1
10-20	A	W	28-14	* South Carolina	3-6
10-29	H	W	19-13	* Wake Forest	5-4-1
11-5	N1	W	21-16	Virginia Tech	6-3-1
11-12	H	L	12-25	* Maryland	-/2 10-1 #3/3
11-19	N2	L	0-21	Auburn	-/12 8-2-1 #8/8
11-26	A	W	40-20	Furman	1-9

N1 - Roanoke, Va.; N2 - Mobile, Ala.

## 1956 (7-2-2 OVERALL; 4-0-1 ACC, 1<sup>ST</sup>)

Ranked No. 19 by AP					
Head Coach - Frank Howard (17th Season)					
Date	Site	W-L	Score	Opponent	AP Ranks OFRD OFRK
9-22	H	W	27-7	%Presbyterian College	4-6
9-29	A	T	20-20	Florida	-/19 6-3-1
10-6	A	W	13-7	* %NC State	3-7
10-13	A	W	17-0	* Wake Forest	2-5-3
10-25	A	W	7-0	* South Carolina	20/- 7-3
11-3	H	W	21-6	Virginia Tech	13/16 7-2-1
11-10	A	T	6-6	* Maryland	11/- 2-7-1
11-16	A	L	0-21	%Miami (Fla.)	13/8 8-1-1 6/6
11-24	H	W	7-0	* Virginia	4-6
12-1	H	W	28-7	Furman	2-8
1-1	N1	L	21-27	Colorado	19/20 8-2-1 #20/18

N1 - Miami, Fla. (Orange Bowl)



## ALL-TIME RESULTS

1957 (7-3 OVERALL; 4-3 ACC, T-3<sup>RD</sup>)

Ranked No. 18 by UPI

Head Coach - Frank Howard (18th Season)

Date	Site	W-L	Score	Opponent	AP Ranks	OFRD	OFRK
9-21	H	W	66-0	Presbyterian College	0-8-1		
9-28	A	L	0-26	* North Carolina		6-4	
10-5	H	L	7-13	* NC State	-13	7-1-2	15/-
10-12	A	W	20-6	* Virginia		3-6-1	
10-24	A	W	13-0	* South Carolina		5-5	
11-2	A	W	20-7	%Rice		7-4	#8/7
11-9	H	W	26-7	* Maryland		5-5	
11-16	A	L	6-7	* Duke	14/11	6-3-2	#16/14
11-23	H	W	13-6	* Wake Forest		0-10	
11-30	A	W	45-6	Furman		3-7	

1958 (8-3 OVERALL; 5-1 ACC, 1<sup>ST</sup>)

Ranked No. 12 by AP, No. 13 by UPI

Head Coach - Frank Howard (19th Season)

Date	Site	W-L	Score	Opponent	AP Ranks	OFRD	OFRK
9-20	H	W	20-15	* Virginia	18/-	1-9	
9-27	H	W	26-21	* North Carolina		6-4	
10-4	A	W	8-0	* Maryland	10/-	4-6	
10-11	A	W	12-7	%Vanderbilt	8/-	5-2-3	
10-23	A	L	6-26	* South Carolina	10/-	7-3	15/-
11-1	H	W	14-12	* Wake Forest	19/-	3-7	
11-8	A	L	0-13	Georgia Tech	17/19 <sup>U</sup>	5-4-1	
11-15	A	W	13-6	* NC State		2-7-1	
11-22	H	W	34-12	Boston College	16/-	7-3	
11-29	H	W	36-19	Furman	12/-	2-7	
1-1	N1	L	0-7	Louisiana State	12/1	11-0	#1/1

N1 - New Orleans, La. (Sugar Bowl)

1959 (9-2 OVERALL; 6-1 ACC, 1<sup>ST</sup>)

Ranked No. 11 by AP

Head Coach - Frank Howard (20th Season)

Date	Site	W-L	Score	Opponent	AP Ranks	OFRD	OFRK
9-19	A	W	20-18	* North Carolina	18/12	5-5	
9-26	A	W	47-0	* Virginia	5/-	0-10	
10-3	A	L	6-16	Georgia Tech	6/7	6-5	#
10-10	H	W	23-0	* NC State		1-9	
10-22	A	W	27-0	* South Carolina	17/-	6-4	
10-31	A	W	19-0	%Rice	12/-	1-7-2	
11-7	H	W	6-0	* Duke	10/-	4-6	
11-14	H	L	25-28	* Maryland	11/-	5-5	
11-21	H	W	33-31	* Wake Forest	19/-	6-4	
11-28	A	W	56-3	Furman	14/-	3-7	
12-19	N1	W	23-7	TCU	11/7	8-3	#7/8

N1 - Houston, Texas (Bluebonnet Bowl)

1960 (6-4 OVERALL; 4-2 ACC, 4<sup>TH</sup>)

Head Coach - Frank Howard (21st Season)

Date	Site	W-L	Score	Opponent	AP Ranks	OFRD	OFRK
9-24	A	W	28-7	* Wake Forest	9/-	2-8	
10-1	H	W	13-7	Virginia Tech	7/-	6-4	
10-8	H	W	21-7	* Virginia	8/-	0-10	
10-15	A	L	17-19	* Maryland	8/-	6-4	
10-22	A	L	6-21	* Duke	-18 <sup>U</sup>	8-3	#10/11
10-29	A	L	20-22	Vanderbilt		3-7	
11-5	H	W	24-0	* North Carolina		3-7	
11-12	H	W	12-2	* South Carolina <sup>^</sup>		3-6-1	
11-19	A	L	14-25	Boston College		3-6-1	
11-26	H	W	42-14	Furman		5-4	

<sup>^</sup> - first South Carolina game at Clemson1961 (5-5 OVERALL; 3-3 ACC, T-3<sup>RD</sup>)

Head Coach - Frank Howard (22nd Season)

Date	Site	W-L	Score	Opponent	AP Ranks	OFRD	OFRK
9-23	A	L	17-21	Florida		4-5-1	
9-30	H	L	21-24	* Maryland		7-3	
10-7	A	W	27-0	* North Carolina		5-5	
10-14	H	L	13-17	* Wake Forest		4-6	
10-21	A	W	17-7	* Duke		7-3	#20/14
10-28	A	L	14-24	Auburn		6-4	
11-4	H	W	21-6	Tulane		2-8	
11-11	A	L	14-21	* South Carolina		4-6	
11-18	H	W	35-6	Furman		7-3	
11-25	H	W	20-0	* NC State		4-6	

1962 (6-4 OVERALL; 5-1 ACC, 2<sup>ND</sup>)

Head Coach - Frank Howard (23rd Season)

Date	Site	W-L	Score	Opponent	AP Ranks	OFRD	OFRK
9-22	A	L	9-26	Georgia Tech		7-3-1	#
9-29	A	W	7-0	* NC State		3-6-1	
10-6	A	W	24-7	* Wake Forest		0-10	
10-13	H	L	16-24	Georgia		3-4-3	
10-20	H	L	0-16	* Duke		8-2	-14
10-27	H	L	14-17	Auburn		-10 <sup>U</sup>	6-3-1
11-3	H	W	17-6	* North Carolina		3-7	
11-10	A	W	44-3	Furman		4-6	
11-17	A	W	17-14	* Maryland		6-4	
11-24	H	W	20-17	* South Carolina		4-5-1	

1963 (5-4-1 OVERALL; 5-2 ACC, T-3<sup>RD</sup>)

Head Coach - Frank Howard (24th Season)

Date	Site	W-L	Score	Opponent	AP Ranks	OFRD	OFRK
9-21	A	L	14-31	Oklahoma	-4	8-2	10/8
9-28	A	L	0-27	Georgia Tech	-9	7-3	
10-5	H	L	3-7	* NC State		8-3	#
10-12	H	T	7-7	\$Georgia		4-5-1	
10-19	A	L	30-35	* Duke		5-4	
10-26	A	W	35-0	* Virginia		2-7	
11-2	H	W	36-0	* Wake Forest		1-9	
11-9	A	W	11-7	* North Carolina		9-2	#-19
11-16	H	W	21-6	* Maryland		3-7	
11-28	A	W	24-20	* South Carolina <sup>^</sup>		1-8	

<sup>^</sup> - only South Carolina game played on Thanksgiving Day (moved from Nov. 23 due to the death of President John F. Kennedy)1964 (3-7 OVERALL; 2-4 ACC, 7<sup>TH</sup>)

Head Coach - Frank Howard (25th Season)

Date	Site	W-L	Score	Opponent	AP Ranks	OFRD	OFRK
9-19	H	W	28-0	Furman		3-7	
9-26	A	L	0-9	* NC State		5-5	
10-3	A	L	7-14	Georgia Tech		7-3	
10-10	A	L	7-19	Georgia		7-3-1	#
10-17	A	W	21-2	* Wake Forest		5-5	
10-24	A	L	10-14	TCU		4-6	
10-31	H	W	29-7	* Virginia		5-5	
11-7	H	L	0-29	* North Carolina		5-5	
11-14	A	L	0-34	* Maryland		5-5	
11-21	H	L	3-7	* South Carolina		3-5	

1965 (5-5 OVERALL; 4-3 ACC, T-1<sup>ST</sup>)

Head Coach - Frank Howard (26th Season)

Date	Site	W-L	Score	Opponent	AP Ranks	OFRD	OFRK
9-18	H	W	21-7	* NC State		6-4	
9-25	A	W	20-14	* Virginia		4-6	

10-2	A	L	6-38	Georgia Tech		7-3-1	
10-9	A	L	9-23	Georgia		-4	6-4
10-16	A	W	3-2	* Duke			6-4
10-23	H	W	3-0	TCU		6-5	#
10-30	H	W	26-13	* Wake Forest		3-7	
11-6	A	L	13-17	* North Carolina		4-6	
11-13	H	L	0-6	* Maryland		4-6	
11-20	A	L	16-17	* South Carolina		5-5	

1966 (6-4 OVERALL; 6-1 ACC, 1<sup>ST</sup>)

Head Coach - Frank Howard (27th Season)

Date	Site	W-L	Score	Opponent	AP Ranks	OFRD	OFRK
9-24	H	W	40-35	* Virginia		4-6	
10-1	A	L	12-13	Georgia Tech	-9	9-2	#8/8
10-8	A	L	0-26	Alabama	-4	11-0	#3/3
10-15	H	W	9-6	* Duke		5-5	
10-22	A	L	0-30	Southern California	-5	7-4	#-18
10-29	A	W	23-21	* Wake Forest		3-7	
11-5	H	W	27-3	* North Carolina		2-8	
11-12	A	W	14-10	* Maryland		4-6	
11-19	A	L	14-23	* NC State		5-5	
11-26	H	W	35-10	* South Carolina		1-9	

1967 (6-4 OVERALL; 6-0 ACC, 1<sup>ST</sup>)

Head Coach - Frank Howard (28th Season)

Date	Site	W-L	Score	Opponent	AP Ranks	OFRD	OFRK
9-23	H	W	23-6	* Wake Forest		4-6	
9-30	H	L	17-24	Georgia	-5	7-4	#-18
10-7	A	L	0-10	Georgia Tech		4-6	#
10-14	A	L	21-43	Auburn		6-4	
10-21	A	W	13-7	* Duke		4-6	
10-28	H	L	10-13	Alabama		8-2-1	#8/7
11-4	A	W	17-0	* North Carolina		2-8	
11-11	H	W	28-7	* Maryland		0-9	
11-18	H	W	14-6	* NC State	-10	9-2	#-17
11-25	A	W	23-12	* South Carolina		5-5	

1968 (4-5-1 OVERALL; 4-1-1 ACC, 2<sup>ND</sup>)

Head Coach - Frank Howard (29th Season)

Date	Site	W-L	Score	Opponent	AP Ranks	OFRD	OFRK
9-21	A	T	20-20	* Wake Forest		2-7-1	
9-28	A	L	13-31	Georgia		8-1-2	#8/4
10-5	A	L	21-24	Georgia Tech		4-6	
10-12	H	L	10-21	Auburn		7-4	#16/-
10-19	H	W	39-22	* Duke		4-6	
10-26	A	L	14-21	Alabama		8-3	#17/12
11-2	A	W	24-19	* NC State		6-4	
11-9	A	W	16-0	* Maryland		2-8	
11-16	H	W	24-14	* \$North Carolina		3-7	
11-23	H	L	3-7	* South Carolina		4-6	

1969 (4-6 OVERALL; 3-3 ACC, T-3<sup>RD</sup>)

Head Coach - Frank Howard (30th Season)

Date	Site	W-L	Score	Opponent	AP Ranks	OFRD	OFRK
9-20	A	W	21-14	* Virginia		3-7	
9-27	H	L	0-30	Georgia	-7	5-5-1	#
10-4	A	W	21-10	Georgia Tech		4-6	
10-11	A	L	0-51	Auburn	-20	8-3	#20/15
10-18	H	W	28-14	* Wake Forest		3-7	
10-25	H	L	13-38	Alabama		6-5	#
11-1	H	W	40-0	* \$Maryland		3-7	
11-8	A	L	27-34	* Duke		3-6	
11-15	A	L	15-32	* North Carolina		5-5	
11-22	A	L	13-27	* South Carolina		7-4	#

1970 (3-8 OVERALL; 2-4 ACC, T-6<sup>TH</sup>)

Head Coach - Hootie Ingram (1st Season)

Date	Site	W-L	Score	Opponent	AP Ranks	OFRD	OFRK
9-12	H	W	24-0	The Citadel		5-6	
9-19	H	W	27-17	* Virginia		5-6	
9-26	A	L	0-38	Georgia		5-5	
10-3	A	L	7-28	Georgia Tech	-15	9-3	#13/17
10-10	H	L	0-44	Auburn	-9	9-2	#10/9
10-17	A	L	20-36	* Wake Forest		6-5	
10-24	H	L	10-21	* \$Duke		6-5	
10-31	A	W	24-11	* Maryland		2-9	
11-7	A	L	13-38	%Florida State		7-4	
11-14	H	L	7-42	* \$North Carolina		8-4	#
11-21	H	L	32-38	* South Carolina		4-6-1	

1971 (5-6 OVERALL; 4-2 ACC, 2<sup>ND</sup>)

Head Coach - Hootie Ingram (2nd Season)

Date	Site	W-L	Score	Opponent	AP Ranks	OFRD	OFRK
9-11	H	L	10-13	Kentucky		3-8	
9-25	H	L	0-28	Georgia	-14	11-1	#7/8
10-2	A	L	14-24	Georgia Tech		6-6	#
10-9	N1	W	3-0	* Duke	-14	6-5	
10-16	N2	W	32-15	* Virginia		3-8	
10-23	A	L	13-35	Auburn	-5	9-2	#12/5
10-30	H	W	10-9	* Wake Forest		6-5	

# ALL-TIME RESULTS



STEVE FULLER WAS AN ALL-AMERICAN IN 1978, WHEN THE TIGERS WENT 11-1 AND BEAT OHIO STATE IN THE GATOR BOWL.

11-6	A	L	13-26	* North Carolina	-/19 <sup>U</sup>	9-3	#-/18
11-13	H	W	20-14	* Maryland		2-9	
11-20	H	L	23-31	* NC State		3-8	
11-27	A	W	17-7	South Carolina		6-5	

N1 - Norfolk, Va.; N2 - Richmond, Va.

## 1972 (4-7 OVERALL; 2-4 ACC, 5<sup>TH</sup>)

Head Coach - Hootie Ingram (3rd Season)

Date	Site	W-L	Score	Opponent	AP Ranks	OFRD	OFRK
9-9	H	W	13-0	The Citadel		5-6	
9-23	A	L	10-29	%Rice		5-5-1	
9-30	A	L	3-52	Oklahoma	-/2	11-1	#2/2
10-7	A	L	9-31	Georgia Tech		7-4-1	#20/-
10-14	H	L	0-7	* Duke		5-6	
10-21	H	W	37-21	* Virginia		4-7	
10-28	A	W	31-0	* Wake Forest		2-9	
11-4	H	L	10-26	* North Carolina		11-1	#12/14
11-11	A	L	6-31	* Maryland		5-5	
11-18	A	L	17-42	* NC State		8-3	#17/-
11-25	H	W	7-6	* South Carolina		4-7	

## 1973 (5-6 OVERALL; 4-2 ACC, 3<sup>RD</sup>)

Head Coach - Red Parker (1st Season)

Date	Site	W-L	Score	Opponent	AP Ranks	OFRD	OFRK
9-8	H	W	14-12	The Citadel		3-8	
9-22	A	L	14-31	Georgia		7-4-1	#
9-29	A	L	21-29	Georgia Tech		5-6	
10-6	H	L	15-30	Texas A&M		5-6	
10-13	H	W	32-27	* Virginia		4-7	
10-20	A	W	24-8	* Duke		2-8	
10-27	H	L	6-29	* NC State		9-3	#16/-
11-3	H	W	35-8	* Wake Forest		1-9	
11-10	A	W	37-29	* North Carolina		4-7	
11-17	H	L	13-28	* Maryland		8-4	#20/18
11-24	A	L	20-32	South Carolina		7-4	

## 1974 (7-4 OVERALL; 4-2 ACC, T-2<sup>ND</sup>)

Head Coach - Red Parker (2nd Season)

Date	Site	W-L	Score	Opponent	AP Ranks	OFRD	OFRK
9-14	A	L	0-24	Texas A&M	-/20	8-3	16/15
9-21	A	L	10-31	* NC State	-/15	9-2-1	#11/9
9-28	H	W	21-17	Georgia Tech		6-5	
10-5	H	W	28-24	Georgia		6-6	#
10-12	A	L	0-41	* Maryland		8-4	#13/13
10-19	H	W	17-13	* Duke		6-5	
10-26	A	L	28-29	Tennessee		7-3-2	#20/15
11-2	A	W	21-9	* Wake Forest		1-10	
11-9	H	W	54-32	* North Carolina		7-5	#
11-16	H	W	28-9	* Virginia		4-7	
11-23	H	W	39-21	South Carolina		4-7	

## 1975 (2-9 OVERALL; 2-3 ACC, 5<sup>TH</sup>)

Head Coach - Red Parker (3rd Season)

Date	Site	W-L	Score	Opponent	AP Ranks	OFRD	OFRK
9-13	H	L	13-17	Tulane			
9-20	A	L	0-56	%Alabama	-/14	11-1	#3/3
9-27	A	L	28-33	Georgia Tech		7-4	
10-4	A	L	7-35	Georgia		9-3	#19/19
10-11	H	W	16-14	* Wake Forest		3-8	
10-18	A	L	21-25	* Duke		4-5-2	
10-25	H	L	7-45	* NC State		7-4-1	
11-1	H	L	7-43	Florida State		3-8	

11-8	A	W	38-35	* North Carolina		3-7-1	
11-15	H	L	20-22	* Maryland		9-2-1	#13/11
11-22	A	L	20-56	South Carolina		7-5	#

## 1976 (3-6-2 OVERALL; 0-4-1 ACC, 7<sup>TH</sup>)

Head Coach - Red Parker (4th Season)

Date	Site	W-L	Score	Opponent	AP Ranks	OFRD	OFRK
9-11	H	W	10-7	The Citadel		6-5	
9-18	H	L	0-41	Georgia	-/9	10-2	#10/10
9-25	A	T	24-24	%Georgia Tech		4-6-1	
10-2	A	L	19-21	Tennessee		6-5	
10-9	A	L	14-20	* Wake Forest		5-6	
10-16	H	T	18-18	* Duke		5-5	
10-23	A	L	21-38	* NC State		3-7	
10-30	A	W	15-12	%Florida State		5-6	
11-6	H	L	23-27	* North Carolina		9-3	#
11-13	A	L	0-20	* Maryland	-/6	11-1	#8/11
11-20	H	W	28-9	* South Carolina		6-5	

## 1977 (8-3-1 OVERALL; 4-1-1 ACC, 2<sup>ND</sup>)

Ranked No. 19 by AP

Head Coach - Charley Pell (1st Season)

Date	Site	W-L	Score	Opponent	AP Ranks	OFRD	OFRK
9-10	H	L	14-21	* Maryland	-/10	8-4	#
9-17	A	W	7-6	Georgia	-/17	5-6	
9-24	A	W	31-14	Georgia Tech		6-5	
10-1	A	W	31-13	%Virginia Tech		3-7-1	
10-8	H	W	31-0	* \$Virginia		1-9-1	
10-15	A	W	17-11	* Duke		5-6	
10-22	H	W	7-3	* NC State	20/-	8-4	#-/19
10-29	H	W	26-0	* Wake Forest	16/-	1-10	
11-5	A	T	13-13	* North Carolina	13/-	8-3-1	#17/14
11-12	H	L	17-21	Notre Dame	15/5	11-1	#1/1
11-19	A	W	31-27	South Carolina	15/-	5-7	
12-30	N1	L	3-34	* Pittsburgh	11/10	9-2-1	#8/7

N1 - Jacksonville, Fla. (Gator Bowl)

## 1978 (11-1 OVERALL; 6-0 ACC, 1<sup>ST</sup>)

Ranked No. 6 by AP, No. 6 by UPI

Head Coach (Games 1-11) - Charley Pell (2nd Season)

Head Coach (Game 12) - Danny Ford (1st Season)

Date	Site	W-L	Score	Opponent	AP Ranks	OFRD	OFRK
9-16	H	W	58-3	The Citadel		5-6	
9-23	A	L	0-12	Georgia	8/-	9-2-1	#16/15
9-30	H	W	31-0	Villanova		5-6	
10-7	H	W	38-7	Virginia Tech		4-7	
10-14	A	W	30-14	* Virginia		2-9	
10-21	H	W	28-8	* Duke		4-7	
10-28	A	W	33-10	* NC State	20/-	9-3	#18/19
11-4	A	W	51-6	* Wake Forest	16/-	1-10	
11-11	H	W	13-9	* North Carolina	15/-	5-6	
11-18	A	W	28-24	* Maryland	12/11	9-3	#20/-
11-25	H	W	41-23	South Carolina	10/-	5-5-1	
12-29	N1	W	17-15	%Ohio State	7/20	7-4-1	#

N1 - Jacksonville, Fla. (Gator Bowl)

## 1979 (8-4 OVERALL; 4-2 ACC, T-2<sup>ND</sup>)

Head Coach - Danny Ford (2nd Season, 1st Full Season)

Date	Site	W-L	Score	Opponent	AP Ranks	OFRD	OFRK
9-8	H	W	21-0	Furman		5-6	
9-15	H	L	0-19	* Maryland		7-4	
9-22	H	W	12-7	Georgia		6-5	

10-6	H	W	17-7	* Virginia		2-8	
10-13	A	W	21-0	Virginia Tech		5-6	
10-20	A	W	28-10	* Duke		2-8	
10-27	H	L	13-16	* NC State		7-4	
11-3	H	W	31-0	* Wake Forest	-/14	8-4	#
11-10	A	W	19-10	* North Carolina	18/-	8-3	#15/14
11-17	A	W	16-10	Notre Dame	14/-	7-4	
11-24	A	L	9-13	South Carolina	13/19	8-4	#
12-31	N1	L	18-24	Baylor	18/19	8-4	#14/15

N1 - Atlanta, Ga. (Peach Bowl)

## 1980 (6-5 OVERALL; 2-4 ACC, T-4<sup>TH</sup>)

Head Coach - Danny Ford (3rd Season, 2nd Full Season)

Date	Site	W-L	Score	Opponent	AP Ranks	OFRD	OFRK
9-13	H	W	19-3	Rice		5-6	
9-20	A	L	16-20	Georgia	-/10	12-0	#1/1
9-27	H	W	17-10	Western Carolina		3-7-1	
10-4	H	W	13-10	Virginia Tech		8-4	#
10-11	A	W	27-24	* Virginia		4-7	
10-18	H	L	17-34	* Duke		2-9	
10-25	A	L	20-24	* \$NC State		6-5	
11-1	A	W	35-33	* Wake Forest		5-6	
11-8	H	L	19-24	* North Carolina	-/14	11-1	#10/9
11-15	A	L	7-34	* Maryland		8-4	#
11-22	H	W	27-6	South Carolina	-/14	8-4	#

## 1981 (12-0 OVERALL; 6-0 ACC, 1<sup>ST</sup>)

National Champion

Ranked No. 1 by AP, No. 1 by UPI

Head Coach - Danny Ford (4th Season, 3rd Full Season)

Date	Site	W-L	Score	Opponent	AP Ranks	OFRD	OFRK
9-5	H	W	45-10	Wofford		6-5	
9-12	A	W	13-5	%Tulane		6-5	
9-19	H	W	13-3	Georgia	-/4	10-2	#6/5
10-3	A	W	21-3	Kentucky	14/-	3-8	
10-10	H	W	27-0	* Virginia	9/-	1-10	
10-17	A	W	38-10	* Duke	6/-	6-5	
10-24	H	W	17-7	* NC State	4/-	4-7	
10-31	H	W	82-24	* Wake Forest	3/-	4-7	
11-7	A	W	10-8	* North Carolina	2/8	10-2	#9/8
11-14	H	W	21-7	* Maryland	2/-	4-7	
11-21	A	W	29-13	South Carolina	2/-	6-6	
1-1	N1	W	22-15	%Nebraska	1/4	9-3	#11/9

N1 - Miami, Fla. (Orange Bowl)

## 1982 (9-1-1 OVERALL; 6-0 ACC, 1<sup>ST</sup>)

Ranked No. 8 by AP

Head Coach - Danny Ford (5th Season, 4th Full Season)

Date	Site	W-L	Score	Opponent	AP Ranks	OFRD	OFRK
9-6	A	L	7-13	%Georgia	11/7	11-1	#4/4
9-18	H	T	17-17	Boston College	16/-	8-3-1	#
9-25	H	W	21-10	Western Carolina		6-5	
10-2	H	W	24-6	Kentucky		0-10-1	
10-9	A	W	48-0	* %\$Virginia		2-9	
10-16	H	W	49-14	* Duke	20/-	6-5	
10-23	A	W	38-29	* NC State	18/-	6-5	
11-6	H	W	16-13	* North Carolina	13/18	8-4	#18/13
11-13	A	W	24-22	* Maryland	11/18	8-4	#20/20
11-20	H	W	24-6	South Carolina	10/-	4-7	
11-28	N1	W	21-17	* Wake Forest	10/-	3-8	

N1 - Tokyo, Japan

## ALL-TIME RESULTS

## 1983 (9-1-1 OVERALL; 7-0 ACC)

Ranked No. 10 by USA Today, No. 11 by AP

Head Coach - Danny Ford (6th Season, 5th Full Season)

Date	Site	W-L	Score	Opponent	AP Ranks	OFRD	OFRK
9-3	H	W	44-10	*Western Carolina	11-3		
9-10	A	L	16-31	%Boston College	9-3	#19/20	
9-17	H	T	16-16	Georgia	-1/1	10-1-1	#4/4
9-24	H	W	41-14	*Georgia Tech		3-8	
10-8	H	W	42-21	*Virginia		6-5	
10-15	A	W	38-31	*Duke		3-8	
10-22	H	W	27-17	*NC State		3-8	
10-29	H	W	24-17	*Wake Forest		4-7	
11-5	A	W	16-3	*North Carolina	-1/0	8-4	#
11-12	H	W	52-27	*Maryland	17/11	8-4	#
11-19	A	W	22-13	South Carolina	13/-	5-6	

Note: Not eligible for ACC title.

## 1984 (7-4 OVERALL; 5-2 ACC)

Head Coach - Danny Ford (7th Season, 6th Full Season)

Date	Site	W-L	Score	Opponent	AP Ranks	OFRD	OFRK
9-1	H	W	40-7	Appalachian State	4/-	4-7	
9-8	A	W	55-0	*%Virginia	3/-	8-4	#20/17
9-22	A	L	23-26	Georgia	2/20	7-4-1	#
9-29	A	L	21-28	*Georgia Tech	13/20	6-4	
10-6	H	W	20-12	*North Carolina		5-5-1	
10-20	H	W	54-21	*Duke		2-9	
10-27	A	W	35-34	*NC State		3-8	
11-3	H	W	37-14	*Wake Forest		6-5	
11-10	H	W	17-10	*Virginia Tech		8-4	#
11-17	A1	L	23-41	*Maryland	20/-	9-3	#12/11
11-24	H	L	21-22	South Carolina	-9	10-2	#11/13

A1 - Baltimore, Md.; Note: Not eligible for ACC title.

1985 (6-6 OVERALL; 4-3 ACC, T-3<sup>RD</sup>)

Head Coach - Danny Ford (8th Season, 7th Full Season)

Date	Site	W-L	Score	Opponent	AP Ranks	OFRD	OFRK
9-14	A	W	20-17	Virginia Tech		6-5	
9-21	H	L	13-20	Georgia		7-3-2	#
9-28	H	L	3-14	*Georgia Tech		9-2	#19/18
10-5	A	L	7-26	%Kentucky		5-6	
10-12	H	W	27-24	*Virginia		6-5	
10-19	A	W	21-9	*Duke		4-7	
10-26	H	W	39-10	*NC State		3-8	
11-2	H	W	26-10	*Wake Forest		4-7	
11-9	A	L	20-21	*North Carolina		5-6	
11-16	H	L	31-34	*\$Maryland		9-3	#18/19
11-23	A	W	24-17	South Carolina		5-6	
12-21	N1	L	13-20	%Minnesota		7-5	#

N1 - Shreveport, La. (Independence Bowl)

1986 (8-2-2 OVERALL; 5-1-1 ACC, 1<sup>ST</sup>)

Ranked No. 17 by AP, No. 18 by USA Today, No. 19 by UPI

Head Coach - Danny Ford (9th Season, 8th Full Season)

Date	Site	W-L	Score	Opponent	AP Ranks	OFRD	OFRK
9-13	H	L	14-20	Virginia Tech		10-1-1	#20/-
9-20	A	W	31-28	Georgia	-1/4	8-4	#
9-27	A	W	27-3	*Georgia Tech		5-6	
10-4	H	W	24-0	The Citadel		3-8	
10-11	A	W	31-17	*%Virginia	20/-	3-8	
10-18	H	W	35-3	*Duke	17/-	4-7	

10-25	A	L	3-27	*NC State	16/20	8-3	#
11-1	A	W	28-20	*Wake Forest		5-6	
11-8	H	W	38-10	*North Carolina		7-5	
11-15	A1	T	17-17	*Maryland	15/-	5-5-1	
11-22	H	T	21-21	South Carolina	19/-	3-6-2	
12-27	N2	W	27-21	Stanford	21/20	8-4	#

A1 - Baltimore, Md.; N2 - Jacksonville, Fla. (Gator Bowl)

1987 (10-2 OVERALL; 6-1 ACC, 1<sup>ST</sup>)

Ranked No. 10 by UPI, No. 11 by USA Today, No. 12 by AP

Head Coach - Danny Ford (10th Season, 9th Full Season)

Date	Site	W-L	Score	Opponent	AP Ranks	OFRD	OFRK
9-5	H	W	43-0	Western Carolina	9/-	4-7	
9-12	A	W	22-10	Virginia Tech	10/-	2-9	
9-19	H	W	21-20	Georgia	8/18	9-3	#13/14
9-26	H	W	33-12	*Georgia Tech	9/-	2-9	
10-10	H	W	38-21	*Virginia	8/-	8-4	#
10-17	H	W	17-10	*Duke		7/-	5-6
10-24	H	L	28-30	*NC State	7/-	4-7	
10-31	H	W	31-17	*Wake Forest	14/-	7-4	
11-7	A	W	13-10	*North Carolina	10/-	5-6	
11-14	H	W	45-16	*Maryland	9/-	4-7	
11-21	A	L	7-20	%South Carolina	8/12	8-4	#15/15
1-1	N1	W	35-10	Penn State	14/20	8-4	#

N1 - Orlando, Fla. (Citrus Bowl)

1988 (10-2 OVERALL; 6-1 ACC, 1<sup>ST</sup>)

Ranked No. 8 by UPI, No. 9 by AP, No. 10 by USA Today

Head Coach - Danny Ford (11th Season, 10th Full Season)

Date	Site	W-L	Score	Opponent	AP Ranks	OFRD	OFRK
9-3	H	W	40-7	Virginia Tech	4/-	3-8	
9-10	H	W	23-3	\$Furman	3/-	13-2	
9-17	H	L	21-24	\$Florida State	3/10	11-1	#3/3
9-24	A	W	30-13	*Georgia Tech	12/-	3-8	
10-8	A	W	10-7	*Virginia	11/-	7-4	
10-15	H	W	49-17	*Duke	11/22	7-3-1	
10-22	A	L	3-10	*NC State	9/24	8-3	#17/-
10-29	A	W	38-21	*Wake Forest	15/-	6-4-1	
11-5	H	W	37-14	*North Carolina	17/-	1-10	
11-12	A	W	49-25	*Maryland	16/-	5-6	
11-19	H	W	29-10	South Carolina	15/25	8-4	#
1-2	N1	W	13-6	Oklahoma	9/10	9-3	#14/14

N1 - Orlando, Fla. (Citrus Bowl)

1989 (10-2 OVERALL; 5-2 ACC, 3<sup>RD</sup>)

Ranked No. 11 by UPI, No. 12 by AP, No. 12 by USA Today

Head Coach - Danny Ford (12th Season, 11th Full Season)

Date	Site	W-L	Score	Opponent	AP Ranks	OFRD	OFRK
9-2	H	W	30-0	Furman	12/-	12-2	
9-9	A	W	34-23	%Florida State	10/16	10-2	#3/2
9-16	A	W	27-7	%Virginia Tech	7/-	6-4-1	
9-23	H	W	31-7	*Maryland	7/-	3-7	
9-30	A	L	17-21	*\$Duke	7/-	8-4	#
10-7	H	W	34-20	*Virginia	15/-	10-3	#18/15
10-14	H	L	14-30	*Georgia Tech	14/-	7-4	
10-21	H	W	30-10	*NC State	-1/2	7-5	#
10-28	H	W	44-10	*Wake Forest	22/-	2-8	
11-4	A	W	35-3	*North Carolina	21/-	1-10	
11-18	A	W	45-0	%South Carolina	15/-	6-4-1	
12-30	N1	W	27-7	%West Virginia	14/17	8-3-1	#21/-

N1 - Jacksonville, Fla. (Gator Bowl)

1990 (10-2 OVERALL; 5-2 ACC, T-2<sup>ND</sup>)

Ranked No. 9 by AP, No. 9 by UPI, No. 9 by USA Today

Head Coach - Ken Hatfield (1st Season)

Date	Site	W-L	Score	Opponent	AP Ranks	OFRD	OFRK
9-1	H	W	59-0	Long Beach State	10/-	6-5	
9-8	A	L	7-20	*Virginia	9/14	8-4	#23/15
9-15	A1	W	18-17	*Maryland	10/-	6-5	
9-22	H	W	48-0	Appalachian State	17/-	6-5	
9-29	H	W	26-7	*Duke	19/-	4-7	
10-6	H	W	34-3	Georgia	16/-	4-7	
10-13	A	L	19-21	*Georgia Tech	15/18	11-0-1	#2/1
10-20	A	W	24-17	*NC State	22/-	7-5	#
10-27	A	W	24-6	*Wake Forest	19/-	3-8	
11-3	H	W	20-3	*North Carolina	18/24 <sup>u</sup>	6-5	
11-17	H	W	24-15	South Carolina	17/-	6-5	
1-1	N2	W	30-0	Illinois	14/16	8-4	#25/24

A1 - Baltimore, Md.; N2 - Tampa, Fla. (Hall of Fame Bowl)

1991 (9-2-1 OVERALL; 6-0-1 ACC, 1<sup>ST</sup>)

Ranked No. 17 by USA Today, No. 18 by AP

Head Coach - Ken Hatfield (2nd Season)

Date	Site	W-L	Score	Opponent	AP Ranks	OFRD	OFRK
9-7	H	W	34-0	Appalachian State	8/-	8-4	
9-21	H	W	37-7	Temple	8/-	2-9	
9-28	H	W	9-7	*Georgia Tech	7/19	8-5	#
10-5	A	L	12-27	%Georgia	6/-	9-3	#17/20
10-12	H	T	20-20	*Virginia	18/-	8-3	#
10-26	H	W	29-19	*NC State	19/12	9-3	#
11-2	H	W	28-10	*Wake Forest	16/-	3-8	
11-9	A	W	21-6	*%North Carolina	15/-	7-4	
11-16	H	W	40-7	*Maryland	15/-	2-9	
11-23	A	W	41-24	South Carolina	14/-	3-6-2	
12-1	N1	W	33-21	*Duke	13/-	4-7	
1-1	N2	L	13-37	California	13/14	10-2	#8/8

N1 - Tokyo, Japan; N2 - Orlando, Fla. (Citrus Bowl)

1992 (5-6 OVERALL; 3-5 ACC, 7<sup>TH</sup>)

Head Coach - Ken Hatfield (3rd Season)

Date	Site	W-L	Score	Opponent	AP Ranks	OFRD	OFRK
9-5	H	W	24-10	Ball State	13/-	5-6	
9-12	H	L	20-24	*%Florida State	15/5	11-1	#2/2
9-26	A	L	16-20	*%Georgia Tech	16/-	5-6	
10-3	H	W	54-3	Chattanooga	25/-	2-9	
10-10	A	W	29-28	*Virginia	25/10	7-4	
10-17	H	W	21-6	*Duke	19/-	2-9	
10-24	A	L	6-20	*NC State	18/23	9-3	#17/17
10-31	A	L	15-18	*Wake Forest		8-4	#25/-
11-7	H	W	40-7	*North Carolina	-1/8	9-3	#19/18
11-14	A	L	23-53	*Maryland		3-8	
11-21	H	L	13-24	\$South Carolina		5-6	

1993 (9-3 OVERALL; 5-3 ACC, 3<sup>RD</sup>)

Ranked No. 22 by USA Today, No. 23 by AP

Head Coach (Games 1-11) - Ken Hatfield (4th Season)

Head Coach (Game 12) - Tommy West (1st Season)

Date	Site	W-L	Score	Opponent	AP Ranks	OFRD	OFRK
9-4	H	W	24-14	\$Nevada-Las Vegas	22/-	3-8	
9-11	A	L	0-57	*Florida State	21/1	12-1	#1/1
9-25	H	W	16-13	*Georgia Tech		5-6	
10-2	H	W	20-14	*NC State	-1/24	7-5	#
10-9	A	W	13-10	*Duke		3-8	
10-16	H	L	16-20	*\$Wake Forest		2-9	
10-23	H	W	27-0	East Tennessee State		5-6	
10-30	H	W	29-0	*\$Maryland		2-9	
11-6	A	L	0-24	*%North Carolina	-1/6	10-3	#21/20
11-13	H	W	23-14	*Virginia	-1/8	7-5	#
11-20	A	W	16-13	South Carolina	24/-	4-7	
12-31	N1	W	14-13	%Kentucky	23/-	6-6	#

N1 - Atlanta, Ga. (Peach Bowl)

1994 (5-6 OVERALL; 4-4 ACC, 5<sup>TH</sup>)

Head Coach - Tommy West (2nd Season, 1st Full Season)

Date	Site	W-L	Score	Opponent	AP Ranks	OFRD	OFRK
9-3	H	W	27-6	Furman	24/-	3-8	
9-10	H	L	12-29	*NC State	22/-	9-3	#17/17
9-17	A	L	6-9	*Virginia		9-3	#15/13
10-1	H	W	13-0	*Maryland		4-7	
10-8	A	L	14-40	Georgia		6-4-1	
10-15	A	L	13-19	*Duke	-1/25	8-4	#
10-22	A	L	0-17	*Florida State	-1/7	11-1	#4/5
10-29	H	W	24-8	*Wake Forest		3-8	
11-5	A	W	28-17	*North Carolina	-1/9	8-4	#-1/21
11-12	H	W	20-10	*Georgia Tech		1-10	
11-19	H	L	7-33	South Carolina		7-5	#

1995 (8-4 OVERALL; 6-2 ACC, 3<sup>RD</sup>)

Head Coach - Tommy West (3rd Season, 2nd Full Season)

Date	Site	
------	------	--

# ALL-TIME RESULTS

9-9	H	L	26-45	* Florida State	-/1	10-2	#4/5
9-16	A	W	29-14	*%Wake Forest		1-10	
9-23	H	L	3-22	*%Virginia	-/11	9-4	#16/16
9-30	A	W	43-22	*NC State		3-8	
10-7	H	L	17-19	%Georgia		6-6	#
10-21	A	W	17-0	* Maryland		6-5	
10-28	A	W	24-3	* Georgia Tech		6-5	
11-4	H	W	17-10	* North Carolina		7-5	#
11-11	H	W	34-17	* Duke	24/-	3-8	
11-18	A	W	38-17	South Carolina	24/-	4-6-1	
1-1	N1	L	0-41	%Syracuse	23/-	9-3	#19/17

N1 - Jacksonville, Fla. (Gator Bowl)

## 1996 (7-5 OVERALL; 6-2 ACC, 2<sup>ND</sup>)

Head Coach - Tommy West (4th Season, 3rd Full Season)

Date	Site	W-L	Score	Opponent	AP Ranks	OFRD	OFRK
8-31	A	L	0-45	* North Carolina		10-2	#10/10
9-7	H	W	19-3	Furman		9-4	
9-21	A	L	24-38	%Missouri		5-6	
9-28	H	W	21-10	*%Wake Forest		3-8	
10-5	A	L	3-34	*%Florida State	-/2	11-1	#3/3
10-12	A	W	13-6	* Duke		0-11	
10-19	H	W	28-25	* Georgia Tech	-/22	5-6	
11-2	H	W	35-3	* Maryland		5-6	
11-9	A	W	24-16	* Virginia	-/15	7-5	#
11-16	H	W	40-17	* NC State		3-8	
11-23	H	L	31-34	South Carolina	22/-	5-6	
12-28	N1	L	7-10	%Louisiana State	-/17	10-2	#12/-

N1 - Atlanta, Ga. (Peach Bowl)

## 1997 (7-5 OVERALL; 4-4 ACC, 5<sup>TH</sup>)

Head Coach - Tommy West (5th Season, 4th Full Season)

Date	Site	W-L	Score	Opponent	AP Ranks	OFRD	OFRK
9-6	H	W	23-12	Appalachian State	18/-	7-4	
9-13	A	W	19-17	* NC State	19/25 <sup>U</sup>	6-5	
9-20	H	L	28-35	* Florida State	16/5	11-1	#3/3
9-27	A	L	20-23	*%Georgia Tech	17/-	7-5	#
10-4	H	W	39-7	Texas El-Paso		4-7	
10-11	H	L	7-21	*%Virginia		7-4	
10-25	A	W	20-9	* Maryland		2-9	
11-1	A	W	33-16	* Wake Forest		5-6	
11-8	H	W	29-20	* Duke <sup>(OT)</sup>		2-9	
11-15	H	L	10-17	* North Carolina	-/8	11-1	#6/4
11-22	A	W	47-21	%South Carolina		5-6	
1-2	N1	L	17-21	%Auburn	-/13	10-3	#11/11

N1 - Atlanta, Ga. (Peach Bowl)

## 1998 (3-8 OVERALL; 1-7 ACC, 8<sup>TH</sup>)

Head Coach - Tommy West (6th Season, 5th Full Season)

Date	Site	W-L	Score	Opponent	AP Ranks	OFRD	OFRK
9-5	H	W	33-0	Furman		5-6	
9-12	H	L	0-37	Virginia Tech		9-3	#23/19
9-19	A	L	18-20	* Virginia	-/10	9-3	#18/18
9-26	H	L	19-29	* Wake Forest		3-8	
10-3	A	L	14-21	* North Carolina		7-5	#
10-10	H	W	23-0	* Maryland		3-8	
10-17	A	L	0-48	*%Florida State	-/6	11-2	#3/3
10-24	A	L	23-28	* Duke		4-7	
10-31	H	L	39-46	* NC State		7-5	#
11-12	H	L	21-24	*%Georgia Tech	-/22	10-2	#9/9
11-21	H	W	28-19	%South Carolina		1-10	

## 1999 (6-6 OVERALL; 5-3 ACC, 2<sup>ND</sup>)

Head Coach - Tommy Bowden (1st Season)

Date	Site	W-L	Score	Opponent	AP Ranks	OFRD	OFRK
9-4	H	L	10-13	%Marshall		13-0	#10/10
9-11	H	W	33-14	* Virginia	-/22	7-5	#
9-23	A	L	11-31	%Virginia Tech	-/8	11-1	#2/3
10-2	H	W	31-20	* North Carolina		3-8	
10-9	A	L	31-35	*%NC State		6-6	
10-16	A	W	42-30	* Maryland		5-6	
10-23	H	L	14-17	*%Florida State	-/1	12-0	#1/1
10-30	A	W	12-3	* Wake Forest		7-5	#
11-6	H	W	58-7	* Duke		3-8	
11-13	A	L	42-45	* Georgia Tech	-/13	8-4	#20/21
11-20	A	W	31-21	South Carolina		0-11	
12-30	N1	L	7-17	%Mississippi State	-/15	10-2	#13/12

N1 - Atlanta, Ga. (Peach Bowl)

## 2000 (9-3 OVERALL; 6-2 ACC, 2<sup>ND</sup>)

Ranked No. 14 by USA Today, No. 16 by AP

Head Coach - Tommy Bowden (2nd Season)

Date	Site	W-L	Score	Opponent	AP Ranks	OFRD	OFRK
9-2	H	W	38-0	%The Citadel	17/-	2-9	
9-9	H	W	62-9	Missouri	17/-	3-8	
9-16	H	W	55-7	* Wake Forest	16/-	2-9	
9-23	A	W	31-10	* Virginia	11/-	6-6	#
9-30	A	W	52-22	* Duke	7/-	0-11	
10-7	H	W	34-27	* NC State	5/-	8-4	#
10-14	H	W	35-14	* Maryland	5/-	5-6	



WOODROW DANTZLER  
QUARTERBACKED CLEMSON  
TO A 9-3 RECORD AS A  
JUNIOR IN 2000.

10-21	A	W	38-24	* North Carolina	5/-	6-5	
10-28	H	L	28-31	* Georgia Tech	5/-	9-3	#17/19
11-4	A	L	7-54	*%Florida State	10/4	11-2	#5/4
11-18	H	W	16-14	South Carolina	16/25	8-4	#19/21
1-1	N1	L	20-41	Virginia Tech	16/6	11-1	#6/6

N1 - Jacksonville, Fla. (Gator Bowl)

## 2001 (7-5 OVERALL; 4-4 ACC, T-4<sup>TH</sup>)

Head Coach - Tommy Bowden (3rd Season)

Date	Site	W-L	Score	Opponent	AP Ranks	OFRD	OFRK
9-1	H	W	21-13	%Central Florida	18/-	6-5	
9-8	H	W	38-14	Wofford		4-7	
9-22	H	L	24-26	* Virginia	19/-	5-7	
9-29	A	W	47-44	* Georgia Tech <sup>(OT)</sup>	25 <sup>U</sup> /9	8-5	#24/-
10-13	A	W	45-37	* NC State	16/-	7-5	#
10-20	H	L	3-38	* North Carolina	13/-	8-5	#
10-27	A	W	21-14	* Wake Forest	25/-	6-5	
11-3	H	L	27-41	* Florida State	24 <sup>U</sup> /14	8-4	#15/15
11-10	A	L	20-37	*%Maryland	-/13	10-2	#11/10
11-17	A	L	15-20	South Carolina	-/22	9-3	#13/13
12-1	H	W	59-31	* Duke		0-11	
12-31	N1	W	49-24	%Louisiana Tech		7-5	#

% played in snow; N1 - Boise, Idaho (Humanitarian Bowl)

## 2002 (7-6 OVERALL; 4-4 ACC, T-5<sup>TH</sup>)

Head Coach - Tommy Bowden (4th Season)

Date	Site	W-L	Score	Opponent	AP Ranks	OFRD	OFRK
8-31	A	L	28-31	%Georgia	-/8	13-1	#3/3
9-7	H	W	33-13	Louisiana Tech		4-8	
9-14	H	W	24-19	*%Georgia Tech		7-6	#
9-21	H	W	30-7	\$Ball State		6-6	
10-3	A	L	31-48	*%Florida State	-/11	9-5	#21/23
10-12	A	L	17-22	* Virginia		9-5	#22/25
10-19	H	W	31-23	* Wake Forest		7-6	#
10-24	H	L	6-38	*%NC State	-/12	11-3	#12/11
11-2	A	W	34-31	* Duke		2-10	
11-9	A	W	42-12	* North Carolina		3-9	
11-16	H	L	12-30	*%Maryland	-/19	11-3	#13/13
11-23	H	W	27-20	%South Carolina		5-7	
12-23	N1	L	15-55	Texas Tech		9-5	#

N1 - Orlando, Fla. (Tangerine Bowl)

## 2003 (9-4 OVERALL; 5-3 ACC, 3<sup>RD</sup>)

Ranked No. 22 by AP, No. 22 by USA Today

Head Coach - Tommy Bowden (5th Season)

Date	Site	W-L	Score	Opponent	AP Ranks	OFRD	OFRK
8-30	H	L	0-30	Georgia	-/11	11-3	#7/6
9-6	H	W	28-17	Furman		6-5	
9-13	H	W	37-14	Middle Tennessee		4-8	
9-20	A	W	39-3	*%Georgia Tech		7-6	#
10-4	A	L	7-21	* Maryland		10-3	#17/20
10-11	H	W	30-27	* Virginia <sup>(OT)</sup>	-/25	8-5	#
10-16	A	L	15-17	*%NC State		8-5	#
10-25	H	W	36-28	* North Carolina		2-10	

11-1	A	L	17-45	* Wake Forest		5-7	
11-8	H	W	26-10	*%Florida State	-/3	10-3	#11/10
11-15	H	W	40-7	* Duke		4-8	
11-22	A	W	63-17	%South Carolina		5-7	
1-2	N1	W	27-14	Tennessee	-/6	10-3	#15/16

N1 - Atlanta, Ga. (Peach Bowl)

## 2004 (6-5 OVERALL; 4-4 ACC, T-6<sup>TH</sup>)

Head Coach - Tommy Bowden (6th Season)

Date	Site	W-L	Score	Opponent	AP Ranks	OFRD	OFRK
9-4	H	W	37-30	* Wake Forest <sup>(2OT)</sup>	15/-	4-7	
9-11	H	L	24-28	*%Georgia Tech	20/-	7-5	#
9-18	A	L	6-27	%Texas A&M		7-5	#
9-25	A	L	22-41	* Florida State	-/8	9-3	#15/14
10-7	A	L	10-30	*%Virginia	-/10	8-4	#23/23
10-16	H	W	35-6	Utah State		3-8	
10-23	H	W	10-7	* Maryland		5-6	
10-30	H	W	26-20	* NC State		5-6	
11-6	A	W	24-17	*%Miami (Fla.) <sup>(OT)</sup>	-/11	9-3	#11/11
11-13	A	L	13-16	* Duke		2-9	
11-20	H	W	29-7	South Carolina		6-5	

## 2005 (8-4 OVERALL; 4-4 ACC, 3<sup>RD</sup> (ATLANTIC))

Ranked No. 21 by AP, No. 21 by USA Today

Head Coach - Tommy Bowden (7th Season)

Date	Site	W-L	Score	Opponent	AP Ranks	OFRD	OFRK
9-3	H	W	25-24	%Texas A&M	-/17	5-6	
9-10	A	W	28-24	* Maryland	25/-	5-6	
9-17	H	L	30-36	* Miami (Fla.) <sup>(3OT)</sup>	20/13	9-3	#17/18
9-24	H	L	13-16	* Boston College <sup>(OT)</sup>	-/25 <sup>U</sup>	9-3	#18/17
10-1	A	L	27-31	* Wake Forest		5-6	
10-13	A	W	31-10	*%NC State		7-5	#
10-22	H	W	37-7	Temple		0-11	
10-29	A	L	9-10	* Georgia Tech		7-5	#
11-5	H	W	49-20	* Duke		1-10	
11-12	H	W	35-14	* Florida State	-/17	8-5	#22/23
11-19	A	W	13-9	%South Carolina	-/19	7-5	#
12-27	N1	W	19-10	%Colorado	23/-	7-6	#

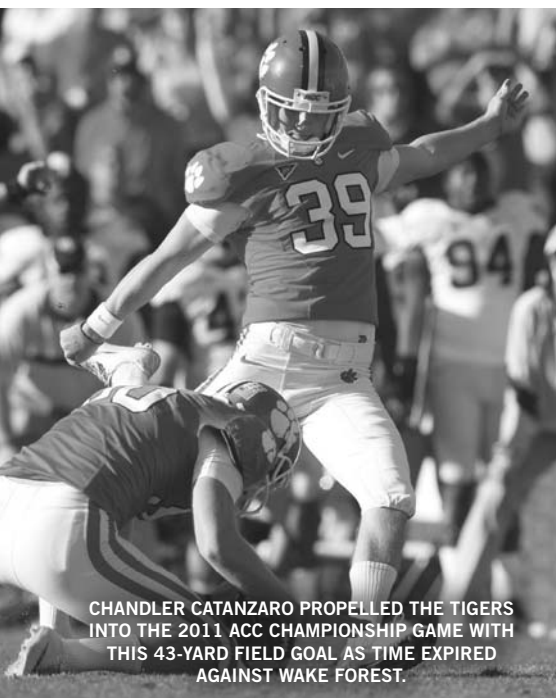
N1 - Orlando, Fla. (Champs Sports Bowl)

## 2006 (8-5 OVERALL; 5-3 ACC, T-2<sup>ND</sup> (ATLANTIC))

Head Coach - Tommy Bowden (8th Season)

Date	Site	W-L	Score	Opponent	AP Ranks	OFRD	OFRK
9-2	H	W	54-6	Florida Atlantic	18/-	5-7	
9-9	A	L	33-34	* Boston College <sup>(2OT)</sup>	18/-	10-3	#20/20
9-16	A	W	27-20	*%Florida State	-/9	7-6	#
9-23	H	W	52-7	* North Carolina	19/-	3-9	
9-30	H	W	51-0	%Louisiana Tech	18/-	3-10	
10-7	A	W	27-17	*%Wake Forest	15/-	11-3	#18/17
10-12	N1	W	63-9	%Temple	12/-	1-11	
10-21	H	W	31-7	*%Georgia Tech	12/13	9-5	#
10-26	A	L	7-24	*%Virginia Tech	10/-	10-3	#19/18
11-4	H	L	12-13	* Maryland	19/-	9-4	#
11-11	H	W	20-14	* NC State		3-9	

# ALL-TIME RESULTS



CHANDLER CATANZARO PROPELLED THE TIGERS INTO THE 2011 ACC CHAMPIONSHIP GAME WITH THIS 43-YARD FIELD GOAL AS TIME EXPIRED AGAINST WAKE FOREST.

11-25	H	L	28-31	South Carolina	24/-	8-5	#
12-29	N2	L	20-28	Kentucky		8-5	#

N1 - Charlotte, N.C.; N2 - Nashville, Tenn. (Music City Bowl)

## 2007 (9-4 OVERALL; 5-3 ACC, T-2<sup>ND</sup> (ATLANTIC))

Ranked No. 21 by AP, No. 22 by USA Today

Head Coach - Tommy Bowden (9th Season)

Date	Site	W-L	Score	Opponent	AP Ranks	OFRD	OFRK
9-3	H	W	24-18	*%Florida State	-19	7-6	#
9-8	H	W	49-26	Louisiana-Monroe	25/-	6-6	
9-15	H	W	38-10	Furman	20/-	6-5	
9-22	A	W	42-20	*NC State	15/-	5-7	
9-29	A	L	3-13	*Georgia Tech	13/-	7-6	#
10-6	H	L	23-41	*%Virginia Tech	22/15	11-3	#9/9
10-20	H	W	70-14	Central Michigan		8-6	#
10-27	A	W	30-17	*Maryland		6-7	#
11-3	A	W	47-10	*Duke	25/-	1-11	
11-10	H	W	44-10	*Wake Forest	20/-	9-4	#
11-17	H	L	17-20	*%Boston College	15/18	11-3	#10/11
11-24	A	W	23-21	*South Carolina	21/-	6-6	
12-31	N1	L	20-23	*Auburn <sup>(OT)</sup>	15/22	9-4	#15/14

N1 - Atlanta, Ga. (Chick-fil-A Bowl)

## 2008 (7-6 OVERALL; 4-4 ACC, T-3<sup>RD</sup> (ATLANTIC))

Head Coach (Games 1-6) - Tommy Bowden (10th Season)

Head Coach (Game 7-13) - Dabo Swinney (1st Season)

Date	Site	W-L	Score	Opponent	AP Ranks	OFRD	OFRK
8-30	N1	L	10-34	*Alabama	9/24	12-2	#6/6
9-6	H	W	45-17	The Citadel	22 <sup>U</sup> /-	4-8	
9-13	H	W	27-9	*NC State	23 <sup>U</sup> /-	6-7	#
9-20	H	W	54-0	SC State	23/-	10-3	
9-27	H	L	17-20	*Maryland	20/-	8-5	#
10-9	A	L	7-12	*%Wake Forest	-2/1	8-5	#
10-18	H	L	17-21	*Georgia Tech		9-4	#22/22
11-1	A	W	27-21	*Boston College		9-5	
11-8	A	L	27-41	*Florida State	-2/4	9-4	#21/23
11-15	H	W	31-7	*Duke		4-8	
11-22	A	W	13-3	*Virginia		5-7	
11-29	H	W	31-14	\$%South Carolina		7-6	#
1-1	N2	L	21-26	Nebraska		9-4	#

N1 - Atlanta, Ga.; N2 - Jacksonville, Fla. (Gator Bowl)

## 2009 (9-5 OVERALL; 6-2 ACC, 1<sup>ST</sup> (ATLANTIC))

Ranked No. 24 by AP

Head Coach - Dabo Swinney (2nd Season, 1st Full Season)

Date	Site	W-L	Score	Opponent	AP Ranks	OFRD	OFRK
9-5	H	W	37-14	*%Middle Tennessee		10-3	#
9-10	A	L	27-30	*%Georgia Tech	-1/5	11-3	#13/13
9-19	H	W	25-7	*\$Boston College		8-5	
9-26	H	L	10-14	\$TCU	-1/5	12-1	#6/6
10-3	A	L	21-24	*Maryland		2-10	
10-17	H	W	38-3	*\$Wake Forest		5-7	
10-24	A	W	40-37	*Miami (Fla.) <sup>(OT)</sup>	-8	9-4	#19/19
10-31	H	W	49-3	\$Coastal Carolina		5-6	
11-7	H	W	40-24	*%Florida State		7-6	#
11-14	A	W	43-23	*NC State	24/-	5-7	

11-21	H	W	34-21	*Virginia	18/-	3-9	
11-28	A	L	17-34	South Carolina	15/-	7-6	#
12-5	N1	L	34-39	%Georgia Tech	25/12	11-3	#13/13
12-27	N2	W	21-13	%Kentucky		7-6	#

N1 - Tampa, Fla. (ACC Championship Game); N2 - Nashville, Tenn. (Music City Bowl)

## 2010 (6-7 OVERALL; 4-4 ACC, T-4<sup>TH</sup> (ATLANTIC))

Head Coach - Dabo Swinney (3rd Season, 2nd Full Season)

Date	Site	W-L	Score	Opponent	AP Ranks	OFRD	OFRK
9-4	H	W	35-10	North Texas		3-9	
9-11	H	W	58-21	Presbyterian College		2-9	
9-18	A	L	24-27	%Auburn <sup>(OT)</sup>	-1/6	14-0	#1/1
10-2	H	L	21-30	*Miami (Fla.)	-1/6	7-6	#
10-9	A	L	16-21	*North Carolina		8-5	#
10-16	H	W	31-7	*Maryland		9-4	#23/24
10-23	H	W	27-13	*Georgia Tech		6-7	#
10-30	A	L	10-16	*Boston College		7-6	#
11-6	H	W	14-13	*NC State	-2/3	9-4	#25/25
11-13	A	L	13-16	*%Florida State		10-4	#17/16
11-20	A	W	30-10	*Wake Forest		3-9	
11-27	H	L	7-29	%South Carolina	-1/8	9-5	#22/22
12-31	N1	L	26-31	South Florida		8-5	#

N1 - Charlotte, N.C. (Meineke Car Care Bowl)

## 2011 (10-4 OVERALL; 6-2 ACC, 1<sup>ST</sup> (ATLANTIC))

Ranked No. 22 by AP, No. 22 by USA Today

Head Coach - Dabo Swinney (4th Season, 3rd Full Season)

Date	Site	W-L	Score	Opponent	AP Ranks	OFRD	OFRK
9-3	H	W	43-19	Troy		3-9	
9-10	H	W	35-27	Wofford		8-4	
9-17	H	W	38-24	Auburn	-2/1	8-5	#
9-24	H	W	35-30	*Florida State	21/11	9-4	#23/23
10-1	A	W	23-3	*%Virginia Tech	13/11	11-3	#21/17
10-8	H	W	36-14	*Boston College	8/-	4-8	
10-15	A	W	56-45	*Maryland	8/-	2-10	
10-22	H	W	59-38	*North Carolina	8/-	7-6	#
10-29	A	L	17-31	*%Georgia Tech	6/-	8-5	#
11-12	H	W	31-28	*Wake Forest	9/-	6-7	#
11-19	A	L	13-37	*NC State	7/-	8-5	#
11-26	A	L	13-34	%South Carolina	18/14	11-2	#9/8
12-3	N1	W	38-10	%Virginia Tech	21/5	11-3	#21/17
1-4	N2	L	33-70	%West Virginia	14/23	10-3	#17/18

N1 - Charlotte, N.C. (ACC Championship Game); N2 - Miami Gardens, Fla. (Orange Bowl)

## 2012 (11-2 OVERALL; 7-1 ACC, T-1<sup>ST</sup> (ATLANTIC))

Ranked No. 9 by USA Today, No. 11 by AP

Head Coach - Dabo Swinney (5th Season, 4th Full Season)

Date	Site	W-L	Score	Opponent	AP Ranks	OFRD	OFRK
9-1	N1	W	26-19	%Auburn	14/25 <sup>U</sup>	3-9	
9-8	H	W	52-27	Ball State	12/-	9-4	#
9-15	H	W	41-7	Furman	11/-	3-8	
9-22	A	L	37-49	*%Florida State	10/4	12-2	#10/8
9-29	A	W	45-31	*Boston College	17/-	2-10	
10-6	H	W	47-31	*Georgia Tech	15/-	7-7	#
10-20	H	W	38-17	*Virginia Tech	14/-	7-6	#
10-25	A	W	42-13	*%Wake Forest	14/-	5-7	
11-3	A	W	56-20	*Duke	10/-	6-7	#
11-10	H	W	45-10	*Maryland	10/-	4-8	
11-17	H	W	62-48	*NC State	11/-	7-6	#
11-24	H	L	17-27	%South Carolina	12/13	11-2	#8/7
12-31	N2	W	25-24	%Louisiana State	14/9	10-3	#14/12

N1 - Atlanta, Ga.; N2 - Atlanta, Ga. (Chick-fil-A Bowl)

## 2013 (11-2 OVERALL; 7-1 ACC, 2<sup>ND</sup> (ATLANTIC))

Ranked No. 7 by USA Today, No. 8 by AP

Head Coach - Dabo Swinney (6th Season, 5th Full Season)

Date	Site	W-L	Score	Opponent	AP Ranks	OFRD	OFRK
8-31	H	W	38-35	%Georgia	8/5	8-5	#
9-7	H	W	52-13	SC State	4/-	8-4	
9-19	A	W	26-14	*%NC State	3/-	3-9	
9-28	H	W	56-7	*Wake Forest	3/-	4-8	
10-5	A	W	49-14	*Syracuse	3/-	7-6	#
10-12	H	W	24-14	*Boston College	3/-	7-6	#
10-19	H	L	14-51	*%Florida State	3/5	14-0	#1/1
10-26	A	W	40-27	*Maryland	9/-	7-6	#
11-2	A	W	59-10	*Virginia	9/-	2-10	
11-14	H	W	55-31	*%Georgia Tech	8/-	7-6	#
11-23	H	W	52-6	The Citadel	7/-	5-7	
11-30	A	L	17-31	%South Carolina	6/10	11-2	#4/4
1-3	N1	W	40-35	%Ohio State	12/7	12-2	#12/10

N1 - Miami Gardens, Fla. (Orange Bowl)

## 2014 (10-3 OVERALL; 6-2 ACC, 2<sup>ND</sup> (ATLANTIC))

Ranked No. 15 by USA Today, No. 15 by AP

Head Coach - Dabo Swinney (7th Season, 6th Full Season)

Date	Site	W-L	Score	Opponent	AP Ranks	OFRD	OFRK
8-30	A	L	21-45	Georgia	16/12	10-3	#9/9
9-6	H	W	73-7	SC State	23/-	8-4	

9-20	A	L	17-23	*%Florida State <sup>(OT)</sup>	22/1	13-1	#5/6
9-27	H	W	50-35	*%North Carolina		6-7	#
10-4	H	W	41-0	*NC State		8-5	#
10-11	H	W	23-17	*Louisville		9-4	#24/24
10-18	A	W	17-13	*Boston College	24/-	7-6	#
10-25	H	W	16-6	*%Syracuse	21/-	3-9	
11-6	A	W	34-20	*%Wake Forest	19/-	3-9	
11-15	A	L	6-28	*Georgia Tech	18/24	11-3	#8/7
11-22	H	W	28-0	Georgia State		1-11	
11-29	H	W	35-17	South Carolina	23/-	7-6	#
12-29	N1	W	40-6	%Oklahoma	18/-	8-5	#

N1 - Orlando, Fla. (Russell Athletic Bowl)

## 2015 (14-1 OVERALL; 8-0 ACC, 1<sup>ST</sup> (ATLANTIC))

National Finalist

Ranked No. 2 by AP, No. 2 by USA Today

Head Coach - Dabo Swinney (8th Season, 7th Full Season)

Date	Site	W-L	Score	Opponent	AP Ranks	OFRD	OFRK
9-5	H	W	49-10	Wofford	12/-	5-6	
9-12	H	W	41-10	Appalachian State	12/-	11-2	#
9-17	A	W	20-17	*%Louisville	11/-	8-5	#
10-3	H	W	24-22	*\$Notre Dame	11/6	10-3	#11/12
10-10	H	W	43-24	*Georgia Tech	6/-	3-9	
10-17	H	W	34-17	*Boston College	5/-	3-9	
10-24	A	W	58-0	*Miami (Fla.)	6/-	8-5	#
10-31	A	W	56-41	*NC State	3/-	7-6	#
11-7	H	W	23-13	*Florida State	3/17	10-3	#14/14
11-14	A	W	37-27	*Syracuse	1/-	4-8	
11-21	H	W	33-13	*Wake Forest	1/-	3-9	
11-28	A	W	37-32	South Carolina	1/-	3-9	
12-5	N1	W	45-37	%North Carolina	1/8	11-3	#15/15
12-31	N2	W	37-17	%Oklahoma	1/4	11-2	#5/5
1-11	N3	L	40-45	%Alabama	1/2	14-1	#1/1

N1 - Charlotte, N.C. (ACC Championship Game); N2 - Miami Gardens, Fla. (Orange Bowl); N3 - Glendale, Ariz. (CFP National Championship Game)

## 2016 (14-1 OVERALL; 7-1 ACC, 1<sup>ST</sup> (ATLANTIC))

National Champion

Ranked No. 1 by AP, No. 1 by USA Today

Head Coach - Dabo Swinney (9th Season, 8th Full Season)

Date	Site	W-L	Score	Opponent	AP Ranks	OFRD	OFRK
9-3	A	W	19-13	%Auburn	2/-	8-5	#24/22
9-10	H	W	30-24	Troy	2/-	10-3	#
9-17	H	W	59-0	SC State	5/-	5-6	
9-22	A	W	26-7	*%Georgia Tech	5/-	9-4	#
10-1	H	W	42-36	*%Louisville	5/3	9-4	#21/20
10-7	A	W	56-10	*%Boston College	3/-	7-6	#
10-15	H	W	24-17	*NC State	3/-	7-6	#
10-29	A	W	37-34	*%Florida State	3/12	10-3	#8/8
11-5	H	W	54-0	*Syracuse	3/-	4-8	
11-12	H	L	42-43	*Pittsburgh	3/-	8-5	#
11-19	A	W	35-13	*%Wake Forest	5/-	7-6	#
11-26	H	W	56-7	*%South Carolina	4/-	6-7	#
12-3	N1	W	42-35	%Virginia Tech	3/19	10-4	#16/16
12-31	N2	W	31-0	%Ohio State	3/2	11-2	#6/6
1-9	N3	W	35-31	%Alabama	3/1	14-1	#2/2
N1 - Orlando, Fla. (ACC Championship Game); N2 - Glendale, Ariz. (Fiesta Bowl); N3 - Tampa, Fla. (CFP National Championship Game)							



**STEPHONE ANTHONY**  
New Orleans Saints

**ANDRE BRANCH**  
Miami Dolphins

**GRADY JARRETT**  
Atlanta Falcons

**MARCUS GILCHRIST**  
New York Jets

**DWAYNE ALLEN**  
Indianapolis Colts

**SAMMY WATKINS**  
Buffalo Bills

**CHANDLER CATANZARO**  
Arizona Cardinals

**C.J. SPILLER**  
Seattle Seahawks

**NFL** **2016 CLEMSON** **2016 INFLUENCE**

**BYRON MAXWELL**  
Miami Dolphins

**SHAQ LAWSON**  
Buffalo Bills

**DEANDRE HOPKINS**  
Houston Texans

**BRADLEY PINION**  
San Francisco 49ers

**CHRIS HAIRSTON**  
San Diego Chargers

**BASHAUD BREELAND**  
Washington Redskins

**VIC BEASLEY**  
Atlanta Falcons



2017

# CLEMSON

SCHEDULE



9.2  
KENT STATE



9.9  
AUBURN



9.16  
at Louisville\*



9.23  
BOSTON COLLEGE\*



9.30  
at Virginia Tech\*



10.7  
WAKE FOREST\*



10.13  
at Syracuse\*



10.28  
GEORGIA TECH\*



11.4  
at NC State\*



11.11  
FLORIDA STATE\*



11.18  
THE CITADEL



11.25  
at South Carolina

\* - ACC regular-season game; Home games in BOLD CAPS



DORIAN O'DANIEL  
Linebacker

DEON CAIN  
Wide Receiver

HUNTER RENFROW  
Wide Receiver

RYAN CARTER  
Defensive Back

CLELIN FERRELL  
Defensive End

KENDALL JOSEPH  
Linebacker