



# **2017 Arizona Football History & Records**



## Arizona's All-Americans

1947	Fred W. Enke, Back (3rd – AP)
1951	Jim Donarski, G (2nd – AP)
1955	Art Luppino, Back (2nd – Williamson)
1961	Eddie Wilson, QB (3rd – AP)
1968	Tom Nelson, T (3rd – AP)
1971	Mark Arneson, LB (1st – Sporting News)
1972	Jackie Wallace, DB (1st – UPI/ TSN; 3rd – AP)
1973	Jim O'Connor, OT (3rd – AP/FN)
1975	Theopolis "T" Bell, WR (1st – NEA); Mike Dawson, DT (2nd – AP)
1976	Keith Hartwig, WR (3rd – FN)
1979	Cleveland Crosby, DT (3rd – AP/UPI)
1982	Ricky Hunley, ILB (Consensus 1st; 1st – AP/Kodak; 2nd – FN)
1983	Ricky Hunley, ILB (Unanimous – 1st: AP/Kodak, UPI, FWAA)
1984	LaMonte Hunley, ILB (3rd – FN)
1985	Allan Durden, S (1st – UPI, NEA, Walter Camp, FN); Max Zendejas, PK (2nd – Sporting News; 3rd – FN)
1986	Byron Evans, ILB (2nd – AP, FN); Joe Tofflemire, C (2nd – FN); Chuck Cecil, S (2nd – Sporting News; 3rd – FN)
1987	Chuck Cecil, S (Consensus 1st: Kodak, FN, UPI, Walter Camp); Joe Tofflemire, C (2nd – FN)
1988	Joe Tofflemire, C (1st – FN)
1989	Glenn Parker, OL (2nd – FN); Chris Singleton, OLB (2nd – Sporting News)
1990	Darryll Lewis, CB (Unanimous 1st: AP, UPI, FWAA, Walter Camp, Kodak)
1992	Rob Waldrop, NG (Consensus 1st: AP, UPI, FWAA; 2nd – FN); Josh Miller, P (1st – FWAA, Sporting News)
1993	Rob Waldrop, DT (Unanimous 1st); Tedy Bruschi, DE (2nd – AP); Sean Harris, ILB (3rd – AP)
1994	Tedy Bruschi, DE (Consensus 1st); Steve McLaughlin, PK (Consensus 1st); Tony Bouie, FS (Consensus 1st)
1995	Tedy Bruschi, DE (Unanimous 1st)
1997	Chris McAlister, CB (3rd – Sporting News)
1998	Chris McAlister, CB (Unanimous 1st: FWAA, AFCA, Walter Camp, AP, FN, Sporting News); Yusuf Scott, OG (2nd – FN, 3rd – AP); Trung Canidate, RB (3rd – AP); Keoni Fraser, DL (Freshman – Sporting News); Makoa Freitas, OG (Freshman – Sporting News)
1999	Dennis Northcutt, KR (Consensus 1st: AP, FWAA, WR AFCA; 2nd – Sport. News; 3rd – FN); Trung Canidate, RB (3rd – AP, FN; 2nd – CBS/Sports Line, ABC/BCS)
2000	Clarence Farmer, RB (Freshman – Sporting News, Rivals.com); Michael Jolivet, CB (Freshman – Sporting News); Reggie Sampay, C/G (Freshman 3rd – Sporting News; Freshman – Rivals.com)
2002	Bobby Wade, WR (2nd – Sporting News)
2004	Antoine Cason, CB (Freshman – Sporting News, FWAA, Rivals.com); Peter Graniello, OL (Freshman 2nd – Sporting News, Rivals.com)
2005	Danny Baugher, P (1st – Pro Football Weekly; 3rd – AP); Mike Thomas, WR (Freshman 2nd – Sporting News); Johnathan Turner, DE (Freshman 3rd – Sporting News); Willie Tuitama, QB (Freshman HM – Sporting News); Ronnie Palmer, LB (Freshman HM – Sporting News)
2006	Antoine Cason, CB (2nd – SI.com/Rivals.com); Nick Folk, P (3rd – Rivals.com) Eben Britton, OT (Freshman 2nd – Sporting News; 2nd – Rivals.com)
2007	Antoine Cason, CB (Consensus 1st: Walter Camp, AP, Sporting News; 1st – CBS Sports, ESPN.com, Rivals.com, SI.com, CollegeFootballNews); Spencer Larsen, LB (2nd – Rivals.com; 3rd – CollegeFootballNews.com); Mike Thomas, WR (3rd – CFN.com); Rob Gronkowski, TE (Freshman – Sporting News, Rivals.com, CollegeFootballNews.com); Colin Baxter, OL (3rd – CollegeFootballNews.com; HM – Sporting News) Keenyn Crier, P (Freshman 1st – FWAA; Freshman 2nd – Sporting News, Rivals.com; 1st – CollegeFootballNews.com); Nic Grigsby, RB (HM – Sporting News, CollegeFootballNews.com)
2008	Rob Gronkowski, TE (3rd – AP; HM – Pro Football Weekly) Keola Antolin, RB (Freshman HM – CollegeFootballNews.com)
2009	Trevin Wade, CB (3rd – CollegeFootballNews.com)
2010	Juron Criner, WR (2nd – SI.com, CBSSports.com; 3rd – Rivals.com) Colin Baxter, C (2nd – Rivals.com); Justin Washington, DT (Freshman – Sporting News; 1st – CollegeFootballNews.com; 2nd – Phil Steele)
2011	Tra'Mayne Bondurant, S (2nd – Phil Steele Freshman) Fabbians Ebbele, OT (1st – Sporting News Freshman)
2012	Ka'Deem Carey, RB (Consensus 1st: Walter Camp, Associated Press, AFCA, Sporting News; 1st – CBSSports.com, Scout.com/FoxSportsNet.com, Athlon Sports, Lindy's Sports, Sports Illustrated, 2nd – Phil Steele); Austin Hill, WR (Phil Steele – 4th)
2013	Ka'Deem Carey, RB (Consensus 1st: Walter Camp, Associated Press, AFCA, FWAA; 1st – ESPN.com, Athlon, USA Today, SB Nation, Lindy's, SI.com, CBSSports.com, FoxSports.com); Nate Phillips, WR (FWAA Freshman) Scooby Wright III, LB (Freshman – 247Sports.com, Freshman 2nd – Athlon Sports)
2014	Jacob Alsadek, OL (Freshman – USA Today); Drew Riggleman, P (HM – SI.com) Scooby Wright III, LB (Unanimous 1st; 1st – Phil Steele, Athlon Sports, SI.com, USA Today/SB Nation, Scout.com)

## Arizona's Academic All-Americans

1968	Mike Moody, G
1975	Jon Abbott, DT
1976	Jon Abbott, DT
1977	Jon Abbott, DT Doug Henderson, DB (2nd)
1978	Jeff Whitton, MG (2nd)
1979	Jeff Whitton, MG (1st)
1982	Ivan Lesnik, DL (2nd)
1983	Ivan Lesnik, DL (2nd)
1985	Chuck Cecil, DB (2nd)
1986	Chuck Cecil, DB (1st)
1987	Chuck Cecil, DB (1st)
1996	Wayne Wyatt, C (1st)
2012	John Bonano (2nd)

## Scholar-Athlete Awards

### 2012 Pac-12 Football Scholar-Athlete - John Bonano

John Bonano earned NCAA and Pac-12 Postgraduate Scholarships, the Pac-12 Tom Hansen Medal. He was named a 2012 CoSIDA Second-Team Academic All-American, the 2012 Pac-12 Football Scholar-Athlete of the Year, was a three-time Pac-12 All-Academic honoree.

In 2012, Bonano ranked fifth in the Pac-12 in scoring and No. 1 among kickers with 7.8 points per game. In his final campaign, he was 58-of-59 in PATs and 14-of-20 in field goals. He also ran in for a two-point conversion against ASU. Bonano's PAT with 0:19 to play in the Gilman New Mexico Bowl gave the Wildcats the go-ahead score to win the game, 49-48. He owns the school record for consecutive PAT kicks made with 73.

Additionally, Bonano earned a 2013 Pillar of Excellence Award, given out by Arizona's Honors College to distinguished graduating seniors. On March 3, Bonano was honored by the Southern Arizona Chapter of the National Football Foundation as a 2013 Scholar-Athlete. He earned his degree in physiology in December 2012.

### 2007 ToyoTires Pac-10 Scholar-Athlete - Spencer Larsen

A two-time first-team Academic All-Pac-10 selection, Arizona linebacker Spencer Larsen became the first league football player named in the initial group of student-athletes to receive the conference's new Scholar-Athlete Award. Larsen's 3.70 grade point average in regional development, his first-team All-Pac-10 playing honor and his exemplary citizenship and scholastic standing helped him earn the award. He led the Pac-10 with 131 tackles his senior year, led Arizona with 15.5 tackles for loss, was in on seven fumble plays (4 FR and 3 FF) and knocked down five passes. He finished his career with a total of 312 tackles. He was a 2007 finalist for the Wuerffel Trophy awarded annually to a top citizen-athlete among national collegiate football players, and an All-America selection by rivals.com (2nd team) and cfn.com (3rd).

### 2003 Woody Hayes Scholar-Athlete - Jason Johnson

University of Arizona senior quarterback Jason Johnson won the 2003 Woody Hayes National Scholar-Athlete Award in January 2003, honoring an exemplary year as the outstanding man in Division I athletics.

Johnson, who made outstanding appearances in both the East-West Shrine Game and Hula Bowl, earned Academic All-Pac-10 first-team quarterback honors for the second consecutive year, was a Verizon District VIII first-team Academic pick, won a berth on the American Football Coaches "Good Works Team" and completed his final year at Arizona with more than a dozen single-season, career or UA top-10 marks in passing and total offense. He was named the team's Most Valuable Offensive Player for 2002 and elected a co-captain by his teammates. He was a Canadian Football League quarterback and Grey Cup Champion for Edmonton after his graduation.

Johnson completed his undergraduate studies in 2001 with a 3.79 grade point average in business management, then was a honors graduate student in religious studies his final two semesters. Among his community activities were the Fellowship for Christian Athletes, Drug Free School Program, youth basketball coaching, Adopt a Family, Race for a Cure Cancer Walk and numerous youth-oriented speaking engagements.

### 1996 Football Foundation Scholar-Athlete - Wayne Wyatt

A two-year starting center on the Wildcat football teams of 1995-96 and eventually one of three team captains, Wayne Wyatt earned respectable numbers on the field. But his numbers off the field captured national attention — namely his 3.941 grade point average. He was selected as one of the 16 National Football Foundation and College Hall of Fame National Scholar-Athletes in 1996, with an \$18,000 scholarship for post-graduate studies, which he used for dental school. Wyatt was named to the 1996 GTE Academic All-America football first team by the College Sports Information Directors of America, Arizona's fifth player to earn first-team scholastic honors.

Wyatt earned Pacific-10 All-Academic and GTE All-District 8 honors. He was honored as one of the UA's distinguished scholar-athletes, named every semester to the Dean's List and earned Phi Beta Kappa honors as well. He received a bachelor's degree in philosophy in August 1995 and a master's degree in business administration in May 1997.

## National Player of the Year Awards

### 1990 Jim Thorpe Award - Darryll Lewis

Arizona defensive back Darryll Lewis won the 1990 Jim Thorpe Award as the country's top defensive back. Lewis, who was inducted into Arizona's Sports Hall of Fame in 1995, finished his career with 14 interceptions, played in the Hula Bowl, was a third-round NFL pick and is a regular NFL starter. He was the 1990 Pac-10 Defensive Player of the Year.

Lewis was a game-turning defensive back; such as the time his interception return of 70 yards for a score helped UA beat UCLA. Or his goal-line stop of scrambling Oregon quarterback Bill Musgrave at the goal line to preserve another victory. Those were huge plays by a big-time player, but a few of many he provided as a four-year letterman from 1987-1990.

### 1993 Outland Trophy - Rob Waldrop

Wildcat defensive tackle Rob Waldrop capped a tremendous career as the winner of the Outland Trophy for the nation's top interior lineman in 1993.

Opponents double- and triple-teamed him at times in an effort to contain his pass rush and run-stopping techniques. Among his 53 tackles that year were 14 for losses, including eight sacks — a remarkable feat for an interior lineman. In his final two seasons, he had 18 sacks and spearheaded the play, which spawned the Wildcats' "Desert Swarm" nickname. He also won the Football Writer's inaugural Defensive Player of the Year Award, now called the Bronko Nagurski Award. He was named UPI Lineman of the Year as well.

In a superior effort at the 1994 Fiesta Bowl, Waldrop helped pin Miami with its back to the goal and came up with another sack, helping Arizona beat Miami, 29-0.

### 1994 Lou Groza Award - Steve McLaughlin

Arizona's Steve McLaughlin topped a remarkable four-year career in 1994 by winning the Lou Groza Collegiate Place Kicker Award as the nation's best — the player you want to kick one in the clutch. He certainly did in 1994, earning consensus first-team All-America honors.

He made 80 percent of his kicks during the season, including an amazing 12-of-16 from beyond 40 yards and 3-of-5 from beyond 50 yards. Subtracting a couple of monster tries at the end of periods, he was 23-of-27 from 57 yards and in. He led the Pac-10 in scoring with 95 points in 1994 and was first in the league and second nationally with 2.1 field goals per game. He kicked a career-best 54-yard field goal against California to earn an AT&T Long Distance Award for the longest kick of the week. He made all 26 of his point-after kicks. He was an accomplished pooch punter from field goal formation and kicked off his final two years as well.

He finished his career with 57 field goals in 81 tries and made 112-of-119 PATs for 283 points, third on the UA's all-time scoring list.

McLaughlin acquired the 'let-me-kick-it' attitude that is so critical to the trade. He had some misses that might have turned games but kept his confidence growing. One big day for McLaughlin came when his three field goals helped beat No. 1 Washington in 1992.

### 1998 Mosi Tatupu Award - Chris McAlister

Arizona cornerback Chris McAlister capped an outstanding three-year Wildcat career by winning the 1998 Mosi Tatupu Special Teams Player of the Year Award as the nation's top player in the kicking game.

McAlister, a unanimous All-America pick and finalist for the Jim Thorpe Award honoring the best collegiate defensive back that year as well, was involved in Arizona's special teams from both sides of the kick.

In 1998, he set the tone for the Cats' big-play 12-1 season by returning the opening kickoff 100 yards for a touchdown at Hawai'i on the first play of the year, tying his own school record set in 1996 against UCLA. He blocked punts in each of the final two regular-season games of the year and had a third deflected punt. He returned a punt 69 yards for a score against Northeast Louisiana and returned an interception 60 yards for a score against Washington State to become only the seventh player in NCAA history to have scored on kickoff, punt and interception returns in a single season.

He was a defensive player who averaged 38 yards per game in all-purpose yardage: eight kickoff returns for a 29.5 mark, five punt returns for a 20.8 mark and five interception returns for a 12.8 figure. What it meant to the Cats for three years was like having a 12th player on the field each time McAlister took his place somewhere among the action. His 18 career interceptions placed him No. 3 on UA's all-time chart, but his special teams' play was unmatched.

### 2007 Jim Thorpe Award - Antoine Cason

Arizona cornerback Antoine Cason became UA's second Jim Thorpe Award winner and the latest Wildcat consensus All-American since 1999 with his superlative senior season in 2007. Among his highlight-reel plays in 2007 were interception returns of 42 yards for a score against Oregon, a 56-yard punt return for a score against the Ducks and a 60-yard interception return for a score against Oregon State. He had three other interceptions on the year to give him a career total of 15, fourth best in school history. His 165 yard on INT returns was just shy of the school record 191 yards set by Thorpe Award winner Darryll Lewis in 1990.

Cason was a two-time first-team All-Pac-10 selection. In 2007 he was named first-team All-America by Walter Camp, the Associated Press, The Sporting News, CBS Sports, ESPN.com, SI.com, Rivals.com and cfn.com. His electrifying play was no more special than his off-the-field comportment as a UA team spokesman and leader throughout his career. His 'Cason Cares' charity drive for cancer research in 2007 typified his renaissance leadership. He was Arizona's Ruby Award winner as the top male student-athlete for the 2007-08 school year. But his senior year's action on the field was special. He finished with 71 tackles, five interception, 14 passes defended, two forced fumbles, a sack and four tackles for loss. His four returns for scores (2 INT, 2 PR) set a UA standard.

### 2014 Chuck Bednarik Award, Rotatory Lombardi Award, Bronko Nagurski Trophy - Scooby Wright III

Sophomore linebacker Scooby Wright III swept the national defensive player of the year awards in 2014. Also Arizona's sixth unanimous All-American, he was named the Pac-12 Pat Tillman Defensive Player of the Year and the CBSSports.com, Scout.com and SB National National Defensive Player of the Year. A three-time Pac-12 Player of the Week, Wright was also the lone defensive player named Walter Camp Player of the Year Finalist.

He turned in one of the most prolific defensive seasons in NCAA history. He ranked in the top five among FBS players for total tackles (163), tackles for loss (29.0), sacks (14.0) and forced fumbles (6). He set career game-high 19 tackles at UCLA, 5.0 TFL vs. ASU and three forced fumbles at Washington State.

Wright was instrumental in Arizona's 10-win season and bids to the Pac-12 Championship and VIZIO Fiesta Bowl Games.



## Wildcats in the National Football Foundation College Hall of Fame

### **Coach Warren Woodson - 1989 Inductee**

Arizona's head coach from 1952-56, Warren Woodson was inducted to the College Football Hall of Fame in 1989. He served as Art Luppino's head coach during his NCAA-leading rushing seasons in 1954 and 1955. During his career, he coached six NCAA rushing leaders. He led the Wildcats to a 26-22-3 record during his four seasons in Tucson.

### **Linebacker Ricky Hunley - 1998 Inductee**

One of many defensive stars at Arizona over the years, All-America linebacker Ricky Hunley was a hugely physical presence in the early 1980s and became the first Wildcat elected to the College Football Hall of Fame, with induction in 1998. He turned down a Pittsburgh Pirates baseball offer to play football at Arizona. From 1980 to 1983, Hunley was in on an amazing 566 tackles and was a consensus first-team All-American in both 1982 and 1983. He was a three-time All-Pacific-10 Conference selection and was the 1983 Pac-10 Co-Defensive Player of the Year. A team captain in 1983, he also earned Arizona's Most Valuable Player honor in helping lead the Wildcats to a 7-3-1 record. For several seasons, he played alongside his younger brother, LaMonte, also a Wildcat linebacker. Hunley led the Wildcats in unassisted tackles every year from 1981-83 with totals of 74, 100 and 99, respectively. He also set a school record recovering five fumbles in 1983. Now a professional coach, Hunley played in the NFL for seven years and participated in Super Bowls XXI and XXII as a Denver Bronco. He has coached at Southern California and Missouri and served on the Board of Directors for the Black Coaches Association and the Minority Issues Committee of the AFCA.

### **Coach Jim Young - 1999 Inductee**

Former University of Arizona coach Jim Young joined several other coaches — Don Coryell and Jerry Claiborne — and the likes of Herschel Walker, Billy Kilmer, John Hannah, Ross Browner and several other storied players in the 1999 class of inductees into the National Football Foundation College Hall of Fame. Young, retired in Tucson, had three successful head coaching stints, including his first at Arizona from 1973 to 1976, at Purdue from 1977 to 1981 and a tour of duty at Army from 1983 to 1990. Overall, he won more than 60 percent of his games, at 120-71-2, turning around programs at each stop. At UA, he was 31-13 and posted two 9-2 seasons in 1974 and 1975, among UA's best ever. His 1973 Arizona club finished 8-3 and tied for UA's first conference title in 40 years. At Purdue, he was 38-19-1 with three bowl victories. Coaching the Cadets, he was 51-39-1 with a 2-1 bowl record. Young, who holds bachelor's and master's degrees from Bowling Green, employed passing attacks at Arizona and Purdue and installed the wish-bone at Army to reach national rushing prominence. Young completed his football career as an offensive assistant on Dick Tomey's 1992-94 Arizona staffs after Tomey talked him into delaying his retirement.

### **Coach Darrell Mudra - 2000 Inductee**

Darrell Mudra retired from collegiate football in 1988 bringing an end to a Hall of Fame career, which boasts a 200-81-4 record and two national championships. He started his collegiate head-coaching career at Adams State in 1959 and led the team to the 1962 Mineral Bowl, where they defeated Northern Illinois 23-20. In 1963 he became the head coach at North Dakota State where he successfully turned the program around from a 0-10 record the year before, to a 1964 Mineral Bowl victory. In 1965 he won his first national championship defeating Grambling 20-7 in the Pecan Bowl. He then coached the University of Arizona for two seasons and led them to the 1968 Sun Bowl. After a successful stint at Western Illinois, Mudra coached Florida State for two years before going to Eastern Illinois where he won the Division II National Championship. During Coach Mudra's tenure at Northern Iowa, he led the team to the I-AA semifinals in 1985 and 1987. The Panthers were ranked fourth nationally at the end of the 1987 season and lost to the eventual national champion Northeast Louisiana 44-41 in overtime. He was named Kodak Region 4 Coach of the Year in 1985 while at UNI. Mudra was nicknamed "Dr. Victory" because of his success at each level, but always shied away from all of the accolades, preferring to let his assistants and players take the credit.

### **Safety Chuck Cecil - 2009 Inductee**

A two-time First Team Academic All-America selection (1986-87), Cecil starred for Arizona from 1984 to 1987, first under the late Larry Smith and then under former head coach Dick Tomey for his final year. He began as a recruited walk-on and finished his UA career as one of the Pac-10's noted and fearless safeties. A consensus All-American in 1987, Cecil was the Aloha Bowl MVP and a two-time first-team all-conference selection, plus earned second-team honors as a sophomore. He was named Pac-10 Defensive Player of the Year in 1987 and Pac-10 Player of the Week on three occasions. A three-time Pac-10 All-Academic selection, he culminated his education as a recipient of the NCAA Top VI Award, one of the nation's top scholar-athlete citations. He was named Arizona's male winner of the the Pac-10 Conference Medal.

He holds the Arizona career record with 21 interceptions and among those returned one 100 yards for a touchdown against Arizona State in 1986, one of the most electrifying moments in UA football history. Drafted in the fourth round of the 1988 draft by the Green Bay Packers, Cecil spent seven seasons in the NFL and is currently defensive coordinator for the Tennessee Titans. Cecil has served as co-chair of the University of Arizona Medical Center Foundation campaign for UMC Trauma Center.

### **Defensive Tackle Rob Waldrop - 2011 Inductee**

A two-time consensus All-American during his junior and senior seasons, Waldrop was the Pac-10 Defensive Player of the Year in 1993, received the Outland Trophy honoring the country's top interior lineman, was voted the Top Defensive Player of the Year by the Football Writers of America (now called the Bronko Nagurski award), and was one of four finalists for the Lombardi Trophy honoring the outstanding lineman of the year.

In 1992 he was voted by opposing linemen as the Pac-10's defensive winner of the Morris Award. He earned first-team All-Pacific-10 Conference honors in 1992 and 1993 and was Pac-10 Defensive Player of the Week against Miami in 1992 and versus USC in 1993. He was named defensive MVP of the 1992 Sun Bowl. He earned Playboy Pigskin Preview All-America honors in 1993. During his senior season, Waldrop recorded 53 total tackles, 14 for losses, including eight sacks -- a remarkable feat for an interior lineman. His play, which helped spawn the Wildcats' "Desert Swarm" nickname, was evident in the 1994 Fiesta Bowl when he helped guide Arizona to a shutout, 29-0 victory. He spear-headed an effort which helped the Wildcats lead the nation and set a Pac-10 record with 33 rushing yards allowed per game in 1993, when Arizona led the nation in total defense. He finished his Arizona career with an amazing 164 tackles for an interior lineman, with 44 tackles for loss and 22.5 sacks, which rate fifth in UA's history. Waldrop was drafted in '94 by the NFL's Kansas City Chiefs, played two seasons and later went on to a 1996 stint with the Toronto Argonauts of the CFL.

### **Defensive Tackle Tedy Bruschi - 2013 Inductee**

With Bruschi as a key component, Arizona's Desert Swarm defense led the nation in scoring defense in 1992. In 1993, Desert Swarm led the nation in rushing defense and defined a squad that achieved UA's first 10-victory season, defeating Miami, 29-0, in the Fiesta Bowl. Bruschi was named Fiesta Bowl MVP.

Bruschi (1991-95) ended his career with 52 sacks, tied for the most in NCAA history. He was a consensus All-American in 1994 and a unanimous All-American in 1995.

Bruschi's celebrated senior season included the 1995 Pac-10 Defensive Player of the Year honors and winning the Morris Trophy as the league's best defensive lineman. He was a two-time finalist for the Lombardi Award and graduated with 74 tackles for loss, which ranked sixth in FBS history. Bruschi was named all-conference three times and he led the Wildcats to three bowl berths under head coach Dick Tomey.

The San Francisco native was a third-round selection by the New England Patriots in the 1996 NFL Draft. Bruschi enjoyed a 13-year career, winning three Super Bowls with the franchise. The Pro Bowler was named the Associated Press' Comeback Player of the Year in 2005 following a stroke.



# Honors & Awards

## National Honors & Awards

### All-American Football Johnny Vaught Head Coach Lifetime Achievement Award

1997 Jim Young (HC1973-76, assist. 1992-94)

### Biletnikoff Award

2012 Austin Hill, WR, semifinalist

### Chuck Bednarik Award

2007 Antoine Cason, CB, semifinalist

### Doak Walker Award

2013 Ka'Deem Carey, RB, finalist

### Football News Coach of the Year

1998 Dick Tomey, finalist

### Frank Broyles Award (Top Assistant Coach)

1997 Homer Smith, OC, finalist

1998 Rich Ellerson, DC, finalist

### FWAA Coach of the Year

1998 Dick Tomey, finalist

### George Munger Award - Coach of Year

2009 Mike Stoops, semifinalist

### Jim Thorpe Award

1986-87 Chuck Cecil, S, semifinalist

1998 Chris McAlister, CB, finalist

2005 Darrell Brooks, FS, semifinalist

2006 Antoine Cason, CB, semifinalist

### Lou Groza Award

2009 Jason Bondzio, semifinalist

### Ray Guy Award

2005 Danny Baugher, P, finalist

### Rimington Trophy

2010 Colin Baxter, C, semifinalist

### Ronnie Lott Trophy

2007 Antoine Cason, CB, semifinalist

### Senior CLASS Award

2012 Kyle Quinn, C, semifinalist

### Strength Coach of the Year - FootballScoop.com

2009 Corey Edmond, semifinalist

### RB Coach of the Year - FootballScoop.com

2012 Calvin Magee

### Walter Camp Alumni Award

2010 Tedy Bruschi

### Walter Camp Player of the Year

2014 Scooby Wright III, LB, finalist

### Wuerffel Trophy

2007 Spencer Larsen, LB, semifinalist

### NFF Hampshire Honor Society

2015 Jared Tevis, S

Blair Tushaus, TE

2014 Brian Chacon, LS

Jake Fischer, LB

Tevin Hood, DL

2013 Trace Biskin, OL

John Bonano, K

2012 Paul Vassallo, LB

2009 Jason Bondzio, PK

2008 Spencer Larsen, LB

### NFF HOF Campbell Trophy/Scholar-Athlete Award

2001 Eli Wnek, DE, finalist

2014 Jared Tevis, S, semifinalist

### NFF So. Arizona Chapter - Ricky Hunley Award

2009 James Tretheway, OT

2010 Corey Hall, S

2011 Anthony Wilcox, S

2012 David Roberts, WR

### NCAA Top Six

1987 Chuck Cecil, S

### NCAA Postgraduate Scholarship

1978 Jon Abbott

1979 Jeff Whitton

1987 Chuck Cecil

2012 John Bonano

### National Academic Momentum Award

2009 Earl Mitchell, West region winner

2010 Jovon Hayes, West region winner

### Swede Nelson National Sportsmanship Award

1954 Art Luppino

### AFCA Good Works Team

2000 Chris Palic, P

2001 Eli Wnek, DE

2002 Jason Johnson, QB

### Jewish Sports Hall of Fame

2002 Josh Miller, P, 1990-92

### Virginia Sports Hall of Fame

2007 Ricky Hunley, LB, 1980-83

## CoSIDA Academic All-District VIII

1996 Wayne Wyatt, C

2001 Eli Wnek, DE

Jason Johnson, QB (2nd)

2002 Jason Johnson, QB

2006 Spencer Larsen, LB

2011 Paul Vassallo, LB

2012 John Bonano, K

Jake Fischer, LB

2013 Jake Fischer, LB

Tevin Hood, DL

## Pac-10/12 Conference

### Pac-10/12 Player of Year

1983 Ricky Hunley, LB (def.)

1986 Byron Evans, LB (def.)

1987 Chuck Cecil, FS (def.)

1988 Dana Wells, NG (def.)

1990 Darryll Lewis, CB (def.)

1993 Rob Waldrop, DT (def.)

1995 Tedy Bruschi, DE (def.)

2005 Mike Thomas, WR (frosch)

2013 Ka'Deem Carey, RB (off.)

2015 Scooby Wright III, LB (def.)

### Pac-10/12 Coach of Year

1992 Dick Tomey

2014 Rich Rodriguez

### Pac-10/12 Morris Trophy

1987 Dana Wells, NG

1988 Joe Tofflemire, C

Dana Wells, NG

1992 Rob Waldrop, NG

1995 Tedy Bruschi, DE

1998 Yusuf Scott, OG

### All-Pac-10/12 Conference First-Team Honors

1978 Ron Beyer, TE

1979 Cleveland Crosby, DT

1980 Dave Liggins, DB

1981 Ricky Hunley, LB

1982 Ricky Hunley, LB

Vance Johnson, RB

Jeff Kiewel, OG

Al Gross, DB

1983 Ricky Hunley, LB

Randy Robbins, CB

Brad Anderson, WR

1984 David Wood, DT

LaMonte Hunley, LB

Allan Durden, FS

1985 Allan Durden, FS

Byron Evans, LB

1986 Byron Evans, LB

Chuck Cecil, SS

Joe Tofflemire, C

David Adams, RB

1987 Chuck Cecil, FS

Joe Tofflemire, C

Dana Wells, NG

Derek Hill, WR

1988 Joe Tofflemire, C

Chris Singleton, OLB

Dana Wells, NG

1989 Glenn Parker, OT

Anthony Smith, DT

Chris Singleton, OLB

Jeff Hammerschmidt, FS

1990 Darryll Lewis, CB

1991 Chuck Levy, AP

1992 Keshon Johnson, CB

Rob Waldrop, NG

Josh Miller, P

1993 Rob Waldrop, DT

Chuck Levy, AP

Tony Bouie, DB

Sean Harris, LB

Tedy Bruschi, DE

1994 Tedy Bruschi, DE

Sean Harris, LB

Brandon Sanders, DB

Steve McLaughlin, PK

Ontiwaun Carter, RB

Warner Smith, OL

1995 Tedy Bruschi, DE

Chuck Osborne, DL

Brandon Sanders, DB

Armon Williams, ST

1996 Chris McAlister, CB

Armon Williams, ST

1997 Joe Salave'a, DT

Chris McAlister, CB

1998 Chris McAlister, CB

Trung Canidate, RB

Marcus Bell, LB

Daniel Greer, DT

Yusuf Scott, OG

1999 Trung Canidate, RB

Dennis Northcutt, WR

2000 Lance Briggs, LB

Bobby Wade, RS

2001 Lance Briggs, LB

Clarence Farmer, HB

2002 Lance Briggs, LB

Bobby Wade, WR

Ray Wells, ST

2005 Darrell Brooks, CB

2006 Antoine Cason, CB

Syndric Steptoe, KR

Nick Folk, P

2007 Antoine Cason, CB

Spencer Larsen, LB

Mike Thomas, WR

Keenyn Crier, P

2008 Eben Britton, OT

Rob Gronkowski, TE

Mike Thomas, WR

Mike Thomas, PR

2010 Juron Criner, WR

Brooks Reed, DE

2012 Ka'Deem Carey, RB

2013 Ka'Deem Carey, RB

2014 Scooby Wright III, LB

### Pac-10/12 Second Team

1978 Larry Heater, RB

Hubert Oliver, RB

Cleveland Crosby, DT

Corky Ingraham, LB

1979 Hubert Oliver, FB

Dave Liggins, DB

Marcellus Greene, DB

1980 Marcellus Greene, DB

Mike Robinson, DT

Bill Jensen, OT

Sergio Vega, P

1982 Ivan Lesnik, NG

Glenn Perkins, ILB

1983 Tom Tunnicliffe, QB

Chris Brewer, RB

Max Zendejas, KS

Mike Freeman, OL

Marsharne Graves, OL

Ivan Lesnik, DT



# Honors & Awards

1984	Joe Drake, NG Steve Boadway, IB Charlie Dickey, OT David Adams RB, KR
1985	Chuck Cecil, SS Joe Tofflemire, C Max Zendejas, PK Jon Horton, WR
1986	Stan Mataele, DT Gary Coston, PK Ruben Rodriguez, P Danny Lockett, OLB
1987	Derek Hill, KR
1988	Art Greathouse, RB
1989	David Eldridge, RB Doug Pfaff, PK Darryll Lewis, CB
1990	Reggie Johnson, DT Rick Warren, OG
1991	John Fina, OT Terry Vaughn, RET
1992	Mike Heemsberge, OT Sean Harris, LB
1993	Brant Boyer, ILB Warner Smith, OG Brandon Sanders, DB
1994	Hicham El-Mashtoub, OL
1995	Kelly Malveaux, DB
1996	Joe Salave'a, DT Chester Burnett, ILB Matt Peyton, P Frank Middleton, OG
1997	Jose Portilla, OT
1998	Jeremy McDaniel, WR Keith Smith, QB DaShon Polk, LB Edwin Mulitalo, OT
1999	Brandon Manumaleuna, TE Bruce Wiggins, C Steven Grace, OG Marcus Bell, ILB Joe Tafoya, DT
2000	Joe Tafoya, DE Michael Jolivette, CB Marques McFadden, OL Peter Hansen, ST
2002	Bobby Wade, RS Makoa Freitas, OL
2003	Mike Bell, RB
2004	Darrell Brooks, FS
2005	Copeland Bryan, DE Antoine Cason, CB Danny Baugher, P
2006	Louis Holmes, DE Spencer Larsen, LB Michael Johnson, S
2007	Eben Britton, OT Lionel Dotson, DT
2008	Devin Ross, CB Willie Tuitama, QB
2009	Colin Baxter, OL Adam Grant, OL Earl Mitchell, DT Xavier Kelley, LB Trevin Wade, CB
2010	Adam Grant, OT Ricky Elmore, DE Colin Baxter, C
2011	Trevin Wade, CB
2012	Austin Hill, WR Matt Scott, QB
2014	Steven Gurrola, C Drew Rigglesman, P
2015	Drew Rigglesman, P
<b>Pac-10/12 Honorable Mention</b>	
1978	Frank Garcia, P John Schramm, OG
1979	Bill Jensen, OT Mike Robinson, DT Larry Heater, RB Mark Streeter, DB Jeff Whitton, MG Ron Catlin, OT
1980	Hubert Oliver, FB Reggie Ware, DB

1982	Brad Anderson, WR Mark Keel, TE Glenn McCormick, C Randy Robbins, DB Craig Schiller, P
1983	Jay Dobyns, WR LaMonte Hunley, ILB Joe Drake, NG John Barthalt, DT Troy Hunter, RET David Wood, DT John Kaiser, OLB
1984	Jon Horton, WR Jay Dobyns, WR Alfred Jenkins, QB Gordon Bunch, CB Lynnden Brown, DB Max Zendejas, PK Vance Johnson, RB
1985	Gordon Bunch, CB Glenn Howell, TE Danny Lockett, OLB Ruben Rodriguez, P Craig Vesling, OLB
1986	Jim Birmingham, DT Jeff Rinehart, OT Jon Horton, WR Jeff Fairholm, WR Frank Arriola, OG
1987	Jerry Beasley, LB James DeBow, CB Art Greathouse, RB Chris Singleton, OLB
1988	James DeBow, SS David Eldridge, RB Brad Henke, DT Derek Hill, WR Bret Holley, P Kevin Singleton, ILB Alonzo Washington, RB
1989	John Brandon, OG Scott Geyer, DB Reggie McGill, RB John Nies, P Donnie Salum, LB
1990	Ronald Veal, QB Michael Bates, KR Darren Case, LB Jeff Hammerschmidt, FS Todd Burden, CB Zeno Alexander, OLB
1991	Richard Holt, CB Bobby Roland, SS Ty Parten, DT Nick Fineanganof, OG
1992	Tony Bouie, FS Brant Boyer, LB Richard Griffith, TE Billy Johnson, FB Richard Maddox, OLB George Malauulu, QB Darryl Morrison, CB Ty Parten, DT Warner Smith, OG
1993	Ontiwaun Carter, RB Troy Dickey, WR Shawn Jarrett, OLB Rod Lewis, TE Steve McLaughlin, PK Jey Phillips, DB Jimmie Hopkins, DE
1994	Tony Bouie, FS Richard Dice, WR Lamar Harris, TE Jim Hoffman, DT Chuck Osborne, NG Dan White, QB
1995	Richard Dice, WR Mani Ott, C Matt Peyton, P Joe Salave'a, DT Dan White, QB
1996	Richard Dice, WR Jeremy McDaniel, WR Wayne Wyatt, C Van Tuinei, DT

1997	Chester Burnett, LB Rusty James, C Rashee Johnson, SS Jimmy Sprotte, OLB Mike Szlauko, DE Rodney Williams, WR
1998	Dennis Northcutt, WR Kelvin Eafon, RB Manuia Savea, OT Mike Lucky, TE Bruce Wiggins, C Ryan Springston, P
1999	Greg Payne, SS DaShon Polk, OLB Keith Smith, QB
2000	Keoni Fraser, DT Idris Haroon, DE Ortega Jenkins, QB Sean Keel, PK Brandon Manumaleuna, TE Antonio Pierce, LB Bruce Wiggins, C Bobby Wade, WR
2001	Bobby Wade, WR Makoa Freitas, OT Young Thompson, DT Jason Johnson, QB Michael Jolivette, CB
2002	Jason Johnson, QB James Hugo, TE Darrell Brooks, CB Jarvie Worcester, FS Young Thompson, DT
2003	Darrell Brooks, FS Keoki Fraser, C Marcus Smith, DE Joe Siofele, LB
2004	Mike Bell, RB Antoine Cason, CB Steve Fleming, TE Keoki Fraser, C Syndric Steptoe, KR
2005	Peter Graniello, OT Mike Bell, RB Nick Folk, PK Michael Johnson, SS Syndric Steptoe, WR
2006	Eben Britton, OL Lionel Dotson, DL Yaniv Barnett, DL Chris Henry, RB Mike Thomas, WR
2007	Rob Gronkowski, TE Jason Parker, DE Jason Bondzio, PK Willie Tuitama, QB Peter Graniello, OT
2008	Ronnie Palmer, LB Jason Bondzio, K Earl Mitchell, DT Nic Grigsby, RB Colin Baxter, OG Keenyn Crier, P Cam Nelson, S Brooks Reed, DE
2009	Ricky Elmore, DE Nick Foles, QB Devin Ross, CB Vuna Tuihalamaka, LB
2010	Paul Vassallo, LB Nick Foles, QB David Douglas, WR Keola Antolin, RB
2011	Nick Foles, QB Tra'Mayne Bondurant, LB John Bonano, K John Quinn, C Juron Criner, WR
2012	Dan Buckner, WR Jake Fischer, LB Kyle Quinn, C Jared Tevis, S
2013	Marquis Flowers, LB Tevin Hood, DL Nate Phillips, WR Jared Tevis, S Scooby Wright, LB

2014	Austin Hill, WR Cayleb Jones, WR Jonathan McKnight, CB Dan Pettinato, DL Anu Solomon, QB Jared Tevis, S Nick Wilson, RB
2015	Reggie Gilbert, DL Will Parks, S Casey Skowron, PK
2016	Samajie Grant, RB/WR Trey Griffey, WR Nate Phillips, WR
<b>Pac-10/12 All-Academic</b>	
1982	Ivan Lesnik, NG
1983	Ivan Lesnik, DT
1984	Lynnden Brown, SS Gordon Bunch, CB
1985	Chuck Cecil, S Gordon Bunch, CB
1986	Chuck Cecil, SS Tom Lynch, OT
1987	Chuck Cecil, FS Tom Lynch, OT
1988	Brad Henke, DT
1989	Chris Singleton, LB John Fina, OT
1990	John Fina, OT
1991	John Fina, OT
1992	Jay Kirchoff, K
1993	Chad Ross, LS
1994	Paul Stamer, OL
1995	Wayne Wyatt, C
1996	Wayne Wyatt, C
1997	Jose Portilla, OT
1998	Eli Wnek, DE
2000	Eli Wnek, TE Brandon Nash, SS Eli Wnek, DE
2001	Jason Johnson, QB Justin Jochum, ST
2002	Jason Johnson, QB Ben DalMolin, LB/LS Darrell Brooks, DB (2nd)
2003	Lee Patterson, DB (2nd)
2004	Ben DalMolin, LB (2nd)
2005	Darrell Brooks, FS Spencer Larsen, LB (2nd)
2006	Spencer Larsen, LB Daniel Borg, OL Nick Folk, K
2007	Spencer Larsen, LB Jason Bondzio, PK Corey Hall, DB
2008	Jason Bondzio, PK David Roberts, WR (2nd) James Tretheway, OT (2nd) Corey Hall, DB (2nd) Chris Gronkowski, HB (2nd)
2009	R.J. Young, LB (2nd)
2010	Anthony Wilcox, DB Jake Fischer, LB John Bonano, K Adam Hall, S (2nd) R.J. Young, LB (2nd)
2011	John Bonano, K (1st) Paul Vassallo, LB (1st) Carter Lees, OL (2nd) Jared Tevis, S (2nd) Trace Biskin, OL (HM) David Roberts, WR (HM)
2012	Jared Baker, RB (1st) John Bonano, K (1st) Jake Fischer, LB (1st) Jared Tevis, S (1st) Trace Biskin, OL (2nd) Michael Cooper, TE (2nd) Trevor Ermisch, WR (HM) Reggie Gilbert, DL (HM)



## Pac-10/12 All-Academic

- 2013 Jamar Allah (HM)  
Jared Baker (2nd)  
Brian Chacon (HM)  
Trevor Ermisch (HM)  
Jake Fischer (1st)  
Reggie Gilbert (HM)  
Trey Griffey (HM)  
Tevin Hood (2nd)  
Nick Isham (HM)  
Drew Riggleman (HM)  
Yamen Sanders (HM)  
Jake Smith (2nd)  
Jared Tevis (1st)
- 2014 Calvin Allen, DL (HM)  
Jared Baker, RB (2nd)  
Jake Matthews, LB (2nd)  
Abraham Mendivil, WR (HM)
- 2015 Casey Skowron, K (HM)  
Jared Tevis, S (1st)  
Carter Hehr, DB (1st)  
Jared Baker, RB (2nd)  
Jake Matthews, LB (2nd)  
Cam Denson, CB (HM)  
Tony Ellison, WR (HM)  
Alex King, LB (HM)  
Abraham Medivil, WR (HM)
- 2016 Casey Skowron, PK (HM)  
Matt Stagg (1st)  
Christian Boettcher (2nd)  
Malcolm Holland (2nd)  
Cody Creason (HM)  
Jake Matthews (HM)  
Abraham Medivil (HM)  
Carrington Vaughn (HM)  
Levi Walton (HM)

## Pac-10/12 Conference Medal

- 1979 Jeff Whitton, DT  
1984 Ivan Lesnik, DT  
1985 Gordon Bunch, DB  
1988 Chuck Cecil, FS  
1990 Chris Singleton, LB  
1996 Wayne Wyatt, C  
1997 Joe Salave'a, DT  
2002 Brandon Nash, SS  
2003 Jason Johnson, QB  
2011 Brooks Reed, DE  
2013 John Bonano, K

## Pac-12 Postgraduate Scholarship

- 2012 Trace Biskin, OL

## Pac-10/12 Players of the Week

- 1978 Def: Cleveland Crosby (UM)  
Off: Larry Heater (Ore.)  
1979 Off: Hubie Oliver (ASU)  
1980 Def: Ricky Hunley (UCLA)  
1981 Off: Tom Tunncliffe (USC)  
1982 Def: John Barthalt (UCLA)  
Ricky Hunley (ASU)  
Off: T.Tunncliffe (ND/UOP)  
Vance Johnson (SU)  
Tom Tunncliffe (ASU)  
1983 Def: LaMonte Hunley (UU)  
Randy Robbins (WSU)  
Ricky Hunley (UCLA)  
Off: Chris Brewer (OSU)  
Tom Tunncliffe (UCLA)  
1985 Def: Allan Durden (@ California)  
Danny Lockett (vs. SMU)  
Chuck Cecil (vs. Oregon)  
Max Zendejas (ASU)  
1986 Off: David Adams (Houston)  
Def: Chuck Cecil (ASU)  
1987 Def: Chuck Cecil (SU)  
Spec: Paul Kasprzyk (UW)  
1988 Def: Brad Henke (WSU)  
Spec: Doug Pfaff (WSU/UW)  
Off: David Eldridge (UCLA)  
1989 Def: Chris Singleton (SU)  
Jeff Hammerschmidt (OU)  
Chris Singleton (WSU)  
Spec: D. Pfaff (Stan/Okla./UW)  
John Nies (WSU)

- 1990 Def: Richard Maddox (Illinois)  
D. Lewis (Ore/UCLA/USC)  
Spec: Michael Bates (WSU)  
1991 Off: George Malauulu (SU)  
Spec: C. Levy (Ohio State)  
1992 Def: Rob Waldrop (Miami)  
Ty Parten (UCLA)  
Off: OL (Stanford)  
Billy Johnson (Washington)  
Spec: Heath Bray (Cal)  
1993 Def: Tedy Bruschi (Illinois)  
Rob Waldrop (USC)  
Off: Chuck Levy (Oregon)  
Spec: Jim Hoffman (Illinois)  
Chuck Levy (USC)  
Steve McLaughlin (SU/WSU)  
1994 Def: Akil Jackson (WSU)  
Sean Harris (Cal)  
Off: Richard Dice (UCLA)  
Spec: Matt Peyton (WSU)  
1995 Def: Brandon Sanders (WSU)  
Spec: A. Williams (G.Tech)  
Spec: Ron Holmes (Cal)  
1996 Def: Chester Burnett (WSU)  
1997 Def: J. Salave'a (Ohio State)  
Def: Mike Szlauko (Stanford)  
1998 Def: Marcus Bell (Iowa)  
Marcus Bell (Washington)  
Off: Trung Canidate (Ore.)  
O. Jenkins/Keith Smith (UW)  
Off: Dennis Northcut (TCU)  
Trung Canidate (UTEP)  
Def: Marcus Bell (USC)  
2000 Def: Joe Tafoya (Utah)  
Def: Idris Haroon (Stanford)  
Def: Michael Jolivet (USC)  
ST: Gary Love (UTEP)  
Off: Gary Love (WSU)  
2001 Off: Bobby Wade (ASU)  
2002 Def: M. Jolivet (NAU)  
Off: Jason Johnson (Cal)  
2003 Def: Michael Jolivet (NAU)  
2004 Def: Antoine Cason (NAU)  
2005 Def: Michael Johnson (OSU)  
ST: Nick Folk (OSU)  
2006 Def: A. Cason (WSU/Cal)  
ST: Nick Folk (BYU/Ore)  
Off: Chris Henry (Ore)  
2007 Off: Willie Tuitama (UW)  
Def: Spencer Larsen (Ore)  
ST: Antoine Cason (Ore),  
Keenyn Crier (USC);  
Mike Thomas (UW);  
Jason Bondzio (UCLA)  
2008 Off: Keola Antolin (Cal)  
Def: Corey Hall (UCLA)  
ST: Keola Antolin (Toledo);  
Mike Thomas (UCLA)  
2009 Off: Nick Foles (Stan)  
Def: Devin Ross (OSU),  
Cam Nelson (UCLA),  
Earl Mitchell (USC)  
ST: Alex Zendejas (ASU)  
2010 Off: Nick Foles (Iowa)  
ST: Travis Cobb (Iowa)  
Def: Shaq Richardson (WSU)  
Def: Paul Vassallo (UW)  
Off: Matt Scott (UW)  
ST: Jake Fischer (UCLA)  
2011 ST: John Bonano (UCLA)  
2012 Def: Jake Fischer (Toledo)  
ST: John Bonano (OK State)  
ST: Kyle Dugandzic (OSU)  
ST: Richard Morrisson (UW)  
Def: Marquis Flowers (USC)  
Off: Ka'Deem Carey (CU)  
2013 Def: T. Bondurant (NAU)  
ST: Jake Smith (UNLV)  
Off: Ka'Deem Carey (UW)  
Off: B.J. Denker (CU)  
2014 Off: Cayleb Jones (California)  
Def: Scooby Wright III (WSU)  
Def: Scooby Wright III (UCLA)  
ST: Casey Skowron (UW)  
Off: Nick Wilson (Utah)  
ST: Drew Riggleman (Utah)  
Def: Scooby Wright III (ASU)  
2015 ST: Casey Skowron (Utah)

## WAC Honors

### WAC Scholar-Athlete

- 1968 Mike Moody  
1969 Mike Moody  
1978 Jon Abbott

### First-Team All-WAC

- 1963 Floyd Hudlow, RB  
1964 John Briscoe, C  
Floyd Hudlow, RB  
1966 Jim Greth, RB  
Roger Myers, OT  
Bill Nemeth, C  
Tom Nelson, DT  
1967 Bill Lueck, OG  
Ron Gardin, RB/WR  
1968 Frank Jenkins, DE  
John Matischak, OT  
Tom Nelson, DT  
1970 Mark Arneson, LB  
1971 Mark Arneson, LB  
Jim Ventriglia, DT  
Bob White, S  
Jackie Wallace, CB  
1972 Jim O'Connor, OT  
Jim Arneson, OG  
Marty Shuford, P  
Bob Crum, DE  
Ransom Terrell, LB  
Jackie Wallace, CB  
Bob White, S  
1973 Jim O'Connor, OT  
Willie Hamilton, RB  
Russell Williams, CB  
Ransom Terrell, LB  
1974 Scott Piper, SE  
Brian Murray, OT  
Jim Upchurch, FB  
Theopolis "T" Bell, WR  
Mike Dawson, DT  
Mark Jacobs, LB  
Dennis Anderson, S  
1975 Theopolis Bell, WR/KR  
Bruce Hill, QB  
Brian Murray, OL  
Mike Dawson, DL  
Obra Erby, LB  
Dennis Anderson, DB/P  
1976 Keith Hartwig, WR  
Bill Segal, OL  
Lee Pistor, PK  
1977 Jon Abbott, DL

### Second-Team All-WAC

- 1963 Jerry Zeman, tackle  
1964 Tom Malloy, guard  
Ted Lawrence  
1965 Brad Hubbert, back  
Tom Malloy, guard  
1966 Roger Calderwood, end  
Joe Escalada, guard  
Fritz Greenlee, end  
1967 John Jones, tackle  
Wally Scott, back  
Olden Lee, LB  
1968 Otis Comeaux, LB  
Rex Macklin, tackle  
Mike Moody, guard  
Ted Sherwood, end  
1969 Ron Gardin, back  
Rex Macklin, tackle  
Bill Miller, CB  
Ted Sherwood, end  
Kim Thompkins, guard  
1970 Justin Lanne, safety  
Bill McKinley, end  
1971 Bob Crum, end  
Marty Shuford, punter

### WAC Annual Awards

- 1975 Bruce Hill, back  
Mike Dawson, lineman  
1973 Jim Young, coach  
Bruce Hill, rookie  
1970 Bill McKinley, lineman  
1968 Tom Nelson, lineman  
1964 John Briscoe, lineman

## WAC All-Academic

- 1963 Gene Dahlquist, QB  
Don Kunitz, G  
Gerald Zeman, T  
1964 Bob Beal, G  
Joe Escalada, G  
Don Kunitz, C  
Joe Escalada, G  
1965 Fritz Greenlee, WR  
1966 Mike Moody, OT  
1967 Bill Nemeth, C  
1968 Mike Moody, OG  
Doug Schlueter, DB  
1969 Bill Miller, DB  
1970 John Black, DB  
1971 Greg Boyd, DB  
1972 Jim Arneson, OG  
1973 Bill Adamson, MG  
1974 Dan Howard, TB  
Bill Adamson, DL  
1975 Dan Howard, TE  
Jon Abbott, DT  
Doug Henderson, DB  
1976 Jon Abbott, DT  
Doug Henderson, DB  
1977 Jon Abbott, MG  
Jeff Whitton, DT  
Doug Henderson, DB

## All-Time Rocky Mountain-Southwest Team (Selected by WAC, 1969)

- 1st Henry Stanton, end  
Tom Greenfield, center  
2nd Jim Donarski G,  
Fred Enke B

## Border Conference

### All-Border Conference (Official Team, all First Team)

- 1933 Jason Greer, end  
Gene Filbrun, tackle  
Ted Bland, QB  
Swede Carlson, fb  
1934 Bud Robinson, end  
Earle Nolan, tackle  
Ted Bland, QB  
1935 Roy Wallace, end  
Harry Clayton, tackle  
Joe Mullen, guard  
Charles Cochran, center  
Ted Bland, QB  
Ken Knox, back  
1936 Ralph Warford, end  
Earle Nolan, tackle  
Claire Preninger, back  
1937 Harry Parker, end  
George Rogers, tackle  
Tom Greenfield, center  
Bronko Smlanich, back  
1939 Eddie Held, end  
Jack Dungan, tackle  
John Black, back  
1940 Henry Stanton, end  
Jack Irish, tackle  
Bill Flake, guard  
John Black, back  
1941 Henry Stanton, end  
Jack Irish, tackle  
Stan Petropolis, guard  
1942 Jack Irish, tackle  
Murl McCain, center  
Bob Ruman, back  
1946 Harry Warner, tackle  
1947 Fred Enke, halfback  
1948 Art Converse, center  
1951 Bill Glazier, end  
Jim Donarski, guard  
Gil Gonzales, back  
1952 Dick Christiansen, end  
Bill Dean, tackle  
Jim Donarski, guard  
Kenny Cardella, back  
1953 Buddy Lewis, tackle  
Kenny Cardella, back  
1954 Buddy Lewis, tackle  
Ed Brown, guard  
Paul Hatcher, center  
Art Luppino, back



# Honors & Awards

- 1955 Bob Griffis, guard  
Paul Hartcher, center  
Art Luppino, back
- 1957 Joe Young, end  
Ed Brown, guard
- 1959 Marshall Pieczentkowski, C
- 1960 Bobby Lee Thompson, back

## Second-Team

### All-Border Conference

Roy Conn, tackle 1940; Cal Snoddy, guard 1940; Bill Smetana, back 1941; Emil Banjavacic, back 1941; Murl McCain, center 1941; Hillard Crum, end, 1946; Virgil Marsh, guard 1946; Max Spilsbury, end, 1946; William Penn, back 1946; Harry Varner, tackle 1947; Fred Kenz, guard 1947; Charles Hall, fullback, 1947-48; Bob Larsen, end, 1948; Jim Donarski, guard 1950; Eddie Wolgast, back 1950; Buddy Lewis, tackle 1952; Glenn Bowers, center 1953; Don Beasley, fullback 1953; Paul Hatcher, center 1956; Eddie Wilson, quarterback 1960; Joe Hernandez, back 1960; Tony Matz, tackle 1960.

## All-Star Games

(Listed by player's senior year)

### Shrine East-West Game

- 1939 Walt Nielsen, B
- 1941 Henry Stanton, E
- 1956 Paul Hatcher, C
- 1964 Floyd Hudlow, B
- 1969 Ron Gardin, B
- 1971 Mark Arneson, LB
- 1972 Bob Crum, E
- Jackie Wallace, CB
- 1974 Jim Upchurch, B
- 1975 Dennis Anderson, S
- Mike Dawson, D
- 1981 Dave Liggins, S
- Hubie Oliver, FB
- Bill Nettling, TE
- 1983 Jeff Kiewel, G
- Alfred Gross, S
- 1984 Larry Smith, head coach
- Brad Anderson, WR
- Tom Tunnicliffe, QB
- 1985 Vance Johnson, RB
- 1986 Max Zendejas, PK
- 1988 Joe Tofflemire, C
- 1990 John Nies, P/PK
- 1991 John Fina, OT
- 1993 Ty Parten, DT
- 1995 Tony Bouie, S
- Sean Harris, LB
- Ontiwaun Carter, RB
- Dick Tomey, coach
- 1996 Tedy Bruschi, DE
- Chuck Osborne, DT
- Brandon Sanders, S
- 1997 Joe Salave'a, DT
- 1998 Joe Salave'a, DT
- 1999 Edwin Mulitalo, OT
- Chris McAlister, CB-dnp
- 2000 Keith Smith, QB
- 2001 Bruce Wiggins, C
- Joe Tafoya, DE
- 2003 Jason Johnson, QB
- Makoa Freitas, OT
- Lance Briggs, LB-dnp
- Bobby Wade, WR-dnp
- 2004 Steve Fleming, TE
- 2005 Darrell Brooks, S
- Gilbert Harris, RB
- 2006 Michael Johnson, S
- 2007 Spencer Larsen, LB
- Lionel Dotson, DL
- 2008 Mike Thomas, WR
- 2009 Earl Mitchell, DT
- Devin Ross, CB
- 2010 Adam Grant, OT
- Ricky Elmore-DE
- 2011 Trevin Wade, CB
- 2012 Dan Buckner, WR
- Matt Scott, QB
- 2015 Lene Maiava, OL

### Hula Bowl Game

- 1967 Woody King, B
- 1971 Bill McKinley, E
- 1973 Bob Crum, DE
- 1974 Ransom Terrell, LB
- 1975 Jim Upchurch, RB
- 1976 Brian Murray, DT
- 1977 Obra Erby, LB
- Keith Hartwig, WR
- Ron Beyer, TE
- 1979 Cleveland Crosby, DT
- 1980 Mike Robinson, DT
- 1981 Ricky Hunley, LB
- 1984 Charlie Dickey, OT
- LaMonte Hunley, LB
- 1986 Allan Durden, S (dnp)
- 1987 David Adams, RB
- Jon Horton, WR
- Stan Mataele, DT
- Byron Evans, LB
- 1988 Chuck Cecil, S
- 1989 Derek Hill, WR
- 1990 Chris Singleton, LB
- Anthony Smith, DT (dnp)
- 1991 Darryll Lewis, CB
- Jeff Hammerschmidt, S
- Reggie Johnson, DT
- Dick Tomey, coach
- 1992 John Fina, OT (dnp)
- Dick Tomey, coach
- 1993 Ty Parten, DT
- 1995 Warner Smith, G
- Tony Bouie, FS
- Jim Hoffman, DT
- 1996 Brandon Sanders, S (inj)
- 1997 Joe Salave'a, DT
- Van Tuinei, DE
- 1998 Joe Salave'a, DT
- Jose Portilla, OT
- Rashee Johnson, CB
- 1999 Chris McAlister, CB
- Kelvin Eafon, RB
- Mike Lucky, TE
- Jeremy McDaniel, WR
- 2000 Marcus Bell, LB
- Manuia Savea, OT
- Greg Payne, S
- Trung Canidate, RB
- 2001 Makai Freitas, OT
- 2002 Jermaine Chatman, CB
- 2003 Jason Johnson, QB
- 2004 Joe Siofele, LB
- Michael Jolivet, CB
- 2006 Syndric Steptoe, WR
- 2007 Wilrey Fontenot, CB
- Louis Holmes, DL
- Dominic Patrick, DB

### Senior Bowl Game

- 1956 Art Luppino, B
- 1962 Eddie Wilson, QB
- 1964 Floyd Hudlow, B
- 1966 Jim Greth, B
- 1971 Mark Arneson, LB
- Charlie McKee, FL
- 1972 Jackie Wallace, CB
- 1973 Marty Shuford, FB
- 1975 Theopolis "T" Bell, WR
- Mike Dawson, DT
- 1981 Mike Robinson, DT
- Dave Liggins, S
- Tony Neely, DB
- 1983 Randy Robbins, CB
- 1984 Vance Johnson, RB
- 1985 Byron Evans, LB
- 1987 Chuck Cecil, S (dnp)
- 1988 Derek Hill, WR
- 1989 Brad Henke, DT
- Chris Singleton, LB (dnp)
- 1990 Doug Pfaff, PK
- Anthony Smith, DT
- 1993 Josh Miller, P
- Keshon Johnson, CB
- 1994 Rob Waldrop, DT
- Rod Lewis, TE
- Claudius Wright, CB
- 1995 Lance Briggs, LB
- 2003 Bobby Wade, WR
- 2005 Mike Bell, RB
- 2006 Nick Folk, K

- 2007 Antoine Cason, CB (dnp)
- 2008 Mike Thomas, WR
- 2010 Brooks Reed, DE
- 2011 Nick Foles, QB
- Juron Criner, WR

### Blue-Gray Game

- 1966 Jim Greth, B
- 1977 Keith Hartwig, WR
- 1980 Marcellus Greene, CB
- 1982 Glenn McCormick, C
- 1983 Larry Smith, head coach
- Tom Tunnicliffe, QB
- Brad Anderson, WR
- Marsharne Graves, OT
- John Kaiser, LB
- Ricky Hunley, LB (dnp)
- 1984 David Wood, DT
- 1987 Jeff Fairholm, WR
- Boomer Gibson, LB
- 1988 Brad Henke, DT
- 1992 Richard Holt, CB
- 1997 Frank Middleton, G
- Armon Williams, LB
- 2000 DaShon Polk, LB
- 2001 Kevin Barry, G

### Eastham Energy All-Star Game

- 2010 Nic Grigsby, RB
- Jermaine Chatman, CB

### Casino Del Sol College All-Star

- 2011 Gino Crump, WR
- Paul Vassallo, LB
- Derek Earls, LB
- Robert Golden, CB
- Mohammed Usman, DE
- David Hill, HB
- C.J. Parish, DE
- 2012 Kyle Quinn, C
- Taimi Tutogi, RB

### NFLPA Collegiate Bowl

- 2015 Reggie Gilbert, DL
- Will Parks, S

### All-American Classic

- 2005 Copeland Bryan, DE
- Vince Feula (BYU), DT

### Paradise Bowl

- 2001 Zaharius Johnson, S
- Austin Uku, DE
- Johnny Jackson, DE
- Shelton Ross, LB
- Brandon Marshall, WR
- Brandon Nash, S
- 2002 James Hugo, TE
- Ray Wells, LB
- David Hinton, CB

### Florida All-Star Gridiron Classic

- 1999 Mike Lucky, TE
- 2001 Marques McFadden, OL
- Ortege Jenkins, QB
- 2002 Young Thompson, DT
- Makoa Freitas, ot

### North-South Game

- 1961 Eddie Wilson, QB
- 1969 Bill Miller, CB
- 1970 Bill McKinley, E
- 1972 Bob McCall, B

### All-American Game (Wash., D.C.)

- 1962 Bobby Thompson, B
- Joe Hernandez, B

### U.S. Bowl

- 1962 Joe Hernandez, B
- Bobby Thompson, B

### Lion American Bowl Game

- 1969 Ron Gardin, B
- 1975 Bruce Hill, QB

### College All-Star Game (Chicago)

- 1939 Bronko Smlanich, B
- 1944 Bob Ruman, B
- 1968 Bill Lueck, G
- 1971 Mark Arneson, LB
- 1972 Jackie Wallace, CB
- 1975 Mike Dawson, DT

### Coaches All-America

- 1965 Floyd Hudlow, RB
- 1969 Ron Gardin, RB
- 1975 Theopolis "T" Bell, WR

### All-American Bowl (Tucson)

- 1960 Warren Livingston, RB
- Tony Matz, T
- 1961 Bob Garis, C
- Joe Hernandez, RB
- Eddie Wilson, QB
- Bobby Thompson, RB
- 1962 Vern Alexander, T

### Copper Bowl (Tucson)

- 1959 Willie Peete, E
- Jim Geist, QB
- 1960 Jack Gillespie, B
- Ted Urness, G

### Japan All-Star

- 1975 Brian Murray, DT
- 1977 Obra Erby, LB (Co-MVP)
- Keith Hartwig, WR
- 1980 Cleveland Crosby, DT
- Larry Heater, RB
- 1983 Jeff Kiewel, OT
- Larry Smith, coach
- 1984 Ricky Hunley, LB
- 1985 LaMonte Hunley, LB
- 1986 Allan Durden, S
- 1988 Boomer Gibson, LB
- Kevin McKinney, G
- 1989 Dana Wells, NG
- 1990 Dick Tomey, coach
- John Nies, PK
- Glenn Parker, OT
- 1991 Jeff Hammerschmidt, S
- 1993 Richard Maddox, OLB

### Seattle Challenge Bowl

- 1978 Ron Beyer, TE
- Neil Orr, G

### Christian Bowl (Murfreesboro, TN)

- 1955 Ev Nicholson, G
- John Mellekas, T
- Skip Corley Sr., QB
- Ed McCluskey, FB

### Salad Bowl (Phoenix)

(Border vs. Skyline Conference)

- 1954 Buddy Lewis, T
- Nick Kondora, T
- Al Webre, G
- John Vagoni, G
- Fred Schuh, QB
- Tommy Grimes, B
- Bobby Fry, B
- 1955 Max Burnett, B (MVP)
- Ed McCluskey, FB
- John Mellekas, T
- Ev Nicholson, G

### Sports Illustrated All-Bowl

- 1998 Chris McAlister, CB

### Little All-America

- 1935 Ted Bland, QB (1st, CE)
- 1937 Walter Nielsen, FB (1st, CE)
- 1938 Tom Greenfield, C (1st, CE)
- 1941 Henry Stanton, E (1st, AP)
- 1942 Jim Negri, HB (3rd, AP)
- Bob Ruman, HB (3rd, AP)





## NFL Draft History

Year	Name	Team	Rd	Pick	Overall
2016	Will Parks, S	Denver	6	44	219
	Scooby Wright, LB	Cleveland	7	29	250
2014	Ka'Deem Carey, RB	Chicago	4	17	117
	Shaquille Richardson, CB	Pittsburgh	5	17	157
	Marquis Flowers, LB	Cincinnati	6	36	212
2012	Nick Foles, QB	Philadelphia	3	25	88
	Juron Criner, WR	Oakland	5	33	168
	Trevin Wade, CB	Cleveland	7	38	245
2011	Brooks Reed, DE	Houston	2	10	42
	Ricky Elmore, DE	Green Bay	6	32	197
	D'Aundre Reed, DE	Minnesota	7	12	215
2010	Rob Gronkowski, TE	New England	2	10	42
	Earl Mitchell, DT	Houston	3	17	81
2009	Eben Britton, OT	Jacksonville	2	7	39
	Mike Thomas, WR	Jacksonville	4	7	107
2008	Antoine Cason, CB	San Diego	1	27	27
	Spencer Larsen	Denver	6	17	183
	Wilrey Fontenot, CB	Atlanta	7	5	212
	Lionel Dotson, DE	Miami	7	38	245
2007	Chris Henry, RB	Tennessee	2	18	50
	Nick Folk, K	Dallas	6	4	178
	Michael Johnson, S	New York Giants	7	14	224
	Syndric Steptoe, WR	Cleveland	7	24	234
2006	Kili Lefotu, OL	Washington	7	22	230
2003	Lance Briggs, LB	Chicago	3	4	68
	Bobby Wade, WR	Chicago	5	4	139
	Makoa Freitas, OL	Indianapolis	6	35	208
2001	Brandon Manumaleuna, TE	St. Louis	4	34	129
	Joe Tafoya, DE	Tampa Bay	7	34	234
2000	Trung Canidate, RB	St. Louis	1	31	31
	Dennis Northcutt, WR	Cleveland	2	1	32
	Marcus Bell, LB	Seattle	4	22	116
	Manuia Savea, OL	Cleveland	7	1	207
	DaShon Polk, LB	Buffalo	7	45	251
1999	Chris McAlister, CB	Baltimore	1	10	10
	Edwin Mulitalo, OL	Baltimore	4	34	129
	Yusuf Scott, OL	Arizona	5	35	168
	Mike Lucky, TE	Dallas	7	23	229
1998	Joe Salave'a, DT	Houston	4	15	107
	Jimmy Sprotte, LB	Houston	7	16	205
	Chester Burnett, LB	Minnesota	7	19	208
1997	Frank Middleton, OL	Tampa Bay	3	3	63
	Armon Williams, DB	Houston	7	15	216
1996	Tedy Bruschi, LB	New England	3	25	86
	Chuck Osborne, DT	St. Louis	7	13	222
1995	Steve McLaughlin, K	St. Louis	3	18	82
	Sean Harris, LB	Chicago	3	19	83
	Mike Scurlock, DB	St. Louis	5	6	140
	Hicham El-Mashtoub, C	Houston	6	3	174
1994	Chuck Levy, RB	Arizona	2	9	38
	Rob Waldrop, DT	Kansas City	5	25	156
	Roderick Lewis, TE	Houston	5	26	157
	Brant Broyer, LB	Miami	6	16	177
1993	Ty Parten, DT	Cincinnati	3	7	63
	Richard Griffith, TE	New England	5	26	138
	Darryl Morrison, DB	Washington	6	15	155
	Keshon Johnson, CB	Chicago	7	5	173
1992	John Fina, OL	Buffalo	1	27	27
	Michael Bates, WR	Seattle	6	10	150
1991	Darryl Lewis, DB	Houston	2	11	38
	Zeno Alexander, LB	Detroit	12	12	318
1990	Chris Singleton, LB	New England	1	8	8
	Anthony Smith, DL	Oakland	1	11	11
	Glenn Parker, OL	Buffalo	3	16	69
	John Nies, P	Buffalo	6	17	154
	Donnie Salum, LB	Atlanta	10	2	250
1989	Joe Tofflemire, C	Seattle	2	16	44
	Derek Hill, WR	Pittsburgh	3	5	61
	Brad Henke, DL	New York Giants	4	21	105
	Rob Woods, OL	Cincinnati	4	27	111
	Dana Wells, DL	Cincinnati	11	27	306
1988	Chuck Cecil, DB	Green Bay	4	7	89
	George Hinkle, DT	San Diego	11	16	293
1987	Byron Evans, LB	Philadelphia	4	9	93
	Ruben Rodriguez, P	Seattle	5	19	131
	Danny Lockett, LB	Detroit	6	8	148
	Stan Mataele, DT	Tampa Bay	8	2	197
	Alfred Jenkins, TE	Washington	9	25	248
	Chris McLemore, RB	Oakland	11	9	288
	David Adams, RB	Indianapolis	12	2	309
1986	Max Zendejas, K	Dallas	4	18	100
	Allan Durden, DB	Detroit	12	12	317
1985	Vance Johnson, WR	Denver	2	3	31
	Joe Drake, DT	Philadelphia	9	9	233
	John Conner, QB	Seattle	10	25	277
	David Wood, DL	San Francisco	11	28	308

Year	Name	Team	Rd	Pick	Overall
1984	Ricky Hanley, LB	Cincinnati	1	7	7
	Randy Robbins, DB	Denver	4	5	89
	John Kaiser, LB	Seattle	6	22	162
	Brad Anderson, WR	Chicago	8	16	212
	Chris Brewer, RB	Denver	9	21	245
	Byron Nelson, OL	New Orleans	12	16	324
1983	Chris Schultz, OL	Dallas	7	21	189
	Mark Keel, TE	New England	9	16	240
	Al Gross, DB	Dallas	9	22	246
1982	Bob Carter, WR	Kansas City	11	18	297
	Frank Kalil, OL	Buffalo	11	19	298
	Gary Gibson, LB	San Francisco	11	27	306
1981	Robert Cobb, DE	St. Louis	3	10	66
	Mike Robinson, DE	Cleveland	4	9	92
	Hubert Oliver, RB	Philadelphia	10	27	275
	Marcellus Greene, DB	St. Louis	11	20	296
1980	Cleveland Crosby, DE	Cleveland	2	26	54
	Mark Streeter, DB	Detroit	5	1	111
	Larry Heater, RB	Kansas City	6	26	164
1977	Charles Nash, WR	Cleveland	11	17	296
	Keith Hartwig, WR	Minnesota	11	27	306
1976	Mike Dawson, DT	Arizona	1	22	22
	Theo Bell, WR	Pittsburgh	4	28	120
	Scott Piper, WR	Buffalo	6	15	171
	Brian Murray, OL	Cleveland	13	7	354
	Dennis Anderson, P	Kansas City	16	14	445
1975	Mitch Hoopes, P	Dallas	8	18	200
	Rousell Williams, DB	Denver	9	17	225
	Vince Phason, DB	San Diego	11	7	267
	Jim Upchurch, RB	New Orleans	13	7	319
	Willie Hamilton, RB	Dallas	15	18	382
1974	Ransom Terrell, LB	Cleveland	15	16	380
1973	Jackie Wallace, DB	Minnesota	2	8	34
	Bob Crum, DE	Cleveland	3	15	67
	Bob McCall, RB	Cincinnati	5	17	121
	Marty Shuford, RB	New Orleans	6	4	134
	Bob White, DB	Pittsburgh	11	24	284
	Jim Arneson, OL	Dallas	12	21	307
	Greg Boyd, RB	Miami	14	26	364
1972	Mark Arneson, LB	Arizona	2	6	32
	Charles McKee, WR	Dallas	2	26	52
	Larry McKee, OL	Cleveland	9	18	226
	Brian Linstrom, QB	Buffalo	16	1	391
1971	Bill McKinley, DE	Buffalo	6	15	145
	John Eggold, DE	New York Jets	13	6	318
	Willie Lewis, RB	Chicago	14	9	347
	Doug Klausen, OL	Arizona	14	17	355
1970	Ricky Stevenson, DB	Cleveland	4	21	99
	Ron Gardin, DB	Indianapolis	6	18	148
	Gary Klahr, LB	New Orleans	11	10	270
1969	Joe Aluise, RB	Chicago	9	14	222
1968	Bill Lueck, OG	Green Bay	1	26	26
	Paul Robinson, RB	Cincinnati	3	27	82
	Wally Scott, DB	Cincinnati	11	1	274
	Ed Caruthers, DB	Detroit	12	10	310
	Bill Nemeth, C	Miami	17	7	442
1966	Darrell Hoover, RB	St. Louis	11	2	157
1965	Floyd Hudlow, RB	Philadelphia	9	7	119
	John Fouse, TE	Philadelphia	13	7	175
1964	John Briscoe, LB	Cleveland	9	11	123
1962	Joe Hernandez, RB	Washington	2	1	15
	Eddie Wilson, QB	Detroit	2	10	24
	Bobby Thompson, RB	Detroit	3	10	38
1961	Walt Mince, B	St. Louis	12	4	158
1958	Jack Davis, OL	Washington	15	5	174
	Ed Brown, OL	Cleveland	19	11	228
1957	Art Luppino, B	Washington	30	7	356
1956	John Mellekas, OL	Chicago	4	10	47
	Max Burnett, B	Green Bay	12	7	140
	Pete Arrigoni, B	San Francisco	19	2	219
1955	Ernie Lewis, OL	Philadelphia	22	9	262
1953	Dick Christiansen, E	New York Giants	20	9	238
1952	Bill Glazier, E	San Francisco	23	8	273
1951	Eddie Wolgast, B	Detroit	18	7	214
1950	John Smith, E	St. Louis	19	11	246
	Charley Hall, B	San Francisco	28	9	361
1949	Johnny Smith, E	St. Louis	9	6	87
	Harry Varner, B	Washington	12	7	118
1948	Fred Enke, B	Detroit	7	2	47
	Art Pollard, B	Washington	16	3	138
	Don Corbitt, OL	Washington	28	3	258
	Hilliard (Junior) Crum, DE	St. Louis	30	5	280
1946	Boyd Morse, E	Green Bay	18	6	166
1943	Jack Irish, OL	Detroit	9	1	71
	Bob Coutchie, E	Brooklyn	21	4	194
	Bob Ruman, B	Pittsburgh	32	2	297
1942	Henry Stanton, E	Brooklyn	6	7	47
	Emil Banjavic, B	Detroit	9	5	75
1941	Roy Conn, OL	Washington	13	10	120
	Johnny Black, B	New York Giants	15	6	136
	Jack Dungan, OL	New York Giants	21	1	191
1939	Walt Neilson, B	New York Giants	1	10	10
	Tom Greenfield, OL	Green Bay	15	9	139



## Arizona in the Pros

### Arizona first-round selections and draft order:

Year	Pick #	Player, position, team
1939	(10)	Walter Ring Nielsen, running back, New York Giants
1968	(26)	Bill Lueck, guard, Green Bay Packers
1976	(16)	Mike Dawson, defensive tackle, St. Louis Cardinals
1984	(7)	Ricky Hunley, linebacker, Cincinnati Bengals
1990	(8)	Chris Singleton, linebacker, New England Patriots
1990	(11)	Anthony Smith, defensive tackle, Oakland Raiders
1991	(27)	John Fina, offensive tackle, Buffalo Bills
1999	(10)	Chris McAlister, cornerback, Baltimore Ravens
2000	(31)	Trung Canidate, tailback, St. Louis Rams
2008	(27)	Antoine Cason, cornerback, San Diego Chargers

### Super Bowl Wildcats

Former UA players have 45 overall player appearances in the NFL Championship tilt. Three former Wildcats played in Super Bowl XLII in 2008 in Glendale, Ariz., for the most in any one season. Retired linebacker Tedy Bruschi and offensive lineman Glenn Parker lead all UA players with five Super Bowls – all of Bruschi's with the New England Patriots and Parker in four with the Buffalo Bills and one with the New York Giants. Bruschi, the NCAA career sack leader when he left college, has the best Super Bowl jewelry collection with three Championship rings as the starting middle linebacker for the Patriots in the 2000s. In 2008, starting linebacker Antonio Pierce and backup DB Michael Johnson took home championship rings for the New York Giants over Bruschi's Pats. Current Patriots tight end Rob Gronkowski has appeared in three super bowls in the last five seasons.

### UA Super Bowl Players

Glenn Parker, OL	5 (1991-94, 2001; Buffalo and New York Giants)
Tedy Bruschi, LB	5 (1997, 2002, 2004-05, 2008; New England)
Vance Johnson, WR	3 (1987-88, 1990; Denver)
Randy Robbins, S	3 (1987-88, 1990; Denver)
Rob Gronkowski, TE	3 (2012, 2015, 2017; New England)
John Fina, OL	2 (1993, 1994; Buffalo)
Ricky Hunley, LB	2 (1987-88; Broncos)
Mike Freeman, C	2 (1987-88; Broncos)
Theopolis Bell, WR	2 (1979-80; Steelers)
Jackie Wallace, CB	2 (1975, 1980; Minnesota, St. Louis)
Brooks Reed, DE	2017, Atlanta
Mike Bell, RB	2010, New Orleans
Michael Johnson, DB	2008, New York Giants
Antonio Pierce, LB	2008, New York Giants
Lance Briggs, LB	2007, Chicago
Joe Tafoya, DE	2006, Seattle
Josh Miller, P	2005, New England
Frank Middleton, OL	2003, Oakland
Trung Canidate, RB	2002, St. Louis
Brandon Manumaleuna, TE	2002, St. Louis
Edwin Mulitalo, OL	2001, Baltimore
Chris McAlister, CB	2001, Baltimore
Joe Salave'a, DT	2000, Tennessee
Jose Portilla, OL	1999, Atlanta
Brad Henke, DT	1990, Denver
Mitch Hoopes, P	1976, Dallas
Ron Gardin, WR	1971, Indianapolis

### Wildcats in the Pro Bowl

Nine former Wildcats have played in the NFL's Pro Bowl, for 20 total all-star honors. Chicago Bears' linebacker Lance Briggs (7) and former Carolina Panthers' return man Michael Bates (5) lead UA stars in appearances, while current star tight end Rob Gronkowski has earned four Pro Bowl honors.

1992	Chuck Cecil, safety, Green Bay
1995	Darryll Lewis, cornerback, Houston
1996-2000	Michael Bates, kick return, Carolina Panthers
2003-04	Chris McAlister, cornerback, Baltimore
2004	Tedy Bruschi, linebacker, New England
2006	Lance Briggs, linebacker, Chicago
2007	Chris McAlister, cornerback, Baltimore
	Antonio Pierce, linebacker, Washington
	Lance Briggs, linebacker, Chicago (dnp)
2008	Nick Folk, kicker, Dallas
	Lance Briggs, linebacker, Chicago (dnp)
2009	Lance Briggs, linebacker, Chicago
2010	Lance Briggs, linebacker, Chicago
2011	Lance Briggs, linebacker, Chicago (dnp)
	Rob Gronkowski, tight end
2012	Lance Briggs, linebacker, Chicago (dnp);
	Rob Gronkowski, tight end, New England
2013	Nick Foles, quarterback, Philadelphia (offensive MVP)
2014	Rob Gronkowski, tight end
2015	Rob Gronkowski, tight end, New England (dnp)

## NFL Playing History

Note: Players must be on regular-season active roster, taken in the most recent draft, signed for current year tryouts, otherwise affiliated as noted, to be listed.

Name (Alphabetical), position, team	Rnd.
David Adams, RB, Dallas (1987)	12
Brad Anderson, WR, Chicago (1984-85)	8
Jim Arneson, OL, Dallas (1973-74), Washington (1975)	12
Mark Arneson, LB, St. Louis, (1972-80)	2
Emil Banjavcic, back, Detroit (1942)	9
Rod Barksdale, WR, Dallas (1987)	
Kevin Barry, OL, Green Bay (2002-05; 2006 IR), Houston (IR, 2007)	
Michael Bates, RB, Seattle (1993-94), Cleveland (1995), Carolina (1996-2000,02), Washington (2001), Dallas/NYJ (2003)	6
Danny Baugher, P, New England Patriots (2006 PS; NFLE 2007)	
Colin Baxter, New York Jets (2011), San Diego (2011)	
Jerry Beasley, LB, British Columbia (1990-91)	
Marcus Bell, LB, Seattle (2000-02), Houston (2004)	4
Mike Bell, RB, Denver (2006-07), New Orleans (2008-09), Philadelphia (2010)	
Theopolis "T" Bell, flanker, Pittsburgh (1976-80), Tampa Bay (1981-85)	4
Steve Boadway, LB, Detroit (1987)	
Tony Bouie, DB, Tampa Bay (1995-98)	
Greg Boyd, DB, New England (1973), New Orleans (1974)	14
Brant Boyer, LB, Miami (1994), Jacksonville (1995-00), Cleveland (2001-04)	6
Lance Briggs, LB, Chicago (2003-)	3
Eben Britton, OT, Jacksonville (2009-12), Chicago (2013-14)	2
Tedy Bruschi, LB, New England (1996-2008)	3
Chester Burnett, LB, Washington (1998), Jacksonville (1999), Cleveland (2000)	7
Chris Brewer, RB, Denver (1984), Chicago (1987)	9
Copeland Bryan, DE, Chicago (2006 PS), Buffalo (2007-08), Detroit (2009)	
Trung Canidate, RB, St. Louis (2000-02), Washington (2003-04)	1 (31)
Ka'Deem Carey, RB, Chicago, (2014-)	4
Ontiwaun Carter, RB, Calgary (1994-96)	
Antoine Cason, CB, San Diego (2008-12), Arizona (2013), Carolina & Baltimore (2014)	1 (27)
Chuck Cecil, S, Green Bay (1988-92), Phoenix (1993), Houston (1995)	4
Jermaine Chatman, CB, Denver (2004)	
Bob Cobb, DE, Los Angeles (1981), Tampa Bay (1982)	3
Don Corbitt, C, Washington (1948)	
Juron Criner, WR, Oakland (2012-13)	5
Larry Croom, RB, Arizona (2004)	
Bob Crum, DE, St. Louis (1974)	3
Jack Davis, G, Denver (1960)	
Mike Dawson, DT, St. Louis (1976-82), Detroit (1983), Kansas City (1984)	1 (16)
Bill Demory, QB, N.Y. Jets (1973-74)	
Charlie Dickey, OL, Pittsburgh (1987)	
Curt DiGiacomo, G, San Diego (1986), Kansas City (1988)	
Lionel Dotson, DL, Miami (2008-10) Buffalo (2011)	7
David Douglas, WR, New York Giants/Tampa Bay (2012)	
Joe Drake, DT, Philadelphia (1985), San Francisco (1987)	
Biren Ealy, WR, Tennessee (2007 developmental)	
Hicham El-Mashtoub, C, Houston (1995-96), Tennessee (1997)	6
Ricky Elmore, DE, Green Bay (2011 draft); San Francisco (2012)	6
Fred W. Enke, QB, Detroit (1948-51), Philadelphia (1952), Baltimore (1953-54)	7
Byron Evans, LB, Philadelphia (1987-94)	4
John Fina, OT, Buffalo (1992-2001), Arizona (2002-04)	1 (27)
Marquis Flowers, LB, Cincinnati (2014-)	6
Nick Foles, QB, Philadelphia (2012-14, 17-), St. Louis (2015), Kansas City (2016, 3)	
Nick Folk, K, Dallas Cowboys (2007-09), NY Jets (2010-16), Tampa Bay (2017)	7
Mike Freeman, OL, Denver (1984, 86-87), Los Angeles Raiders (1988)	
Phil Freeman, WR, Tampa Bay (1985-87)	
Makai Freitas, OT, Rhein-NFLE (2001)	
Makoa Freitas, OL, Indianapolis (2003-04)	6
Ron Gardin, back, Baltimore (1970-71), New England (1971)	6
Frank Garcia, P, Seattle (1981), Tampa Bay (1983-87)	
Gary Gibson, LB, Boston Breakers (1983)	11
Robert Golden, DB, Pittsburgh (2012-)	
Steven Grace, C, Arizona (2002), NFLE-Rhein (2003)	
Adam Grant, tackle, Denver (2011 practice)	
Marsharne Graves, OL, Denver (1984), Indianapolis (1987)	
Marcellus Greene, DB, Minnesota (1984)	11
Tom Greenfield, C, Green Bay (1939-41)	15
Fritz Greenlee, WR, San Francisco (1969)	
Daniel Greer, DT, Rhein-NFLE (2000-01)	
Richard Griffith, TE, New England (1993), Jacksonville (1995-00)	5
Chris Gronkowski, FB, Dallas (2010), Indianapolis (2011)	
Rob Gronkowski, tight end, New England (2010-)	2
Al Gross, S, Cleveland (1983-87)	9
Gilbert Harris, RB, Kansas City (2007)	
Rickie Harris, back, Washington (1965-70), New England (1971-72)	
Sean Harris, LB, Chicago (1995-2000), Indianapolis (2001)	3
Keith Hartwig, WR, Green Bay (1977)	11
Larry Heater, RB, N.Y. Giants (1980-83)	5
Brad Henke, DL, Denver (1989)	4
Chris Henry, RB, Tennessee Titans (2007-09), Houston (2009)	2
Joe Hernandez, back, Washington (1964)	2
Derek Hill, WR, Pittsburgh (1989-90), Phoenix (1991)	3



George Hinkle, DL, San Diego (1988-91), Washington/Minnesota (1992), Cincinnati (1993)	11	Andrae Thurman, WR, Green Bay (2004), Tennessee (2005)	2
Harry Holt, tight end, Cleveland (1983-86), San Diego (1987)		Joe Tofflemire, C, Seattle (1989-94)	2
Mitch Hoopes, P, Dallas (1975), San Diego (1976), Houston (1976-77), Detroit (1977)	8	Vuna Tuihalamaka, LB, Seattle (2010, practice)	
Jon Horton, WR, London-NFLE (1991)		Van Tuinei, DE, San Diego (1997), Indianapolis (1998), Chicago (1999-2000), Paul Vassallo, LB, Arizona (2012 free agent)	
Brad Hubbert, back, San Diego (1967-70)		Bobby Wade, WR, Chicago (2003-05), Tennessee (2005-06), Minnesota (2007-08), Kansas City (2009)	5
Floyd Hudlow, end, Buffalo (1965), Atlanta (1967-68)	9	Trevin Wade, CB, Cleveland (2012), New Orleans (2013), Giants (2015-16)	7
LaMonte Hunley, LB, Indianapolis (1985-86)		Jackie Wallace, DB, Minnesota (1974), Baltimore (1975-76), Los Angeles (1977-79)	2
Ricky Hunley, LB, Denver (1984-87), Phoenix (1988), Los Angeles (1989-90)	1 (7)	Mark Walczak, tight end, C, Buffalo/Indianapolis (1987), Phoenix (1988), San Diego (1989, 1991)	
Chris Jennings, RB, Cleveland (2009)		Rob Waldrop, DT, Kansas City (1994-95)	5
Keshon Johnson, CB, Chicago (1993, 95), Green Bay (1994, 1997)	7	Dana Wells, DL, Cincinnati (1989)	11
Michael Johnson, S, New York Giants (2007-10)	7	Ray Wells, LB, Tennessee (2003), San Francisco (2004)	
Vance Johnson, WR, Denver (1985-93, 1995)	2	Bob Whitlow, OL, Washington (1960-61), Detroit (1961-65), Atlanta (1966), Cleveland (1968)	
John Kaiser, LB, Seattle (1984-86), Buffalo (1987)	6	Armon Williams, DB, Tennessee (1997)	7
Abe "Sonny" Karnofsky, back, Philadelphia (1945), Boston (1946)		Rodney Williams, WR, Oakland (1998-1999)	
Mark Keel, tight end, New England (1986), Seattle/Kansas City (1987)	9	Eddie Wilson, QB, Kansas City (1962-64), Boston (1965)	2
Jeff Kiewel, OG, Atlanta (1985-87)		Scobby Wright III, LB, Arizona (2016-)	7
Spencer Larsen, LB/fullback, Denver (2008-11), New England (2012), Tampa Bay (2013)	6	Rob Woods, OT, Cleveland (1991)	4
Chuck Levy, RB, Arizona (1994), San Francisco (1997-98)	2	Joe Young, end, Denver (1960-61)	
Darryll Lewis, CB, Houston/Tennessee (1991-98), San Diego (1999-2000)	3	Max Zendejas, K, Washington (1986), Green Bay (1987-88)	4
Roderick Lewis, tight end, Tennessee (1994-97)	5		
Warren Livingston, DB, Dallas (1961-66)			
Danny Lockett, LB, Detroit (1987-88), London-NFLE (1991-92)	6		
Mike Lucky, tight end, Dallas (1999-2002)	7		
Bill Lueck, G, Green Bay (1968-74), Philadelphia (1975)	1 (26)		
Brandon Manumaleuna, tight end, St. Louis (2001-05), San Diego (2006-09), Chicago (2010)	4		
Stan Mataele, nose G, Green Bay (1987)	8		
Chris McAlister, CB, Baltimore (1999-2008), New Orleans (2009)	1 (10)		
Bob McCall, back, New England (1973)	5		
Jeremy McDaniel, WR, Buffalo (1999-2001)			
Bill McKinley, DE/LB, Buffalo (1971)	6		
Marques McFadden, tackle, Atlanta (2001), Amsterdam-NFLE/Dallas (2002)			
Steve McLaughlin, PK, St. Louis (1995)	3		
Chris McLemore, RB, Indianapolis (1987), L.A. (1987-88)	11		
John Mellekas, OT, Chicago (1956-61), San Francisco (1962), Philadelphia (1963)	4		
Frank Middleton, OG, Tampa Bay (1997-2000), Oakland (2001-04)	3		
Josh Miller, P, Pittsburgh (1996-03), New England (2003-06), Tennessee (2007)			
Earl Mitchell, DT, Houston (2010-13), Miami (2014-16), San Francisco (2017)	3		
Darryl Morrison, S, Washington (1993-96)	6		
Edwin Mulitalo, OT, Baltimore (1999-2006), Detroit (2007-08)	4		
Lee Mulleaneaux, back, New York Giants (1932)			
Nate Ness, S, Miami (2009-10), Seattle (2010), St. Louis (2011)			
Walter Nielsen, back, N.Y. Giants (1940)	1 (10)		
John Nies, P, Buffalo (1990), Sacramento (1991)	6		
Earle Nolan, tackle, Chicago (1937-38)			
Dennis Northcutt, Cleveland (2000-06), Jacksonville (2007-08), Detroit (2009)	2		
Jim Oldham, end, Racine (1926)			
Hubert Oliver, fullback, Philadelphia (1981-85), Baltimore/Houston (1986)	10		
Fendi Onobun, TE, St. Louis (2010), Seattle/Washington/Jacksonville (2011), Buffalo (2011), Chicago (2013) (UA bkb)	6		
Chuck Osborne, DT, St. Louis (1996), Oakland (1998-99), New England (2000)	7		
Glenn Parker, OT, Buffalo (1990-96), Kansas City (1997-99), New York Giants (2000-01)	3		
Will Parks, S, Denver (2016-)	6		
Ty Parten, DT, Cincinnati (1993-95), Kansas City (1997-00)	3		
Antonio Pierce, LB, Washington (2001-04), New York Giants (2005-09)			
Scott Piper, WR, Buffalo (1976)	6		
Jose Portilla, OT, Atlanta (1998-99)			
DaShon Polk, LB, Buffalo Bills (2000-03), Houston (2004-06)	7		
Brooks Reed, DE, Houston (2011-14), Atlanta (2015-)	2		
D'Aundre Reed, DE, Minnesota (2011-12), San Francisco/Jacksonville (2013)	7		
Shaquille Richardson, CB, Pittsburgh, (2014)	5		
Randy Robbins, DB, Denver (1984-92)	4		
Mike Robinson, DT, Cleveland (1981-82)	4		
Paul Robinson, back, Cincinnati (1968-72), Houston (1972-73)	3		
Ruben Rodriguez, P, Seattle (1987-89), New York Giants (1992)	5		
Martin Rudolph, DB, Denver (1987)			
Joe Salave'a, DT, Tennessee (1998-2002), San Diego (2003), Washington (2004-06)	4		
Brandon Sanders, S, New York Giants (1997-1998)			
Manuia Savea, OL, Cleveland (2000)	7		
Chris Schultz, OT, Dallas (1983, 1985)	7		
Yusuf Scott, OG, Arizona Cardinals (1999-2001)	5		
Mike Scurlock, DB, St. Louis (1995-98), Carolina (1999)	5		
Paul Shields, RB, Indianapolis (1999-2001)			
Chris Singleton, LB, New England (1990-93), Miami (1993-96)	1 (8)		
Bronco Smilanich, back, Cleveland (1939)			
Anthony Smith, DL, Los Angeles (1991-97)	1 (11)		
Marcus Smith, DL, Baltimore (2008), Buffalo (res. 2009)			
Jimmy Sprotte, LB, Tennessee/Cincinnati (1998-99)	7		
Hank Stanton, WR, Boston (1946-47)	6		
Syndric Steptoe, WR, Cleveland (2007-09)	7		
Ricky Stevenson, back, Cleveland (1970)	4		
Joe Tafoya, DE, Chicago (2001-04), Seattle (2005-06), Arizona (2007)	7		
Robert Temple, end, Milwaukee (1940-41)			
Mike Thomas, WR, Jacksonville (2009-12), Detroit (2012), Arizona (2013), Houston (2014)	4		
Bobby Thompson, back, Detroit (1964-68), New Orleans (1969)	3		



## All-Time Lettermen

(XX) indicates team captain

### A

Abbott, Howard: 1931, 32, 33  
 Abbott, Jon: 1974, 75, 76, (77)  
 Abram, John A.: 2003, 04, 05  
 Ackerman, T. Warren: 1948  
 Acuff, Wendell P.: 1926, 27, (28)  
 Acton, Brian F.: 1966  
 Adams, David D.: 1984, 85, 86  
 Adams, David Lee: 2004  
 Adams, Isham C. E.: 1919 (trainer)  
 Adamson, Kenneth Edward: 1934  
 Adamson, William J.: 1973, 74  
 Aeppli, Emmett Clark: 1945  
 Ahee, Solomon: 1946, 47  
 Ahern, Patrick: 1986  
 Akinniyi, Akin: 2003, 04, 05  
 Albert, Philip S.: 1965, 66  
 Alexander, Dusty S.: 2001  
 Alexander, Vern: 1960, 61, 62  
 Alexander, Zeno A.: 1987, 88, 89, 90  
 Alford, James: 2005, 06, 07  
 Allah, Jamar: 2013, 14, 15  
 Allen, Calvin: 2014, 15, 16  
 Allen, Gallen C.: 1985, 87  
 Allen, Gove L., Jr.: 1954, 55, 56  
 Allison, James C.: 1970, 71, 72  
 Allred, Douglas O.: 1955, 56  
 Alsadek, Jacob: 2014, 15, 16  
 Alualu, Ben U.: 1998, 2000  
 Aluisse, Joe: 1966  
 Amituana, Conan: 2008, 09, 10  
 Anderson, Bradley S.: 1981, 82, 83  
 Anderson, Clarence: 1954, 55, 56  
 Anderson, Dennis J.: 1973, 74, 75  
 Anderson, Derriak J.: 1973, 76, 77  
 Anderson, Kenneth Robert: 1928, 29  
 Anderson, Quintus James: 2000 (manager)  
 Andrew, Keith R.: 1978  
 Andrus, Dexter Eli: 2008  
 Anglin, Ray: 1930, 31, 32  
 Antolin, Keola: 2008, 09, 10, (11)  
 Arboit, Thomas M.: 1965, 66  
 Arce, John H.: 1973, 75, 76  
 Archibald, Charles: 2009  
 Areghini, David G.: 1961, 63  
 Arico, Sam S.: 1937, 38  
 Armer, Walter D.: 1938  
 Arnason, Hal G.: 1968, 69, 70  
 Arnason, Kim S.: 1970  
 Arneson, James A.: 1970, 72  
 Arneson, Mark E.: 1969, 70, (71)  
 Aro, Michael R.: 1967, 68  
 Arrigoni, Peter R.: 1955  
 Arriola, Frank: 1985, 86  
 Arzouman, Jacob: 2014  
 Ashby, Jack C.: 1969, 70  
 Ashcraft, Clarence Leslie: 1938, 41  
 Austin, Adam: 2006  
 Austin, Dominique: 2008, 09, 10, 12  
 Austin, Wilfred G.: 1924, 25  
 Avegalio, Fata Ryan: 2001, 02  
 Aycock, Quentin E.: 1952

### B

Babiash, Derek: 2013  
 Bachman, Addison: 2011, 12  
 Baechler, William K.: 1974, 75, 76  
 Bagby, Charles F.: 1942  
 Bailey, Michael K.: 1973  
 Bailey, William H.: 1984  
 Baker, Barrett: (1998)  
 Baker, Dave: 1973, 74, 75 (manager)  
 Baker, Jared: 2012, 13, 14, 15  
 Baker, Marvin B.: 1974, 75  
 Baker, Scott: 1976, 77  
 Baker, William C.: 1973, 75, 76  
 Balich, Nicholas S.: 1957, 58  
 Balikian, Michael N.: 1979  
 Ball, Lawrence: 2004  
 Banda, Jack: 2015, 16  
 Banjavcic, Emil T.: 1939, 40, (41)  
 Banks, Antonio C.: 2000, 01  
 Barajas, David: 1967, 68  
 Barber, Robert Olsen: 1932  
 Barker, Lawrence Ward: 2005  
 Barkley, Charles Everett: 1916  
 Barkley, Howard T.: 1919, 20, 21, 22  
 Barkum, Derrick: 2008  
 Barnett, Rory T.: 1980, 84  
 Barnett, Yaniv: 2004, 05, 06, 07  
 Barrett, Willis H.: 1973, 74, 75  
 Barringer, John B.: 1982, 83, 84  
 Barry, Kevin: 2000, 01  
 Barthalt, John: 1982, 83, 84  
 Barthels, Frederick: 2005  
 Barton, Michael: 2016  
 Basye, Thomas I.: 1984, 86  
 Bateman, Ralph Lowell: 1904  
 Bates, Michael D.: 1989, 90

Batiste, Fred: 1949, 50  
 Batten, Brady E.: 1993, 95, 96, 97  
 Battista, Frank J.: 1959  
 Battles, Michael J.: 1973, 74, 75  
 Baugher, Daniel: 2002, 03, 04, 05  
 Baucus, Jack: 2010, 11  
 Baucus, Mickey: 2011, 12, 13, 14  
 Baxter, Colin: 2007, 08, (09), (10)  
 Bayless, Zebulon Vance: 1901, 02  
 Beach, Charles P.: 1913, 14  
 Beal, Robert L.: 1964, 65  
 Beall, Charles Louis: 1945  
 Be'Ans, Donald E.: 1982, 83, 84, 85  
 Beard, William Carl: 1952, 53, 54  
 Beasley, Don G.: 1952, 53, 56  
 Beasley, Jerry W.: 1984, 85, 86, 87  
 Beaton, Robert Stenhouse: 1913  
 Becker, Peter: 1991, 93  
 Bechtold, Kenneth I.: 1926, 27  
 Becker, Peter C.: 1991  
 Beddow, Edward W.: 1939, 40, 41  
 Beeler, George W.: 1932, 33, 34  
 Behr, Ernest Edward: 1908  
 Beirne, Bryson: 2009, 10, 11  
 Belknap, Justin: 2016  
 Bell, James Bryan: 1919, 20  
 Bell, Marcus Udall: 1996, 97, 98, 99  
 Bell, Michael S.: 2002, 03, (04), (05)  
 Bell, Ralph Lewis: 1912  
 Bell, Tanner C.: 2002, 03, 05  
 Bell, Travis R.: 2005, 06, 07  
 Bell, Theopolis: 1972, 73, 74, 75  
 Bender-Ramsay, Eric: 2011, 12, 13  
 Benjamin, Marcus: 2009  
 Bennett, Earl R.: 1929, 30  
 Bennett, Joseph Dean: 1942, 46, 47  
 Bensinger, Robert: 1979  
 Bentley, Donald James: 1941  
 Bergman, James Morris: 1934, 35  
 Bergman, Craig J.: 1986  
 Bernard, Allen Chouteau: 1900  
 Bernhard, Durward Isaac: 1911, 12  
 Berra, Carl: 1939, 40  
 Berry, John Chester: 1934, 35  
 Berry, Lowell M.: 1954, 55  
 Berry, Ruben: 1983, 84, 85, 86  
 Berry, William: 1924 (manager)  
 Bertoni, Jason: 2008, 09  
 Bertrand, Dave: 2005, 06  
 Betty, Stuart R.: 1989  
 Bever, Laurence H.: 1927, 28, 29  
 Beyer, Ronald E.: 1975, 76, 77, 78  
 Bias, Kelvin C.: 1992  
 Bichekas, Val S.: 1983, 84, 85, 86  
 Bickle, William J.: 1948, 49  
 Bingham, Norman J.: 1948, 49  
 Bird, Allen Tracy, Jr.: 1910  
 Bird, Walter Duane: 1910, 11  
 Birmingham, Jim E.: 1983, 84, 85, 86  
 Biskin, Trace: 2008, 09, 10, 11, (12)  
 Black, Charles: 1904  
 Black, John Russell: 1938, 39, (40)  
 Black, John R.: 1969, 70  
 Black, William Thomas: 1942, 46  
 Blackwell, Harrison Jr.: 1977, 80  
 Blades, Ernest Orrin: 1908, 09  
 Bland, George B.: 1942  
 Bland, Vernon Nelson: 1933, 34, 35  
 Bleakley, Barry B.: 1953, 54  
 Bledsoe, John R.: 1972, 73, 74  
 Bledsoe, Frederick W.: 1978  
 Blocker, William M.: 1997  
 Bloodworth, Ted: 1946  
 Boadway, Steve: 1981, 82, 83, 84  
 BoBo, Thomas Jr.: 1993, 94, 96  
 Boche, Mark G.: 1968, 69  
 Boeler, George W.: 1932, 33, 34  
 Boetcher, Christian: 2016  
 Bognanno, Joseph M.: 1957, 58  
 Bolen, Lee E.: 1971, 72  
 Bonano, John: 2009, 10, 11, 12  
 Bondurant, Tra'Mayne: 2011, 12, 13, 14  
 Bone, James Lee: 1910  
 Bonillas, Jose R.: 1995, 96, 97, 98  
 Bonillas, Ygnacio Safford: 1904  
 Bondzio, Jason: 2007, 08  
 Booth, Nick: 2008, 09  
 Borg, Daniel: 2006, 07  
 Boris, Robert F.: 1980, 81  
 Bostrum, Enoch: 1913  
 Boucher, Donald: 1949, 50  
 Bouie, Tony V.: 1991, 92, 93, 94  
 Bourland, David P.: 1988, 89, 90  
 Bowden, Bill: 1938 (manager)  
 Bowerman, Donald R.: 1954, 55, 56  
 Bowers, Glenn F.: 1953, (54)  
 Bowers, Larry W.: 1951, 52, 53  
 Boyd, Gregory: 1970, 71, 72  
 Boyer, Brant T.: 1992, (93)  
 Boykin, Gerald L.: 1952, 53  
 Bradford, Orlando: 2015  
 Bradley, John S.: 1980  
 Bradstreet, Jerbert Neal: 1910

Brady, Arthur Richard: 1911  
 Brady, Blake: 2011, 12, 13, 14  
 Brady, James: 1948 (manager)  
 Branch, Joseph A.: 1994, 1995  
 Brandimarte, James: 1975  
 Brandom, John: 1986, 87, 88, 89  
 Brandon, Van: 1978, 79, 80, 81  
 Brandt, Leo M.: 1950, 51, 52  
 Brandt, Rucker: 1993, 94, 95  
 Brautigan, Roger L.: 1966, 67  
 Bray, Heath J.E.: 1989, 90, 91, (92)  
 Brechler, William E.: 1962, 63  
 Breen, Murice: 1917  
 Breinig, Howard R.: 1960, 61, (62)  
 Brennan, R. Bradley: 1996, 97, 98, 2000  
 Brennan, Thomas R.: 1966, 67  
 Brewer, Chris: 1980, 81, 82, (83)  
 Brewer, Devon: 2015  
 Brichta, Louis Chambrro: 1909, 10, 11  
 Bricker, Edward H.: 1962, 63, 64  
 Briggs, Lance M.: 1999, 2000, 01, (02)  
 Brisco, Arguster: 1971, 74  
 Briscoe, John E.: 1962, 63, 64  
 Brittain, Brad Richard: 2002, 04, 05  
 Britton, Eben: 2006, (07), (08)  
 Brockenbury, Richard A.: 1915, 16  
 Broderick, Glenn Burwood: 1920, 21, 22  
 Brookfield, Charles: 1971  
 Brooks, Darrell L.: 2002, 03, (04), (05)  
 Brooks, David E.: 1978  
 Brookshier, Frank A.: 1923, 24, 25  
 Brown, Charles Owen, Jr.: 1903  
 Brown, Edward H.: 1954, 55, 56, 57  
 Brown, J. Duncan: 1926, 27  
 Brown, Lyle: 2009, 10, 11  
 Brown, Lynnnden A.: 1981, 82, 83, 84  
 Brown, Marvin: 1999  
 Brown, Patrick L.: 1958, 59, 60  
 Brown, Peterson: 1923  
 Brown, Shun: 2015, 16  
 Brown, Willard Morse: 1899  
 Brumfield, Wally M.: 1972, 73  
 Brunelli, Lee Q.: 1985  
 Brunk, Michael D.: 1962, 64  
 Bruno, Luca: 2015, 16  
 Bruschi, Tedy L.: 1992, 93, 94, (95)  
 Bryan, Copeland J.: 2002, 03, 04, 05  
 Bryant, Jimmy R.: 1963, 64  
 Bubala, Joseph Eugene: 1957, 58, 60, 61  
 Buckner, Dan: 2011, 12  
 Buehman, Albert Rex: 1904  
 Bullock, James D.: 1991  
 Bunch, Gordon A.: 1982, 83, 84  
 Bundance, Cayman: 2012, 13, 14, (15)  
 Bundy, Michael S.: 1991  
 Burden, E. Todd: 1987, 88, 89, 90  
 Burget, Christopher J.: 1983, 85  
 Burnett, Chester D.: 1993, 95, 96, 97  
 Burnet, Max: 1954, 55  
 Burnham, Roderick Deann: (1908)  
 Burrows, Ashley: 1998  
 Bush, Bruce C.: 1981  
 Bush-Loo, Keoni: 2012, 13  
 Butler, Kylan: 2011, 12, 13  
 Butts, Horatio Cotter: 1927, 1928

### C

Calderswood, Roger L.: 1964, 65, (66)  
 Callen, Robert Leon: 1996, 98, 99  
 Calloway, Lawrence: 1905, 07 (man.), 08, 09  
 Cameron, Carl C.: 1937, 38  
 Camp, Charlie: 1991, 92, 94, 95  
 Campbell, Duncan Hugh: 1899, 1900  
 Campbell, Nathan: 1998, 99, 00  
 Campos, Jose Luis: 1998  
 Campzell, Thomas: 1971, 72, 73, 74  
 Canidate, Trung J.: 1996, 97, 98, 99  
 Cannon, Frank Mullen: 1910  
 Capers, Wayne Jr.: 2012  
 Capps, Clarence R.: 1945  
 Capps, Ferril: 1941, 42  
 Cardella, Kenneth C.: 1951, 52, 53  
 Cardezo, Paul J.: 1974  
 Carey, Ka'Deem: 2011, 12, 13  
 Carey, Tom: 1930  
 Carlson, Clarence W.: 1931, 32, 33  
 Carlyle, Thomas Gordon: 1933, 34, 35  
 Carney, John T., Jr.: 1961, 62  
 Carpenter, Harold David: 1915, 16, 17  
 Carpenter, Miles Miller: 1908, 09, 10  
 Carpenter, Lewis: 1920, 22, 23, 24  
 Carpenter, Thomas: 1948  
 Carr, Beau: 2002  
 Carrillo, Oscar Jr.: 1947, 48, 49, 50  
 Carroll, Joseph S.: 1959, 60  
 Carter, Bob R.: 1979, 80, 81  
 Carter, John E.: 1979  
 Carter, Ontiwaun E.: 1991, 92, 93, (94)  
 Caruthers, Edward J. Jr.: 1967  
 Caruthers, Sam R.: 1912, 1913  
 Case, Darren James: 1987, 88, 89, 90  
 Case, Travis J.: 1949, 52  
 Cason, Antoine: 2004, 05, (06), (07)

Cassarino, William M.: 1971  
 Castaneda, Rudolph: 1899  
 Castillo, Jeff Phillip: 1985  
 Castle, Sam E.: 1965, 66  
 Castle, Stephen C.: 1973  
 Catalano, David: 2015  
 Catlin, Ronald: 1977, 78, 79  
 Cecil, Charles: 1984, 85, 86, (87)  
 Cephers, Troy: 1985, 86, 87  
 Chacon, Brian: 2011, 12, 13  
 Chalmers, Stephen Martin: 1946  
 Chambers, Dale Sherman: 1945 (man.)  
 Champion, William H.: 1972, 73  
 Chapman, Jan L.: 1905  
 Chatman, Jermaine: 2000, 01  
 Chavez, William E.: 1967  
 Cherry, Joe Wesley: 1946  
 Chiasson, Jeffrey T.: 1994, 95  
 Christensen, William John: 1958, 59  
 Christiansen, Brian A.: 1981  
 Christiansen, Richard A.: 1950, 51, (52)  
 Christy, Fred Chase: 1900, 01  
 Christy, Theodore R.: 1961, 62, (63)  
 Ciasca, Michael: 1992, 93  
 Clark, Carl Wood: 1912, 13  
 Clark, Donald F.: 1932, 33  
 Clark, Drexel D.: 1930, 31, 32  
 Clark, George: 1932 (manager)  
 Clark, Marvin Carl: 1921, 22, (23), 24  
 Clark, Wallace W.: 1925, 26, 27, 28  
 Clarke, Raymond: 1970, 71, 72  
 Claus, Bart: 1952, 53, 55  
 Clawson, George Albert: 1912, 14  
 Claves, Alfred: 1923  
 Clayton, Harry H.: 1934, 35  
 Clayton, Reed Douglas: 1985, 86  
 Clifford, Brian P.: 1980  
 Cloud, Leo Frederick: 1912, 14  
 Clubb, Fred J.: 1940, 41  
 Clymer, Vance Geer: 1917, 19, 20, 21  
 Cobb, Jamardre: 2015, 16  
 Cobb, Robert L.: 1978, 79  
 Cobb, Travis: 2009, 10  
 Cobbe, George H.: 1934  
 Cochran, Charles M.: 1933, 34, (35)  
 Codd, George Gordon: 1935, 36, 37  
 Codd, William A.: 1953, 54, (55)  
 Coddington, James L.: 1967, 68  
 Cody, William F.: 1955  
 Colace, Joseph J.: 1973, 74  
 Cole, Dalton J.: 1973, 74  
 Cole, James A.: 1951  
 Collier, Horace Jay: 1929, 30, (31)  
 Collins, Guy: 1984  
 Comeaux, Otis: 1967, 68  
 Compton, Gilbert M.: 1981  
 Concannon, James M.: 1941  
 Condron, Albert Harlan: 1913, 14  
 Conn, C. Roy: 1938, 39, 40  
 Connell, Thomas Joseph: 1922  
 Connolly, Finton: 2016  
 Connolly, Leo Max: 1929  
 Conner, John: 1982, 83, 84  
 Connor, David A.: 1983, 84  
 Converse, Arthur Lee: 1946, 47, (48)  
 Converse, Arthur Tracy: 1972, 73  
 Conwell, Dakota: 2012  
 Cook, Charles E.: 1958  
 Cook, Kenneth J.: 1961, (62)  
 Cook, Oscar: 1917, 19  
 Cook, William L.: 1979, 80, 81  
 Cooley, Thomas W.: 1968, 69  
 Cooper, Carl Willis: 1936, 38  
 Cooper, Michael: 2011, 12  
 Cooper, Tristan: 2016  
 Cooper, Van E.: 1974, 75, 76, 77  
 Coppinger, James R.: 1945, 46  
 Corbett, Donald Oliver: 1946, 47  
 Corley, Cecil H.: 1942  
 Corley, Vaughn S.: 1953, 54, 55  
 Corley, Vaughn S. Jr.: 1980  
 Corral, Christopher: 1991, 92, 93  
 Cosgrove, Bard L.: 2001, (02), 03  
 Costa, Dominic K.: 2002, 03  
 Coston, Gary D.: 1986, 87, 89, (90)  
 Couch, Steve: 1982  
 Coulter, Robert L.: 1992, 93, 94  
 Courtney, David L.: 1972  
 Coutchie, Fover L.: 1940, 41, 42  
 Cox, Tremaine J.: 2001  
 Covington, J. Herbert: 1935  
 Crawford, Albert M., Jr.: 1913, 14, 15, 16  
 Crawford, Johnny R.: 1976, 77, 78, 79  
 Creason, Cody: 2016  
 Creviston, Kenton L.: 1975, 76, 77  
 Crier, Keeney: 2007, 08, 09, 10  
 Crimes, Jerome: 1980, 81  
 Criner, Juron: 2008, 09, 10, 11  
 Crogan, Fred: 1933, 34  
 Croom, Larry: 1999, 2000  
 Cropper, Gary Lee: 1956, 57, (59)  
 Crosby, Cleveland P.: 1978, (79)  
 Crossman, Richard A.: 1967, 68, (69)



Crouch, Andrew: 1983, 85, 86  
Crouch, Cecil James: 1947, 49  
Crouch, Robert E.: 1924, 25, (26), 27  
Crowell, Irving Potter: 1921  
Cruikshank, Dane: 2016  
Crum, Hilliard H., Jr.: 1946, 47  
Crum, Robert H.: 1970, 71, 72  
Crump, Gino: 2010, 11  
Cunningham, Van Hugh: 1945  
Cury, Ronald E.: 1970  
Cusick, Edward Timothy: 1920  
Custer, Blake F.: 1985, 86, 87

## D

Dahlquist, Eugene M.: 1963, 64  
DaLee, Ronald A.: 1969, 70, 72  
DalMolin, Benjamin A.: 2001, 02, 04  
Daniels, Chidi: 1999  
Daring, Jackson D.: 1953(manager)  
Dassoff, Lester: 1942  
D'Auria, John C.: 1971, 72  
Davidson, William Simpson: 1905  
Davies, William Walter: 1930, 31, (32)  
Davis, Barto C.: 1925, 26  
Davis, Derral W.: 1973, 75  
Davis, Guy D.: 1979, 80  
Davis, Jack O.: 1955, 56, (57)  
Davis, Jerry A.: 1972, 73, 74  
Davis, Kenneth L.: 1969  
Davis, Preston: 1964  
Davis, Sidney P.: 1951, 52, 53  
Davis, Vernon C.: 1971, 73  
Davitch, Jerry J.: 1962, 63, 64  
Dawkins, Brandon: 2015, 16  
Dawson, Michael D.: 1972, 73, 74, 75  
Day, Courtland F.: 1899, (1900), 01, 02, 03  
Day, Raymond A.: 1948, 49, 50  
Day, Kyle: 2009  
Deal, Ralph E.: 1927  
Dean, Delashaun: 2007, 08, 09  
Dean, John Barry: 1970, 71, 72  
de Beer, Gerhard: 2014, 15, 16  
DeBow, James W. III: 1985, 86, 87, 88  
Deen, William E.: 1950, 51, 52  
Dellaccio, Dominick J.: 1965  
Demory, John W.: 1970, 71, 72  
Dempis, Thomas: 1992, 93, 94, 95  
Dennard, Brennan J.: 2004, 05, 07  
Dennis, Karl A.: 1939, 40, 41 (manager)  
Denton, Brian D.: 1983, 84, 85, 86  
Denker, B.J.: 2012, 13  
Denson, Cam: 2014, 15, 16  
De Rego, Lamar: 2011, 12  
Dermody, Richard L.: 1942  
Dersam, Michael D.: 1992  
DeSonia, Dave H.: 1962, 63, 64  
DeSylvia, Michael E.: 1971  
Detloff, Albert John: 1903, 04  
Detwiler, Michael G.: 2000, 01  
DeWan, Timothy D.: 1964, 66, 67  
Diaz, Mike: 2008, 09  
Dice, Richard P.: 1993, 94, 95, (96)  
Dickerson, Lynn R.: 1976, 78  
Dickey, Charles J.: 1983, 84  
Dickey, Troy: 1992, 93  
Dicus, Waldo M.: 1927, 29, (30)  
Diebold, Theodore R.P.: 1925, 26, 27, (28)  
DiGiarnico, Curt: 1984, 85  
Dirst, Wayne A.: 1940, 41, 42  
Divelbess, Harold L.: 1923, 24, 25, 26  
Dixon, William: 1988, 89, 90, 91  
Dobyns, Jay A.: 1982, 83, 84  
Dodge, Abbott E.: 1930  
Dodson, Richard L.: 1970, 71, 72  
Donarski, James D.: 1950, (51), (52)  
Doolen, Edward W.: 1970, 71, 72  
Dotson, Lionel: 2004, 05, 06, 07  
Dotsy, Vaughn: 2008, 09  
Douglas, David: 2008, 09, 10, 11  
Douglas, James K.: 1964, 65  
Doulgerakis, Steven: 1997  
Dow, Allison C.: 1935  
Dowell, Danny: 1986  
Downey, Roland V.: 1916, 17  
Dozier, C.J.: 2012  
Drachman Frank E.: 1925  
Drake, Joe L.: 1981, 82, 83, 84  
Driscoll, Mark P.: 1968  
Drummond, Kirk: 1976, 77  
DuBose, John: 1984, 85  
Dugandzic, Kyle: 2011, 12  
Duke, Charles L.: 1968, (69)  
Duke, Homer Ashley: 1934, 35, 36  
Dumelle, Laurence G.: 1958  
Dungan, Jack Rowen: 1938, 39, 40  
Dungan Joseph: 1942  
Dunham, Orza Kenneth: 1900  
Dunn, Thomas P.: 1957  
Dunseath, James Elliott: 1929, 30, 31  
Durazzo, George William: 1945  
Durden, Allan: 1982, 83, 84, (85)  
Durlley, Earle Preston: 1908, 09  
Duwe, Herman A.: 1932, 33, 34

Dyer, Harvey Lee: 1946, 47, 48

## E

Eafon, Kelvin L.: 1996, 97, (98)  
Ealy, Biren S.: 2002, 03  
Earley, Wayne O.: 1952 (manager)  
Earls, Derek: 2010, 11, 12  
Ebbele, Fabbians: 2011, 12, 13, 14  
Eckert, Richard A.: 1971  
Eddy, Christopher L.: 1971  
Edmonds, N. Wayne: 1967  
Edwards, F. Thomas: 1998  
Edwards, Neon: 1982, 83, 84  
Edwards, Vance Phillips: 1905  
Egbert, Henry D.: 1939, 40  
Eggold, John L.: 1969, (70)  
Eidson, Ryan: 2003, 04, 05  
Elder, William David: 1945  
Eldridge, David: 1985, 87, 88  
Eldridge, Nathan: 2016  
Elias, Josh: 2011  
Eller, Karl: 1949, 50, 51  
Ellison, Tony: 2015, 16  
El-Mashtoub, Hicham: 1991, 92, 93, 94  
Elmore, Ricky: 2007, 08, 09, 10  
Elzer, Norman Leonard: 1928  
Engle, Ryan J.: 1977  
English, John A.: 1979  
Enke, Fred William: 1946, 47  
Erb, Marion Julius: 1919, 20  
Erby, Obra: 1974, 75, (76)  
Erdhaus, J. Fred: 1937, 38  
Ermisch, Trevor: 2011, 12, 13, 14  
Erno, Trevor: 2010  
Escalada, Joe A.: 1964, 65, 66  
Eschler, Lee: 1949  
Ethel, Willis: 1932 (manager)  
Evans, Bryan G.: 1982, 83, 84  
Evans, Byron: 1983, 84, 85, 86  
Evans, Jeremy W.: 1994, 95, 96  
Evans, John H.: 1946,47(manager)

## F

Faafoi, Faitale: 2012, 13  
Fairholm, Jeffrey D.: 1984, 85, 86  
Fairholm, Lawrence D.: 1984, 85, 86  
Fanene, Aiulua: 2011, 15, 16  
Farley, James L.: 1967  
Farmer, Clarence E.: 2000, 01, 02, 03  
Faulks, Jimmy Don: 1960, 61, 62  
Feasel, Hal B.: 1961  
Ferlan, Tim: 1997  
Ferguson, Clarence J.: 1969  
Feula, Vincent V.: 2002  
Fiihr, Ervin H.: 1950, 52, 53  
Fibrun, David Eugene: 1931, 32, 33  
Fina, John J.: 1988, 89, 90, (91)  
Fineanganof, Nick: 1988, 89, 90, 91  
Finfrock, Charles D.: 1966  
Finklea, Claude M.: 1954  
Finnerty, Thomas Jackson: 1917, 20  
Fipp, David B.: 1994, 95, 96, 97  
Fischer, Jake: 2009, 10, (12), (13)  
Fish, Frank Wakefield: 1899  
Fitzgerald, Thomas P.: 1963, 64  
Fitzpatrick, Joseph W.: 1939, 40  
Flajnik, Joseph A.: 1972  
Flake, William Lindsey: 1939, 40  
Flanagan, James J.: 1909, 11 (manager)  
Flannigan-Fowles, Demetrius: 2015, 16  
Fleming, Stephen: 2001, 02, 03, (04)  
Fleury, Nicholas J.: 1999, 2001  
Flickinger, Donald Arthur: 1923, 24, 25  
Flory, Robert C.: 1988, 90  
Flournoy, Francis S.: 1977, 78, 80, 81  
Flowers, Marquis: 2010, 11, 12, 13  
Foles, Nick: 2009, (10), (11)  
Folk, Nicholas A.: 2003, 04, 05, 06  
Fontana, Mark: 1988, 89  
Fontenot, Wilrey: 2004, 05, 06, 07  
Forch, Ralph F.: 1922  
Ford, Emmet Tomlinson: 1904  
Ford, William G.: 1925  
Foremaster, Duane G.: 1956  
Forwood, Christopher Ryan: 1998  
Foster, Hugh M.: 1902  
Foster, Trevor: 2007, 08, 10  
Fotu, Anthony: 2015  
Fouse, John G.: 1962, 63, 64  
Fowler, Charles Vaughn: 1933, 34, 35  
Fowler, John W.: 1949  
Fox, Nils: 1983, 84  
Fraleigh, Wayne Francis: 1990, 91, 92  
Francis, James: 1991, 92, 93  
Franzel, Clifford B.: 1965  
Fraser, Keoki L.: 2001, 02, 03, (04)  
Fraser, Keoni Alexander: 1998, 99, 00  
Freeman, Michael J.: 1981, 82, 83  
Freeman, Phillip: 1982, 83, 84  
Freeman Albert William: 1959  
Freitas, Makai K.: 1997, 99, 2000  
Freitas, R. Makoa: 1998, 99, 2000, 01, (02)

French, George: 1936, 37, 38  
Frey, William C.: 1940  
Friedman, Gary B.: 1952  
Fries, Jeffrey, E.: 1964, 65  
Friekh, Layth: 2015, 16  
Fry, Robert F.: 1952, 53, 54  
Fuimaono, Saneilia: 2011, 15, (16)  
Fuimaono, Nokise: 1967, 68  
Fulcher, Anthony D.: 2000, 01  
Fulcher, Mark A.: 1980, 81

## G

Gaddis, Reginald O.: 1986, 87, 89  
Gaffney, Timothy P.: 1970, 71  
Gallagher, Paul Thomas: 1930  
Gallagher, Thomas R.: 1974, 75  
Ganz, Sylvan Cleveland: 1904 (manager)  
Garcia, Frank B.: 1978  
Garcia, Phillip: 2009, 10  
Gardner, George Delos: 1930, 31  
Gardin, Ronald L.: 1968, 69  
Gareeb, Robert J.: 1978, 80, (81)  
Garis, Robert C.: 1959, 60, (61)  
Gartin, Herbert D.: 1935, 38, 39  
Gatchel, Donald: 1938, 39  
Gathers, Merie E.: 1971  
Gaut, James T.: 1973  
Gayles, Leland Orlando: 1996, 98, 99  
Geist, James R.: 1957, 58, (59)  
Gentry, Martin: 1925, 26, (27), 28  
Georges, Clive: 2013  
Gerber, Howard: 1973  
Gerhart, Marion Dale: 1942 (manager)  
Gerst, Manuel: 1936, 37  
Geyer, DeWayne Scott: 1988, 89  
Giangardella, Samuel A.: 1977, 78, 79, 80  
Gibbings, Frank Tom: 1925  
Gibbings, Percy Nicholas: 1928 (manager)  
Gibson, Francis L.: 1984, 85, 86, 87  
Gibson, Gary R.: 1979, 80, 81  
Gieseke, Earl F.: 1937, 38  
Gilbert, Sheldon: 1954 (manager)  
Gilbert, Craig L.: 1989, 90, (91)  
Gilbert, Ira Norman: 1916, 17  
Gilbert, Reggie: 2012, 13, 14, (15)  
Giles, Matthew: 1968  
Gill, Bobby L.: 2002, 03  
Gillespie, Don S.: 1930, 31  
Gillespie, John S.: 1958, 59, 60  
Gillett, Leslie Alexander: 2000, 01, 02  
Gilliland, Charles H.: 1922, 24, (25), 26  
Gimbel, Si W.: 1962, 63, 64  
Giovando, Kenneth: 1964  
Glanton, Robert: 1995  
Glattig, Jake: 2016  
Glasenapp, Allem D.: 1975, 76  
Glass, Harry L.: 1976, 78  
Glazier, Leland William: 1949, 50, (51)  
Glonek, Paul William: 1990  
Glover, Bradford R.: 1997  
Glover, Stafford L.: 1997, 98, 99  
Gobel, Mark L.: 1981, 82  
Goda, Donald J.: 1950  
Godwin, James S.: 1934 (manager)  
Goetz, John H.: 1962  
Goff, Joe Lahman: 1946, 47  
Golden, Robert: 2008, 09, 10, (11)  
Gonzales, Gilbert M.: 1950, 51, 52  
Gonzalez, Salvador S.: 1956, 57  
Goodson, Kenneth F.: 1932, 33  
Goodman, Gens P.: 2002  
Goodwin Cornelius: 1973  
Gorham, Charles W.: 1972, 73  
Gorham, Chase: 2010, 12, 13, 14  
Gorry, Thomas R.: 1961  
Gosar, Kevin G.: 1991, 92, 93, 94  
Goslin, Frederick Billings: 1945  
Gottschalk: Adam: 2011  
Goudreau, Griffin: 2015  
Gould, Silas Elias: 1921  
Grace, Steven K.: 1998, 99, 2000, (01)  
Graham, Jack: 1949  
Graham, Max Wayne: 1959  
Grand, Adam Marc: 1990, 91, 92  
Grandon, Jourdan: 2011, 12, 13, 14  
Graniello, Peter: 2004, 05, 06, 07  
Grant, Adam: 2008, 09, 10  
Grant, Samajie: 2013, 14, 15, (16)  
Grant, Virgil E.: 1961, 62, 63  
Graves, Marsharne D.: 1980, 81, 82, 83  
Gray, Chris: 1999, 2000  
Gray, Harry J.: 1930, 1931  
Gray, Leon W.: 1935, 36, 37  
Greathouse, George: 1974, 75, 76  
Greathouse, Arthur D.: 1986, 87, 88, 90  
Green, Albert: 2016  
Green, Zach: 2014, 15, 16  
Greene, Marcellus L.: 1979, 80  
Greenfield, Tom Guy: 1936, 37, 38  
Greenfield, Walter: 1909  
Greenlee, William F.: 1966  
Greer, Daniel P.: 1995, 96, 97, 98

Greer, Henry B.: 1937  
Greer, Jason Wilbur: 1931, 32, 33  
Gregory, Haden: 2015  
Gresham, Glen F.: 1972, 73  
Greth, James W.: 1966  
Gridley, Adam Albert: 1927, 28, 29  
Gridley, Rollin T.: 1925, 26  
Griffey, Trey: 2013, 14, 15, 16  
Griffin, Courtney D.: 1981, 83  
Griffis, Bob W.: 1955  
Griffith, Richard P.: 1989, 90, 91, 92  
Grigsby, Nicolas: 2007, 08, 09, 10  
Grimes, Thomas d.: 1953, 54  
Groninger, Robert N.: 1951  
Gronkowski, Chris: 2008, 09  
Gronkowski, Rob: 2007, 08  
Groppenbacher, Richard D.: 1986, 87, 88  
Gross, Alfred E., Jr.: 1979, 80, 81, (82)  
Gross, T.D.: 2013, 14, 15  
Grossetta, Warren Arthur: 1909  
Grossman, Jim W.: 1979, 80  
Groweg, Edward A.: 1909  
Guendelsberger, James C.: 1950, 51  
Gunn, Tyrone C.: 1996  
Gurrola, Steven: 2013, (14)

## H

Haden, Jonathan: 2014  
Hakes, Kenneth W.: 1986, 87, 88, 89  
Hale, Daniel James: 1958  
Hall, Adam: 2009, 10  
Hall, Charles A.: 1947, 48, 49  
Hall, Corey: 2006, 07, 08, 09  
Hall, Derek Jason: 1996, 98, 99  
Hall, Herman: 2008, 09  
Hall, Reginald R.: 1980  
Hall Richard R.: 1973, 74, 75  
Halland, Jack D.: 1960  
Hallmark, Wame J.: 1915, 16, 17  
Halverson, Arthur J.: 1954, 55  
Halverson, Mark L.: 1977  
Hamilton, Willie O.: 1972, 73, 74  
Hammels, James Vinton: 1914, 15  
Hammerschmidt, Jeff B.: 1987, 88, 89, 90  
Hampton, Mario M.: 1988, 89, 90, 91  
Hand, Bryan: 1995  
Hankins, Derek: 1991  
Hannapel, Ray: 1951, 53  
Hannasch, Joseph R., Jr.: 1969, 70  
Hanawalt, James F.: 1986  
Hansen, Dillon H.: 2005  
Hansen, Peter: 1998, 99, 2000, 01  
Hankins, Rob: 2011  
Hantla, Jeff: 1976  
Hardaway, George Dainwood: 1917, 19  
Hardcastle, Kevin W.: 1980, 81  
Hardin, Fariss: 1937, 38, 39  
Hardt, Clay R.: 2000, 01, 02, (03)  
Hardville, Andrew M.: 1979, 80  
Hardy, Eugene: 1984, 85, 86, 87  
Hardy, Reginald Wendell Jr.: 1998  
Hargis, Tom C.: 1937, 38, (39)  
Hargis, William: 1928, 29, (30)  
Hargrave, Richard S.: 1966  
Harman, Ronald W.: 1969  
Haroon, Idris Mubarak.: 1997, 98, 99, 00  
Harrington, Tyrone K.: 1994, 95  
Harris, Gary H.: 1976, 77, 78, 79  
Harris, Gilbert L. Jr.: 2002, 03, 04, (05)  
Harris, Michael L.: 1968  
Harris, Lamar: 1992, 93, 94  
Harris, Neal D.: 1977, 78, 81  
Harris, Rickie C.: 1963, 64  
Harris, Sean E.: 1991, 92, 93, (94)  
Harrison, Henry R.: 1969  
Hart, Cornelius Brian: 1962, 63, 64  
Hart, Robert D.: 1951, 52  
Hartwig, Malcom Keith: 1974, 75, 76  
Harvey, Oscar: 1975, 77, 78  
Harwig, Malcom Keith: 1974, 75, 76  
Harvey, Oscar: 1975, 77, 78  
Harwick, Ralph N.: 1905  
Haskins, Tracy: 1947 (manager)  
Hastings, Scot D.: 1973  
Hatcher, Burrell R.: 1903, (04), 05, 08 (man.)  
Hatcher, Paul: 1954, (55), (56)  
Hawes, Adam: 2005, 06  
Hawk, Michael E.: 1965  
Hawthorne, Kelvin: 1979, 80  
Hayes, Isaiah: 2016  
Hayes, Jovon: 2009, 10  
Haynes, Allyn M.: 1972, 73, 74  
Haynes, Noel Timothy: 1977, 78, 79  
Hazlett, Carl E.: 1956, 57, 58, 59  
Heater, Larry: 1978, 79  
Heath, John Leigh: 1945, 46  
Heavner, Kris S.: 2003, 04, 06, 07  
Hedgepeth, John Allen: 1912  
Heemsbergen, Mikal B.: 1991, 92  
Hehr, Carter: 2014, 15, 16  
Held, Eddie Charles: 1937, 38, 39  
Helm, Lloyd: 1932 (manager)



# Arizona Football Lettermen

Hemmila, Zach: 2013, 14, 15  
Henderson, Delbert: 1939, 40  
Henderson, Douglass L.: 1975, 76, 77  
Henderson, Ronald Clyce: 1933, 34, 35  
Hendry, James William: 1914, 15, (16)  
Henke, Brad W.: 1987, 88  
Henry, Chris J.: 2004, 05, 06  
Henson, Harry Donald: 1946, 47, 48  
Herbert, James M.: 1972  
Hernandez, Joseph M.: 1960, 61  
Herring, Norman S.: 1928, 29  
Hersey, Richard D.: 1979, 80  
Hesson, Ryan T.: 1993, 94, 95, 96  
Hettle, Bruce: 1938, 39, 40  
Hibbert, David William: 1958  
Hicks, Hadley F.: 1952  
Hicks, Taylor T.: 1928  
Hicks, Tim Paul: 1985  
Higginbotham, Aaron: 1999, 2000, 02  
Higgins, John Joseph: 1910 (manager)  
Higuera, Ronald J.: 1965, 66, 67  
Hilgers, Jarek: 2015  
Hill, Alfondia: 1979, 80  
Hill, Austin: 2011, 12, (14)  
Hill, Bruce A.: 1973, 74, (75)  
Hill, Danny: 1982  
Hill, David: 2011  
Hill, Derek Keith: 1985, 86, 87, 88  
Hinkle, George A.: 1984, 85, 86, 87  
Hinrichs, James Thomas: 1988, 99  
Hinton, David: 2000, 01, 02  
Hinton, Jerome T.: 1997  
Hobbs, John Cole: 1919, 20, 21, (22)  
Hobson, Harry T.: 1914 (manager)  
Hobson, Hank: 2011, 12, 13, 14  
Hodges, Frederick G.: 1949, 50  
Hodgeson, Gregory A.: 1973, 74, 75  
Hodnett, William Edward: 1902  
Hoentsch, Gerhard W.: 1973, 74, 76, 77  
Hoffman, James W.: 1991, 92, 93, 94  
Hogan, Thomas Ellsworth: 1942, 46, 47  
Hoisington, Hark: 1986  
Holbrook, Horace Pollins: 1904  
Holbrook, Kenneth William: 1958, 59, 60  
Holiday, Devin: 2013, 14, 15, 16  
Holland, Brian E.: 1980, 81, 82  
Holland, Malcolm: 2016  
Holley, Bret: 1986, 87, (88)  
Holley, R. Donald: 1954, 55  
Hollingsworth, Marcus: 2003, 04, 05, 06  
Holmes, John Garnett: 1899  
Holmes, Louis: 2006, 07  
Holmes, Robert: 1937  
Holmes, Ronald T.: 1995, 96  
Holmes, Tim J.: 1978, 79, 80  
Holt, Harry T.: 1976  
Holt Julius K.: 1981, 82  
Holt, Richard H.: 1989, 90, 91  
Hood, Allan: 1930  
Hood, Kenneth B.: 1951, 52, 53  
Hood, Tevin: 2012, 13  
Hook, James Clint: 1955 (manager)  
Hooper, Daren: 1995  
Hoopes, Mitchell K.: 1973, 74  
Hopkins, James M.: 1990, 91, 92, 93  
Homesley, Ray R.: 1965, 66, 67  
Horton Jr., Donald: 2006, 07, 08, 09  
Horton, Dwayne W.: 1977, 78  
Horton, Jon M.: 1983, 84, 85, 86  
Houk, Richard L.: 1969  
Houle, Joseph Arthur: 1938, 39  
Housley, Jack B.: 1977, 78, 79, 80  
Howard, Daniel J.: 1973, 74, 75  
Howard, Lawrence F.: 1946, 47, 48, 49  
Howard, W. Patrick: 1901, 02, 03, 04  
Howell, Glenn: 1984, 85  
Hubbert, Bradley: 1965, 66  
Hudgins, Robert M.: 1951  
Hudlow, Floyd L.: 1963, 64  
Hugo, James: 1999, 2000, 01, 02  
Huisman, Aaron: 1999, 2000  
Hulsh, Wayne L.: 1950  
Humphrey, Robert J.: 1958  
Hundley, Brett: 1986  
Hundley, Marquis: 2007, 08  
Hunley, K. LaMonte: 1981, 82, 83, (84)  
Hunley, Ricky C.: 1980, 81, 82, (83)  
Hunsaker, Donald Eldon: 1946, 47, 48, 49  
Hunsaker, Ralph E.: 1955, 56, 57, (58)  
Hunter, Troy Lee: 1982, 83  
Hunter, Kelvin Leander: 1996, 97, 98, 99  
Hurd, Martin C.: 1958, 59  
Hurley, Steven: 1968, 69  
Huss, Joseph V.: 1915  
Hustead, Dan: 1968, 69  
Hutchinson, Glenn R.: 1978, 79, 80  
Hutchison, Martin L.: 1966, 67

### I

Ingraham, Marvin (Corky): 1977, (78)  
Ippolito, Cody: 2014, 16  
Irish, John Robert: 1940, 41, 42  
Irvine, Marvin: 1940

Irwin, Craig: 1975, 76  
Irwin, William S.: 1971, 72, 73  
Isham, Nick: 2013  
Ismay, Bill Bruce: 1958, 59, 60  
Israel, Harold: 1934

### J

Jackson, Akil F.: 1993, 94  
Jackson, Chato M.: 1993, 94, 95, 96  
Jackson, David D.: 1980  
Jackson, George Dewar: 1935, 36, 37  
Jackson, Greg M.: 1979  
Jackson, Johnny: 2012, 13, 14, 15  
Jackson, Johnny Ray: 2000, 01  
Jackson, Keith M.: 1975, 76  
Jackson, Lawrence Richard: 1912, 13, 14  
Jackson, Louis F.: 1923, 24, 25, 26  
Jackson, Robert F.: 1951, 52  
Jackson, Sir Thomas: 2012, 13, 15  
Jacobs, Mark E.: 1974, 75, 76  
Jacobs, Robert E.: 1954  
Jacobson, Joe Ford: 1922, 23  
Jacobson, Robert C.: 1902, 03  
Jacobson, Robert G.: 1969  
James, Patrick J.: 1989, 90  
James, Russell F. (Rusty): 1996, (97)  
Jan, Kyle D.: 1989, 90, 92  
Jankowski, Edward R.: 1992  
Jarrett, Shawn C.: 1992, 93  
Jefferson, James M.: 1969  
Jefferson, Michael D.: 2003, 04, 05  
Jenkins, Alfred D.: 1983, 84, 85, 86  
Jenkins, Daniel: 2010, 11, 12, 13  
Jenkins, Frank: 1967, 68  
Jenkins, Ortege: 1997, 98, 99, 2000  
Jennings, Chris: 2006, 07  
Jensen, William J.: 1977, 78, 79, 80  
Jevic, David B.: 1980  
Jochum, Justin E.: 2001, 02  
Johnson, Abraham: 1965, 66  
Johnson, Albert J.: 1936, 38  
Johnson, Anthony L.: 2004, 05, 06, (07)  
Johnson, Billy Ray: 1990, 91, 92, (93)  
Johnson, Clyde: 1945  
Johnson, Christopher J.: 2002, 03, 04  
Johnson, Cortez: 2011  
Johnson, Earl William: 1990  
Johnson, Eric T.: 1992, 93  
Johnson, Fred S.: 1942, 49  
Johnson, Harry B.: 1948  
Johnson, James E.: 1970, 71  
Johnson, Jason: 99, 2000, 01, (02)  
Johnson, Keshon: 1991, 92  
Johnson, Kirk: 2001, 02, 03, 04  
Johnson, Michael: 1998  
Johnson, Michael: 2005, (06)  
Johnson, Rashee: 1995, 97  
Johnson, Reggie A.: 1988, 89, 90  
Johnson, Robert: 1941, 42  
Johnson, Richard L.: 1965, 66  
Johnson, Tyrell: 2014, 15, 16  
Johnson, Vance E.: 1981, 82, 83, 84  
Johnson, Warren L.: 1991  
Johnson, Zaharius N.: 1999, 2000, 01  
Jolivet, Michael: 2000, 01, 02, 03  
Jones, Cayleb: 2014, 15  
Jones, Collins Ray: 1912, 13  
Jones, David M.: 1935 (manager)  
Jones, Dennis K.: 1970, 71  
Jones, Durrell J.: 1986, 87  
Jones, Edward Horton: 1901  
Jones, Jeffrey A.: 1983, 85  
Jones, John M., Jr.: 1965, 66, (67)  
Jones, Rafell O.: 1995, 96, 98, 99  
Jones, Rolland R.: 1973  
Jones, Sean C.: 2002, 03, 04, 05  
Jones, Tallas: 2013, 14, 15, 16  
Jones-Grigsby, Terris: 2013, 14  
Jones, Weldon R.: 1969  
Joppur, Jeremy Jay: 1998, 99  
Jordan, Jimmy P.: 1957  
Jurez, Edward C.: 1972, 73  
Julian, Barry S.: 1989, 90, 91, 92  
Julising, Jack: 2009, 10  
Just, Jeremy L.: 1993  
Justice, Steve G.: 1983, 84, 85

### K

Kaesman, Chris L.: 1979, 80, 81, 82  
Kaiser, John F.: 1982, 83  
Kalil, Frank: 1980, 81, 82  
Kasenez, Jerrold (manager)  
Kasprzyk, Paul Richard: 1985, 86, 87, 88  
Kastner, Leslie: 1949  
Katknic, Norman P.: 1978, 79  
Keasler, Billy Ray: 1957, 58  
Kearns, William: 1921 (trainer)  
Keel, Mark A.: 1981, 82  
Keel, C. Sean: 1998, 2000, 01, 02  
Kelley, Joe N.: 1947, 48, 49  
Kelley, Kyle: 2013  
Kelley, Xavier: 2006, 07, 08, 09

Kelly, Francis: 1923  
Kelly, Henry Mike: 1952  
Kelly, John R.: 1949, 50  
Kelly, Larry D.: 1932  
Kelly, Roy B.: 1948, 49  
Kelton, Frank Caleb: 1902, 03  
Kenley, Gary M.: 1961  
Kenney, John: 2016  
Kerley, Blake: 2006, 07, 08, 09  
Kern, Josh: 2013, 14, 15, (16)  
Kerr, Steven G.: 1961, 62, 63  
Kersting, Kerry P.: 1983  
Keyserling, Ethan: 2014  
Kiehl, Jeffrey C.: 1980, 81, 82  
Killingsworth, Tipton Waller: 1942  
Kilpatrick, Ryan: 2005  
Kimmey, William: 1954 (manager)  
Kindred, Randy: 1986, (87)  
King, Alex: 2015  
King, Kurt J.: 1995  
King, Richard H., Jr.: 1964, 65, (66)  
Kiniski, Eugene: 1951  
Kirchoff, Jay A.: 1991, 92  
Klahr, Gary: 1967, 69  
Klausen, Douglas J.: 1967, 69, 70  
Klyce, Michael: 2006, 07  
Knapp, A. Bruce: 1931, 32  
Knez, Fred: 1942, 46, (47)  
Knight, Robert L.: 1949  
Knight, Webster (Wid): 1976  
Knott, David K.: 1961, 62, 63  
Knotts, Walter S.: 1960, 61  
Knoles, Khyri: 2010  
Knox, Charles McMeekan: 1985, 86  
Knox, Kenneth W.: 1934, 35, 36  
Knudson, Chris J.: 1977, 79, 80, 81  
Koa, Henry: 1975, 77, 78  
Koch, F. Adrian: 1997, 98, 99, 00  
Koenig, Virgil: 1948  
Kolesar, Stephen: 1945  
Komorowski, Jan W.: 1966  
Kondora, Nicholas: 1951, 52, 53, 54  
Kossa, Tommy J.: 1961, 62  
Kotchock, Peter: 1956  
Kovalcheck, Richard: 2004, 05  
Kramer, Barry J.: 1979, 80  
Krogstad, Dane: 2004, 05, 06, 07  
Krohn, James: 1976, 77, 78, (79)  
Krohn, Jerry S.: 1979, 80  
Kriz, Richard A.: 1966, 68  
Kucy, Ed Paul: 2993  
Kuhel, Roland G.: 1951, 52, 53  
Kula, Bryan G.: 1998  
Kulpaca, Donald R.: 1956  
Kunitz, Don R.: 1962, 63, 64  
Kybartas, Edmund R.: 1978, 79

### L

Lampson, Mark: 1976  
Lang, Martin C.: 1953, 54, 55  
Lanne, Justin R.: 1967, 70  
Larsen, Robert: 1947, 48  
Larsen, Spencer L.: 2002, 05, (06), (07)  
LaShelle, Kirke: 1921, 22, 23, (24)  
LaTourette, Lyman Dalton: 1910, 11, 12  
LaTourette, Verne Gerald: 1914  
Lauder milk, David L.: 1999, 2000  
Lawrence, Leon, Jr.: 1971, 72, 73  
Lawrence, Kaige: 2015  
Lawrence, Maurice Larry: 1945  
Lawrence, Ted O.: 1962, 63, 64  
Lawton, Troy Lindell: 1984, 85  
Leary, Paul E.: 1930, 31  
Lee, Bruce D.: 1967, 68  
Lee, Jamal Monta: 1991, 92  
Lee, Olden C.: 1966, 67  
Lee, Robert E.: 1941  
Leek, Gene H.: 1955, 56, 57  
Lees, Carter: 2011  
Lefotu, Kiliona: 2002, 03, 04, 05  
Lehmann, Steve G.: 1971, 72, 73  
Leiber, Henry Edward: 1929, 30, 31  
Leister, William Theodore: 1937  
LeKander, Lawrence M.: 1958  
Lenahan, James: 1937  
Lent, J. Gordon: 1945  
Leon, Branden: 2016  
Leonard, Malosi M.: 1998, 99, 2000, 01  
Lepper, Ivan J.: 1964  
Lesnik, Ivan K.: 1980, 81, 82, 83  
Lester, Walter Coyle: 1923  
Levasseur, Justin A.: 2001  
Leviage, Vernon Oliver: 1964, 65  
Levitte, Erick: 2004, 05, 06  
Levy, Aaron: 1923, 24 (trainer)  
Levy, Al: 1930 (manager)  
Levy, Charles: 1991, 92, 93  
Levy, Leon Fred: 1932, 33  
Lewis, Darryll L.: 1987, 88, 89, 90  
Lewis, Ernest P.: 1951, 52, (53), (54)  
Lewis, Gilbert E.: 1975, 76, 77  
Lewis, James T.: 1996, 98, 99  
Lewis, John F.: 1952

Lewis, Josh: 2008  
Lewis, Roderick A.: 1990, 91, 92, 93  
Lewis, Sherman P., Jr.: 1985, 86, 88, 89  
Lewis, Sterling: 2008, 09  
Lewis, Willie S.: 1969, (70)  
Libman, Joseph A.: 1993  
Liggins, David E.: 1978, 79, 80  
Limon, Pedro: 2003, 04, 05  
Linsley, Randolph L.: 1980  
Linstrom, Brian T.: 1969, 70, 71  
Lionberger, Talbot: 1933, 34  
Liston: Craig M.: 1966  
Littlefield, Marshall: 1942  
Livingston, Warren: 1957, 58, 59, 60  
Lockett, Danny K.: 1985, 86  
Lockhart, David Lamont: 1990, 91  
Lochner, James Edmund: 1946  
Loef, Paul T.: 1949  
Loew, Michael R.: 1988  
Lohmeier, Joseph M.: 1991, 92, 93, 94  
Lohse, L. Allen: 1938, 39, 40  
Long, John D.: 1961  
Longacre, Joe R.: 2005, 06, 07, 08  
Lopez, Anthony: 2012, 13, 14, 15  
Lopez, Brandon: 2005, 06, 07, 08  
Lopez, Christopher J.: 1991, 92, 93, 94  
Lopez, David: 2011  
Lotti, Wince P.: 1984, 85, 86, 87  
Love, Gary: 2000, 01, 02, (03)  
Love, Walter: 1932 (manager)  
Lovett, Lamar E.: 1991, 92, 93, 94  
Lovett, Lamont B.: 1990, 91, 92, 93  
Lovin, William H.: 1941, 46, 47  
Lowry, John G.: 1950, 51, 53  
Lucky, Michael Thomas.: 1995, 96, 97, 98  
Lueck, William M.: 1965, 66, 67  
Luis, Franklin Alfred: 1912, 13, 14, 15  
Luna, Brisi Alex: 1998, 99, 2000, 01  
Lunsford, Marc W.: 1974, 75, 76, 77  
Luppino, Arthur E.: 1953, 54, 55, (56)  
Lutgerding, Robert L.: 1911  
Lynch, Emzy Harvey: 1914, 15, 16, (19)  
Lynch, Thomas F.: 1986, 87

### M

MacDonald, Donald: 1905  
MacKinnon, Donald B.: 1949  
Macklin, Rex N.: 1967, 68, 69  
Maddox, Richard O.: 1990, (92)  
Madeo, Michael L.: 1966  
Maffeo, James S.: 1913, 15, 16 (trainer)  
Magloire, Paul: 2015, 16  
Maguire, Charles Joseph: 1941  
Mahoney, Chuck: 1994, 95  
Mahoney, Peter T.: 1977, 78, 79, 80  
Maiava, Lene: 2012, 13, 14, 15  
Malauulu, George P.: 1989, 90, 91, (92)  
Maley, Dennis D.: 1967, 68  
Mallamo, John Joseph: 1941  
Mallory, Leonard Thomas: 1963, 64, (65)  
Malone, Jeffrey D.: 1996  
Malveaux, Kelly T. II: 1994, 95, 96, 97  
Mancuso, Wayne: 1953, 54  
Mangum, J. Karl: 1928, 29, 30  
Mann, Herbert Pinckney: 1935, 36, 37  
Mannely, Michael R. K.: 1997  
Mannen, Alex R.: 1930, 31, 32  
Manno, Thomas A.: 1979, 80  
Mansfield, Eddie: 1931  
Mansfield, Monte: 1903  
Manumaleuna, Brandon: 1997, 98, 99, 2000  
Manzo, Rudolph: 1919, 20, 21  
Marette, Nick: 1968  
Mariscal, Anthony: 2016  
Marlar, Claude George: 1900  
Marlar, Lennox H.: 1927, 28  
Marlar, Thomas Owen: 1916, 17, 19, 20  
Marlar, William Edward: 1900, 01  
Marsh, Virgil Floyd: 1941, 42, (46)  
Marshall, Brandon: 2000, 01  
Marshall, Campbell A.: 1921  
Marshall, Thomas K.: 1899, 1900, 01  
Martin, Andrew Phillip: 1902, 03  
Martin, Freddie G.: 1950, 51  
Martin, Jason R.: 2002  
Martin, Raymond B.: 1956, 58  
Martinez, Javier A. III: 2002  
Mashack, Kwesi: 2015, 16  
Mason, James Hammett: 1957, 58  
Mass, Steven A.: 1965  
Masterstern, George W.: 1949  
Mataele, Stanley: 1985, 86  
Mather, Jack E.: 1939  
Matishak, John A.: 1966, 67, 68  
Matthews, Bobby L.: 1966  
Matthews, Jake: 2013, 14, 15, 16  
Matock, Robert G.: 1950, 51  
Matulis, Adolph John: 1940, 41  
Matyas, Keigh A.: 1956  
Matz, Anthony T.: 1958, 59, (60)  
Maxwell, Melvin D.: 1970, 72, 73  
May, Reed: 1976, 77, 78  
McAlister, Christopher J.: 1996, 97, (98)



McArdle, John E.: 1925, 26, 27, 29  
 McCain, Murle M., Jr.: 1940, 41, (42)  
 McCall, Brandyn: 2006  
 McCall Jr., Jarvis: 2014, 15, 16  
 McCall, Robert H.: 1970, 71, 72  
 McCauley, Bruce J.: 1950, 51, 52  
 McClanahan, R. Patrick: 1975  
 McClellan, Harold A.: 1920, 21, 22  
 McCluskey, Clarence Edward: 1954, 55  
 McClure, Jay D.: 1970  
 McCormick, Glenn B.: 1981, 82  
 McCormick, Robert R.: 1958, 59, 60  
 McCormick, William H.: 1953  
 McCovy, Adrian: 2005, 06, 08  
 McCoy, Bobby: 2006  
 McCowan, Charles Robert: 1940, 41, 46  
 McCrary, David Maurice: 1985  
 McCray, Cai: 1995  
 McCreary, Aaron Monroe: 1919  
 McCreery, Lew: 1949  
 McCutcheon, Ian: 1995  
 McDaniel, Jeremy Dwayne: 1996, 98  
 McDonald, Douglas Gene: 1952, 53  
 McDonald, Joseph A.: 1990  
 McDonald, Mark T.: 1995, 97, 98, 99  
 McDonald, Lowell Vernon: 1945, 46  
 McElhannon, Gregory: 1980, 82  
 McElroy, Cortney: 1991, 92  
 McElroy, Dramayne: 2005  
 McElroy, John E.: 1911  
 McElwee, Ronald D.: 1966, 67  
 McFadden, Marques Arthur: 1998, 99, 00  
 McGill, Reggie R.: 1987, 88, 89, 90  
 McGinnis, Donald R.: 1954  
 McGowen, William Rose: 1915, 16, (17)  
 McGuire, James D., Jr.: 1956  
 McHone, Garon: 2006, 07  
 McIntosh, Jay Angus: 1911, 12, (13)  
 McKee, Charles E.: 1969, 70, 71  
 McKee, Lawrence C., Jr.: 1969, 70, 71  
 McKee, Scott C.: 1999, 2000, 01, 02  
 McKinley, William J.: 1968, 69, 70  
 McKinney, John: 2003, 04, 05, 06  
 McKinney, Kevin M.: (1987)  
 McKnight, Jonathan: 2010, 12, 13, 14  
 McLaughlin, Steven J.: 1991, 92, 93, (94)  
 McLemore, Chris: 1985, 86  
 McMillan, Walter L.: 1920, 22  
 McMullin, Donald J.: 1981  
 McNeal, Branch P.: 1985, 86, 87  
 McPeters, Kenneth: 1989, 90  
 McPherson, Orville Scharff: 1913, 14, 15, 16  
 McRae, Clarence: 2003, 04  
 McRae, W. Lee: 1928  
 McShane, James E.: 1940  
 Means, Lamon: 2002, 03, 04, 05  
 Mejaski, Joe W.: 1942  
 Melgren, Walter Give: 1904, 05  
 Mellekas, John S.: 1952, 53, 54, 55  
 Melvin, Dwight: 2013  
 Mendivil, Abraham: 2014, 15, 16  
 Mendoza, Alex J. Jr.: 1945  
 Mendoza, Alfred J.: 1970  
 Mendoza, Fernando: 1970  
 Meredith, Paul O.: 1916  
 Merrill, Christopher: 2010, 11, 12  
 Merritt, George W.: 1913  
 Merritt, Richard L.: 1909, 10, 11, (12), 13  
 Metcalf, Lyell E.: 1956, 57  
 Metcalf, Robert B.: 1902  
 Mets, Richard Keith: 1932, 33  
 Metzler, Michael R.: 1994, 95, 96  
 Meyer, Archie Martin: 1916, 19, 20  
 Meyer, Mike J.: 1979, 80  
 Meyer, Richard Edmund: 1914, 15  
 Middleton, Frank: 1995, 96  
 Middleton, James Arthur: 1928, 29, 30  
 Mihalopoulos, George: 1988  
 Mikaele, Lolomana: 2007, 09, 10  
 Miles, Vince: 2012  
 Miller, DeAndre: 2013, 15, 16  
 Miller, Duane: 1948  
 Miller, Edward J.: 1950, 51  
 Miller, Joshua H.: 1990, 92  
 Miller, Leslie: 1933  
 Miller, Raymond F.: 1914  
 Miller, Terrence: 2009, 10, 11, (13)  
 Miller, William S.: 1967, 68, 69  
 Mills, Leo: 1999, 2000, 01  
 Mince, Walter R.: 1959, 60, 61  
 Mitchell, Earl: 2006, 07, 08, (09)  
 Mitchell, James E.: 1968  
 Mitre, Anthony: 1975  
 Mitten, James Ralph: 1908, 09  
 Moble, Arnulf D.: 1988, 89  
 Mobley, Willie: 2010, 12  
 Molina, James Sixto: 2002, 03  
 Molina, Matthew C.: 2001, 02, 03  
 Montijho, Manuel, Jr.: 1904  
 Moody, Keith Denton: 1985, 86, 87  
 Moody, William Michael: 1966, 67, (68)  
 Moore, Howard L.: 1942  
 Moore, Kirke Tonner: 1900, 01, 02, 03

Moore, Roy Webb: 1902, 03, 04  
 Mordret, Gerald: 1963  
 Moret, Ray A.: 1981, 82  
 Morgan, RJ: 2015, 16  
 Moriarty, Richard A.: 1967, 68  
 Morin, Matt: 2015, 16  
 Morrison, Darryl L.: 1991, 92  
 Morrison, Robert S.: 1945, 46, 47, 48, 49  
 Morrison, Richard: 2010, 11, 12, 13  
 Morrison, Sammy: 2015  
 Morse, Boyd M.: 1940, 41, (45)  
 Morse, Milton Bingham: 1926, 27  
 Moseley, Palmer S.: 1924, 25  
 Mosley, Michael W.: 1980  
 Mountcastle, Paul N.: 1923  
 Muhammad, Bilal: 2010, 11  
 Mulitalo, Edwin Moliiki: 1997, 98  
 Mullahey, William Michael: 1958  
 Mullen, George Hiram: 1902  
 Mullen, Joseph Burr: 1934, 35  
 Mulleneaux, Ned: 1929  
 Muller, John C.: 1972, 73  
 Mulvey, Edward Richard: 1923 (manager)  
 Munds, William Harold: 1910, 11  
 Murdock, David Nathaniel: 1932  
 Murphy, Brendan: 2012, 14  
 Murphy, Cedric: 1982, 83  
 Murphy, Dale: 1949  
 Murray, Brian M.: 1973, 74, 75  
 Myers, G. Roger: 1964, 65, 66  
 Myles, Charles R.: 1994, 95, 96, 97

## N

Nadeau, Jeff: 1995, 97  
 Naegle, Johnny C.: 1968, 69, 70  
 Nash, Brandon R.: 1997, 98, 2000, (01)  
 Nash, Charles Stanley Jr.: 1998  
 Nash, Charles S.: 1975, 76  
 Naumetz, Rex L.: 1972, 73, (74)  
 Navarrete, Alfonso C.: 1962, 63, 64  
 Nave, Frederick G.: 1924  
 Neal, DeVonte: 2014, 15, 16  
 Neal, Mark T.: 1971, 72, (73)  
 Neely, Anthony W.: 1979, 81, 82  
 Negri, T. James: 1942  
 Nelson, Bryon: 1982, 83  
 Nelson, Cam: 2006, 07, 08, (09)  
 Nelson, Dearl G.: 1978, 79, 81  
 Nelson, Thomas D.: 1966, 67, (68)  
 Ness, Nate: 2007, (08)  
 Nettling, William K.: 1977, 78, 79, 80  
 Nemeth, William D.: 1966, (67)  
 Newtown, Raymond Austin: 1905  
 Nicholson, Everett V.: 1955  
 Nielsen, Walter Ring: 1936, 37, 38  
 Nies, John R.: 1988, 89  
 Nolan, Michael Earle: 1933, 34, 36  
 Norris, R. Scott: 1948, 49  
 Northcutt, Dennis L.: 1996, 97, 98, 99  
 Novell, Edward William: 1931  
 Novosel, Joseph M.: 1975  
 Nowotny, Raymond Alvin: 1937  
 Nunez, Luis O.: 2003  
 Nwoko, Greg: 2009, 10

## O

O'Connor, August Joseph: 1922, 23  
 O'Connor, James M.: 1972, (73)  
 O'Dowd, Jack Busch: 1930, 31, 32  
 O'Haco, Michael J.: 1941  
 O'Hara, Ryan: 2003  
 Ogunfiditimi, Olatide E.: 1989  
 Oldham, James R.: 1924  
 Oliver, Hubert: 1977, 78, 79, (80)  
 Oliver, Jimmy Lee: 1963, 66  
 Ollason, Lawrence: 1947 (manager)  
 Olney, William Thomas: 1899, 1900  
 O'Mahony, Michael F.: 1961, 62, 63  
 O'Neil, James T.: 1927 (manager)  
 O'Neill, Maurice Owen: 1912  
 Onwuasor, Patrick: 2012  
 Orem, Clarence Leslie: 1919  
 Orr, Neil H.: 1975, 76, 77, (78)  
 Ortiz, Robert Menard: 1948  
 Osborne, Charles W.: 1992, 93, 94, 95  
 Osborne, James Charles: 1961  
 O'Sullivan, Joseph F.: 1973, 74, 75  
 Ott, Charles Hylar: 1938  
 Ott, Mani M.: 1991, 93, 94, 95  
 Overall, Billy G.: 1956, 57, 58  
 Owens, William G.: 1991  
 Owen, Mark J.: 1954, 55, 56

## P

Pace, John D.: 1980, 81  
 Padron, Matthew T.: 2003  
 Palic, Christopher: 1997, 99, 2000  
 Palmer, Ronnie: 2005, 06, 07, (08)  
 Panas, Alexander P.: 1937  
 Parada, John M.: 2002, 04  
 Parish, C.J.: 2009, 11  
 Parker, Barnes R.: 1941, 42

Parker, Barnes R.: 1966, 67  
 Parker, George Millard: (1999), 2000  
 Parker, Glenn A.: 1988, 89  
 Parker, Harry: 1936, 37  
 Parker, Henry Clay: 1901 (manager)  
 Parker, Jason: 2005, 06, 07  
 Parker, Jesse L.: 1977  
 Parker, Mike R.: 1989, 90  
 Parker, Rickey: 2005  
 Parks, William C.: 1973, 74, 75  
 Parks, Will: 2012, 13, 14, (15)  
 Parnell, Shawn A.: 1994, 95  
 Parrish, Gary: 1984, 85  
 Parten, Ty D.: 1989, 90, 91, (92)  
 Partridge, Bruce K.: 1968  
 Pascoe, Benjamin F. Jr.: 1900  
 Paske, Gary, B.: 1969  
 Patrick, Dominic: 2004, 05, 06, 07  
 Patten, Harold A.: 1926, 27, 28, 29  
 Patterson, Jason: 1993, 94  
 Partridge, Bruce K.: 1968  
 Pascoe, Benjamin F. Jr.: 1900  
 Paske, Gary, B.: 1969  
 Patrick, Dominic: 2004, 05, 06, 07  
 Patten, Harold A.: 1926, 27, 28, 29  
 Patterson, Jason: 1993, 94  
 Patterson, Leslie: 2003  
 Payne, Greg Jr.: 1998, 99  
 Payton, Joseph J.: 1965, 66  
 Pazerski, James V.: 1963, 64, (66)  
 Peete, Willie, Jr.: 1956, 57, 58, 59  
 Peete, Willie III: 1981, 82  
 Peggs, Joseph G.: 1940, 41, 42  
 Pell, Jimmy R.: 1955  
 Penn, William Charles: 1945, 46, 47, 48  
 Penner, Douglas Mark: 1985, 86, 87, 88  
 Perkins, Glenn W.: 1979, 81, 82  
 Perkins, Joe: 2008, 09, 10  
 Perry, Daniel A.: 2000  
 Peru, Ramiro J.: 2001  
 Peter, John Wayne: 1985  
 Peterson, Cedric: 2016  
 Peterson, Randall S.: 1968  
 Peterson, William R.: 1945, 46, 47, 48  
 Petropolis, Stanley: 1940, 41, 42  
 Petrosolis, Joseph S.: 1970, 71, 72  
 Pettinato, Dan: 2011, 12, 13, (14)  
 Peyton, Matthew W.: 1993, 94, 95, 96  
 Pfaff, Douglas E.: 1988, 89  
 Pfersdorf, James S.: 1922  
 Phason, Wincent: 1972, 73, 74  
 Phegley, Gordon: 1972, 73  
 Philbin, Willie Joe: 1992  
 Philipp, Hans: 2008  
 Philipp, Paul Y.: 2003, 04, 05, 06  
 Phillips, Brandon J.: 2001, 02, 03, 04  
 Phillips, Charles D.: 1954  
 Phillips, Clayton: 1930  
 Phillips, Jay P.: 1990, 91, 92, (93)  
 Phillips, John E.: 1971, 72  
 Phillips, Nate: 2013, 14, 15, (16)  
 Phillips, Thomas A.: 1962, 63, 64  
 Pickett, Charles Edgerton: 1912  
 Pickett, Ernest Charles: 1902  
 Pickrell, William Watson: 1915 (manager)  
 Pieczentkowski, Marshall A.: 1959  
 Pierce, Alfred R.: 1980  
 Pierce, Antonio: 1999, 2000  
 Pihl, Mark A.: 1971  
 Piper, Harry W.: 1935, 36, 37  
 Piper, Marvin M.: 1913  
 Piper, Scott C.: 1973, 74, 75  
 Pistor, Arthur Lee: 1974, 75, 76, 77  
 Pittman, Caesar: 1970, 71, 72  
 Pittman, Corey A.: 1990, 91, 93  
 Pizula, Roy: 1947  
 Pinski, Francis X.: 1959  
 Plodinec, Tim A.: 1965  
 Plousha, Cullen E.: 1992, 94  
 Podesta, Francis E.: 1930  
 Poindexter, Shawn: 2016  
 Polk, DaShon Lamor: 1995, 97, 98, 99  
 Pollack, Josh: 2016  
 Pollard, Arthur: 1946  
 Pollard, Edward J.: 1961, 62  
 Pollard, Leonard: 1928  
 Polley, Alan K.: 1955, 56, (57)  
 Poole, Gregory M.: 1971, 72  
 Porter, William Asa: 1914, (15)  
 Porter, Carter C.: 1915, 16, 17  
 Portilla, Jose C.: 1996, 97  
 Pomele, Pulu T.: 1990, 91, 93, 94  
 Powers II, Howard J.: 1987, 88, 89, 90  
 Prasuhan, Jonathan R.: 1993, 95  
 Pratt, Michael P.: 1945, 46 (manager)  
 Preininger, Clair B.: 1935, 36  
 Preston, Gregory C.: 1973, 74, 75, 76  
 Prichard, Douglass A.: 1988  
 Prickett, William D.: 1991  
 Prickett, Lance L.: 1971  
 Prince, Richard C.: 1968  
 Prior, Joseph L.: 1984, 85, 86  
 Prisco, Aaron: 1986  
 Proietti, Donald: 1973, 74  
 Puett, Ott M.: 1922  
 Putton, Chris: 2010, 11, 12, 13

## Q

Quihuis, Charlie G.: 1973  
 Quinn, Kyle: 2009, 10, 11, (12)  
 Quinn, Thomas D.: 1988, 89, 90

## R

Raetzman, Charles G.: 1958, 59  
 Raine, William C.: 1975, 76  
 Rainey, Derrick: 2010, 11, 12, 13  
 Ramsey, Louis A.: 1967, 68  
 Ramsey, Robert: 2002  
 Ramseyer, John A.: 1980  
 Randall, Delbert: 1938, 39  
 Randall, Jerrard: 2014, 15  
 Randolph, David P.: 1974, 75  
 Rattay, John M.: 2001  
 Ray, John L.: 1967, 68  
 Recktenwald, Bart T.: 1988  
 Redd, John C.: 1936  
 Redfern, Milton L.: 1967, 68  
 Redhair, Jack I.: 1956, 57  
 Redman, William P.: 1980, 81, 82, 83  
 Reed, Brooks: 2007, 08, 09, (10)  
 Reed, D'Aundre: 2007, 08, 09, 10  
 Reed, Marc A.: 1966, 67  
 Reese, Joe: 2008  
 Reese, Terrell: 2007  
 Reeves, Craig W.: 1987  
 Reeves, Roloff Wright: 1917  
 Regenovich, Mike: 1941  
 Rehberg, Michael: 1964  
 Reimer, Chris Joshua: 1998  
 Reinhardt, Nick: 2015, 16  
 Relford, Lance: 2000, 01, 02, 03  
 Renaud, Charles Louis: 1917  
 Renaud, Ernest James: 1913, 14, 15  
 Renner, John Arthur: 1959, 60, 61  
 Reynolds, Donald W.: 1968, 69, 70  
 Reynolds Richard Walter: 1946  
 Reynolds, William Graham: 1900  
 Rhinehart, William: 1946, 47, 48 (man.)  
 Rhodes, Matthew: 1998  
 Rice, Thomas Briggs: 1908, (09)  
 Rich, LaChaux M.: 1994, 95, 97, 98  
 Richards, David C.: 1950, 51, 52  
 Richards, David: 2012, 13, 14, 15  
 Richards, Matt: 2005, 06  
 Richardson, Harold C.: 1946, 47, 48, 49  
 Richardson, Shaquille: 2010, 11, 12, 13  
 Richmond, Charles P.: 1899 (manager)  
 Richmond, Lincoln A.: 1946  
 Ridgway, George Richard Jr.: 1954  
 Rigg, Ralph Lee: 1910, 11  
 Rigglesman, Drew: 2013, 14, 15  
 Riggs, John D.: 1929  
 Rinehart, Jeffrey A.: 1985, 86, 87  
 Rivenburg, Roy Pelton: 1947, 48, (49)  
 Robbins, Randy: 1980, 81, 82, 83  
 Roberson, George B.: 1908  
 Roberts, David: 2008, 09, 10, 11  
 Robertson, Robert L.: 1978  
 Robertson, Michael Alan: 1998, 99  
 Robinson, Brehman H.: 1932, 33, (34)  
 Robinson, Drew: 2011, 12  
 Robinson, James Newton: 1899, 1900  
 Robinson, Mike: 1979, 80  
 Robinson, Paul H.: 1967  
 Rockwell, Guy Lionel: 1899  
 Rodgers, Sanford L.: 1965, 66  
 Rodriguez, Gerold: 2005  
 Rodriguez, Mario: 1993, 94  
 Rodriguez, Ruben Angel: 1985, 86  
 Rodriguez, Ted Jr.: 1997, 98  
 Rogers, Andy: 1933, 34  
 Rogers, George Wendell: 1935, 36, 37  
 Rogers, Regan Crist: 1998  
 Rogge, Harry E. Jr.: 1948  
 Rogge, Laurence E.: 1966, 67, 68  
 Roland, Robert E.: 1990, (91)  
 Roletti, Charles John: 1907, 09, (10), 11  
 Rolfe, Clifton Howard: 1909, 10, (11)  
 Romero, James Vincent: 1998  
 Romero, Jose: 2014, 15  
 Romero, Lionel R.: 1956, 57  
 Romey, David M.: 1988, 89  
 Roper, Gerald M.: 1981  
 Rose, Frank Winfred: 1905  
 Rosenberg, Leo M.: 1902, (03)  
 Ross, Chad C.: 1991, 92, 93  
 Ross, Clarence: 1937, 39  
 Ross, Devin: 2006, 07, 08, 09  
 Ross, Samuel A.: 1989, 90  
 Ross, Shelton S.: 1999, 2000, 01  
 Rothery, Douglas E.: 1968, 69  
 Rubel, John Pierpont: 1946, 47  
 Rudolph, Martin J.: 1984, 85, 86  
 Ruman, Bernard: 1942  
 Ruman, Raymond Paul: 1946, 47  
 Ruman, Robert P.: 1940, 41, 42  
 Rumic, Andrew J.: 1955  
 Runk, Carl A.: 1960, 61  
 Rush, Richard L.: 1955



# Arizona Football Lettermen

Russell, Dan C.: 1949  
 Russell, Paul: 1989, 90  
 Russell, Ross M.: 1899, 1900, 01, 03  
 Russell, Timothy: 1988, 90, 91  
 Ruthrauff, John M.: 1904, (05), 08  
 Rutkowski, Phillip T.: 1951, 52, 53  
 Rutt, Brandon: 2015, 16  
 Ryan, Daniel J.: 1967  
 Ryan, Patrick W.: 1955

## S

Sachen, Joseph: 1934, 35, 36  
 Safranek, Darren: 1999, 2000, 01, 02  
 Sagar, Kenneth F.: 1929, 30  
 Salave'a, Joe F.: 1994, 95, (96), 97  
 Salony, Eilliam J.: 1962, 63  
 Salmon, John Byrd: 1924, 25  
 Salum, Donald G.: 1988, 89  
 Sampay, Reggie: 2000, 01, 02, (03)  
 Sample, Clarence M.: 1930, 32, (33)  
 Samuels, Justin: 2013  
 Sancet, Frank: 1929  
 Sanders, Brandon C.: 1992, 93, 94, (95)  
 Sanders, Scott R.: 1993, 94, 95, 96  
 Sanders, Yamen: 2013, 14  
 Sanguinetti, John R.: 1974, 75, 76, 77  
 Santa Cruz, Fernando: 1962  
 Sarnoski, Kenneth P.: 1966, 67, 68  
 Sapp, Errol A.: 1989  
 Sather, Tom: 1973  
 Savea, Manuia J.: 1998, 99  
 Schaefter, Ernest P.: 1945  
 Scelzi, Jerry J.: 1964, 65  
 Schildmeyer, Frederick: 1954  
 Schiller, Craig S.: 1982, 83  
 Schlueter, Charles D.: 1967, 68  
 Schmid, Robert R.: 1937  
 Schmidt, Paul S.: 1974, 75  
 Schmidtke, Kevin M.: 1994, 95, 96, 97  
 Schock, Dean: 1975, 76, 77  
 Schramm, John: 1976, 77, 78  
 Schuh, Frederick Jr.: 1952, 53, 54  
 Schultdt, John F.: 1973, 75  
 Schultz, Chris: 1979, 80, 81, 82  
 Schwartz, Adam R.: 1961, 63 (manager)  
 Schwartz, Adam G.: 1997  
 Scott, Alfred: 1982  
 Scott, Gaius: 2002  
 Scott, James W.: 1965, 66, (67)  
 Scott, Matt: 2008, 09, 10, (12)  
 Scott, Thoman Marvin: 1947  
 Scott, Yusuf J.: 1996, 97, 98  
 Scurlock, Michael L.: 1991, 92, 93, 94  
 Scow, Oliver: 1901, 02, 03, 04  
 Scroggins, Jesse: 2014  
 Seaman, Bryce E.: 1921  
 Seedborg, Harold N.: 1939  
 Seeley, George Wesley: 1914, 15  
 Segal, William R.: 1974, 75, 76, 78  
 Seidel, Gus A.: 1929, 30, 31  
 Settlemyer, George: 1955 (manager)  
 Shackelford, Ray K.: 1959, 60  
 Shafton, Robert: 1949, 50 (manager)  
 Shanahan, Tim: 1986, 87, 88  
 Shannon, Michael P.: 1972, 73, 74  
 Shapiro, Gregg D.: 1990  
 Shapiro, Joshua: 1995  
 Sharp, Robert L.: 1923  
 Shaw, Gary L.: 1979, 80, 81  
 Sheedy, Timothy C.: 1968, 69, 70  
 Sheehan, Eric: 2006  
 Shelton, Michael: 2005, 06  
 Shepard, Gary: 2003  
 Sherman, James T.: 1968, 69, 70  
 Sherman, Zeonte D.: 2003, 04  
 Sherwood, Ted: 1967, 68, 69  
 Shields, Dennis A.: 1970, 71, 72  
 Shields, Paul L. Jr.: 1997, 98  
 Shiftel, Marshall P.: 1924, 25, 26  
 Shillings, Floyd V.: 1950  
 Shuford, Louis M.: 1971, 72  
 Sicilan, Robert J.: 1970  
 Sidebotham, William M.: 1919 (manager)  
 Silas, Sherrill D.: 1951  
 Simmons, Aaron J.: 2007, 08, 09, 10  
 Simondi, Louis: 1933, 34, 35  
 Sims, Randy W.: 2004, 05  
 Sine, Eddie E.: 1955, 56  
 Singer, Bernard: 1941  
 Singfield, Antoine: 2003  
 Singleton, Chris: 1986, 87, 88, 89  
 Singleton, James T.: 1961, 62, 63  
 Singleton, Kevin: 1986, 87, 88, (90)  
 Sintay, Henry W.: 1970, 71  
 Siofele, Joseph S.: 2000, 01, 02, 03  
 Skilling, William Emil: 1934  
 Skowron, Casey: 2014, (15)  
 Slack, Ryan: 2001, 02  
 Slater, Gary W.: 1956, 57  
 Slavin, Tyler: 2011, 12  
 Slonaker, Alter Louis: 1917, 19, (20), 21  
 Smetana, William J.: 1941, 47, 48  
 Smigiel, Joseph M.: 1992, 93, 94

Smiland, Bronko M.: 1936, 37, 38  
 Smith, Adonis: 2014  
 Smith, Anthony: 1989  
 Smith, Bertram Louis: 1900, 01  
 Smith, Brian: 1985  
 Smith, Christopher F.: 1975, 77, 78, 79  
 Smith, Jake K.: 2013  
 Smith, John Elliott: 1946, 47, 48  
 Smith, Keith Alfred: 1996, 97, 98, 99  
 Smith, Larry D.: 1982, 83  
 Smith, Marcus E.: 2002, 03, 04, 06  
 Smith, Melvin E.: 1985, 87, 88  
 Smith, Mikal L.: 1995, 96  
 Smith, Richmond Shaw: 1919, 20, 21  
 Smith, Stanford George: 1935, 36  
 Smith, Turner Church: 1913, (14), 15  
 Smith, Vincent R.: 1990, 91, 92  
 Smith, Wallace Burton: 1933, 35, 36  
 Smith, Warner M.: 1991, 92, 93, (94)  
 Smith, William C.: 1923, 24, 25, 26  
 Smith, William E.: 1954, 55  
 Smith, Xavier: 2006, 07, 08  
 Smothers, Antonio: 2014, 15  
 Smull, John William: 1959, 60, 61  
 Snoddy, C. Calvert, Jr.: 1938, 39, 40  
 Solomon, Anu: 2014, 15, 16  
 Solomon, Darrell D.: 1977, 78  
 Sorenson, George: 1926, 27, 28  
 Sowders, Steven A.: 1967  
 Spaulding, George F.: 1910  
 Spilsbury, Max R.: 1946, 47, 48, (49)  
 Springston, Ryan C.: 1997, 98  
 Sprotte, J. W. (Jimmy): 1994, 95, 96, (97)  
 Sprotte, W. (Scooter): 1995, 96, 98, 99  
 Spurgeon, Trent: 2011  
 Stafford, Edward S.: 1899, 1900, 01, 02  
 Stagg, Matt: 2016  
 Stamer, Paul L.: 1991, 92, 93, 94  
 Stanton, Allan J.: 1950, 51, 52  
 Stanton, Henry R.: 1939, 40, 41  
 Starkey, Craig W.: 1960, 61, 62  
 Stauffer, Howard S.: 1958 (manager)  
 Stead, John F.: 1917 (trainer)  
 Steele, Warren: 1945  
 Steger, John Frederick: 1936, 37, 38  
 Stephens, Roy A.: 1949  
 Step toes, Syndric: 2003, 04, 05, (06)  
 Stern, Gilbert R.: 1953  
 Stetz, Chris: 1992  
 Stevens, John W.: 1926 (manager)  
 Stevenson, Brian: 1977  
 Stevenson, Nelson K.: 1945  
 Stevenson, Ricky A.: 1968, 69  
 Stevenson, Walter H.: 1927  
 Stewart, Derrick A.: 1994, 95  
 Stewart, Harry Alexander: 1919  
 Stewart, Jesse Hobson: 1903  
 Stewart, Odel L.: 1988  
 Stine, Eric R.: 1978  
 Stivers, Ronald M.: 1981, 82  
 Stofft, Frederick R.: 1925, 26, 27, 28  
 Storch, Surt Eric: 1950, 51, 52  
 Stovall, William T.: 1954, 55  
 Straw, Ken Joe: 1975, 76, 77  
 Streeter, Mark A.: 1978, 79  
 Streets, Robert B. Jr.: 1949 (manager)  
 Streidnig, Michael: 1988, 89, 90  
 Strickling, Mark C.: 1992, 93  
 Strong, Isaiah: 2016  
 Stump, Gerald J.: 1969, 71  
 Suarez, Benito G.: 1899, 2000, 01, 02, 03  
 Shelton, James Daniel: 1912  
 Svob, Robert Stanley: 1938, 39, 40  
 Swanson, Grant M.: 1974, 75  
 Sweet, Alvin Jay: 1921, 22  
 Sweeting, Ted G.: 1962, 64  
 Swick-Vialo, Mitchell: 1925, 26, 27, 29  
 Swift, Samuel E.: 1939  
 Szaulko, Michael J.: 1994, 95, 96, 97

## T

Tackett, Wrinfred Clyde II: 1947, 48  
 Tafoya, Joseph P.: 1997, 98, 99, 00  
 Tafua, Steve: 1996  
 Tagalola, Freddie: 2015, 16  
 Tagoi, Mu Maafala: 1991, 92, 93, 94  
 Tate, Dennis: 1977  
 Tate, James, Jr.: 1957  
 Tate, Joseph McLane: 1904  
 Tate, Khalil: 2016  
 Tatum, Brandon: 2005, 07  
 Taula, Kiriffi: 2011, 12, 13  
 Taylor, Cary E.: 1992, 93, 94, 95  
 Taylor, Edgar A.: 1940, 41  
 Taylor, Elliot: 2012  
 Taylor, Gary E.: 1993, 94, 95, 96  
 Taylor, J.J.: 2016  
 Taylor, Richard M.: 1940  
 Taylor, Timothy D.: 2003  
 Taylor, William Henry Jr.: 1911  
 Teiborg, Andrew: 1988  
 Temple, Robert Aitchison: 1937, 39  
 Terrell, Damon: 1994

Terrell, Ransom L.: 1971, 72, (73)  
 Terrell, Steven K.: 1972  
 Tevis, Jared: 2011, 12, 13, (14)  
 Theakstbury, Raymond W.: 1930  
 Thorpe Jr., Larry: 2016  
 Thomas, Aaron J.: 1988  
 Thomas, Anthony D.: 1997, 98, 2000, (01)  
 Thomas, Charles Emerson: 1903  
 Thomas, Mike: 2005, 06, 07, (08)  
 Thomas, Robert Russell: 1920, 22, 23  
 Thomas, Timothy: 1993, 94, 95  
 Thompson, Clifton Jerry: 1965, 66, 67  
 Thompson, Robert Lee: 1960, 61  
 Thompson, Todd A.: 1996  
 Thompson, Tony: 2000  
 Thompson, Young A.: 1999, 2000, 01, 02  
 Thomson, Eric A.: 1980  
 Thorpe, Clarence D.: 1911  
 Thorpe, Cloff E.: 1982, 83, 84, 85  
 Thurman, D'Andrae: 2000, 01, 02  
 Tijerina, George: 1967  
 Tillman, Dolphin E.: 1996, 97, 98, 99  
 Titensor, Allen Earle: 1937, 38  
 Tofflemire, Joe S.: 1985, 86, 87, (88)  
 Tofflemire, Paul C.: 1988, 89, 90, 91  
 Tognetti, Omero Al: 1956  
 Tollefson, Eric J.: 1967  
 Tomerlin, Jacob: 2005  
 Tomlin, Horald A.: 1959, 60  
 Tompkins, Kim L.: 1968, 69, 70  
 Tonz, John J.: 1950, 51, 52  
 Toon, Robert C. Jr.: 1976, 74, 75  
 Torrey, Andre: 2003, (04)  
 Towne, Alfred: 1929 (manager)  
 Townsend, Harold E.: 1960, 61  
 Traw, Ronald: 1985  
 Treadwell, Michael C.: 1969, 70, 71  
 Treadwell, Stuart Ellsworth: 1930  
 Tretheway, James: 2007, 08  
 Tribolet, Charles S.: 1931 (manager)  
 Troutman, Roy Robert: 1912  
 Tucker, Gustave E.: 1979  
 Tucker, Jimmy E.: 1989, 90  
 Tucker, Samuel: 1935, 36  
 Tucker, William F.: 1953, 56  
 Tuihalamaka, Apaiata: 2008, 09  
 Tuihalamaka, Vuna: 2008, 09  
 Tuihalamaka, Stern: 2010, 11, 12, (13)  
 Tuinei, Vaega Van: 1995, 96  
 Tupulotu, Kaniela: 2007, 08  
 Tuitama, Willie: 2005, 06, (07), (08)  
 Tuitavuki, Carl F.: 2002, 03  
 Tunncliffe, Tom R.: 1980, 81, 82, 83  
 Turituri, Derrick: 2013, 14  
 Turley, Ryan: 1996, 97  
 Turner, Greg P.: 1981, 82, 83, 84  
 Turner, Johnathan: 2005, 06, 07  
 Turner, Mike: 2007, 09, 10  
 Turner, Terrell: 2006, 07, 08, (09)  
 Tushaus, Blair: 2014  
 Tutogi, Taimi: 2009, 10, 11, 12  
 Turvey, Harry Ellsworth: 1914, 15, 16  
 Tyler, Tre: 2015  
 Tyson, John H.: 1971

## U

Ugwu, Chima: 1996, 98  
 Uku, Austin M.: 1999, 2000, 01  
 Ulloa, Chacho: 2016  
 Ullom, Burle W.: 1950, 51  
 Umphress, Robert L.: 1952  
 Underhill, Howard L.Talcott: 1910, 11, 12  
 Underwood, Dennis L.: 1958, 60, 61  
 Underwood, Norman G.: 1953 (manager)  
 Upchurch, James T.: 1972, 73, 74  
 Upshaw, Christian: 2012  
 Upton, William J.: 1923, 24  
 Urness, Harold Edward: 1958, 59, 60  
 Usman, Mohammed: 2010, 11  
 Usu, Ega: 1998, 99  
 Usu, Tevete: 1995, 97  
 Utu, McCann L.: 1990, 91

## V

Vagoni, John G.: 1952, 54  
 Vail, Hervert P.: 1940, 41, 42  
 Valder, Jeffrey W.: 1986  
 Valenzuela, Mark: 1976, 77, 78 (manager)  
 Valentine, Juan A.: 2002  
 Vance, Calvert Lee: 1916, 17 (manager)  
 Van Dusen, Rovert E.: 1922, 23  
 Van Hooser, John S.: 1952  
 Vargas, Orlando: 2008, 09  
 Varner, Harry Howard Jr.: 1946, 47, (48)  
 Vasquez, D.J.: 1998, 99  
 Vassallo, Paul: 2010, (11)  
 Vassar, Charles Q.: 1950, 51 (manager)  
 Vaughn, Carrington: 2016  
 Vaughn, Terrance R.: 1990, 91, 92, 93  
 Veal, Devin: 2008  
 Veal, Ronald R.: 1987, 88, 89, 90  
 Vega, Sergio V.: 1980, 81

Ventrigila, James J.: 1969, 70, 71  
 Verbalaitis, Victor Hugh: 1983, 84, 86, 87  
 Verfurth, Ralph Ryan: 1917  
 Velsing, Craig: 1982, 83, 84, 85  
 Vickers, Elmer Francis, Jr.: 1933, 35, 36  
 Vickers, Ryan: 1985, 86  
 Vocks-Reck, John P.: 2001, 02  
 Vose, Hamilton III: 1954, 55

## W

Wacholz, Bill: 2006, 07  
 Wade, Marcel R.: 1989, 90, 91, 92  
 Wade, Robert L.: 1999, 2000, 01, (02)  
 Wade, Trevin: 2008, 09, 10, (11)  
 Wakefield, Melvin F.: 1941  
 Walczak, Mark C.: 1982, 83, 84, 85  
 Waldrop, Robert F.: 1990, 91, 92, 93  
 Walker, Bruce E.: 1972, 73  
 Walker, Daniel R.: 1977, 78  
 Walker, Frank S.: 1925 (manager)  
 Walker, Willie: 1994, 95, 96  
 Walker, Willis Lester: 1939  
 Wallace, Darnell J.: 1977  
 Wallace, Jackie: 1970, 71, 72  
 Wallace, James E.: 1971, 72  
 Wallace, Roy Oliver: 1933, 34, 35  
 Wallendorf, Don: 1951  
 Walton, Levi: 2016  
 Ward, Jowyn: 2008, 09, 11, 12  
 Ward, Kevin M.: 1979, 80, 81, 82  
 Ware, Reginald D.: 1978, 79, 80  
 Warford, Ralph Elmo: 1934, 35, 36  
 Wargo, Paul G. Jr.: 1966  
 Warner, James E.: 1987, 88, 89  
 Warren, Brian V.: 1982, 83  
 Warren, Clinton: 1927, 28, 29  
 Warren, Paul B.: 1969  
 Warren, Richard M.: 1989, (90)  
 Wartman, Charles H.: 1923  
 Washington, Alonzo: 1987, 88  
 Washington, Justin: 2010, 11, 12, 13  
 Wasko, Robert: 1995, 96  
 Watkins, Clyde: 1936, 37, 38  
 Watley, Mark II: 2010, 12  
 Watson, David J.: 1995, 96  
 Watters, Robert L.: 1988  
 Webb, Charles R.: 1984, 85, 86, (87)  
 Weber, Brett P.: 1980, 81  
 Weber, Alcide N.: 1953, 54  
 Weiler, Carl E.: 1951, 52, 53  
 Weinstein, Bernard: 1945  
 Wellman, Glenn R.: 1983  
 Wells, Dana C. Jr.: 1985, 86, 87, 88  
 Wells, Raymond E.: 2001, 02  
 Wendler, James M.: 1997, 98, 99  
 Werlinger, Zach: 2016  
 West, Kenneth Dale: 1960  
 Westgard, Carl C.: 1931, 32  
 Wetencamp, Paul F.: 1913 (manager)  
 Wharton, Garic: 2011, 12, 13  
 Whitaker, Jace: 2015, 16  
 White, Dan Jerome: 1993, 94, (95)  
 White, Edward Willard: 1904  
 White, John Carroll: 1929, 30  
 White, Lou V.: 1962, 63, 64  
 White, Marshall: 1967  
 White, Robert G.: 1970, 71, 72  
 White, Roy M.: 1930  
 White, Ruben J.: 1965, 68  
 Whiteside, William Hershel: 1900  
 Whitfield, Ashland O.: 1970  
 Whitlow, Robert E.: 1956, 57  
 Whitmore, Dale N. Jr.: 1996, 97  
 Whitton, Jeffrey M.: 1976, 77, 78, 79  
 Wiggins, Bruce H. III: 1997, 98, 99, 2000  
 Wigley, Roy Clark: 1936, 37, 38  
 Wilcox, Anthony: 2008, 10  
 Wild, Donald R.: 1959, 60  
 Wilde, Trevor: 1999, 2000  
 Wiley, Ross Lynden: 1920, 21  
 Wiley, Labarron: 1978  
 Wiley, Robert: 1976  
 Wilky, Leslie Guy: 1909, 11, 12  
 Willet, Sean: 2012  
 Willett, James M.: 1964, 65  
 Williams, Armon A.: 1993, 94, 95, (96)  
 Williams, Carlos D.: 2001, 02, 03, (04)  
 Williams, Larry Dean: 1958, 59, 60, 61  
 Williams, Ricky R. Jr.: 2002, 03, 04  
 Williams, Rodney A.: 1995, 96, (97)  
 Williams, Roussell: 1972, 73, 74  
 Williams, William H.: 1958, 59, 60, 61  
 Williamson, William Roy: 1908, 09  
 Willrodt, Joey: 2002  
 Wilson, Edward A.: 1959, 60, (61)  
 Wilson, Nick: 2014, 15, 16  
 Wilson, Phillip W.: 1962, 63  
 Wilson, Shane: 2013  
 Wilson, William Wade: 1947, 49  
 Wimberly, Edward P.: 1962, 63, 64  
 Windisch, Robert C.: 1973, 74, 75  
 Wingate, Anthony J.: 2002, 03, 04  
 Wisz, Thomas J.: 1970, 71





Witten, Oliver Byrd: 1921, 22  
 Wnek, Elliott James: 1998, 99, 2000, 01  
 Wofford, Walter William: 1919, 20, (21)  
 Wolfe, Stephen M.: 1968, 69  
 Wolgast, Edward Lee: 1945, 47, 48, 49, (50)  
 Wood, Brad: 2004, 05, 06  
 Wood, Brent W.: 1983, 84, 85, 86  
 Wood, Carter: 2013, 14  
 Wood, David W.: 1981, 82, 83, 84  
 Wood, Earl Francis: 1917  
 Wood, Trevor: 2014, 16  
 Woodall, John W.: 1963, 64  
 Woodburn, Thomas O.: 1948, 49  
 Wooddell, Charles E.: 1902, 03, 04, 05  
 Wooddell, DeLeslie James: 1909  
 Woodford, Michael: 1980, 81  
 Woods, Alex Robert: 1986, 88  
 Woods, Sidney Sterling: 1936, 37  
 Woodward, Gregory E.: 1968, 69, 70  
 Worcester, S. Jarvie: 1999, 2000, 01, (02)  
 Worthy, Jeff: 2014, 15  
 Wozniak, Johnnie J.: 1979  
 Wray, Spencer: 1993, 94  
 Wright, Christopher H.: 1987, 88, 89  
 Wright, Claudius L.: 1993, 94  
 Wright, Roy James: 1986  
 Wright III, Scooby: 2013, 14, 15  
 Wright, William 'Bug': 2008, 09, 10  
 Wuertz, Verne Jr.: 1945, 46, 47  
 Wunderli, Brian K.: 1976, 77, 78  
 Wyatt, Wayne: 1995, 96  
 Wynne, John Davis: 1934, 35, 36

## Y

Yarger, Thomas L.: 1960  
 Yates, Victor: 2010  
 Yeager, William Michael: 1958, 59  
 Yena, Larry L.: 1975, 76  
 Young, Joseph A.: 1956, 57  
 Young, R.J.: 2009, 10  
 Young, Ralph Crawford: 1912 (manager)  
 Young, Tony J.: 1979  
 Yvonovitz, John: 1941

## Z

Zarrillo, Paul F.: 1975  
 Zebas, Joseph M.: 1992  
 Zech, Patrick A.: 1974, 75  
 Zellers, Parker: 2014, 15, 16  
 Zeman, Gerald A.: 1961, 62, (63)  
 Zendejas, Alex: 2008, 09, 10, 11  
 Zendejas, Max J.: 1982, 83, 84, 85  
 Ziemer, Walter A.: 1950, 51  
 Zink, Shane: 2012  
 Zion, Daniel L.: 1958  
 Zivic, William Jr.: 1978, 79  
 Zuckerman, Ken: 1986

## Arizona Sports Hall of Fame

Former footballs players, coaches, staff & administrators  
 (Listed by years played or worked for program)

Name	Sports, Role	Years Participated/On Staff
Burrell R. Hatcher	FB, BASE, T&F, BSK, TEN	1907-1908
Orville Scarff "Speedy" McPherson	FB	1913-1916
W. Asa Porter	FB, BASE, BSK, TEN, T&F	1914-1916
Alter Louis Slonaker	FB, BSK, BASE	1917-1922, 1922-1947
Harold A. "Nosey" McClellan	FB	1920-1922
John Bryd "Button" Salmon	FB, BASE	1924-1926
Martin Gentry	FB	1925-1928
Rollin T. Gridley	FB, BSK	1925-27
Harold "Porque" Patten	FB, BSK, T&F	1926-1930
Bill Hargis	FB, T&F, BSK	1928-1931
James Elliott Dunseath	FB	1929-1931
Henry E. "Hank" Leiber	FB, BSK, BASE	1929-1931
Clarence "Bud" Sample	FB, T&F	1930-1933
Jason "Red" Greer	FB, BASE	1931-1934
Leon Fred Levy	FB	1932-1934
Teddy Bland	FB, BASE	1933-1935
Ronald C. Henderson	FB, BASE, BSK, T&F	1933-1936
Elmer F. "Butch" Vickers, Jr.	FB, BSK, BASE	1933-1936
Michael Earl Nolan	FB, T&F, BOX	1933-1936, 1951-1955
Gerald A. "Tex" Oliver	FB Coach, T&F Coach	1933-1937, 1933-1936
Sidney Sterling Woods	FB	1935-1937
Herbert Mann	FB	1935-1938
Bronko M. Smiland	FB	1936-1938
Tom C. Greenfield	FB, BSK	1936-1938, 1937-1938
Walter R. Nielson	FB, T&F	1937-1939
John Black	FB, BSK Coach	1938-1940, 1939-1941, 1941, 1946-1947
Robert Svob	FB, ADMIN	1938-1940, 1941-1983
Henry R. Stanton	FB, BASE	1940-1941
Robert P. Ruman	FB, BSK, BASE	1940-1942, 1941-1943, 1942-1943, 1947
Thomas "Shanty" Hogan	FB, BASE, Coach, Educator	1941-1942, 1946-1947, 1942, 1946-1948
Edward Wolgast	FB	1945, 1947-1950
Fred W. Enke	FB, BSK, BASE	1946-1948
Ken Cardella	FB	1950-1953
James D. Donarski	FB	1951-1953
Art Luppino	FB	1953-1956
Paul Hatcher	FB, T&F	1954-1956
Ed Brown	FB, T&F	1954-1958
Marty Hurd	FB & BASE	1956-1958
Warren Livingston	FB, T&F	1957-1961
Edward A. Wilson	FB, BASE	1959-1961, 1961
Robert Lee Thompson	FB, T&F	1960-1961
Joe Hernandez	FB, T&F	1960-1961, 1960-1962
John Fouse	FB, BASE	1962-1965
Bill Lueck	FB	1965-1967
Mark Arneson	FB	1969-1971
Jackie Wallace	FB	1970-1972
Michael D. Dawson	FB	1972-1975
Theopolis "T" Bell	FB	1972-1975
Bruce A. Hill	FB	1973-1975
Jim Young	FB Coach	1973-1976, 1992-1994
Jon Thaddeus Abbott	FB	1974-1977
Hubert Oliver	FB	1977-1980
Ricky C. Hunley	FB	1980-1983
Randy Robbins	FB	1980-1983
Vance Johnson	FB, T&F	1981-1984
Allan Durden	FB	1982-1985
Ton Tunnicliffe	FB	1982-1985
Max Zendejas	FB	1982-1985
Byron Evans	FB	1983-1986
Chuck Cecil	FB	1984-1987
Joe Tofflemire	FB	1985-1988
Chris Singleton	FB	1986-1989
Dick Tomey	FB Head Coach	1987-2000
Glenn Parker	FB	1988-1989
John Fina	FB	1989-1991
Michael Bates	FB, T&F	1989-1992
Rob Waldrop	FB	1990-1993
Steve McLaughlin	FB	1990-1994
Tony Bouie	FB	1991-1994
Tedy Bruschi	FB	1992-1995
Trung Candidate	FB	1995-2000
Chris McAlister	FB	1996-1998
Dennis Northcutt	FB	1997-2001

FB = Football, T&F = Track & Field, BASE = Baseball, BSK = Basketball, TEN = Tennis, BOX = Boxing



## All-Time Assistant Football Coaches

The following are known and listed UA assistant coaches, largely from 1959 to the present. The names in parentheses indicate the head coach during each tenure. Modern-day graduate assistants and part-time coaches are not listed. Individuals who served as head freshman coach are listed as assistants. (Current staff in **bold italics**; unit assignment noted where known)

- **Jahmile Addae, 2015- (Rich Rodriguez) Defense**
- Duane Akina, 1987-2000 (Dick Tomey) Defense and offense OC/DC
- Pete Alamar, 1995-1999 (Dick Tomey) Offense
- Chris Allen, 1980-86 (Larry Smith) Defense
- Chuck Amato, 1980-81 (Larry Smith) Defense
- **Vince Amey, 2015- (Rich Rodriguez) Defense**
- Robert Anae, 2011-12 (Mike Stoops; Rich Rodriguez) Offense
- Norm Andersen, 1992-93 (Dick Tomey) Offense
- Moe Ankney, 1980-85 (Larry Smith) Defense DC
- Bob April, 1980-86 (Larry Smith) Defense
- Steve Axman, 1980-84 (Larry Smith) Offense OC
- **Theron Aych, 2017- (Rich Rodriguez) Offense**
- Dino Babers, 1995-2000 (Dick Tomey) Offense OC
- Mike Barry, 1980-83 (Larry Smith) Offense
- Bill Baker, 1971-72 (Bob Weber) Offense
- John Baxter, 1990-91 (Dick Tomey) Special Teams
- Bill Bedenbaugh, 2007-10 (Mike Stoops) Offense OC
- Bill Belknap, 1968-74 (Darrell Mudra, Bob Weber, Jim Young) Offense
- Gary Bernardi, 1983-86 (Larry Smith) Offense
- Steve Bernstein, 2001-03 (John Mackovic/Mike Hankwitz) Defense
- John Black, 1945-48 (Miles Casteel)
- Bob Bockrath, 1973-76 (Jim Young) Offense
- **Scott Boone, 2017- (Rich Rodriguez) Defense**
- Mike Borich, 2003 spring (John Mackovic) Offense
- Jay Boulware, 2001-03 (John Mackovic/Mike Hankwitz) Offense
- Craig Bray, 2003 (John Mackovic) Defense
- Clarence Brooks, 1990-92 (Dick Tomey) Offense
- Greg Brown, 2010 (Mike Stoops) Defense DC
- Bob Bryant, 1950-51 (Bob Winslow)
- Charlie Camp, 2002 (John Mackovic) Defense
- Mike Canales, 2004-06 (Mike Stoops) Offense OC
- Matt Caponi, 2013-15 (Rich Rodriguez) Defense
- Gerald Carr, 1991 (Dick Tomey) Offense
- Jeff Casteel, 2012-15 (Rich Rodriguez) Defense DC
- Ed Cavanaugh, 1959-66 (Jim LaRue)
- Garret Chachere, 2009-11 (Mike Stoops) Offense
- Marvin Clark, 1926 (J.F. McKale)
- Carl Cooper, 1954-64 (W. Woodson, E. Doherty, J. LaRue)
- Vaughn Corley, 1947-48 (Miles Casteel)
- Ortis Cromwell, 1950-51 (Bob Winslow)
- Ed Cusick, 1923 (J.F. McKale)
- Tom Cusick, 1926 (J.F. McKale)
- Bob Davie, 1979 (Tony Mason) Defense
- Walter Davis, 1924-25 (J.F. McKale)
- Mike Deal, 2003 (John Mackovic/Mike Hankwitz) Offense OC
- Charlie Dickey, 1992-2000 (D. Tomey), 2001-03 (Mackovic) Offense
- Dana Dimel, 2005-09 (Mike Stoops) Offense
- Rick Dykes, 2001-02 (John Mackovic) Offense
- Sonny Dykes, 2007-10 (Mike Stoops) Offense OC
- Tony Dews, 2012-16 (Rich Rodriguez) Offense
- Kasey Dunn, 2004-06 (Mike Stoops) Offense
- Rich Ellerson, 1992-95, 1997-2000 (Dick Tomey) Defense DC
- Fred A. Enke, 1925-30, 1932-42, 1945-51 (J.F. McKale, Gus Farwick, Tex Oliver, Orian Landreth, Miles Casteel, Robert Winslow)
- Dave Fagg, 1987-89 (Dick Tomey) Offense
- Leo Felner, 1969-71 (Bob Weber)
- Gene Fetter, 1857-58 (Ed Doherty)
- Mike Flores, 1990-91 (Dick Tomey) Offense
- Sailor Forch, 1925 (J.F. McKale)
- John Ford, 1952-58 (Warren Woodson, Ed Doherty)
- Buddy Geis, 1975-76 (Jim Young)
- Tony Gibson, 2012 (Rich Rodriguez) Defense
- Fred Glick, 1969-72 (Bob Weber) Defense
- Gary Glick, 1972 (Bob Weber) Offense
- Mike Gottfried, 1977 (Tony Mason) Offense
- Ben Griffith, 1987-88 (Dick Tomey) Offense OC
- Jeff Green, 1974-76 (Jim Young) Offense
- Gary Grouwinkel, 1967 (Darrell Mudra)
- Ken Gregory, 1966 (Jim LaRue)
- Jeff Hammerschmidt, 1993-95 (Dick Tomey); 08-11 (Stoops) Def./Special Teams
- Mike Hankwitz, 1973-76 (Jim Young); 2003 (John Mackovic-5 games) DC
- Jeff Hecklinski, 2003 (John Mackovic/Mike Hankwitz) Offense
- Robert Herwig, 1952-53 (Warren Woodson)
- Josh Heupel, 2005 (Mike Stoops) Offense
- Pat Hill, 1990-91 (Dick Tomey) Offense OC
- Van Howe, 1956-60 (W. Woodson, Ed Doherty, Jim LaRue)
- Rob Ianello, 1993-2000 (Dick Tomey), 2001-02 (John Mackovic) Offense
- Arnold Jeter, 1987-88 (Dick Tomey) Defense
- Wayne Jones, 1977-78 (Tony Mason) Offense
- Jack Jordan, 1978-79 (Tony Mason) Offense
- Floyd Keith, 1983 (Larry Smith) Offense
- Bobby Kennedy, 2001 (John Mackovic) Offense

- Bill Kirelawich, 2012-15 (Rich Rodriguez) Defense
- Tim Kish, 2004-11 (Mike Stoops) Defense DC
- **Brian Knorr, 2017- (Rich Rodriguez) Special Teams/Defense**
- Charlie Lee, 1974-76 (Jim Young) Offense
- Spencer Leftwich, 2012 (Rich Rodriguez) Offense/Special Teams
- Ed Linta, 1960-61 (Jim LaRue)
- Seth Littrell, 2009-11 (Mike Stoops) Offense OC
- Lawrence Livingston, 2000 (Dick Tomey) Offense
- David Lockwood, 2012-15 (Rich Rodriguez) Defense
- Marty Long, 1996-2000 (Dick Tomey), 2001-03 (Mackovic) Defense
- Marc Lunsford, 1983-00 (Larry Smith to '86; Dick Tomey) Offense
- Johnnie Lynn, 1988-93 (Dick Tomey) Defense
- Larry Mac Duff, 1987-96 (Dick Tomey), 2001-02 (Mackovic) Defense DC
- John Mackovic, 1973-76 (Jim Young) Offense
- **Calvin Magee, 2012- (Rich Rodriguez) Offense OC**
- Ron Marciniak, 1959-66 (Jim LaRue)
- John Matsko, 1986 (Larry Smith) Offense
- Ned Matthews, 1949-51 (Bob Winslow)
- Ron McBride, 1987-89 (Dick Tomey) Offense
- Cecil (Cece) McGehee, 1967-70 (Darrell Mudra, Bob Weber)
- J.F. McKale, 1935-36 (Gus Farwick, Tex Oliver)
- **Jim Michalczik, 2013- (Rich Rodriguez) Offense**
- Tom Morgan, 1966 (Jim LaRue)
- Carl Mullenix, 1949 (Bob Winslow)
- Dave Nichol, 2008-11 (Mike Stoops) Offense
- Bob Palcic, 1984-85 (Larry Smith) Offense
- Sam Papalii, 1987-88 (Dick Tomey) Offense
- Willie Peete, 1971-82 (Weber, Young, Mason, Smith) Offense
- Scott Pelluer, 2001-02 (John Mackovic) Defense
- James Pierce, 1922 (J.F. McKale)
- Asa Porter, 1920 (J.F. McKale)
- Royal (Sharkey) Price, 1964-76 (LaRue, Mudra, Weber, Young) Defense
- Chuck Purvis, 1969-70 (Bob Weber)
- Charlie Ragle, 2013-15 (Rich Rodriguez) Offense/Special Teams
- Phil Ramsey, 1962-63 (Jim LaRue)
- Tom Reed, 1973 (Jim Young) Defense
- Breham (Bud) Robinson, 1939-42, 1945-48 (Miles Casteel)
- Joe Robinson, 2004-07 (Mike Stoops) Defense
- Randy Robbins, 2000 (Dick Tomey) Defense
- Mose Rison, 2003 (John Mackovic/Mike Hankwitz) Offense
- Tom Roggeman, 1977-79, 1982-86 (Tony Mason, Larry Smith) Defense
- Jake Rowden, 1959-66 (Jim LaRue)
- Keith Rowen, 1979-82 (Tony Mason, Larry Smith) Offense
- Joe Salave'a, 2011 (Mike Stoops) Defense
- Frank Sancet, 1949-55 (Bob Winslow, Warren Woodson)
- Frank Scelfo, 2010-11 (Mike Stoops) Offense
- Ray Shackelford, 1964-65 (Jim LaRue)
- Bob Shaw, 1977-79 (Tony Mason) Defense
- William (Rip) Scherer, 1989-90 (Dick Tomey) Offense OC
- Clarence Shelmon, 1984-86 (Larry Smith) Defense
- Karl Singer, 1977-79 (Tony Mason) Defense
- Louis Slonaker, 1922-23 (J.F. McKale)
- Homer Smith, 1996-97 (Dick Tomey) Offense
- Larry Smith, 1973-75 (Jim Young) Defense
- Michael Smith, 2007-09 (Mike Stoops) Offense
- Richard Smith, 1987 (Dick Tomey) Defense
- **Rod Smith, 2012- (Rich Rodriguez) Offense Co-OC**
- Terry Snowday, 1926 (J.F. McKale)
- Jim Speight, 1962-63 (Jim LaRue)
- Max Spillsbury, 1955 (Warren Woodson)
- Steve Spurrier Jr., 2004 (Mike Stoops)
- Hank Stanton, 1952-54 (Warren Woodson)
- Mark Stoops, 2004-09 (Mike Stoops) Defense DC
- Bob Svob, 1941, 1947-48 (Miles Casteel)
- Roy Tatum, 1956-66, 1971-72 (Woodson, Doherty, LaRue, Weber)
- Mike Tuiasosopo, 2004-2010 (Mike Stoops) Defense
- Bob Valesente, 1977-79 (Tony Mason) Defense
- Charlie Vasser, 1952-54 (Warren Woodson)
- Elmer Vickers, 1939-40 (Miles Casteel)
- Don Vosburg, 1949-51 (Bob Winslow)
- Bob Wagner, 1998-2000 (Dick Tomey) Defense
- Ryan Walters, 2011 (Mike Stoops) Defense
- Walt Weaver, 1967-68 (Darrell Mudra)
- Bob Weber, 1967-68 (Darrell Mudra)
- George Werner, 1972 (Bob Weber)
- Charlie Williams, 2004-06 (Mike Stoops) Offense
- Donté Williams, 2015-16 (Rich Rodriguez) Defense
- Ted Williams, 1994 (Dick Tomey) Offense
- Eddie Wilson, 1967-71 (Darrell Mudra, Bob Weber) Offense
- Vane Wilson, 1952 (Warren Woodson)
- Eric Wolford, 2004-06 (Mike Stoops) Offense
- Jeff Woodruff, 1998-99 (Dick Tomey) Offense
- Kevin Wolthausen, 1985-86 (Larry Smith) Defense
- Darrell Wyatt, 2007 (Mike Stoops) Offense
- **Marcel Yates, 2015- (Rich Rodriguez) Defense**
- Tony Yelovich, 1977-79 (Tony Mason) Offense
- Jim Young, 1992-94 (Dick Tomey) Offense OC
- Ed Zaunbrecher, 1975-76 (Jim Young) Offense
- Lou Zarza, 1939-42 (Miles Casteel)



## Arizona Stadium (55,675)



### Stadium Notes

First Game: Oct. 12, 1929 (W, 35-0 vs. Cal Tech)  
 First Night Game: Sept. 25, 1931 (L, 0-8 vs. SDSU)

Original Capacity: 7,000	1976 Capacity: 50,000
1938 Capacity: 10,000	1988 Capacity: 56,000
1947 Capacity: 14,000	2008 Capacity: 57,400
1950 Capacity: 22,671	2012 Capacity: 56,029
1965 Capacity: 32,000	2016 Capacity: 55,675

Arizona Stadium is one of the finest playing facilities in the country and was recently upgraded through one of the most significant improvements in its history. The home of the Wildcats, Arizona Stadium reflects the history and tradition of Arizona football and the overall growth of the University of Arizona campus.

The Lowell-Stevens Football Facility, which opened to the public in August 2013, is a reflection of that growth and completes a dynamic shift in the Arizona football culture as it becomes the centerpiece of the program on the north end of Arizona Stadium. Supported by private funds including significant leadership gifts from David and Edith Lowell and from Jeff and Sharon Stevens, the \$72.3 million project provides the Wildcats with one of the premier football facilities in the nation.

The facility is a four-floor operations center with strength and conditioning, sports medicine, coaches' offices, locker rooms, meeting rooms, equipment and facility service areas. The structure encloses the north end of the stadium and creates a full bowl with nearly 4,000 premium spectator seats, including a donor lounge with outdoor seating. Additionally, stairways and elevator towers for the concourse connect the structure to the existing east and west stadium sections. Restrooms, amenity areas and a cafeteria also serve fans, campus and the community.

Spectators in the revamped north end of the stadium have a front and center view of the state-of-the-art video board beyond the opposite end zone. In August 2011, Arizona completed work on the video board for the south end zone. The new video board measures 113' wide by 47' high - 6.5 times larger than the previous board - and is one of the largest in all of college sports.

Indeed, the recent upgrades are the latest in the evolution of Arizona Stadium over the years. Built in 1928 with 7,000 seats located on the west side between the end zones, the stadium has grown into a 57,000-seat facility that combines tradition with modern conveniences, remaining one of the top venues for its spectators. Every seat features an uncluttered view of the playing surface, and more than half of the seats provide sweeping vistas of the campus and nearby city skyline, as well as the Santa Catalina Mountains.

Since playing and winning their first game on Oct. 12, 1929 (35-0 vs. California Tech), Arizona football teams have played 481 games in the stadium, 381 of them at twilight or night, winning 275, losing 174 and tying 12. The team has never failed to win at least one home game in a season and has gone undefeated nine times, the last time coming with a 6-0 record in 1993.

As Arizona football grew, so did the facilities surrounding it. In 1989, a \$6.3 million structure housing the media, skyboxes and loge seating was added to accommodate increased interest in the football program. Two other non-football features of the stadium are notable - UA's renowned Tree Ring Research Lab on the west side, and the Steward Telescope Laboratory on the east side - two of the nation's most venerated research facilities.

In 1938, seating was added between the 25-yard lines on the east side to boost capacity to 10,000. Nine years later, the end zones were filled, and in 1950, the horseshoe at the south end was completed, giving the facility a capacity of 22,671 seats.

Expansion on the west side in 1965 provided 10,000 new seats, along with an 80-foot, multilevel press box. The two-tier addition to the east stands, adding 17,000 seats in 1976, was selected as one of six outstanding architectural projects in the Rocky Mountain States for 1977 by the AIA.

Permanent north-end bleacher seating for 4,500 was added in 1988, however, it would be removed for the new north-end project. The completion of the Lowell-Stevens Football Facility gives Arizona Stadium a lower bowl configuration for the first time, a 360-degree experience for Wildcat fans.

## Home Attendance

Since 1950

Year	Home Games	Attendance	Average
1950	6 (3-3)	105,121	17,520
1951	6 (5-1)	97,868	16,311
1952	6 (3-3)	117,888	19,648
1953	7 (3-4)	111,128	15,875
1954	7 (5-2)	132,860	18,980
1955	7 (4-2-1)	134,329	19,190
1956	8 (3-5)	142,182	17,772
1957	7 (1-5-1)	113,672	16,239
1958	6 (2-4)	113,031	18,839
1959	6 (3-3)	118,511	19,752
1960	7 (5-2)	156,024	22,289
1961	6 (6-0)	145,655	24,255
1962	6 (4-2)	145,655	24,276
1963	7 (4-3)	144,046	20,578
1964	6 (5-0-1)	163,694	27,282
1965	5 (1-4)	140,586	28,117
1966	6 (2-4)	167,783	27,964
1967	6 (2-3-1)	191,152	31,859
1968	5 (4-1)	188,200	37,640
1969	5 (3-2)	156,450	31,290
1970	6 (4-2)	213,800	35,633
1971	5 (2-3)	160,500	32,100
1972	6 (3-3)	183,500	30,583
1973	5 (3-2)	192,349	38,470
1974	6 (5-1)	219,446	36,574
1975	5 (4-1)	191,180	38,236
1976	6 (3-3)	293,633	48,939
1977	5 (2-3)	208,651	41,730
1978	6 (4-2)	308,159	51,360
1979	7 (4-2-1)	339,044	48,435
1980	7 (2-5)	342,203	48,886
1981	7 (3-4)	290,810	41,544
1982	6 (3-3)	285,361	47,560
1983	7 (5-2)	305,571	43,653
1984	7 (6-1)	314,672	44,953
1985	7 (5-2)	327,177	46,740
1986	6 (5-1)	316,434	52,739
1987	5 (3-1-1)	245,841	49,168
1988	8 (5-3)	387,737	48,467
1989	6 (5-1)	301,195	50,199
1990	6 (4-2)	324,585	54,074
1991	6 (4-2)	272,588	45,431
1992	6 (4-2)	282,127	47,021
1993	6 (6-0)	304,564	50,761
1994	6 (5-1)	339,369	56,562
1995	6 (3-3)	310,494	51,749
1996	6 (5-1)	281,612	46,935
1997	6 (5-1)	243,227	40,538
1998	6 (5-1)	301,235	50,206
1999	6 (3-3)	306,905	51,151
2000	6 (2-4)	296,636	49,439
2001	6 (2-4)	266,299	44,383
2002	7 (3-4)	315,042	45,006
2003	7 (2-5)	299,352	42,765
2004	7 (2-5)	350,774	50,111
2005	6 (2-4)	321,676	53,613
2006	7 (3-4)	390,589	55,798
2007	6 (4-2)	312,963	52,160
2008	7 (5-2)	367,080	52,440
2009	6 (5-1)	315,330	52,555
2010	7 (4-3)	387,857	55,408
2011	6 (3-3)	293,716	48,953
2012	8 (6-2)	383,451	47,931
2013	6 (4-2)	285,713	47,618
2014	7 (6-1)	354,973	50,710
2015	6 (4-2)	308,355	51,392
2016	7 (3-4)	338,017	48,288

### Top-10 Arizona Stadium Crowds

Attend.	Date	Opponent/Result
59,920	Nov. 23, 1996	Arizona State (L, 14-56)
58,817	Oct. 24, 1994	UCLA (W, 34-24)
58,810	Nov. 25, 1994	Arizona State (W, 28-27)
58,801	Sept. 23, 2006	USC (L, 3-20)
58,738	Oct. 10, 1998	UCLA (L, 28-52)
58,704	Dec. 6, 2008	Arizona State (W, 31-10)
58,515	Nov. 27, 1982	Arizona State (W, 28-18)
58,510	Nov. 7, 1992	Washington (W, 16-3)
58,503	Sept. 23, 1995	USC (L, 10-31)
58,471	Oct. 21, 1995	Washington (L, 17-31)

### Largest Crowds vs. Pac-10/12

Opp.	Date/Result	Opponent
ASU	Nov. 23, 1996 (L, 14-56)	59,920
Cal	Nov. 5, 1994 (W, 13-6)	58,374
Colorado	Nov. 8, 2014 (W, 38-20)	50,177
Oregon	Nov. 21, 2009 (L, 41-44 2OT)	57,863
OSU	Oct. 21, 2006 (L, 10-17)	57,113
Stanford	Oct. 16, 1993 (W, 27-24)	57,799
UCLA	Oct. 24, 1994 (W, 34-24)	58,817
USC	Sept. 23, 2006 (L, 3-20)	58,801
Utah	Sept. 11, 2004 (L, 6-23)	52,790
UW	Nov. 7, 1992 (W, 16-3)	58,510
WSU	Oct. 27, 1990 (W, 42-34)	55,520

### UA's Largest Road Crowds

Attend.	Date	Opponent/Result
104,913	Oct. 7, 1978	Michigan (L, 17-21)
97,168	Aug. 28, 1999	Penn State (L, 41-7)
92,743	Sept. 7, 1991	Ohio State (L, 14-38)
92,221	Sept. 9, 2006	LSU (L, 3-45)
91,152	Sept. 20, 1997	Ohio State (L, 20-26)
84,671	Oct. 13, 2007	USC (L, 13-20)
83,753	Dec. 5, 2009	USC (W, 21-17)
80,386	Sept. 19, 1970	Michigan (L, 9-20)
80,246	Nov. 1, 2014	UCLA (L, 7-17)
80,167	Oct. 8, 2005	USC (L, 9-49)



## Team & Individual Scoring, Game

### TEAM SINGLE-GAME SCORING (58+ PTS)

	Pts.	Opponent	Opp. Pts.	Date
1.	77	NAU	13	Sept. 19, 2015
3.	74	UTEP	0	Nov. 5, 1921
4.	73	New Mexico St.	0	Nov. 18, 1916
5.	70	Idaho	0	Aug. 31, 2008
6.	67	New Mexico St.	13	Sept. 15, 1951
6.	67	Arizona St.	0	Sept. 28, 1946
8.	63	Pacific	35	Nov. 15, 1980
63		UTEP	12	Oct. 9, 1976
10.	62	New Mexico St.	12	Sept. 27, 1952
11.	60	South Dakota St.	0	Sept. 29, 1956
12.	59	at Washington St.	28	Nov. 8, 2008
59		Oklahoma State	38	Sept. 8, 2012
59		at Washington St.	37	Oct. 25, 2014
15.	58	New Mexico St.	0	Sept. 18, 1954
58		vs. Wyoming	0	Nov. 28, 1936
58		at UNLV	13	Sept. 7, 2013
58		UNLV	13	Aug. 29, 2014

### MARGIN OF VICTORY

	MOV	Opponent	Score	Date
1.	74	UTEP	74-0	Nov. 5, 1921
2.	73	New Mexico St.	73-0	Nov. 18, 1916
3.	70	Idaho	70-0	Aug. 31, 2008
4.	64	NAU	77-13	Sept. 19, 2015
5.	60	S. Dakota St.	60-0	Sept. 29, 1956
6.	59	Arizona St.	59-0	Oct. 11, 1919
7.	58	vs. Wyoming	58-0	Nov. 28, 1936
58		New Mexico St.	58-0	Sept. 18, 1954
9.	56	S. Carolina State	56-0	Sept. 15, 2012
10.	55	E. Michigan	55-0	Sept. 24, 1988
11.	54	New Mexico St.	67-13	Sept. 15, 1951
12.	53	New Mexico St.	53-0	Sept. 26, 1942
53		Drake	53-0	Nov. 30, 1935
53		UTEP	60-7	Oct. 30, 1920
15.	51	UTEP	63-12	Oct. 9, 1976
16.	50	New Mexico St.	62-12	Sept. 27, 1952
50		Hawaii	57-7	Sept. 20, 1952

### INDIVIDUAL SINGLE-GAME SCORING

	Pts	Player (TD-XP-FG)	Opponent	Date
1.	32	Art Luppino (5-2-0)	New Mexico St.	Sept. 18, 1954
2.	30	Ka'Deem Carey (5-0-0)	Colorado	Nov. 10, 2012
3.	25	Art Luppino (4-1-0)	at Utah	Sept. 25, 1954
4.	24	Ka'Deem Carey (4-0-0)	vs. Oregon	Nov. 23, 2013
24		Ka'Deem Carey (4-0-0)	at Colorado	Oct. 26, 2013
24		Ka'Deem Carey (4-0-0)	Oklahoma St.	Sept. 8, 2012
24		Keola Antolin (4-0-0)	at Oregon	Nov. 15, 2008
24		Ronald Veal (4-0-0)	Washington St.	Oct. 15, 1988
24		Richard Hersey (4-0-0)	Pacific	Nov. 15, 1980
24		Harry Holt (4-0-0)	UTEP	Nov. 19, 1977
24		Don Beasley (4-0-0)	at Arizona St.	Nov. 28, 1953

## Overtime/Lengthy Games

### OVERTIME GAMES (4-7 OVERALL; 4-4 at Home, 0-3 on Road)

Date	Opponent	Periods	Result
Nov. 2, 1996	at California	3 OT	L, 55-56
Oct. 25, 1997	at Washington State	1 OT	L, 34-35
Nov. 15, 1997	California	2 OT	W, 41-38
Oct. 14, 2000	Washington State	3 OT	W, 53-47
Sept. 27, 2003	TCU	1 OT	L, 10-13
Nov. 21, 2009	Oregon	2 OT	L, 41-44
Dec. 2, 2010	Arizona State	2 OT	L, 29-30
Sept. 1, 2012	Toledo	1 OT	W, 24-17
Oct. 6, 2012	at Stanford	1 OT	L, 48-54
Nov. 14, 2014	Utah	2 OT	W, 37-30
Sept. 24, 2016	Washington	1 OT	L, 28-35

### LENGTHY GAMES

Date	Opponent	Time of Game	Result
Sept. 18, 2004	Wisconsin	4:13	L, 7-9 (2Q delay)
Oct. 25, 1997	at Washington St.	4:08	L, 34-35 (OT)
Nov. 15, 1997	California	4:06	W, 41-38 (2OT)
Oct. 27, 2012	USC	4:06	W, 39-36
Dec. 2, 2010	Arizona St.	4:03	L, 29-30 (2OT)
Dec. 31, 2014	vs. Boise State	4:00	L, 38-30
Oct. 14, 2000	Washington St.	3:58	W, 53-47 (3OT)
Nov. 2, 1996	at California	3:56	L, 56-55 (3OT)

## Team & Individual Rushing, Game

### TEAM RUSHING OFFENSE

	Yards	Opponent	Att.	Date
1.	511	Arizona St.	48	Nov. 25, 2016
2.	499	NAU	42	Sept. 19, 2015
3.	492	Eastern Michigan	63	Sept. 24, 1988
4.	491	at Arizona St.	73	Nov. 28, 1953
5.	483	at UTEP	38	Nov. 15, 1952
6.	480	UCLA	68	Oct. 14, 1989
7.	460	Oregon St.	64	Nov. 13, 1999
8.	451	Utah	74	Nov. 22, 1975
9.	444	New Mexico St.	52	Sept. 15, 1951
10.	438	UTEP	58	Nov. 3, 1973
438		Colorado	38	Nov. 10, 2012

### INDIVIDUAL RUSHING YARDS (200+ YDS)

	Yards	Player (Att.)	Opponent	Date
1.	366	Ka'Deem Carey (25)	Colorado	Nov. 10, 2012
2.	288	Trung Canidate (18)	Arizona St.	Nov. 27, 1998
3.	236	Ka'Deem Carey (39)	Utah	Oct. 19, 2013
4.	232	Jim Upchurch (27)	UTEP	Nov. 3, 1973
5.	228	Art Luppino (6)	New Mexico St.	Sept. 18, 1954
6.	224	Ontiwaun Carter (36)	Colorado St.	Oct. 8, 1994
7.	222	Mike Bell (26)	Washington	Nov. 8, 2003
8.	221	Trung Canidate (33)	at Oregon St.	Nov. 13, 1999
9.	218	Nick Wilson (20)	at Utah	Nov. 22, 2014
10.	217	Bill Hargis (33)	Occidental	Oct. 11, 1930
11.	207	Nic Grigsby (15)	NAU	Sept. 12, 2009
207		Jared Baker (23)	at Colorado	Oct. 17, 2015
13.	206	Ka'Deem Carey (48)	Oregon	Nov. 23, 2013
14.	205	David Eldridge (20)	UCLA	Oct. 14, 1989
15.	204	Ka'Deem Carey (26)	at Utah	Nov. 17, 2012
16.	202	Trung Canidate (27)	UTEP	Oct. 16, 1999
17.	201	Chris Jennings (26)	Stephen F. Austin	Sept. 16, 2006
18.	200	Art Luppino (25)	Montana	Nov. 12, 1955
200		Ken Cardella (31)	at Arizona St.	Nov. 28, 1953

### FRESHMAN INDIVIDUAL RUSHING YARDS (150+ YDS)

	Yards	Player (Att.)	Opponent	Date
1.	218	Nick Wilson (20)	at Utah	Nov. 22, 2014
2.	186	Hubie Oliver (29)	at UTEP	Nov. 19, 1977
186		Nic Grigsby (30)	Washington State	Sept. 29, 2007
4.	183	Vance Johnson (24)	Fresno State	Nov. 21, 1981
5.	178	Nick Wilson (24)	Arizona State	Nov. 28, 2014
6.	174	Nick Wilson (30)	at UTSA	Sept. 4, 2014
7.	171	Nick Wilson (29)	Nevada	Sept. 13, 2014
8.	168	J.J. Taylor (18)	Hawai'i	Sept. 17, 2016
9.	160	Ontiwaun Carter (15)	Oregon State	Nov. 2, 1991
10.	153	Nick Wilson (21)	Colorado	Nov. 8, 2014

### LONGEST RUNS (80+ YDS)

	Yards	Player (Att.)	Opponent	Date
1.	96	Trung Canidate	San Diego St.	Oct. 4, 1997
2.	94	Nic Grigsby	NAU	Sept. 12, 2009
3.	91	Daniel Jenkins	NAU	Aug. 30, 2013
4.	88	Bobby Thompson	at UTEP	Nov. 12, 1960
5.	85	Nick Wilson	UNLV	Aug. 29, 2014
6.	84	Willie Hamilton	at Oregon	Sept. 16, 1972
7.	82	Willie Lewis (non-scoring)	Wyoming	Nov. 21, 1970
82		Eddie Wolgast	Arizona St.	Nov. 11, 1950
9.	81	Eddie Wolgast	at Colorado	Oct. 21, 1950
81		Bill Hargis	at Cal Tech	Oct. 3, 1930
11.	80	Tremaine Cox	UNLV	Sept. 22, 2001
80		Clarence Farmer	at USC	Oct. 7, 2000
80		Dennis Northcutt	Oregon	Oct. 23, 1999
80		Trung Canidate	at Arizona St.	Nov. 27, 1999
80		Trung Canidate	Arizona St.	Nov. 27, 1998
80		Harry Holt	at UTEP	Nov. 19, 1977
80		Willie Hamilton	at BYU	Nov. 10, 1973
80		Jim Upchurch	at BYU	Nov. 10, 1973
80		Willie Hamilton	at Iowa	Oct. 6, 1973
80		Floyd Hudlow	at New Mexico	Oct. 10, 1964
80		Bobby Thompson	UTEP	Nov. 12, 1960
80		Carl Beard	at UTEP	Nov. 15, 1952



## Team & Individual Passing, Game

### TEAM PASSING OFFENSE (425+ YDS)

	Yds.	Opponent	(PA-PC-Int-TD)	Date
1.	520	California	(74-47-2-5)	Sept. 20, 2014
2.	510	at Washington	(51-38-1-5)	Oct. 27, 2007
3.	492	at California	(45-31-1-4)	Nov. 16, 2002
4.	491	at Stanford	(69-45-1-3)	Oct. 6, 2012
5.	448	at Oregon	(54-29-1-3)	Nov. 26, 2010
6.	446	New Mexico	(53-30-2-3)	Sept. 16, 2007
7.	443	at Washington	(41-29-1-3)	Oct. 12, 2002
8.	440	Oregon State	(46-35-1-3)	Oct. 9, 2010
9.	434	UNLV	(46-26-0-4)	Aug. 29, 2014
10.	427	Pacific	(31-21-0-6)	Oct. 23, 1982
11.	425	USC	(53-41-2-4)	Oct. 1, 2011

### INDIVIDUAL PASSING YARDS (400+ YDS)

	Yds	Player (Att.-Cmp.-Int-TD)	Opponent	Date
1.	520	Anu Solomon (73-47-2-5)	California	Sept. 20, 2014
2.	510	Willie Tuitama (51-38-1-5)	at Washington	Oct. 27, 2007
3.	492	Jason Johnson (45-31-1-4)	at California	Nov. 16, 2002
4.	491	Matt Scott (69-45-1-3)	at Stanford	Oct. 6, 2012
5.	448	Nick Foles (54-29-1-3)	at Oregon	Nov. 26, 2010
6.	446	Willie Tuitama (53-30-1-3)	New Mexico	Sept. 16, 2007
7.	443	Jason Johnson (41-29-1-3)	at Washington	Oct. 12, 2002
8.	440	Nick Foles (46-35-1-3)	Oregon State	Oct. 9, 2010
9.	427	Tom Tunnicliffe (28-21-0-6)	Pacific	Oct. 23, 1982
10.	425	Nick Foles (53-41-2-4)	USC	Oct. 1, 2011
	425	Anu Solomon (44-25-0-4)	UNLV	Aug. 29, 2014
12.	418	Keith Smith (35-25-0-5)	at California	Nov. 2, 1996
13.	417	Nick Foles (42-34-0-5)	NAU	Sept. 23, 2011
14.	416	Jason Johnson (35-24-1-2)	Utah	Sept. 14, 2002
	416	Nick Foles (51-40-0-3)	Stanford	Oct. 17, 2009
16.	406	Bruce Hill (34-21-0-3)	New Mexico	Oct. 25, 1975
17.	403	Matt Scott (53-31-2-3)	Oregon State	Sept. 29, 2012

### FRESHMAN INDIVIDUAL PASSING YARDS (325+ YDS)

	Yards	Name (C-A-INT-TD)	Opponent	Date
1.	520	Anu Solomon (47-73-2-5)	California	Sept. 20, 2014
2.	425	Anu Solomon (25-44-0-4)	UNLV	Aug. 29, 2014
3.	418	Keith Smith (25-35-1-1)	at California	Nov. 2, 1996
4.	395	Anu Solomon (43-72-0-1)	USC	Oct. 11, 2014
5.	348	Ortega Jenkins (22-46-1-1)	Washington	Oct. 18, 1997
6.	335	Willie Tuitama (13-22-0-2)	at Oregon St.	Oct. 29, 2005
	335	Anu Solomon (28-49-2-1)	vs. Boise State	Dec. 31, 2014
8.	328	Tom Tunnicliffe (22-38-0-3)	at Washington	Nov. 8, 1980

### LONGEST PASSING PLAYS (80+ YDS)

	Yds.	Passer to Receiver	Opponent	Date
1.	99	J. Johnson to B. Marshall	Idaho	Sept. 8, 2001
2.	95	B. Dawkins to T. Griffey	ASU	Nov. 21, 2015
3.	94	B. Watters to Al. Washington	New Mexico	Sept. 19, 1987
4.	92	N. Costa to A. Thurman	UCLA	Nov. 9, 2002
	92	T. Tunnicliffe to B. Holland	Arizona St.	Nov. 27, 1982
	92	B. Demory to C. McKee	at BYU	Nov. 13, 1971
	92	A. Solomon to A. Hill	UNLV	Aug. 29, 2014
8.	89	D. White to R. Dice	Pacific	Sept. 2, 1995
9.	85	N. Foles to J. Criner	at Oregon	Nov. 26, 2010
	85	G. Malauulu to D. Lockhart	Stanford	Sept. 14, 1991
	85	A. Solomon to C. Jones	at UTSA	Sept. 4, 2014
12.	84	B. Brechler to F. Hudlow	Idaho	Nov. 9, 1963
13.	82	B. Demory to C. McKee	Oregon St.	Nov. 6, 1971
	82	B. Demory to C. McKee	New Mexico	Oct. 30, 1971
15.	80	K. Smith to D. Northcutt	at Arizona St.	Nov. 27, 1999
	80	B. Hill to T. Bell	New Mexico	Nov. 12, 1975
	80	F. Capps to B. Lovin	New Mexico St.	Oct. 4, 1941

## Individual Receiving, Game

### INDIVIDUAL RECEIVING YARDS (180+ YDS)

	Yds	Player (receptions)	Opponent	Date
1.	283	Jeremy McDaniel (14)	at California	Nov. 2, 1996
2.	259	Austin Hill (10)	USC	Oct. 27, 2012
3.	257	Dennis Northcutt (10)	at TCU	Sept. 5, 1999
4.	222	Bobby Wade (11)	at California	Nov. 16, 2002
5.	217	Theopolis Bell (7)	New Mexico	Oct. 25, 1975
	217	Jon Horton (9)	Utah St.	Nov. 3, 1984
7.	208	Derek Hill (7)	at Stanford	Oct. 31, 1987
8.	205	Charlie McKee (6)	Oregon St.	Nov. 6, 1971
9.	203	Keith Hartwig (8)	Wyoming	Nov. 6, 1976
10.	196	Bill Glazier (8)	New Mexico	Nov. 3, 1951
11.	193	Nate Phillips (9)	vs. Boston College	Dec. 31, 2013
12.	186	Cayleb Jones (13)	California	Sept. 20, 2014
13.	182	Cayleb Jones (4)	at New Mexico	Dec. 19, 2015

### SINGLE-GAME RECEPTIONS

	Rec.	Player (Yards)	Opponent	Date
1.	14	Jeremy McDaniel (283)	at California	Nov. 2, 1996
2.	13	Cayleb Jones (186)	California	Sept. 20, 2014
3.	12	Juron Criner (179)	Oregon State	Oct. 9, 2010
	12	Juron Criner (152)	vs. Stanford	Oct. 17, 2009
	12	David Roberts (138)	at Washington	Oct. 10, 2009
	12	Rob Gronkowski (143)	at Oregon	Nov. 15, 2008
	12	Bobby Wade (151)	Oregon	Oct. 5, 2002
	12	Dave Hibbert (107)	at Texas Tech	Nov. 8, 1958
	12	Mike Thomas (105)	at California	Sept. 22, 2007
	12	Jim Greth (98)	Iowa St.	Nov. 19, 1966
	12	Mike Thomas (83)	at USC	Oct. 13, 2007
12.	11	Austin Hill (165)	at Stanford	Oct. 6, 2012
	11	Juron Criner (118)	at Washington	Oct. 29, 2011
	11	Mike Thomas (127)	at New Mexico	Sept. 13, 2008
	11	Bobby Wade (222)	at California	Nov. 16, 2002
	11	Bobby Wade (157)	at Arizona St.	Nov. 23, 2001
	11	Jim Greth (120)	at Iowa	Sept. 17, 1966
	11	Hank Stanton (104)	at Oklahoma St.	Nov. 15, 1941

## Total Offense/All-Purpose Yards, Game

### TEAM TOTAL OFFENSE (600+ YDS)

	Yds	Opponent	Plays	Date
1.	792	NAU	81	Sept. 19, 2015
2.	787	UNLV	94	Aug. 29, 2014
3.	691	New Mexico	91	Oct. 25, 1969
4.	689	South Carolina State	102	Sept. 15, 2012
5.	670	at Colorado	82	Oct. 26, 2013
6.	644	Oregon State	88	Oct. 10, 2015
7.	627	California	106	Sept. 20, 2014
8.	624	Toledo	80	Sept. 1, 2012
9.	617	at Stanford	103	Oct. 6, 2012
10.	616	at Colorado	84	Oct. 17, 2015
11.	610	Pacific	78	Oct. 23, 1982
12.	607	Arizona St.	72	Nov. 27, 1998
13.	606	South Dakota St.	76	Sept. 29, 1956

### INDIVIDUAL TOTAL OFFENSE (425+ YDS)

	Yds	Player (Total plays)	Opponent	Date
1.	566	Anu Solomon (89)	California	Sept. 20, 2014
2.	517	Willie Tuitama (57)	at Washington	Oct. 27, 2007
3.	502	Keith Smith (55)	at California	Nov. 2, 1996
4.	485	Matt Scott (74)	at Stanford	Oct. 6, 2012
5.	469	Matt Scott (65)	USC	Oct. 27, 2012
6.	461	Matt Scott (60)	Toledo	Sept. 1, 2012
7.	457	B.J. Denker (47)	at Colorado	Oct. 26, 2013
8.	456	Anu Solomon (52)	UNLV	Aug. 29, 2014
9.	451	Bruce Hill (44)	New Mexico	Oct. 25, 1975
10.	446	Nick Foles (51)	Oregon State	Oct. 9, 2010
11.	445	Nick Foles (57)	at Oregon	Nov. 26, 2010
12.	444	Jason Johnson (52)	at California	Nov. 16, 2012
13.	432	Matt Scott (58)	Oregon State	Sept. 29, 2012
14.	425	Willie Tuitama (54)	vs. New Mexico	Sept. 16, 2007

### INDIVIDUAL ALL-PURPOSE YARDS

	Yds	Player (Total plays)	Opponent	Date
1.	400	Ka'Deem Carey (27)	Colorado	Nov. 10, 2012
2.	359	Art Luppino (8)	New Mexico St.	Sept. 18, 1954
3.	340	Derek Hill (15)	at Stanford	Oct. 31, 1987
4.	338	Mike Thomas (16)	at Washington	Oct. 27, 2007
5.	314	Dennis Northcutt (15)	at TCU	Sept. 5, 1999
6.	313	Ken Cardella (34)	at Arizona St.	Nov. 28, 1953
7.	311	Art Luppino (27)	Oregon	Oct. 22, 1955
8.	289	Art Luppino (29)	Arizona St.	Nov. 20, 1954
9.	288	Trung Canidate (18)	Arizona St.	Nov. 27, 1998
10.	283	Jeremy McDaniel (14)	at California	Nov. 2, 1996



## Special Teams, Game

### LONGEST KICKOFF RETURNS

	Yds	Player	Opponent	Date
1.	100	Chris McAlister	UCLA	Nov. 16, 1996
	100	Chris McAlister	at Hawai'i	Sept. 3, 1998
	100	Travis Cobb	Iowa	Sept. 18, 2010
4.	98	Wallace Smith	Whittier	Oct. 12, 1935
5.	97	Michael Bates	Washington St.	Oct. 27, 1990
	97	Rick Stevenson	at Indiana	Oct. 26, 1968
7.	95	Travis Cobb	Washington St.	Nov. 7, 2009
	95	Willie Hamilton	UTEP	Oct. 28, 1972
	95	Gary Kenley	at New Mexico	Sept. 29, 1962
	95	Ricky Harris	at Arizona St.	Nov. 30, 1963
	95	Bill McCormick	UTEP	Nov. 14, 1953
12.	93	Charlie McKee	Kansas St.	Sept. 27, 1969
	93	Vance Johnson	Oregon St.	Sept. 11, 1982

### LONGEST PUNT RETURNS

	Yds	Player	Opponent	Date
1.	94	Jackie Wallace	UCLA	Oct. 16, 1971
2.	91	Wally Scott	at Arizona St.	Nov. 27, 1965
3.	87	Fred Batiste	at Denver	Oct. 29, 1949
	87*	Marquis Hundley	Idaho	Aug. 31, 2008
5.	86	Bug Wright	Washington State	Nov. 7, 2009
6.	84	Mark Streeter	at Texas Tech	Sept. 23, 1978
7.	83	Warren Livingston	at Colorado	Oct. 8, 1960
	83	Kenny Cardella	at UTEP	Nov. 15, 1952
9.	82	Floyd Hudlow	Wyoming	Oct. 24, 1964
10.	81	Dennis Northcutt	at Arizona St.	Nov. 27, 1999
	81	Marcellus Greene	Pacific	Nov. 15, 1980
	81	DaVonte' Neal	at Washington St.	Oct. 25, 2014
13.	80	Dennis Northcutt	Middle Tenn. St.	Sept. 11, 1999
	80	Sal Gonzalez	at New Mexico	Oct. 20, 1956
	80	Charles Gilliland	UC-Davis	1924

(\*returned fumbled punt - credited yards only)

### LONGEST INTERCEPTION RETURNS

	Yds	Player	Opponent	Date
1.	100	Chuck Cecil	Arizona St.	Nov. 22, 1986
2.	98	Mikal Smith	Arizona St.	Nov. 23, 1996
3.	97	Mike Scurlock	California	Nov. 5, 1994
4.	96	Allan Durden	at LSU	Sept. 22, 1984
5.	91	Robert Golden	at Washington	Oct. 29, 2011
6.	89	Lynnden Brown	at Washington	Oct. 27, 1984
7.	85	Trevin Wade	Iowa	Sept. 18, 2010
	85	Scott Geyer	North Carolina St.	Dec. 31, 1989
9.	83	Dennis Anderson	Northwestern	Oct. 4, 1975
10.	79	Robert Golden	Stanford	Oct. 17, 2009
11.	78	Bob White	BYU	Nov. 11, 1972
12.	76	Jay Willett	at Kansas	Sept. 25, 1965
13.	75	Nate Ness	at Stanford	Oct. 11, 2008
	75	Bill Penn	at New Mexico	Nov. 6, 1948
15.	70	James Middleton	New Mexico St.	Oct. 26, 1929
	70	Ferrill Capps	San Diego St.	Oct. 20, 1945
	70	Darryll Lewis	UCLA	Oct. 6, 1990

### LONGEST PUNTS

	Yds	Player	Opponent	Date
1.	84	Bill Hargis	at Rice	Oct. 11, 1930
2.	83	Keenyn Crier	at USC	Oct. 13, 2007
3.	82	Ted Bland	San Diego St.	Sept. 29, 1934
4.	80	Sergio Vega	UCLA	Nov. 1, 1980
	80	John Wynne	at Kansas	Oct. 31, 1936
6.	78	Marty Lang	UTEP	Nov. 14, 1953
	78	Nick Folk	Oregon St.	Oct. 21, 2006
8.	76	Danny Baugher	Purdue	Sept. 17, 2005
	76	Marty Shuford	at Utah	Nov. 4, 1972
	76	Glenn Lindner	New Mexico St.	Sept. 27, 1952
	76	George Jackson	at Texas Tech	Nov. 11, 1935

### LONGEST MADE FIELD GOALS

	Yds	Player	Opponent	Date
1.	57	Jon Prasuhn	Pacific	Sept. 2, 1995
	57	Lee Pistor	at Iowa	Sept. 24, 1977
	57	Max Zendejas	at Arizona St.	Nov. 23, 1985
4.	54	Max Zendejas	Colorado	Sept. 28, 1985
	54	Max Zendejas	Washington	Nov. 5, 1983
	54	Lee Pistor	Colorado St.	Nov. 13, 1976
	54	Steve McLaughlin	California	Nov. 5, 1994
8.	53	Jake Smith	at California	Nov. 2, 2013
	53	Nick Folk	Arizona St.	Nov. 26, 2004
	53	Steve McLaughlin	Washington St.	Oct. 23, 1993
	53	Steve McLaughlin	at Stanford	Sept. 24, 1994
	53	Max Zendejas	Fresno St.	Sept. 1, 1984
	53	Max Zendejas	UCLA	Nov. 12, 1983

## Opponent Single-Game Records

### OPPONENT TEAM TOTAL OFFENSE (600+ YDS)

	Yds	Opponent	Plays	Date
1.	724	at USC	96	Oct. 8, 2005
2.	701	at Arizona St.	97	Nov. 24, 1973
3.	659	vs. Nevada	105	Dec. 15, 2012
	659	at California	91	Nov. 2, 1996
5.	654	at Oregon St.	87	Oct. 29, 2005
6.	636	Oklahoma State	92	Sept. 8, 2012
7.	631	Washington State	93	Oct. 24, 2015
8.	627	vs. Oregon	94	Dec. 5, 2014
9.	626	at Arizona St.	77	Nov. 10, 1951
10.	625	Colorado	81	Oct. 11, 1958
11.	618	USC	75	Oct. 27, 2012
12.	617	at Stanford	77	Oct. 6, 2012
13.	614	at Washington State	84	Nov. 5, 2016
14.	613	Oregon State	88	Sept. 29, 2012
16.	611	at UCLA	93	Nov. 3, 2012
17.	607	Oregon	80	Oct. 6, 2001
18.	604	Michigan St.	75	Nov. 19, 1949

### OPPONENT TEAM RUSHING OFFENSE

	Yds	Opponent	Att.	Date
1.	569	at Arizona St.	67	Nov. 10, 1951
2.	551	Colorado	66	Oct. 11, 1958
3.	505	at UCLA	56	Oct. 7, 1972
4.	471	Colorado	61	Oct. 9, 1954
5.	453	at UTEP	61	Nov. 20, 1954
6.	450	Arizona St.	59	Nov. 23, 1996
7.	441	New Mexico	75	Oct. 30, 1971
8.	428	at UTEP	59	Oct. 9, 1976
9.	425	UTEP	51	Oct. 15, 1949
10.	418	at Michigan St.	51	Oct. 16, 1948

### OPPONENT TEAM PASSING OFFENSE

	Yds	Opponent (Att.-Cmp.-INT-TD)	Date
1.	514	Washington St. (62-47-0-5)	Oct. 24, 2015
2.	511	Arizona St. (56-33-2-4)	Nov. 27, 1998
3.	503	at California (46-35-0-8)	Nov. 2, 1996
4.	493	USC (49-31-2-3)	Oct. 27, 2012
5.	489	at Washington St. (79-56-2-4)	Oct. 25, 2014
6.	474	at Washington St. (52-47-0-6)	Nov. 5, 2016
7.	468	USC (39-32-1-4)	Oct. 1, 2011
8.	455	at Washington (49-29-4-3)	Oct. 20, 2001
9.	437	Arizona St. (55-38-3-2)	Nov. 22, 1986
10.	436	at Oregon St. (43-32-6-1)	Oct. 29, 2005
	436	Oklahoma St. (60-37-3-4)	Sept. 8, 2012

### SINGLE-GAME SCORING

	Yds	Opponent	Opponent	Year
	Pts	Opponent	Ariz. Pts.	Date
1.	78	at USC	7	Nov. 10, 1928
2.	75	Michigan St.	0	Nov. 19, 1949
3.	69	at Washington State	7	Nov. 5, 2016
	69	at USC	6	Nov. 17, 1923
5.	66	at UCLA	10	Nov. 3, 2012
6.	65	Colorado	12	Oct. 11, 1958
7.	63	Oregon	28	Oct. 6, 2001
8.	62	at Minnesota	0	Sept. 30, 1939
9.	61	Arizona St.	14	Nov. 10, 1951
10.	59	at Purdue	7	Sept. 30, 2003
	59	LSU	13	Sept. 6, 2003



## All-Time Single-Game Records

Arizona				Opponents			
Date	Opponent	Pts/Yds	Team Highs	Pts/Yds	Team	Date	
Sept. 19, 2015	NAU	77	Most Points Scored	78	at USC	Nov. 10, 1928	
Sept. 19, 2015	NAU	792	Team Total Offense Yards	724	at USC	Oct. 8, 2005	
Nov. 25, 2016	Arizona St.	511	Team Rushing Yards	569	at Arizona St.	Nov. 10, 1951	
Sept. 20, 2014	California	520	Team Passing Yards	514	Washington St.	Oct. 24, 2015	

Date	Player	Opponent	Yds	Offense	Yds	Team	Player	Date
Nov. 10, 2012	Ka'Deem Carey	Colorado	366	Most Rushing Yards	288	Oregon	LaMichael James	Sept. 22, 2011
Oct. 4, 1997	Trung Canidate	San Diego St.	96	Longest Rush	90	Michigan State	Lyn Chadnois	Nov. 19, 1949
Sept. 20, 2014	Anu Solomon	California	520	Most Passing Yards	514	Washington St.	Luke Falk	Oct. 24, 2015
Sept. 8, 2001	Jason Johnson	Idaho	99	Longest Completion	98	at Washington	Jake Locker	Oct. 27, 2007
					98	TCU	Brandon Hassell	Sept. 27, 2003
Nov. 2, 1996	Jeremy McDaniel	at California	283	Most Receiving Yards	345	USC	Margise Lee	Oct. 27, 2012
Sept. 8, 2001	Brandon Marshall	Idaho	99	Longest Reception	98	at Washington	Marcel Reece	Oct. 27, 2007
					98	TCU	Reggie Harrell	Sept. 27, 2003

Date	Player	Opponent	Yds	Returns	Yds	Team	Player	Date
Nov. 16, 1996	Chris McAlister	UCLA	100	Long Kickoff Return	100	UCLA	Matt Slater	Nov. 3, 2007
Sept. 3, 1998	Chris McAlister	at Hawai'i	100		100	Loyola	Jack Brognan	Oct. 1, 1932
Sept. 18, 2010	Travis Cobb	Iowa	100					
Oct. 16, 1971	Jackie Wallace	UCLA	94	Long Punt Return	95	California	DeSean Jackson	Nov. 11, 2006
Nov. 22, 1986	Chuck Cecil	Arizona State	100	Long INT Return	89	BYU	Wayne Soffe	Sept. 25, 1936

Date	Player	Opponent	Yds	Kicking/Punting	Yds	Team	Player	Date
Sept. 2, 1995	Jon Prasuhn	Pacific	57	Longest Made Field Goal	63	at Colorado State	Clark Kemble	Nov. 15, 1975
Sept. 24, 1977	Lee Pistor	at Iowa	57					
Nov. 23, 1985	Max Zendejas	at Arizona St.	57					
Oct. 11, 1930	Bill Hargis	at Rice	84	Longest Punt	88	DePaul	Matt Steffen	Nov. 21, 1931

### Season Rushing

#### TEAM PER GAME AVERAGE RUSHING

Avg.	Year
1. 276.5	1954 (7th nationally)
2. 270.8	1973
3. 268.9	1953 (8th nationally)
4. 264.9	2013
5. 254.8	1952 (9th nationally)
6. 254.1	1975
7. 246.7	1988
8. 240.9	1989
9. 235.0	2016
10. 233.6	1961

#### INDIVIDUAL RUSHING (1,000+ YDS)

Yds	Player	Att.	Year
1. 1,929	Ka'Deem Carey	303	2012
2. 1,885	Ka'Deem Carey	349	2013
3. 1,602	Trung Canidate	253	1999
4. 1,375	Nick Wilson (Fr.)	236	2014
5. 1,359	Art Luppino	179	1954
6. 1,313	Art Luppino	209	1955
7. 1,229	Clarence Farmer	209	2001
8. 1,220	Trung Canidate	167	1998
9. 1,184	Jim Upchurch	210	1973
10. 1,175	David Adams	238	1986
11. 1,163	Ontiwaun Carter	268	1994
12. 1,153	Nic Grigsby	214	2008
13. 1,148	Bob McCall	228	1972
14. 1,021	Hubert Oliver	197	1979
15. 1,004	Jim Upchurch	216	1974

#### RUSHING ATTEMPTS

Att.	Player	Yds	Year
1. 349	Ka'Deem Carey	1,885	2013
2. 303	Ka'Deem Carey	1,929	2012
3. 268	Ontiwaun Carter	1,163	1994
4. 253	Trung Canidate	1,602	1999
5. 238	David Adams	1,175	1986
6. 236	Nick Wilson (Fr.)	1,375	2014
7. 228	Bob McCall	1,148	1972
8. 216	Jim Upchurch	1,004	1974
9. 214	Nic Grigsby	1,153	2008
10. 210	Jim Upchurch	1,184	1973

#### FRESHMAN RUSHING YARDS

Yards	Player	Att.-Yards-TD	Year
1. 1,375	Nick Wilson	236-1375-16	2014
2. 704	Nic Grigsby	161-704-2	2007
3. 666	Clarence Farmer	138-666-5	2000
4. 654	Vance Johnson	123-654-6	1981
5. 566	Ronald Veal	161-566-9	1987

### RUSHING TOUCHDOWNS (10+)

TD	Player	Year
1. 23	Ka'Deem Carey	2012
2. 21	Art Luppino	1954
3. 19	Ka'Deem Carey	2013
4. 16	Kelvin Eafon	1998
	Nick Wilson	2014
6. 13	B.J. Denker (QB)	2013
	Nic Grigsby	2008
8. 11	Trung Canidate	1999
9. 10	Brandon Dawkins (QB)	2016
	Keola Antolin	2008
	Clarence Farmer	2001
	Trung Canidate	1998
	Vance Johnson	1983
	Jim Upchurch	1973

### Season Passing

#### TEAM PER GAME AVERAGE PASSING

Avg.	Year
1. 370.7	2011 (4th nationally)
2. 308.5	2007 (10th nationally)
3. 307.7	2010 (9th nationally)
4. 298.4	2012 (23rd nationally)
5. 289.8	2002
6. 272.6	2014
7. 255.1	1966 (3rd nationally)
8. 253.1	1999
9. 250.3	2001
10. 244.0	2008

#### INDIVIDUAL PASSING (2,000+ YDS)

Yds	Player	Comp.-Att.	Year
1. 4,334	Nick Foles	387-560	2011
2. 3,793	Anu Solomon	313-540	2014
3. 3,683	Willie Tuitama	327-524	2007
4. 3,620	Matt Scott	301-499	2012
5. 3,327	Jason Johnson	239-410	2002
6. 3,191	Nick Foles	286-426	2010
7. 3,088	Willie Tuitama	259-399	2008
8. 2,667	Anu Solomon	205-330	2015
9. 2,520	Tom Tunnicliffe	176-328	1982
10. 2,516	B.J. Denker	233-381	2013
11. 2,486	Nick Foles	260-410	2009
12. 2,474	Tom Tunnicliffe	185-351	1983
13. 2,368	Marc Reed	193-365	1966
14. 2,347	Jason Johnson	169-298	2001
15. 2,202	Alfred Jenkins	156-312	1984
16. 2,181	Dan White	169-296	1994

### PASSING TOUCHDOWNS

TD	Player	Year
1. 28	Nick Foles	2011
28	Willie Tuitama	2007
28	Anu Solomon	2014
4. 27	Matt Scott	2012
5. 23	Willie Tuitama	2008
6. 20	Nick Foles	2010
	Marc Reed	1966
	Anu Solomon	2015
9. 19	Nick Foles	2009
	Jason Johnson	2001
	Ortege Jenkins	1997

### PASS COMPLETIONS

Comp.	Player	Year
1. 387	Nick Foles	2011
2. 327	Willie Tuitama	2007
3. 320	Anu Solomon	2014
4. 301	Matt Scott	2012
5. 286	Nick Foles	2010
6. 260	Nick Foles	2009
7. 259	Willie Tuitama	2008
8. 239	Jason Johnson	2002
9. 233	B.J. Denker	2013
10. 205	Anu Solomon	2015

### PASS ATTEMPTS

Att.	Player	Year
1. 560	Nick Foles	2011
2. 540	Anu Solomon	2014
3. 524	Willie Tuitama	2007
4. 499	Matt Scott	2012
5. 426	Nick Foles	2010
6. 410	Nick Foles	2009
	Jason Johnson	2002
8. 399	Willie Tuitama	2008
9. 365	Marc Reed	1966
10. 351	Tom Tunnicliffe	1983

### PASS COMPLETION PCT. (MIN. 100 ATT.)

Pct.	Player	Att.-Comp.	Year
1. 69.10	Nick Foles	387-560	2011
2. 68.50	Keith Smith	113-165	1998
3. 67.13	Nick Foles	286-426	2010
4. 64.91	Willie Tuitama	259-399	2008
5. 63.41	Nick Foles	260-410	2009
6. 62.12	Anu Solomon	205-330	2014
7. 61.15	B.J. Denker	233-381	2013
8. 60.24	Willie Tuitama	327-524	2007
9. 60.60	Keith Smith	117-193	1996
10. 60.32	Matt Scott	301-499	2012



# Arizona Football Records

## PASSING EFFICIENCY (MIN. 90 ATT.)

Rating	Player	Att.	Year
1. 174.2	Keith Smith	165	1998
2. 157.1	Marc Lunsford	132	1976
3. 150.9	Matt Scott	93	2010
4. 147.0	Anu Solomon	330	2015
5. 145.6	Nick Foles	560	2011
6. 144.9	Willie Tuitama	399	2008
7. 144.7	Ortege Jenkins	131	1999
8. 140.9	Nick Foles	426	2010
9. 140.7	Eddie Wilson	116	1960
10. 140.5	Bruce Hill	215	1975

## INTERCEPTIONS THROWN

Int.	Player	Att.	Year
1. 18	Bruce McCauley	138	1950
2. 17	Alfred Jenkins	312	1984
17	Tom Tunnicliffe	217	1981
4. 16	Tom Tunnicliffe	351	1983
16	Bruce Hill	249	1974
16	Marc Reed	365	1966
16	John Kelly	113	1949
8. 15	Kris Heavner	237	2003
9. 14	7 times (last Matt Scott, 2012)		

## Season Receiving

### RECEIVING YARDS (900+ YDS)

Yds	Player	Rec.	Year
1. 1,422	Dennis Northcutt	88	1999
2. 1,389	Bobby Wade	93	2002
3. 1,364	Austin Hill	81	2012
4. 1,233	Juron Criner	82	2010
5. 1,134	Keith Hartwig	54	1976
6. 1,038	Mike Thomas	83	2007
7. 1,019	Cayleb Jones	73	2014
8. 1,003	Jim Greth	76	1966
9. 969	Richard Dice	56	1994
10. 956	Juron Criner	75	2011
11. 922	Dennis Northcutt	63	1998
12. 916	Jeremy McDaniel	58	1998
13. 915	Andrae Thurman	61	2002
14. 904	Cayleb Jones	55	2015

### PASS RECEPTIONS (60+)

Rec.	Player	Yards	Year
1. 93	Bobby Wade	1,389	2002
2. 88	Dennis Northcutt	1,422	1999
3. 83	Mike Thomas	1,038	2007
4. 82	Juron Criner	1,233	2010
5. 81	Austin Hill	1,364	2012
6. 76	Jim Greth	1,003	1966
7. 74	Juron Criner	956	2011
7. 74	Mike Thomas	825	2008
9. 73	Cayleb Jones	1,019	2014
10. 65	David Douglas	666	2011
65	Gino Crump	610	2011

## TOUCHDOWN RECEPTIONS

TD	Player	Rec/Yards	Year
1. 11	Juron Criner	75-956	2011
11	Juron Criner	82-1,233	2010
11	Mike Thomas	83-1,038	2007
11	Theopolis Bell	53-700	1974
11	Austin Hill	81-1,364	2012
6. 10	Keith Hartwig	53-1,134	1976
10	Rob Gronkowski	47-672	2008
8. 9	Cayleb Jones	73-1019	2014
9	Juron Criner	43-580	2009
9	Dennis Northcutt	68-767	1997
9	Jeremy McDaniel	58-916	1998

## SEASON RECEIVING YARDS BY TIGHT END

Player	Rec-Yards, TD	Year
1. Rob Gronkowski	47-672, 10 TD	2008
2. Mark Keel	32-513, 2 TD	1982
3. Rob Gronkowski	28-525, 6 TD	2007
4. Mark Keel	27-343, 4 TD	1981
5. Steve Fleming	23-332, 2 TD	2004
6. Ron Beyer	21-296, 4 TD	1978
7. B. Manumaleuna	20-316, 2 TD	1999

## Total Offense/All-Purpose

### TEAM TOTAL OFFENSE PER GAME

Avg.	Year
1. 526.2	2012 (7th nationally)
2. 494.9	2015 (16th nationally)
3. 471.9	1999 (3rd nationally)
4. 465.2	2011 (17th nationally)
5. 463.6	2014
6. 458.5	2013
7. 444.9	1998 (18th nationally)
8. 439.4	2010
9. 424.2	1975
10. 412.3	1973

### INDIVIDUAL TOTAL OFFENSE YARDS

Yds	Player	Plays	Year
1. 4,231	Nick Foles	603	2011
2. 4,126	Matt Scott	612	2012
3. 4,084	Anu Solomon	677	2014
4. 3,520	Willie Tuitama	578	2007
5. 3,465	B.J. Denker	562	2013
6. 3,078	Nick Foles	461	2010
7. 2,968	Willie Tuitama	448	2008
8. 2,954	Jason Johnson	470	2002
9. 2,667	Anu Solomon	397	2015
10. 2,464	Tom Tunnicliffe	396	1983

### ALL-PURPOSE YARDS

Yds	Player	Plays	Year
1. 2,249	Dennis Northcutt	134	1999
2. 2,248	Ka'Deem Carey	340	2012
3. 2,193	Art Luppino	210	1954
4. 2,058	Ka'Deem Carey	375	2013
5. 1,949	Bobby Wade	127	2002
6. 1,902	Art Luppino	239	1955
7. 1,855	Trung Canidate	283	1999
8. 1,826	Mike Thomas	119	2007
9. 1,772	Derek Hill	115	1987
10. 1,648	Mike Thomas	141	2008

## Season Scoring

### TEAM SCORING PER GAME

PPG	Year
1. 38.5	1954 (2nd nationally)
2. 38.2	2012 (15th nationally)
3. 37.4	2015 (20th nationally)
4. 36.6	2008 (16th nationally)
5. 34.7	1998 (15th nationally)
6. 34.5	2014
7. 33.5	2013
8. 32.1	1983 (8th nationally)
9. 30.8	2011
10. 30.0	1975 (9th nationally)

### TEAM SCORING MARGIN

PPG	Year
1. 20.0	1929
2. 19.2	1935
3. 17.0	1954
4. 16.7	1998
5. 15.7	1961
6. 15.3	2008
7. 15.0	1983
8. 14.6	1975
9. 13.6	1936

### INDIVIDUAL SCORING

Pts	Player	TD-XP-FG	Year
1. 166	Art Luppino	24-22-0	1954
2. 144	Ka'Deem Carey	24-0-0	2012
3. 123	Casey Skowron	1-57-20	2014
4. 121	Harold McClellan	NA-NA-0	1921
5. 120	Ka'Deem Carey	20-0-0	2013
6. 113	Casey Skowron	0-59-18	2015
7. 102	John Bonano	0-68-14	2012
102	Nick Wilson	17-0-0	2014
9. 100	Jason Bondzio	0-38-21	2007
10. 99	Max Zendejas	0-39-20	1983
11. 97	Jason Bondzio	0-55-14	2008
97	Gary Coston	0-34-21	1986
13. 96	Art Luppino	13-18-0	1955
14. 96	Kelvin Eafon	16-0-0	1998
15. 95	Steve McLaughlin	0-26-23	1994

## Season Special Teams

### INDIVIDUAL PUNTING AVERAGE

Avg.	Player	Punts	Year
1. 47.5	Danny Baugher	37	2005
2. 46.1	Drew Riggleman	76	2014
3. 46.0	Kyle Dugandzic	40	2011
4. 45.3	Drew Riggleman	52	2015
5. 44.6	Joe Payton	56	1965
6. 44.0	Nick Folk	74	2006
7. 43.9	Keenyn Crier	48	2008
43.9	Mitch Hoopes	40	1969
9. 43.7	Keenyn Crier	59	2007
10. 43.7	Matt Peyton	62	1996

### KICK RETURN AVERAGE (1.2/GM OR 200YDS)

Avg.	Player	Ret.-Yds	Year
1. 37.8	Ricky Stevenson	9-340	1968
2. 32.5	Floyd Hudlow	13-422	1963
3. 31.6	Art Luppino	20-632	1954
4. 31.1	Bill McCormick	8-249	1953
5. 30.8	Chuck Levy	9-277	1993
6. 29.6	Cary Taylor	9-266	1993
7. 29.5	Chris McAlister	8-236	1998
8. 29.1	Willie Hamilton	14-408	1972
9. 28.4	Keola Antolin	9-256	2009
10. 28.3	Theopolis Bell	16-453	1975

### PUNT RETURN AVERAGE (1.2/GM)

Avg.	Player	No.	Year
1. 18.9	Dennis Northcutt	23-436	1999
2. 17.4	Ricky Harris	12-209	1963
3. 16.9	Eddie Wolgast	13-220	1949
4. 16.2	Kenny Cardella	13-211	1953
5. 15.9	Bobby Jackson	16-255	1952
6. 13.5	Mike Thomas	29-392	2008
7. 13.4	Gary Kenley	12-161	1961
8. 13.1	Syndric Steptoe	20-261	2006
9. 12.9	Tommy Grimes	12-155	1954
10. 12.9	Wally Scott	27-348	1965
***19.2	Bug Wright (1.1 per gm)		2009

## Offensive Touchdowns Pac-10/12 Years

Year	Rush TD	Pass TD	Off. TD	Points
2016	26	13	39	297
2015	31	27	58	486
2014	26	29	55	483
2013	36	16	52	435
2012	33	30	63	496
2011	17	29	46	369
2010	20	25	45	367
2009	19	20	49	356
2008	33	23	56	476
2007	7	28	35	336
2006	11	9	20	199
2005	11	19	30	252
2004	9	10	19	164
2003	10	14	24	181
2002	7	17	24	227
2001	16	21	35	320
2000	16	9	25	254
1999	23	19	42	339
1998	34	18	52	416
1997	13	27	40	297
1996	15	15	30	310
1995	7	18	25	207
1994	12	14	26	265
1993	18	11	29	265
1992	18	6	24	217
1991	23	8	31	248
1990	26	4	30	267
1989	21	6	27	231
1988	25	8	33	279
1987	22	7	29	263
1986	19	12	31	322
1985	13	7	20	239
1984	14	12	26	272
1983	24	12	36	353
1982	16	19	35	311
1981	15	15	30	253
1980	15	10	25	215
1979	21	7	28	234
1978	21	9	30	245





## Annual Rushing Leaders (Since 1958)

Year	Player	TC	Net	TD	Avg.	PG
1958	W. Livingston	63	187	0	2.9	
1959	W. Livingston	57	380	3	6.7	
1960	B. Thompson	92	732	6	8.0	
1961	B. Thompson	103	752	8	7.3	
1962	Tom Kosser	64	427	3	6.5	
1963	Jim Oliver	49	214	1	4.4	
1964	Floyd Hudlow	73	402	8	5.5	
1965	Brad Hubbert	133	526	0	4.0	
1966	Brad Hubbert	115	501	1	4.4	
1967	David Barajas	87	337	5	3.7	
1968	Noki Fuimaono	156	579	1	3.5	
1969	Ron Gardin	188	759	7	4.0	
1970	Willie Lewis	163	665	3	4.1	66.5
1971	Bob McCall	134	525	0	3.9	47.7
1972	Bob McCall	228	1,148	3	5.0	104.3
1973	Jim Upchurch	210	1,184	10	5.6	107.6
1974	Jim Upchurch	216	1,004	4	4.6	91.2
1975	Dave Randolph	141	657	5	4.7	59.7
1976	D. Anderson	114	506	5	4.4	46.0
1977	D. Anderson	122	568	8	4.7	47.3
1978	Hubert Oliver	198	866	7	4.4	78.7
1979	Hubert Oliver	197	1,021	6	5.2	92.8
1980	Hubert Oliver	146	655	4	4.5	65.5
1981	Vance Johnson	123	654	6	5.3	59.4
1982	Vance Johnson	111	443	4	4.0	44.3
1983	Chris Brewer	114	586	7	5.1	53.3
1984	David Adams	188	750	6	4.0	68.2
1985	David Adams	138	511	2	3.7	51.1
1986	David Adams	238	1,175	7	4.9	106.8
1987	Ron Veal	161	566	9	3.5	56.6
1988	A. Washington	113	651	3	5.8	65.1
1989	David Eldridge	143	788	8	5.5	71.6
1990	Art Greathouse	104	482	5	4.6	48.2
1991	Billy Johnson	116	682	5	5.9	68.2
1992	Ontiwaun Carter	195	739	6	3.8	67.2
1993	Ontiwaun Carter	178	837	4	4.7	83.7
1994	Ontiwaun Carter	268	1163	7	4.3	105.7
1995	Gary Taylor	177	714	2	4.0	64.9
1996	Gary Taylor	120	564	4	4.7	51.3
1997	Trung Canidate	138	804	4	5.8	100.5
1998	Trung Canidate	167	1,220	10	7.3	110.9
1999	Trung Canidate	253	1,602	11	6.3	133.5
2000	Clarence Farmer	138	666	5	4.8	66.6
2001	Clarence Farmer	209	1,229	10	5.9	111.7
2002	Mike Bell	106	341	1	3.2	28.4
2003	Mike Bell	168	920	6	5.5	76.7
2004	Mike Bell	204	950	5	4.7	86.4
2005	Mike Bell	200	952	5	4.8	86.5
2006	Chris Henry	165	581	7	3.5	52.8
2007	Nic Grigsby	161	704	2	4.4	70.4
2008	Nic Grigsby	214	1,196	13	5.4	88.7
2009	Keola Antolin	114	637	4	5.6	49.0
2010	Keola Antolin	143	668	7	4.7	51.4
2011	Keola Antolin	126	568	5	4.5	47.3
2012	Ka'Deem Carey	303	1,929	23	6.4	148.4
2013	Ka'Deem Carey	349	1,885	19	5.4	157.1
2014	Nick Wilson	236	1,375	16	5.8	105.8
2015	Jared Baker	131	798	9	6.1	66.5
2016	Brandon Dawkins (QB)	131	944	10	7.2	94.4

## Annual Passing Leaders (Since 1958)

Year	Player	Comp.-Att	Int.	Yards	TD	Pct.
1958	Ralph Hunsaker	106-191	13	1,129	5	55.5
1959	Eddie Wilson	31-76	6	476	4	40.7
1960	Eddie Wilson	62-116	7	1,020	9	53.4
1961	Eddie Wilson	79-154	7	1,294	10	51.3
1962	Eddie Bricker	18-45	3	313	3	40.0
1963	Bill Brechler	34-82	3	550	7	41.5
1964	Lou White	25-67	9	419	2	37.3
1965	Phil Albert	58-123	6	559	2	47.2
1966	Mark Reed	193-365	16	2,368	20	52.9
1967	Bruce Lee	57-137	8	635	5	41.6
1968	Mark Driscoll	62-152	8	927	5	40.8
1969	Brian Linstrom	119-258	10	1,598	11	46.1
1970	Brian Linstrom	59-141	8	884	5	42.0
1971	Bill Demory	91-199	11	1,384	10	45.7
1972	Bill Demory	76-174	8	1,175	13	43.6
1973	Bruce Hill	104-216	9	1,529	9	48.1
1974	Bruce Hill	133-249	16	1,814	18	53.4
1975	Bruce Hill	102-215	3	1,747	18	47.4
1976	Marc Lunsford	70-132	5	1,284	12	53.0
1977	Marc Lunsford	71-166	10	1,344	6	42.8
1978	Jim Krohn	79-151	8	996	9	52.3
1979	Jim Krohn	93-175	14	1,094	7	53.1
1980	Tom Tunnicliffe	96-173	9	1,204	8	55.5
1981	Tom Tunnicliffe	117-217	17	1,420	9	53.9
1982	Tom Tunnicliffe	176-328	14	2,520	18	53.7
1983	Tom Tunnicliffe	185-351	16	2,474	11	52.7
1984	Alfred Jenkins	156-312	17	2,202	11	50.0
1985	Alfred Jenkins	150-278	10	1,767	7	54.0
1986	Alfred Jenkins	118-232	9	1,573	10	50.9
1987	Ron Veal	75-153	9	1,239	4	49.0
1988	Ron Veal	40-105	3	669	4	38.1
1989	Ron Veal	46-117	5	517	2	39.3
1990	George Malauulu	46-101	5	726	1	45.5
1991	George Malauulu	52-99	5	674	5	52.5
1992	George Malauulu	97-198	7	1,210	6	49.0
1993	Dan White	103-207	7	1,410	11	49.8
1994	Dan White	169-296	7	2,181	14	57.1
1995	Dan White	150-297	10	1,855	15	50.5
1996	Keith Smith	117-193	6	1,450	11	60.6
1997	Ortege Jenkins	115-235	5	1,669	19	48.9
1998	Keith Smith	113-165	7	1,732	13	68.5
1999	Keith Smith	131-228	8	1,903	10	57.5
2000	Ortege Jenkins	123-261	12	1,647	9	47.1
2001	Jason Johnson	169-298	13	2,347	19	56.7
2002	Jason Johnson	239-410	13	3,327	16	58.3
2003	Kris Heavner	121-237	15	1,501	8	51.1
2004	R. Kovalcheck	80-168	7	950	6	47.6
2005	R. Kovalcheck	125-220	11	1,351	10	56.8
2006	Willie Tuitama	118-211	6	1,335	7	55.9
2007	Willie Tuitama	327-524	11	3,683	28	62.4
2008	Willie Tuitama	259-499	8	3,088	23	64.9
2009	Nick Foles	260-410	9	2,486	19	63.4
2010	Nick Foles	286-426	10	3,191	20	67.1
2011	Nick Foles	387-560	14	4,334	28	69.1
2012	Matt Scott	301-499	14	3,670	27	60.3
2013	B.J. Denker	233-381	7	2,516	16	61.2
2014	Anu Solomon	313-540	9	3,793	28	58.0
2015	Anu Solomon	205-330	5	2,667	20	62.1
2016	Brandon Dawkins	98-182	6	1,348	8	53.8



# Arizona Football Records

## Annual Receptions Leaders (Since 1958)

Year	Name	No.	Yards	TD	Avg.
1958	Dave Hibbert	61	606	4	9.9
1959	Willie Peete	10	173	1	17.3
1960	Joe Hernandez	24	440	7	18.3
1961	Joe Hernandez	27	423	1	15.7
1962	Ken Cook	11	187	1	17.0
1963	Floyd Hudlow	13	167	3	12.8
1964	Rickie Harris	28	391	1	13.9
1965	Tim Plodinec	20	191	1	9.6
1966	Jim Greth	76	1,003	8	13.1
1967	Wally Scott	15	243	1	16.2
	Jim Coddington	15	182	1	12.1
1968	Ron Gardin	48	892	4	18.6
1969	Hal Arnason	30	489	3	16.3
1970	Hal Arnason	35	569	2	16.3
1971	Charlie McKee	43	854	5	19.8
1972	Barry Dean	22	414	3	18.8
	Theo Bell	22	408	4	18.6
1973	Theo Bell	47	790	7	16.8
1974	Theo Bell	53	700	11	13.2
1975	Scott Piper	45	718	7	15.9
1976	Keith Hartwig	54	1,134	10	21.0
1977	Harry Holt	24	423	2	17.6
1978	Ron Beyer	21	296	4	14.1
1979	Tim Holmes	24	319	0	13.3
1980	Tim Holmes	33	545	0	16.5
1981	Mark Keel	27	343	4	12.7
1982	Brad Anderson	44	870	5	19.8
1983	Jay Dobyns	50	694	1	13.9
1984	Jon Horton	45	880	6	19.6
1985	Jon Horton	43	685	3	15.9
1986	Derek Hill	32	523	3	16.3
1987	Derek Hill	45	798	4	17.7
1988	Derek Hill	25	508	5	20.3
1989	Reggie McGill	11	170	1	15.5
1990	Terry Vaughn	22	431	2	19.6
1991	Terry Vaughn	21	270	1	12.9
1992	Troy Dickey	28	395	1	14.1
1993	Terry Vaughn	36	474	2	13.2
1994	Richard Dice	56	969	8	17.3
1995	Rodney Williams	46	587	4	12.8
1996	Jeremy McDaniel	31	607	3	19.6
1997	Dennis Northcutt	58	767	9	13.2
1998	Dennis Northcutt	63	922	6	14.6
1999	Dennis Northcutt	88	1,422	8	16.2
2000	Bobby Wade	45	626	3	13.9
2001	Bobby Wade	62	882	8	14.2
2002	Bobby Wade	93	1,389	8	14.9
2003	Biren Ealy	42	577	4	13.7
2004	Syndric Steptoe	30	446	3	14.9
2005	Mike Thomas	52	771	5	14.8
2006	Syndric Steptoe	55	568	2	10.3
2007	Mike Thomas	83	1,038	11	12.5
2008	Mike Thomas	74	825	4	11.1
2009	Terrell Turner	48	458	4	9.5
2010	Juron Criner	82	1,233	11	15.0
2011	Juron Criner	75	956	11	12.7
2012	Austin Hill	81	1,364	11	16.8
2013	Nate Phillips	51	696	7	13.6
2014	Cayleb Jones	73	1,019	9	14.0
2015	Cayleb Jones	55	904	5	16.4
2016	Nate Phillips	33	414	2	12.5

## Primary Kickers (Since 1958)

Year	Kicker	FG-A	Pct	PAT	.Pct
1960	Eddie Wilson	2-x	--	17-x	...
1961	Eddie Wilson	2-x	--	24-26	.923
1962	John Fouse	0-1	.000	3-4	.750
	Gary Kenley	0-0	--	4-5	.800
1963	Bill Brechler	0-2	.000	10-17	.588
1964	Tom Malloy	1-2	.500	14-17	.824
1965	Jan Komorowski	4-x	--	7-x	...
1966	Don Wilhelm	1-7	.143	13-16	.813
1967	Ken Sarnoski	3-10	.300	19-21	.905
1968	Steve Hurley	7-19	.368	17-22	.772
1969	Steve Hurley	8-14	.571	24-27	.889
1970	Al Mendoza	3-8	.375	13-15	.867
	Steve Hurley	4-6	.667	3-4	.750
1971	Mike DeSylvia	3-7	.429	18-22	.818
1972	Charlie Gorham	6-11	.545	26-28	.929
1973	Charlie Gorham	11-17	.647	31-36	.861
1974	Lee Pistor	7-12	.583	30-32	.938
1975	Lee Pistor	15-19	.789	35-38	.921
1976	Lee Pistor	13-21	.619	30-31	.968
1977	Lee Pistor	7-22	.318	25-29	.862
1978	Bill Zivic	8-19	.421	25-28	.893
1979	Bill Zivic	9-17	.529	28-28	1.000
	Brett Weber	1-2	.500	0-0	...
1980	Brett Weber	7-12	.583	26-26	1.000
1981	Brett Weber	11-20	.550	21-26	.808
	Bob Boris	1-4	.250	0-0	...
1982	Max Zendejas	14-23	.609	37-38	.974
1983	Max Zendejas	20-25	.800	39-39	1.000
1984	Max Zendejas	21-27	.778	23-24	.958
1985	Max Zendejas	22-29	.759	23-23	1.000
1986	Gary Coston	21-24	.875	34-34	1.000
	Jeff Valder	3-4	.750	0-0	...
1987	Gary Coston	15-23	.652	28-29	.966
1988	Doug Pfaff	12-17	.706	22-22	1.000
	Gary Coston	1-3	.333	9-9	1.000
1989	Doug Pfaff	14-19	.737	20-20	1.000
	Gary Coston	0-0	---	7-7	1.000
1990	Gary Coston	9-13	.692	32-32	1.000
1991	S. McLaughlin	3-6	.500	29-32	.906
1992	S. McLaughlin	11-20	.550	26-26	1.000
1993	S. McLaughlin	13-20	.650	27-29	.931
	Jon Prasuhn	1-2	.500	2-2	1.000
1994	S. McLaughlin	23-29	.793	26-26	1.000
1995	Jon Prasuhn	9-14	.643	22-25	.880
1996	Matt Peyton	12-21	.571	38-38	1.000
1997	Mark McDonald	5-8	.625	31-31	1.000
	T.J. Rodriguez	2-4	.500	5-7	.714
1998	Mark McDonald	8-17	.471	50-52	.962
	Michael Johnson	0-1	.000	0-0	...
1999	Sean Keel	5-8	.625	12-13	.923
	Mark McDonald	1-10	.100	21-25	.840
	Chris Palic	0-1	.000	2-2	1.000
2000	Sean Keel	13-17	.765	25-26	.962
2001	Sean Keel	9-14	.643	37-40	.925
2002	Bobby Gill	7-11	.636	17-17	1.000
	Sean Keel	6-11	.550	9-10	.900
2003	Bobby Gill	2-8	.250	15-16	.938
	Nick Folk	0-3	.000	8-8	1.000
2004	Nick Folk	8-13	.615	18-18	1.000
2005	Nick Folk	7-11	.636	31-33	.939
2006	Nick Folk	15-20	.750	22-22	1.000
2007	Jason Bondzio	21-26	.808	37-38	.974
2008	Jason Bondzio	14-16	.875	55-55	1.000
2009	Alex Zendejas	17-22	.773	38-41	.927
2010	Alex Zendejas	14-19	.737	41-46	.891
2011	John Bonano	8-12	.667	24-24	1.000
2012	John Bonano	14-20	.700	58-59	.983
2013	Jake Smith	12-19	.632	53-55	.964
2014	Casey Skowron	20-28	.714	57-57	1.000
2015	Casey Skowron	18-22	.818	59-61	.967
2016	Josh Pollack	9-14	.643	36-36	1.000



## Rushing Career

### CAREER RUSHING (2,000+ YDS)

	Yds	Player	Att.	Years
1.	4,239	Ka'Deem Carey	743	2011-13
2.	3,824	Trung Canidate	604	1996-99
3.	3,501	Ontiwaun Carter	805	1991-94
4.	3,381	Art Luppino	513	1953-56
5.	3,163	Mike Bell	678	2002-05
6.	3,096	Hubie Oliver	649	1977-80
7.	2,957	Nic Grigsby	572	2007-10
8.	2,571	David Adams	600	1984-86
9.	2,530	Clarence Farmer	521	2000-03
10.	2,424	Nick Wilson	425	2014-
11.	2,397	Keola Antolin	500	2008-10
12.	2,389	Jim Upchurch	488	1972-74
13.	2,074	Bob McCall	473	1970-72
14.	2,060	Ken Cardella	336	1051-53
15.	2,022	Eddie Wolgast	387	1945-50

### RUSHING TOUCHDOWNS (20+)

	Yds	Player	Years
1.	48	Ka'Deem Carey	2011-13
2.	44	Art Luppino	1953-56
3.	28	Nic Grigsby	2007-10
4.	27	Ronald Veal (QB)	1987-90
	27	Nick Wilson	2014-
6.	26	Keola Antolin	2008-11
7.	25	Trung Canidate	1996-99
8.	21	Ontiwaun Carter	1991-94
9.	20	Kelvin Eafon (FB)	1996-98
	20	Vance Johnson	1981-84

## Passing Career

### CAREER PASSING (3,000+ YDS)

	Yds	Player	Att.-Cmp.-Int.-TD	Years
1.	10,011	Nick Foles	1,396-933-33-67	2009-11
2.	9,211	Willie Tuitama	1,276-786-31-67	2005-08
3.	7,618	Tom Tunnicliffe	1,069-574-36-46	1980-83
4.	6,922	Anu Solomon	933-555-16-49	2014-16
5.	6,016	Alfred Jenkins	879-456-38-30	1983-86
6.	5,972	Keith Smith	726-434-27-42	1996-99
7.	5,749	Jason Johnson	719-413-26-35	1999-02
8.	5,723	Dan White	850-446-27-43	1993-95
9.	5,424	Ortege Jenkins	717-488-27-42	1997-00
10.	5,090	Bruce Hill	680-339-28-45	1973-75
11.	4,921	Matt Scott	676-415-19-33	2008-12
12.	3,305	Jim Krohn	513-260-36-24	1976-79
13.	3,268	Bill Demory	481-220-24-20	1970-72
14.	3,127	Marc Reed	504-247-30-24	1966-67
15.	3,111	George Malaulu	584-241-19-10	1989-92

### PASSING TOUCHDOWNS (20+)

	Passes	Name	Years
1.	67	Nick Foles	2009-11
	67	Willie Tuitama	2005-08
3.	49	Anu Solomon	2014-
4.	46	Tom Tunnicliffe	1980-83
5.	45	Bruce Hill	1973-75
6.	43	Dan White	1993-95
7.	42	Keith Smith	1996-99
	42	Ortege Jenkins	1997-00
9.	35	Jason Johnson	1999-02
10.	33	Matt Scott	2008-12
11.	30	Alfred Jenkins	1983-86
12.	24	Jim Krohn	1976-79
13.	20	Bill Demory	1970-72

## Receiving Career

### CAREER RECEIVING YARDS (TOP 15)

	Yds	Player	Rec./TD	Years
1.	3,351	Bobby Wade	230/23	1999-02
2.	3,252	Dennis Northcutt	223/24	1996-99
3.	3,231	Mike Thomas	259/23	2005-08
4.	2,859	Juron Criner	209/32	2008-11
5.	2,509	Theopolis Bell	153/30	1972-75
6.	2,415	Jon Horton	136/16	1983-86
7.	2,280	Austin Hill	147/17	2011-14
8.	1,957	Richard Dice	119/17	1993-96
9.	1,946	Nate Phillips	153/15	2013-16
10.	1,925	Derek Hill	112/14	1985-88
11.	1,923	Cayleb Jones	128/14	2014-15
12.	1,884	Terry Vaughn	109/6	1990-93
13.	1,789	Brad Anderson	97/8	1981-83
14.	1,652	Charlie McKee	85/19	1969-71
15.	1,639	Samajie Grant	145/12	2013-16

### PASS RECEPTIONS (TOP 12)

	Rec.	Player	Yards/TD	Years
1.	259	Mike Thomas	3,231/23	2005-08
2.	230	Bobby Wade	3,351/23	1999-02
3.	223	Dennis Northcutt	3,252/24	1996-99
4.	209	Juron Criner	2,859/32	2008-11
5.	153	Nate Phillips	1,946/15	2013-16
	153	Theopolis Bell	2,509/30	1972-75
7.	151	David Douglas	1,542/11	2008-11
8.	147	Austin Hill	2,280/17	2011-14
9.	145	Samajie Grant	1,639/12	2013-16
10.	136	Jon Horton	2,415/16	1983-86
11.	131	Syndric Steptoe	1,584/6	2003-06
12.	128	Cayleb Jones	1,923/14	2008-11
	128	David Roberts	1,325/5	2008-11

### RECEIVING TOUCHDOWNS (12+)

	TD	Player	Rec.-Yards	Years
1.	32	Juron Criner	209-2859	2008-11
2.	30	Theopolis Bell	153-2,509	1972-75
3.	24	Dennis Northcutt	223-3,252	1996-99
4.	23	Mike Thomas	259-3,231	2005-08
	23	Bobby Wade	230-3,351	1999-02
6.	19	Charlie McKee	85-1,652	1969-71
7.	17	Richard Dice	119-1,957	1993-96
	17	Austin Hill	147-2,280	2011-14
9.	16	Rob Gronkowski	75-1,197	2007-08
	16	Jon Horton	136-2,415	1983-86
11.	15	Nate Phillips	153-1,946	2013-2016
	15	Derek Hill	112-1,925	1985-88
13.	14	Cayleb Jones	128-1,923	2014-15
14.	12	Samajie Grant	145-1,639	2013-16
	12	Rodney Williams	112-1,536	1995-97

### CAREER RECEIVING BY TIGHT ENDS

	Player	Rec.-Yds, TD	Year
1.	Rob Gronkowski	75-1197, 16 TD	2007-08
2.	Mark Keel	59-857, 6 TD	1981-82
3.	Ron Beyer	53-801, 7 TD	1975-78
4.	Steve Fleming	50-584, 4 TD	2001-04
5.	B. Manumaleuna	40-571, 3 TD	1997-2000

## Total Offense/All-Purpose

### CAREER TOTAL OFFENSE

	Yards	Player	Att.	Years
1.	9,712	Nick Foles	1,503	2009-11
2.	8,727	Willie Tuitama	1,448	2005-08
3.	7,359	Anu Solomon	1,162	2014-16
4.	7,336	Tom Tunnicliffe	1,253	1980-83
5.	7,049	Keith Smith	1,021	1996-99
6.	6,307	Alfred Jenkins	1,136	1983-86
7.	6,059	Matt Scott	612	2008-12
8.	6,054	Bruce Hill	1,067	1973-75
9.	5,577	Ortege Jenkins	1,111	1997-00
10.	5,490	Nick Foles	899	2009-11
11.	5,312	Dan White	992	1993-95
12.	5,285	Jason Johnson	832	1999-02
13.	4,307	Jim Krohn	893	1976-79

### CAREER ALL-PURPOSE YARDS

	Yds	Player	Plays	Years
1.	5,483	Ka'Deem Carey	847	2011-13
2.	5,392	Dennis Northcutt	368	1996-99
3.	4,981	Mike Thomas	375	2005-08
4.	4,963	Art Luppino	607	1953-56
5.	4,943	Theopolis Bell	317	1972-75
6.	4,785	Bobby Wade	340	1999-02
7.	4,378	Trung Canidate	646	1996-99
8.	4,343	Vance Johnson	645	1981-84
9.	4,023	Ontiwaun Carter	855	1991-94
10.	3,931	Syndric Steptoe	272	2003-06
11.	3,830	Derek Hill	279	1985-88
12.	3,795	Chuck Levy	510	1991-93
13.	3,698	Eddie Wolgast	379	1945-48

### CAREER SCORING

	Pts	Player	TD-XP-FG	Years
1.	360	Max Zendejas	0-123-79	1982-85
2.	337	Art Luppino	48-49-0	1953-56
3.	192	Ka'Deem Carey	52-0-0	2011-13
4.	283	Steve McLaughlin	0-112-57	1991-94
5.	262	Gary Coston	0-115-49	1986-90
6.	246	Lee Pistor	0-120-42	1974-77
7.	236	Casey Skowron	1-116-38	2014-15
8.	197	Jason Bondzio	0-67-35	2007-08
9.	194	Vance Johnson	32-1-0	1981-84
10.	190	Theopolis Bell	31-2-0	1972-75
11.	186	Juron Criner	31-0-0	2008-11
12.	186	Nic Grigsby	31-0-0	2007-10
13.	182	Sean Keel	0-83-33	1999-02
14.	181	Alex Zendejas	0-85-32	2009-11
15.	169	Nick Folk	0-79-30	2003-06



## Individual Rushing

### MOST RUSHING ATTEMPTS

Game:	48, Ka'Deem Carey, vs. Oregon, 11-23-13;
	39, Ka'Deem Carey vs. Utah, 10-19-13;
	36, Ontiwaun Carter, vs. Colo. St. 10-8-1994
Season:	349, Ka'Deem Carey, 2013 (12 games)
Season PG:	24.4, Ontiwaun Carter, 1994 (268 in 11)
Career:	815, Ontiwaun Carter, 1991-94 (46 games)
Career PG:	20.6, Ka'Deem Carey, 2011-13 (746 in 36 games)
	17.7, Ontiwaun Carter, 1991-94 (815 in 46 games)

### MOST NET YARDS GAINED

Game:	366, Ka'Deem Carey, vs. Colo., 11-10-12 (25 att.)
Season:	1,929, Ka'Deem Carey, 2012 (303 att.)
Career:	4,239, Ka'Deem Carey, 2011-13 (743 att.)

### MOST YARDS LOST

Game:	78, Bruce McCauley, vs. Marquette, 10-18-52 (9 tc);
	75, Willie Tuitama, at Oregon St., 10-6-07 (8 tc)
Season:	409, Jason Johnson, 2002 (60 att.; -373 net)

### HIGHEST AVERAGE GAIN PER RUSH

Game:	38.0, Art Luppino, vs. New Mexico St., 9-18-54 (6 for 228)
Min. 10:	16.0, Trung Canidate, vs. Arizona St., 11-27-98 (18 for 288)
Min. 20:	14.6, Ka'Deem Carey, vs. Colorado, 11-10-12 (25-366)
Season:	7.96, Bobby Lee Thompson, 1960 (92 for 732)
Min. 100:	7.59, Art Luppino, 1954 (179 for 1359)
Min. 200:	6.37, Ka'Deem Carey, 2012 (303-1929)
Career:	7.6, Bobby Lee Thompson, 1960-61 (195 for 1484)
Min. 200:	6.6, Art Luppino, 1953-56 (513 for 3371)

### MOST TOUCHDOWNS RUSHING

Game:	5, Ka'Deem Carey, vs. Colorado, Nov. 10, 2012;
	4, by five players.
Season:	23, Ka'Deem Carey, 2012;
	21, Art Luppino, 1954
Career:	48, Ka'Deem Carey, 2011-13;
	44, Art Luppino, 1953-56

### GAMES GAINED 100 YARDS

Consecutive:	16, Ka'Deem Carey, 2012-13
Season:	12, Ka'Deem Carey, 2013
Freshman:	7, Nick Wilson, 2014
Career:	22, Ka'Deem Carey, 2011-13;
	18, Trung Canidate, 1996-99

### MOST YARDS GAINED BY TWO PLAYERS

Game:	410, Ka'Deem Carey (366)/B.J. Denker (44), vs. Colo. 11-10-12;
	393, Kenny Cardella (200)/Don Beasley (193) vs. ASU, 11-28-53

### MOST PLAYERS GAINING 100 YARDS (GAME)

Three (Twice):	Brandon Dawkins (12-183), Samajie Grant (19-176), Zach Green (14-126) vs. Arizona State, 2016; and below
	Chuck Levy (19-156), Ontiwaun Carter (15-160), Billy Johnson (18-100) vs. Oregon, 1993

### PLAYERS WITH 700+ YARDS (SEASON)

Three, 2015	(Jared Baker, Nick Wilson, Jerrard Randall)
-------------	---

## Team Rushing Highs/Lows, Game

### TEAM RUSHING ATTEMPTS

Most:	80 vs. Oregon, 1993
Fewest:	12 vs. Wyoming, 1936
Fewest Pac-10:	14 vs. Stanford, 2009
Both, Most:	129 vs. New Mexico, 1973 (Arizona 66, New Mexico 63)
Both, Fewest:	52 vs. Wyoming, 1936 (Ariz. 12, Wyoming 40)

### TEAM RUSHING YARDS GAINED

Most:	511, Arizona State, 2016 (48 rushes)
Pac-12 Game:	511, Arizona State, 2016 (48 rushes)
Fewest:	-49 vs. Arizona St., 1958 (27 rushes)
Pac-10 Game:	-23, at Oregon St., 2002 (25 rushes)
Both, Most:	734, at UCLA, 1972 (Ariz 229, UCLA 505)
Both, Fewest:	53 vs. Wyoming, 1967 (Ariz. 14, Wyoming 39);
	53 vs Toledo 2010 (Ariz 25, UT 28)

### MOST TOUCHDOWNS BY RUSHING

11	vs. New Mexico St., 1916 (73-0)
----	---------------------------------

### AVERAGE GAIN PER RUSH

Highest:	12.7 at UTEP, 1952 (38 for 483)
Lowest:	-1.8 vs. Arizona St., 1958 (27 for -49)

## Team Rushing Highs/Lows, Season

### MOST RUSHING ATTEMPTS

Most PG:	55.5, 1978 (610 in 11)
Fewest PG:	26.7, 2007 (320 in 12)
Total:	663, 1977 (12 games)

### YARDS GAINED PER GAME

Most:	276.5, 1954 (2745 in 10)
Fewest:	43.8, 2002 (526 in 12)

### TOUCHDOWNS RUSHING PER GAME

Most:	4.3, 1954 (43 in 10)
Most, Pac-10:	2.77, 2013 (36 in 13)
Fewest:	0.4, 1965 (4 in 10)
Fewest, Pac-10:	0.6, 2002 and 2007 (7 in 12)

### AVERAGE GAIN PER PLAY

Most:	5.7, 1961 (408 for 2326)
Fewest:	1.5, 2002 (360 for 526)

### GAMES GAINING 300+ YARDS (SEASON)

Five	1973 and 2013
------	---------------

## Individual Passing

### MOST PASS ATTEMPTS

Game:	73, Anu Solomon vs. California, 9-20-14 (47 comp);
	72, Anu Solomon vs. USC, 10-11-14 (43 comp);
	69, Matt Scott at Stanford, 10-6-12 (45 comp);
	61, Willie Tuitama at California, 9-22-07 (42 comp.)
Season:	560, Nick Foles, 2011;
	540, Anu Solomon, 2014
Career:	1,396, Nick Foles, 2009-11;
	1,276, Willie Tuitama, 2005-08;
	1,069, Tom Tunnicliffe, 1980-83

### MOST PASS COMPLETIONS

Game:	47, Anu Solomon vs. California, 9-20-14, 73 att;
	45, Matt Scott at Stanford, 10-6-2012, 69 att;
	43, Anu Solomon vs. USC, 10-11-14, 72 att;
	42, Willie Tuitama, at California, 9-22-07, 61 att.;
Season:	387, Nick Foles, 2011 (12G, 560 att);
	327, Willie Tuitama, 2007 (12G, 524 att);
	313, Anu Solomon, 2014 (14G, 540 att.)
Career:	933, Nick Foles, 2009-11;
	786, Willie Tuitama, 2005-08
Career PG:	26.7, Nick Foles (933 in 35G);
	19.7, Willie Tuitama (786 in 40)

### HIGHEST COMPLETION PERCENTAGE, GAME

10 PC:	91.7, Tom Tunnicliffe, vs. UTEP, 10-31-81 (11-12)
15 PC:	86.4, B.J. Denker, vs. Oregon, 11-23-13 (19-22)
20 PC:	84.6, Anu Solomon, vs. Nevada, 9-13-14 (22-26)
30 PC:	86.5, Nick Foles, vs. Toledo, 9-3-10 (32-37)
40 PC:	78.4, Nick Foles, vs. Stanford, 10-17-09 (40-51)

### HIGHEST COMPLETION PERCENTAGE, SEASON

100 PA:	68.5, K.Smith, 1998 (113-165-7, 1,732 yds-13 TD.)
200 PA:	69.1, Nick Foles, 2011 (560-387-14, 4334, 28 TD);
	67.1, Nick Foles, 2010 (426-286-10, 3191, 19 TD);
	64.9, W. Tuitama, 2008 (399-259-8, 3,088-23 TD)
100 PC:	69.1, Nick Foles, 2011 (387-560, 4,334 yds);
	68.5, Keith Smith, 1998 (113-165, 1,732 yds.)

### HIGHEST COMPLETION PERCENTAGE, CAREER (MIN. 500 ATT)

66.8	Nick Foles, 2009-11 (1396-933)
61.6	Willie Tuitama, 2005-08 (1276-786)
59.8	Keith Smith, 1996-99 (434-726)

### MOST PASSES HAD INTERCEPTED

Game:	6, John Kelly, vs. Michigan St., 11-8-49;
	6, Bruce Lee, vs. Auburn (Sun Bowl), 12-28-68
Season:	18, Ed McCauley, 1950 (att. 138)
Season % of Att:	19.4, Ted Bland, 1935 (14 of 72)
Career:	56, Tom Tunnicliffe, 1980-83

### FEWEST PASSES HAD INTERCEPTED (PCT. OF ATTEMPTS)

Season:	1.39, Bruce Hill, 1975 (3 in 215)
Career (500 att):	2.36, Nick Foles, 2009-11 (33 in 1396);
	2.42, Willie Tuitama, 2005-08 (31 in 1276)

### MOST ATTEMPTS WITHOUT INTERCEPTIONS

Game:	72, Anu Solomon, vs. USC, 2014;
	51, Nick Foles, vs. Stanford, 2009, vs. OkSt, 2011, vs. ASU, 2011;
Game (pre-INT):	68, Matt Scott, at Stanford, 10-6-2012
Consecutive:	233, Anu Solomon (2014 Boise St.-2015 Washington);
	208, Nick Foles (2010-USC 2011)
To open season:	210, Anu Solomon, 2015 (ended Q1 at Wash.)



## MOST YARDS GAINED

Game:	520, Anu Solomon (Fr.), vs. California, 9--20-2014; 510, Willie Tuitama, at Washington, 10-27-07
Season:	4,334, Nick Foles, 2011, 12 games
Season (Fr.):	3,793, Anu Solomon, 2014, 14 games
Season PG:	361.2, Nick Foles, 2011 (4,334 in 12)
Career:	10,011, Nick Foles, 2009-2011 (933-1396-33-67) ; 9211, Willie Tuitama, 2005-08
Career PG:	286.0, Nick Foles, 2009-11 (10011-35G); 230.2, Willie Tuitama, 2005-08 (9,211 in 40)

## YARDS GAINED PER ATTEMPT

Game:	35.3, Eddie Wilson vs. Colorado St., 9-23-61 (6-212)
Min. 10:	20.6, Bill Brechler vs. Idaho, 11-9-63 (11 for 227)
Min. 20:	15.3, Tom Tunnicliffe vs. UOP, 10-23-82 (28-427)
Min. 30:	11.9, Bruce Hill vs. UNM, 10-25-75 (34-406); 11.9, Keith Smith vs. California, 11-2-96 (35-418)
Min. 40:	10.9, Jason Johnson at Cal, 11-16-02 (45-492)
Season:	10.5, Keith Smith, 1998 (165 for 1,732)
Season (200 att):	8.3, Keith Smith, 1999 (228-1,903)
Season (300 att):	8.1, Jason Johnson, 2002 (410-3,327)
Career:	8.3, Marc Lunsford, 1974-77 (332-2,756)
Career (500 att):	8.2, Keith Smith, 1996-99 (726- 5,972)
Career (1000 att):	7.2, W. Tuitama, 2005-08 (1,276-9,211)

## MOST YARDS GAINED PER COMPLETIONS

Game (5 PC):	42.4, Eddie Wilson, vs. Colo St., 9-23-61 (5-212)
Game (10 PC):	26.2, Brian Linstrom, vs. BYU, 10-10-70 (10-262)
Game (20 PC):	17.0, Anu Solomon, vs. UNLV, 8-29-2014 (25-425)
Season (50 PC):	18.34, Marc Lunsford, 1976 (70-1,284)
Season (100 PC):	17.13, Bruce Hill, 1975 (102-1,747)
Career:	18.13, Marc Lunsford, 1974-77 (152-2,756)
Career (200 PC):	15.01, Bruce Hill, 1973-75 (339-5,090)
Career (500 PC):	11.7, Willie Tuitama, 2005-08 (786-9,211)

## MOST TOUCHDOWN PASSES

Game:	6, Tom Tunnicliffe, vs. Pacific, 10-23-82; 5, Anu Solomon, vs. California, 9-20-14; 5, Anu Solomon, at Washington State, 10-25-14; 5, Willie Tuitama, vs. NAU, 9-8-07 5, Willie Tuitama at Washington, 10-27-07; 5, Keith Smith at California, 11-2-96; 5, Nick Foles vs. NAU, 9-3-11
Season:	28, Anu Solomon, 2014; 28, Nick Foles, 2011; 28, Willie Tuitama, 2007
Career:	67, Willie Tuitama, 2005-08; 67, Nick Foles, 2009-11

## PASSING EFFICIENCY RATING

Game: (25 PA):	273.8, Tom Tunnicliffe, vs. UOP, 10-23-82 (28-21-0-6 TD, 428 yds)
Game (<25 PA):	274.22, W. Tuitama, at Oregon, 11-18-06 (9-8-0-2 TD, 120 yds.)
Season (100 PA):	174.17, Keith Smith, 1998 (113-165, 1,732)
Season (150 PA):	174.17, Keith Smith, 1998 (113-165, 1,732)
Career (300 PA):	140.52, Keith Smith, 1996-99 (726 att.)
Career (500 PA):	140.52, Keith Smith, 1996-99 (726 att.)
Career (1000 PA):	138.18, Nick Foles, 2009-11 (1,396 att); 134.70, Willie Tuitama, 2005-08 (1275 att.)

## CONSECUTIVE GAMES THROWING TOUCHDOWN PASS

17	Nick Foles (OSU, 2010-all 12G in 2011)
11	Marc Reed (Iowa, 1966-Wyoming, 1967)
10	Willie Tuitama (Stanford '97-UW '08)
Freshman:	9, Anu Solomon (Game 1-9)

## PASSING YARDS GAINED BY OPPOSING PLAYERS

Game:	921- Keith Smith (418) and Pat Barnes, Cal (503), 11-2-96; 900 - Anu Solomon (520) and Jared Goff (380), 9-20-2014; 893 - Nick Foles (425), Matt Barkley, USC (468), 10-1-11; 862 - Matt Scott (369), Matt Barkley, USC (493), 10-27-12; 851 - Matt Scott (491), Jose Nunes, Stanford (360), 10-6-12; 838 - Nick Foles (415), Andrew Luck, Stanford (423), 10-17-09
-------	--

## Team Passing Highs/Lows, Game

### PASSES ATTEMPTED

Most:	74, vs. California, 2014 (47 comp.)
Fewest:	1, vs. Oregon, 1978 (comp. 0); 1, vs. Oregon, 1993 (comp. 0)
Both, Most:	117, at Wash. State, 2014 (UA 38, WSU 79)
Both, Fewest:	10 vs. Pomona, 1930 (Ariz. 6, Pom. 4)

### PASSES COMPLETED

Most:	47, vs. California, 2014 (74 att.)
Fewest:	0, vs. Oregon, 1978 (att. 1); 0, vs. Oregon, 1993 (att. 1); 0, vs. New Mexico St., 1934 (att.11)
Both, Most:	82 at Wash. State, 2014 (UA 26, WSU 56)
Both, Fewest:	3, vs. NMSU, 1934 (Ariz. 0, NMSU 3); 3, vs. Loyola, 1932 (Ariz. 3, Loyola 0); 3, Oklahoma St., 1932 (Ariz. 3, Oklahoma St. 0); 3, Colorado St., 1930 (Ariz. 2, Colorado St. 1); 3, at Texas Tech, 1935 (Ariz. 2, Texas Tech 1)

### COMPLETION PERCENTAGE

(10 PA):	.800, vs. Arizona St., 1948 (8 of 10)
(10 PC):	.857, vs. Colorado, 2012 (12 of 14)
(20 PA):	.863, vs. Oregon, 2013 (19 of 22) .818, vs. Washington, 2010 (18 of 22)
(25 PA):	.846, Nevada, 2014 (22 of 26)
(30 PA):	.841, at Toledo, 2010 (37 of 44)
Both, Highest:	.824, vs. Colorado, 2012 (28 of 34)
Lowest (10 PA):	.000, vs. New Mexico St., 1934 (0 of 11)

### YARDS GAINED PASSING

Most:	520, California, 2014; 510, at Washington, 2007
Pac-10 Game:	520, California, 2014; 510, at Washington, 2007
Fewest:	0, at Oregon, 1978; 0, vs. Oregon, 1993
Both, Most:	921, vs. California, 1996 (Ariz. 418, Cal 503); 900, vs. Cal, 2014 (Ariz. 520, Cal 380); 893 vs. USC 2011 (UA 425, USC 468)
Both, Fewest:	20, vs. Colorado St., 1930 (Ariz. 17, Colorado St. 3)

### TOUCHDOWN PASSES

Most:	6 vs. Pacific, 1982
Both, Most:	13 vs. California, 1996 (Ariz. 5, California 8)

### MOST PASSES HAD INTERCEPTED

Most:	8, vs. Auburn (Sun Bowl), 1968; 8, vs. Hardin-Simmons, 1946
Both Teams:	11, Auburn 1968 (Ariz. 8, Auburn 3)

### PERCENT PASSES HAD INTERCEPTED

.417	at Minnesota, 1939 (5 of 12)
------	------------------------------

### MOST ATTEMPTS WITHOUT INTERCEPTION

Game:	72, vs. USC, 2014 (43-72)
Game (Pre INT):	68, at Stanford, 2012 (68 of 68 before INT in OT).

### YARDS GAINED PER ATTEMPT

Most:	30.3, vs. Colorado St., 1961 (7-for-212)
Most (Min. 20):	15.2 at Oregon St., 2005 (22-for-335)
Fewest (Min. 10):	.33, vs. Kansas, 1949 (15-for-5)

### YARDS GAINED PER COMPLETION

Most:	42.4, vs. Colorado St., 1961 (5 for 212)
Most (Min. 9):	32.7, vs. Texas Tech, 1977 (9 for 294)
Most (Min. 15):	23.9, vs. Wyoming, 1976 (15 for 358)
Fewest (Min. 10):	5.4, vs. West Texas St., 1956 (10 for 54)

### MOST YARDS ALLOWED INTERCEPTION RETURNS

165	vs. Oklahoma St., 1941 (7 returns)
-----	------------------------------------

### AVERAGE GAIN ALLOWED PER INTERCEPTION RETURN

64.5	by Utah, 1972 (2 for 129)
------	---------------------------

### INTERCEPTED PASSES RETURNED FOR TOUCHDOWN

3	by Michigan St., 1949
---	-----------------------



## Team Passing Highs/Lows, Season

### PASSES ATTEMPTED PER GAME

Most:	48.1, 2011 (577 in 12)
Total:	577, 2011 (12 games)
Fewest:	11.2, 1937 (112 in 10)

### PASSES COMPLETED PER GAME

Most:	33.2, 2011 (398 in 12)
Total:	398, 2011 (12 G)
Fewest:	4.0, 1935 (36 in 9)

### COMPLETION PERCENTAGE

Highest:	.690, 2011 (398 of 577)
	.681, 2010 (357 of 524)
	.646, 2008 (266 of 412)
	.625, 2007 (332 of 531)
Lowest:	.295, 1935 (36 of 122)

### YARDS GAINED PER GAME

Most:	370.8, 2011 (4449 in 12)
Total Yds:	4449, 2011 (12 G)
Fewest:	61.7, 1939 (617 in 10)

### TOUCHDOWN PASSES PER GAME

Highest:	2.5, 1997 (27 in 11)
Most total:	29, 2011 (in 12); 29, 2014 (in 14)
Fewest:	.2, 1965 (2 in 10)

### PASSES HAD INTERCEPTED PER GAME

Most:	2.66, 1940 (24 in 9)
Total:	26, 1949 (10 G)
Fewest:	.27, 1975 (3 in 11)

### PERCENTAGE PASSES HAD INTERCEPTED

Highest:	15.2, 1939 (22 of 145)
Lowest:	1.3, 1975 (3 of 236)
	1.8, 2014 (10 of 564)
	1.8, 2013 (7 of 383)

### CONSECUTIVE GAMES TD PASS THROWN

Season:	12, 2011
Overall:	22, Washington 2011 to Oregon 2012

### GAMES EXCEEDING 250 YARDS

Season:	12, 2011 (all 300); 9, 2010; 8, 2007
Consecutive:	19, USC 2010 to SC State 2012

### AVERAGE GAIN PER ATTEMPT

Most:	9.0, 1998 (309-for-2,778)
Fewest:	4.06, 1949 (198-for-805)

### AVERAGE GAIN PER COMPLETION

Most:	17.71, 1977 (98-for-1736)
Fewest:	9.72, 2009 (301-for-2,927)
	9.94, 1957 (155-for-1540)

### YARDS ALLOWED INTERCEPTION RETURNS PER GAME

Fewest:	1.1, 1975 (12 in 11)
Most:	45.4, 1949 (454 in 10)

### AVERAGE PER INTERCEPTION RETURN ALLOWED

Fewest:	3.0, 1994 (7-for-21)
Most:	19.1, 1991 (17-for-324)

### TOUCHDOWNS ON PASSES HAD INTERCEPTED

3	1949, 1982, 2001, 2003, 2006
---	------------------------------

## Individual Receiving

### MOST PASSES CAUGHT

Game:	14, Jeremy McDaniel, at California, 11-2-96
Season:	93, Bobby Wade, 2002 (12 games)
Career:	259, Mike Thomas, 2005-08
Career PG:	5.4, Mike Thomas 2005-08, 259 in 48G ;
	5.1, Bobby Wade 1999-02, 230 in 45G;
	4.7, Dennis Northcutt, 1996-99, 223 in 47G

### MOST RECEIVING YARDS GAINED

Game:	283, Jeremy McDaniel, at Cal, 11-2-96 (14 rec.)
Opposing players:	604, Austin Hill (10-259) vs. USC (Marqise Lee, 16-345)
Season:	1422, Dennis Northcutt, 1999 (88 rec.)
Career:	3351, Bobby Wade, 1999-02 (230 rec.)

### MOST PLAYERS 100 YARDS RECEIVING, GAME

3, M. Thomas 7-137, T. Turner 7-109, A. Johnson 7-102 vs. New Mexico 2007
---

### HIGHEST AVERAGE GAIN PER RECEPTION (MIN. 3)

Game:	45.5, Cayleb Jones, vs. New Mexico, 12-19-2015 (4 for 182)
(Min. 5):	34.2, Charlie McKee, vs. Oregon St., 11-6-71 (6 for 205)
(Min. 10):	25.9, Austin Hill, vs. USC (10-259), 10-27-12
Season:	21.0, Keith Hartwig, 1976 (54 for 1134)
Career:	20.1, Keith Hartwig, 1973-76 (67 for 1350)

### TOUCHDOWN PASSES CAUGHT

Game:	3, Cayleb Jones, vs. California, 9-20-2014 (of 13 rec.)
	3, Juron Criner, vs. Ore. '09 (of 5); UCLA '11 (10)
	3, Mike Thomas, at Washington, 10-27-07 (of 10)
	3, Bobby Wade, at California, 11-3-2001 (of 6)
	3, Scott Piper vs. Northwestern, 10-4-75 (of 4)
	3, Charlie McKee vs. Wyoming, 11-21-70 (of 3)
	3, Joe Hernandez vs. New Mexico, 10-21-61 (of 4)
	3, Bill Glazier vs. New Mexico, 11-5-49 (of 6)
Season:	11, Austin Hill, 2012;
	11, Mike Thomas, 2007;
	11, Theopolis Bell, 1974;
	11, Juron Criner, 2010; Juron Criner 2011
Career:	32, Juron Criner, 2008-11;
	30, T. Bell, 1972-75

### MOST CONSECUTIVE GAMES CATCHING A PASS

42	Dennis Northcutt (10-26-96 Oregon St. to 11-27-99 ASU);
42	Bobby Wade (9-18-99 Stanford to 11-29-02 ASU, 1 missed gm)

### MOST CONSECUTIVE GAMES CATCHING A TOUCHDOWN PASS

6	Rodney Williams (9-27 thru 11-8-97 UCLA-Oregon St)
---	--

### CAREER 100-YARD RECEIVING GAMES

13	Dennis Northcutt, 1996-99;
12	Bobby Wade, 1999-02;
11	Mike Thomas, 2005-08;
11	Juron Criner, 2008-11

## Individual Total Offense

### MOST PLAYS

Game:	89, Anu Solomon vs. California 2014 (73P/16 R);
	76, Anu Solomon vs. USC 2014 (72P/4 R);
	74, Matt Scott at Stanford 2012 (69P/5R)
Season:	677, Anu Solomon, 2014 (540P/137R)
Career:	1,503, Nick Foles 2009-11 (1,396P, 106R, 1Rec);
	1,448, Willie Tuitama, 2005-08, (1,276 P/ 172 R)

### MOST YARDS GAINED

Game:	566, Anu Solomon vs. California 2014 (520P/46R);
	517, Willie Tuitama at UW, 10-27-07 (510P/7R)
Season:	4,231, Nick Foles 2011 (4334P/-103R)
Career:	9,712, Nick Foles, 2009-11 (10011P/-290R-9Rec);
	8,727, Willie Tuitama, 2005-08 (9,211 P/-484 R)
Career PG:	277.5, Nick Foles, 2009-11 (35G);
	218.2, Willie Tuitama, 2005-08 (40 G)

### HIGHEST AVERAGE GAIN PER PLAY, GAME

Min. 15 plays:	16.0, Trung Canidate, 11-27-98, vs. ASU (18-288);
	14.4, Bill Brechler, vs. Idaho, 11-9-63 (19-274)
Min. 25 plays:	14.0, Tom Tunnicliffe, vs. Pacific, 10-23-82 (30-420)
Min. 40 plays:	11.1, Keith Smith, at California 11-2-96 (45-502)
Min. 50 plays:	9.2, Willie Tuitama at Washington, 10-27-07 (56-517)

### HIGHEST AVERAGE GAIN PER PLAY, SEASON

Min. 1000 yds:	7.61, Eddie Wilson, 1961 (181-1377)
Min. 2000 yds:	7.36, Keith Smith, 1999 (279-2054)
Min. 3000 yds:	7.0, Nick Foles, 2011 (603-4231)

### HIGHEST AVERAGE GAIN PER PLAY, CAREER

Min. 2000 yds:	6.90, Keith Smith, 1996-99 (1021-7049)
Min. 3000 yds:	6.53, Art Luppino, 1953-56 (516-3371)
Min. 4000 yds:	6.4, Jason Johnson, 1999-02 (832-5285)
Min. 5000 yds:	6.5, Nick Foles, 2009-11 (1503-9712)
Min. 6000 yds:	6.8, Matt Scott, 2008-12 (888-6059)

### MOST TDS RESPONSIBLE FOR (TDS SCORED AND PASSED FOR)

Game:	7, Keith Smith, vs. California, 11-2-96 (5 P, 2 R)
Season:	33, Matt Scott, 2012 (27 P, 6 R);
	31, Willie Tuitama, 2007 (28 P, 3 R);
	30, Anu Solomon, 2014 (28 P, 2 R);
	28, Nick Foles, 2011 (28 P);

### POINTS RESPONSIBLE FOR (SCORED AND PASSED FOR)

Game:	42, Keith Smith, vs. California, 11-2-96 (5P, 2R)
Season:	202, Matt Scott, 2012 (27 P, 6 R, 2 2-pt pass);
	188, Willie Tuitama, 2007 (3 R, 28 TD P, 2-pt PAT pass);
	180, Anu Solomon, 2014 (28 P TD, 2 R TD).



## YARDS GAINED BY OPPOSING PLAYERS

Game: 1,030, Keith Smith, (502) & Pat Barnes, Cal (528), Nov. 2, 1996

## Team Total Offense Highs/Lows, Game

### PLAYS, RUSHING AND PASSING

Most: 106, twice (2014 vs. California and 2014 vs. Boise State)  
 Fewest: 34, at Loyola, 1935 (24R, 12P)  
 Both, Most: 188, vs. Nevada, 2012 (105 Nev., 83 Ariz.)  
 Both, Fewest: 84, vs. Wyo., 1936 (Ariz. 45, Wyo 39)

### YARDS GAINED

Most: 792, vs. NAU, 2015 (499R/293P)  
 Pac-12 Game: 627, vs. California, 2014 (240P, 107R)  
 Fewest: 15, at Loyola, 1935 (-4R,19P)  
 Pac-10 Game: 93, at Oregon St., 2002 (116 P, -23 R)  
 Both, Most: 1,254, vs. California, 1996 (Ariz. 595, California 659)  
 Both, Fewest: 175, at Texas Tech, 1935 (Ariz. 65, Texas Tech110)

### AVERAGE GAIN PER PLAY

Highest: 13.3, at UTEP, 1952 (45 for 599)  
 Lowest: .42, at Loyola, 1935 (36 for 15)

### TOUCHDOWNS BY RUSHING AND PASSING

11 vs. NAU, 2015;  
 9 vs. Idaho, 2008;  
 9 vs. UTEP, 1976;  
 9 San Diego St., 1956;  
 9 New Mexico St., 1951

## Team Total Offense Highs/Lows, Season

### PLAYS PER GAME

Most: 83.2, 2012 (1082 in 13 games)  
 81.4, 2014 (1139 in 14 games)  
 Total: 1,139, 2014 (14 games)  
 1,082, 2012 (13 games)  
 Fewest: 54.0, 1959 (540 in 10)  
 Lowest: 493, 1938 (9 games)

### YARDS GAINED PER GAME

Most: 526.2, 2012 (6840 in 13 games)  
 Fewest: 182.8, 1965 (1828 in 10)

### AVERAGE GAIN PER PLAY

Most: 6.5, 1999 (874 for 5,663)  
 6.5, 2015 (993 for 6,534)  
 Fewest: 2.74, 1965 (629 for 1,828)

### TOUCHDOWNS RUSHING AND PASSING PER GAME

Most: 5.2, 1954 (52 in 10)  
 Fewest: 0.6, 1965 (6 in 10)

### GAMES EXCEEDING 500 YDS.

10 2012  
 6 1999 (five consecutive)

## Individual All-Purpose Yardage

### MOST PLAYS

Game: 49, Ka'Deem Carey, vs. Oregon, 11-23-13 (48 rush/1 rec);  
 39, David Adams, at Oregon, 9-20-86 (31 rush/ 6rec./2 KOR);  
 39, Nic Grigsby, vs. Washington St., 9-29-07 (30 rush, 9 rec)  
 Season: 375, Ka'Deem Carey, 2013 (349 rush, 26 rec)  
 Career: 855, Ontiwaun Carter, 1991-94; 847, Ka'Deem Carey, 2011-13

### YARDS GAINED

Game: 400, Ka'Deem Carey, vs. Colorado 11-10-12;  
 359, Art Luppino, vs. New Mexico St., 9-18-54  
 Season: 2,249, Dennis Northcutt, 1999 (1422 rec./436 PR/191 KR/200 rush.)  
 Career: 5,483, Ka'Deem Carey, 2011-13;  
 5,392, Dennis Northcutt, 1996-99;  
 4,981, Mike Thomas, 2005-08  
 Career PG: 152.3, Ka'Deem Carey, 2011-13 (5,483 in 36 games);  
 140.5, Bobby Lee Thompson, 1960-61 (2,810 in 20 games)

### AVERAGE GAIN PER PLAY

Game: 44.9, Art Luppino, vs. New Mexico St., 9-18-54 (8 for 359)  
 Season (Min. 100): 16.8, Dennis Northcutt, 1999 (134 for 2249)  
 Career: 15.6, Theopolis Bell, 1972-73 (317 for 4943)  
 Career <2000 yds: 21.9 Travis Cobb, 2009-10 (91-1992)

## Individual Scoring & Kicking

### MOST POINTS SCORED

Game: 32, Art Luppino, vs. New Mexico St., 1954  
 Season: 166, Art Luppino, 1954  
 Career: 360, Max Zendejas, 1982-85

### TOUCHDOWNS SCORED

Game: 5, Art Luppino, vs. New Mexico St., 1954;  
 5, Ka'Deem Carey, vs. Colorado, 2012  
 Season: 24, Art Luppino, 1954;  
 24, Ka'Deem Carey, 2012  
 Career: 52, Ka'Deem Carey, 2011-13;  
 48, Art Luppino, 1953-56

### MOST 2-POINT CONVERSIONS MADE

Game: 5, Art Luppino, 1953 (1-pt. conv. runs before the 2-point rule)  
 Season: 5, Art Luppino, 1953 (1-pt. conv. runs before the 2-point rule)  
 Career: 8, Eddie Wilson (passes), 1956-61

### FIELD GOALS MADE

Game: 4, Casey Skowron, at UTSA, 9-4-14 (4 att.);  
 4, Alex Zendejas, vs. Cent. Mich., 9-5-09 (att. 5);  
 4, Alex Zendejas, at. Washinton, 10-10-09 (att. 4);  
 4, Doug Pfaff, vs. Stanford, 9-2-89 (att. 4);  
 4, Max Zendejas, vs. Washington St., 9-14-85 (att. 4);  
 4, Max Zendejas, at LSU, 9-22-84 (att. 4);  
 4, Max Zendejas, at California, 10-1-83 (att. 5);  
 4, Charles Gorham, vs. Indiana, 9-22-73 (att. 4);  
 4, Steve Hurley, vs. UTEP, 10-5-68 (att. 4)  
 Season: 23 Steve McLaughlin, 1994 (att 29)  
 Career: 79, Max Zendejas, 1982-85 (att. 107)

### MOST FIELD GOALS, SEASON

Steve McLaughlin*	23 (29 att.)	1994 (plus 2 bowl FG)
Max Zendejas*	22 (29 att.)	1985 (plus 2 bowl FG)
Jason Bondzio	21 (26 att.)	2007
Max Zendejas	21 (27 att.)	1984
Gary Coston*	21 (24 att.)	1986 (plus 2 bowl FG)

(At time, bowls not included in season stats)

### MOST FIELD GOALS ATTEMPTED

Game: 5, five times, last Casey Skowron, vs. USC 2014 (made 2)  
 Season: 29, Max Zendejas, 1985  
 Career: 107, Max Zendejas, 1982-85 (2-3 bowls; made 79)

### HIGHEST FIELD GOALS MADE PERCENTAGE

Game: 100.00, Casey Skowron, at UTSA, 9-4-14 (4 of 4);  
 100.00, Alex Zendejas, at Wash., 10-10-09 (4 of 4);  
 100.00, Doug Pfaff, vs. Stanford, 9-2-89 (4 of 4);  
 100.00, Max Zendejas, at LSU, 9-22-84 (4 of 4);  
 100.00, Charlie Gorham, vs. Indiana, 9-22-73 (4 of 4);  
 100.00, Steve Hurley, vs. UTEP, 10-5-68 (4 of 4)  
 Season: .875, Jason Bondzio, 2008 (14 of 16);  
 .818, Casey Skowron, 2015 (18-22);  
 .800, Max Zendejas, 1983 (20 of 25)  
 Career: .833, Jason Bondzio, 2007-08 (35 of 42);  
 .760, Casey Skowron, 2014-15 (38-50);  
 .738, Max Zendejas, 1982-85 (79-107)

### MOST CONSECUTIVE FIELD GOALS MADE

11 Max Zendejas, 1984 (Fresno St. to Long Beach St.)

### MOST CONSECUTIVE GAMES KICKING FIELD GOAL

Season: 11, Max Zendejas, 1983; 11, Jason Bondzio, 2007  
 Career: 18, Max Zendejas, 1982-84

### MOST FIELD GOALS MADE 50 YARDS OR MORE

Game: 2, Max Zendejas, vs. UCLA, 11-12-83 (51-53)  
 Season: 5, Max Zendejas, 1984 (53-50-54-50-52)  
 Career: 13, Max Zendejas, 1982-84

### MOST GAMES KICKING THREE OR MORE FIELD GOALS

Season: 4, Casey Skowron, 2014 and 2015;  
 4, Lee Pistor, 1975;  
 4, Max Zendejas, 1984, 1985  
 Career: 12, Max Zendejas, 1982-85

### MOST GAMES KICKING FIELD GOAL

Season: 11, Max Zendejas, 1983;  
 11, Jason Bondzio, 2007;  
 Career: 38, Max Zendejas, 1982-85

### LONGEST FIELD GOAL

Game: 57, Max Zendejas, at Arizona St., 11-23-85;  
 57, Lee Pistor, at Iowa, 9-24-77;  
 57, Jon Prasuhn, vs. Pacific, 9-2-95  
 Opponent: 63, Clark Kremble, Colorado St., 11-15-1975  
 AZ Stadium: 57, Jon Prasuhn, vs. Pacific, 9-21-95



# Arizona Football Records

## PAT KICKS MADE

Game:	10, Casey Skowron, vs. NAU, 9-19-2015; 9, Lee Pistor, vs. UTEP, 19-9-75 (att. 9); 9, Brett Weber, vs. Pacific, 11-15-80 (att. 9)
Season:	59, Casey Skowron, 2015 (61 att); 58, John Bonano, 2012 (59); 57, Casey Skowron, 2014 (57)
Career:	123, Max Zendejas, 1982-85 (att. 125)

## PAT KICKS ATTEMPTED

Game:	10, Casey Skowron, vs. NAU, 9-19-2015 (made 10); 10, Joe Goff, vs. Arizona St., 9-28-46 (made 7)
Season:	61, Casey Skowron, 2015 (61 att); 59, John Bonano, 2012 (59); 57, Casey Skowron, 2014
Career:	125, Max Zendejas, 1982-85 (made 123)

## HIGHEST PERCENTAGE PAT KICKS MADE

Game:	100.00 Casey Skowron vs. NAU, 2015 (10-10); 100.00 Lee Pistor vs. UTEP, 1975 (9-9); 100.00 Brett Weber vs. UOP 1980 (9-9)
Season:	100.00, Casey Skowron, 2014 (57-57); 100.00, Jason Bondzio, 2008 (55-55); 100.00, Max Zendejas, 1983 (39-39); 100.00, Josh Pollack, 2016 (36-26); 100.00, Gary Coston, 1990 (32-32); 100.00, Mark McDonald, 1997 (31-31); 100.00, Bill Zivic, 1979 (28-28); 100.00, Steve McLaughlin, 1992/1994 (26-26); 100.00, Brett Weber, 1980 (26-26); 100.00, John Bonano, 2011 (24-24); 100.00, Nick Folk, 2006 (22-22)
Career:	99.1, Gary Coston 1986-90 (115-116); 98.9, Jason Bondzio 2007-08 (92-93); 98.4, Max Zendejas, 1982-85 (123-125)

## CONSECUTIVE PAT KICKS MADE

Season:	57, Casey Skowron, 2014; 55, Jason Bondzio, 2008
Career:	74; John Bonano, 2009-12 (WSU '09 thru ASU '12); 68, Max Zendejas, 1982-84 (Stan '82 thru USC '84); 67, Jason Bondzio, 2007-08 (Wash '07 through '08)

## MOST POINTS SCORED BY KICKING

Game:	16, Casey Skowron, UNLV, 8-29-14 (7 PAT, 3 FG); 16, Jake Smith, at UNLV, 9-7-13 (7 PAT, 3 FGs)
Season:	117, Casey Skowron, 2014 (57 PAT, 20 FG); 113, Casey Skowron, 2015 (59 PAT, 18 FG); 100, Jason Bondzio, 2007 (21 FGs, 37 XPs)
Career:	360, Max Zendejas, 1982-85 (79 FG, 123 PAT)

## Team Scoring & Kicking, Game

### MOST POINTS SCORED

Arizona:	77, vs. NAU, 2015
Pac-10 Game:	59, at WSU (28), 2008; 59, at WSU (37), 2014
Both Teams:	111, vs. California, 1996 (55-56 3OT)
Pac-10 Game:	111, vs. California (55-56 3OT), 1996
In Loss:	55, vs. California (56) 3OT, 1996
One Quarter:	36, vs. California (4th), 49 total, 2014; 35, vs. Idaho (2nd), 70 total, 2008
One Half:	49, vs. Idaho (1st), 70 total, 45, at UNLV, 2013 (1st); 2008; 43, vs. California, 2014 (2nd); 42, vs. UTEP, 1976 (2nd); 42 vs. UOP 1980 (1st); 42 vs. UCLA (1st), 2011
Pac-12, Half:	43, vs. California, 2014 (2nd); 42 vs. UCLA (1st), 2011

### FEWEST POINTS SCORED IN VICTORY

Arizona:	5, at Iowa, 1980 (5-3)
Pac-10 Game:	9, vs. Washington St., 1993 (9-6)

### MOST TOUCHDOWNS SCORED

Arizona:	11, vs. NAU, 2015; 11, vs. UTEP, 1921; 11, vs. New Mexico St., 1916
Both Teams:	16, vs. California, 1996 (Ariz. 8, California 8)

### MOST EXTRA POINTS BY KICKING

Arizona:	11, vs. NAU, 2015 (11-11); 10, vs. Toledo, 2008 (10-10)
Both Teams:	15, vs. California (Ariz. 7, California 8) '96

### MOST 2-POINT EXTRA POINTS

Made:	2, vs. Washington St., 1981
Attempted:	4, at New Mexico, 1960 (made 1)
Both Teams	Made: 3, at Utah, 1959 (Ariz. 0, Utah 3)
Both Teams,	Attempted: 8, at Utah, 1959 (Ariz. 1, Utah 7)

## FIELD GOALS

Made:	4, vs. UTSA, 2014 (att. 4); 4 vs. CMU, 2009 (att. 5); 4 at Washington, 2009 (att. 4); 4 vs. Indiana, 1973 (att. 4); 4, vs. UTEP, 1968 (att. 4); 4, at California, 1983 (att. 5); 4, at LSU, 1984 (att. 4); 4, vs. Stanford, 1989 (att.4)
Attempted:	5, vs. USC, 2015 (made 2); 5, vs. CMU, 2009 (made 4); 5, at Iowa, 1973 (made 3); 5, at Notre Dame, 1982 (made 3); 5, at California, 1983 (made 4)
Both, Made:	7 vs. Oregon St., 2000 (A3, OSU4); 7, at California, 1983 (Ariz. 4, California 2); 7, at LSU, 1984 (Ariz. 4, LSU 4); 7, at UCLA, 1997 (Ariz. 2, UCLA 4)
Both, Attempts:	8, vs. SJSU 1970 (Ariz. 4, SJSU 4); 8, vs. Colorado St., 1980 (Colorado St. 5, Ariz. 3); 8, at California, 1983 (Ariz. 5, California 3); 8, at LSU, 1984 (Ariz. 4, LSU 4); 8, vs. Washington St., 1993 (Ariz.4, Washington St. 4)

## SAFETIES

Game:	2, vs. Arizona St., 1982; 2, at New Mexico, 1941
Season:	4, 1941

## SAFETIES ALLOWED

Game:	2, at TCU, 1999
Season:	3, 1999

## Team Scoring & Kicking Highs/Lows, Season

### POINTS PER GAME

Most:	38.5, 1954 (56 in 10)
Fewest:	7.7, 1965 (77 in 10)

### TOUCHDOWNS PER GAME

Most:	5.6, 1954 (54 in 10)
	5.6, 1998 (56 in 12)
Fewest:	0.9, 1965 (9 in 10)

### EXTRA POINTS BY KICKING PER GAME

Most:	4.6, 2008 (60 in 13); 4.5, 2015 (59 in 13)
Fewest:	0.6, 1958 (6 in 10)

### EXTRA POINT KICKING PERCENTAGE

Highest:	100.00, 2014 (57-57); 100.0, 2008 (60-60); 100.0, 1983 (38-38); 100.0, 1986 (34-34); 100.0, 1988 (32-32); 100.0, 1979 (28-28); 100.0, 1989 (27-27); 100.0, 1980, 1992,1994 (26-26); 100.0, 2006 (22-22)
Lowest:	41.2, 1939 (7 of 17)

### CONSECUTIVE EXTRA POINTS BY KICKING

95	2013-2015;
77	2007-09;
73	2011-12

### TWO-POINT CONVERSIONS

Made:	5, 1960 (att. 11);
Attempted:	12, 1961 (made 3)

### FIELD GOALS

Made:	23, 1994
Attempted:	29, 1985; 29, 1994
Made, Fewest:	2 (11 att), 2003

### FIELD GOAL PERCENTAGE

High:	.875, 2008 (14 of 16); .818 (18-22), 2015; .808, 2007 (21 of 26)
Low:	.182, 2003 (2 of 11)





## Individual Punting

### MOST PUNTS

Game:	13, Marty Shuford, vs. ASU, 11-27-71 (41.4 avg.); 13, Marty Shuford, vs. BYU, 11-13-71 (39.0 avg.); 13, Bill Hargis, at Rice, 10-11-30 (40.0 avg.); 13, Clarence Sample, vs. NMSU, 1932 (32.0 avg.)
Season:	91, Marty Shuford, 1971 (38.2 avg.)
Career:	225, Danny Baugher, 2002-05; 212, Keenyn Crier, 2007-10

### HIGHEST AVERAGE PER PUNT

Game:	57.6 Danny Baugher vs. Purdue, 9-17-05 (7-403)
5 or less:	56.0 Nick Folk vs. BYU, 9-2-06 (4-224); 60.0 Kyle Dugandzic vs. UCLA 2011 (2-120, 60.0)
Season:	47.5, Danny Baugher, 2005 (37-1758)
Season (Min. 40):	46.1, Drew Riggleman, 2014 (76-3501); 46.0, Kyle Dugandzic, 2011 (40-1840); 45.3, Drew Riggleman, 2015 (52-2357)
Career:	44.19, Nick Folk, 2003-06 (96-4242)

## Team Punting Highs/Lows, Game

### PUNTS

Most:	21, at Texas Tech, 1935
Fewest:	0, vs. NAU 2009; 0, vs. WSU 2009; 0, vs. CSU 1979; 0, vs. Pacific 1989
Both, Most:	39, at Kansas, 1936 (UA 20, KU 19); 39, vs. Texas Tech, 1935 (Ariz. 21, Texas Tech 18)
Both, Fewest:	2 at USC 2011 (Ariz. 2, USC 0)

### AVERAGE PER PUNT (MIN. 5)

Highest:	57.6 vs. Purdue, 2005 (7 punts)
Lowest:	20.2, at Texas Tech, 1958 (6 punts)

## Team Punting Highs/Lows, Season

### PUNTS PER GAME

Most:	9.2, 1967 (92 in 10)
Total:	98, 2003 (12 games)
Fewest:	3.6, 1954 (36 in 10)

### PUNTING AVERAGE

Highest:	45.6, 2014 (80 punts); 44.9, 2005 (61 punts, 2 blk)
Lowest:	31.2, 1957 (61 punts)

### NET PUNTING AVERAGE

Highest:	41.17, 1975 (53 for 2302, 120 yds. returned)
Highest ('05 rule):	40.6, 2015 (54 for 2389, 79 yds. returned)
Lowest:	26.3, 1957 (61 for 1904, 300 yds. returned)
Most Had Blocked:	6, 1984

## Team Punting Highs/Lows, Season

### PUNTS PER GAME

Most:	9.2, 1967 (92 in 10)
Total:	98, 2003 (12 games)
Fewest:	3.6, 1954 (36 in 10)

### PUNTING AVERAGE

Highest:	45.6, 2014 (80 punts); 44.9, 2005 (61 punts, 2 blk)
Lowest:	31.2, 1957 (61 punts)

### NET PUNTING AVERAGE

Highest:	41.17, 1975 (53 for 2302, 120 yds. returned)
Highest ('05 rule):	40.6, 2015 (54 for 2389, 79 yds. returned)
Lowest:	26.3, 1957 (61 for 1904, 300 yds. returned)
Most Had Blocked:	6, 1984

## Team Returns Highs/Lows, Game

### PUNT RETURNS

Most Returns:	10, at Iowa St., 1968 (41 yds.); 10, at Texas Tech, 1935 (126 yds.)
Both Teams:	16, at BYU, 1969 (Ariz. 6, BYU 10)
Fewest Returns:	0 many times (last at Nevada 2015)
Both Teams:	0 many times (once in 2014)
Most Yds:	199, vs. Arizona St., 1946 (8 returns)
Most Yds, Both:	251 vs. Arizona St., 1946 (Ariz. 199, Arizona St. 52)
Fewest Yds, Both:	-1, Stanford, 2001 (Ariz. 2, SU -3)

### AVERAGE GAIN PER RETURN (MIN. 3)

36.5	at Denver, 1949 (4 for 146)
------	-----------------------------

### PUNT RETURNS FOR TOUCHDOWNS

2	vs. BYU, 1964 (69 and 61yds.)
---	-------------------------------

### KICKOFF RETURNS

Most:	11, vs. Colorado, 1958 (192 yds.)
Both, Most:	16, at Oregon, 2008 (8 each); 14, four times last at Oregon 2010 (Ariz. 9, UO 5)
Both, Fewest:	0, Oregon St. 2006; 1, six times; last vs. Iowa 1998 (Ariz.1 outside)

### YARDS GAINED KICKOFF RETURNS

Most:	257, at Utah, 1948 (9 returns)
Fewest:	-2, vs. Pacific, 1975 (1 return)
Both, Most:	348 at Washington 2011 (Ariz. 7-171, UW 6-177)
Both, Fewest:	0, California 2006 (0 returns); 0, Oregon St. 2006 (0 returns)

### HIGHEST AVERAGE GAIN PER RETURN

Min. 2 Returns:	65.5, vs. WSU, 2009 (2-131)
Min. 3 Returns:	52.7, at BYU, 1975 (3-158)
Min. 5 Returns:	35.3, at UNM, 1962 (6-212)
KOR TDs:	1, many times,
Last KOR TD:	at WSU, 2014 (Cayleb Jones 44 yards outside return)

### TOTAL RETURNS (COMBINED PUNT AND KICKOFF)

Most:	13, at Texas Tech, 1935 (10 pt, 3 KO)
Fewest:	0, at Colorado St., 1975
Both, Most:	23 vs. UCLA, 2007 (UA 12, UCLA 11)
Both, Fewest:	2, Last: at Nevada, 2015

### YARDS GAINED COMBINED KICK RETURNS

Most:	257, at Utah, 1948 (9 KO returns)
Fewest:	0, at Colorado St., 1975
Combined, Most:	439, vs. Arizona St., 1946 (Ariz. 199, Arizona St.240)
Combined, Fewest:	17, vs. Iowa St., 1964 (Ariz. 17, Iowa St. 0)

## Team Returns Highs/Lows, Season

### PUNT RETURNS PER GAME

Most:	5.4, 1968 (54 in 10)
Fewest:	0.69, 2015 (9 in 13)

### PUNT-RETURN YARDS PER GAME

Most:	56.3, 1952 (563 in 10)
Total:	587, 2008 (33 ret, 13 games); 578, 1998 (44 ret, 12 games)
Fewest:	5.9, 1966 (59 in 10)

### AVERAGE GAIN PER RETURN

Highest:	20.1, 1952 (28 for 563)
Lowest:	5.17, 2003 (18 for 93)

### PUNT-RETURN TOUCHDOWNS

4	1971
---	------

### KICKOFF RETURNS PER GAME

Most:	6.2, 1967 (62 in 10)
Fewest:	1.2, 1940 (11 in 9)

### KICKOFF RETURN YARDS PER GAME

Most:	116.0, 1991 (1276 in 11)
Most Yards:	1,320, 2009 (53 ret, 13 G)
Fewest:	17.9, 1939 (179 in 10)

### AVERAGE GAIN PER RETURN

Highest:	27.2, 1935 (21 for 573)
Lowest:	12.1, 1962 (34 for 412)

### KICKOFF-RETURN TOUCHDOWNS

2	1968-1963-1954
---	----------------

## Punt Return Defense

### OPPONENTS' PUNT RETURNS PER GAME

Fewest:	1.2, 2013 (15-50 in 13 games); 1.3, 2011 (16-217 in 12G); 1.5, 1963 & 1954 (15 in 10)
Most:	6.2, 1967 (62 in 10)

### AVERAGE YARDS ALLOWED PER RETURN

Lowest:	1.7, 1985 (19 for 32)
Highest:	18.89, 1967 (36 for 680)

### MOST PUNT RETURN TOUCHDOWNS ALLOWED

3	1937
---	------



## Kickoff Return Defense

### OPPONENTS' KICKOFF RETURNS PER GAME

Fewest: 1.17, 2006 (14 in 12)  
 Most: 5.6, 1954 (56 in 10)  
 High total: 64 in 13 games, 2008

### KICKOFF RETURN YARDS ALLOWED PER GAME

Fewest: 23.0, 2006 (276 in 12)  
 Most: 98.9, 2008 (1286 in 13);  
 96.5, 1954 (965 in 10)  
 Yard High: 2008 (1286 in 13, 64 returns); 2010 (1180 in 13, 57 returns)

### AVERAGE YARDS ALLOWED PER RETURN

Lowest: 14.1, 1962 (22 for 310)  
 Highest: 24.6, 2007 (47 for 1156)

### KICKOFF RETURN TOUCHDOWNS ALLOWED

2 1997

## Team Kick Defense Highs/Lows, Game

### MOST OPPONENT PUNT RETURNS

10 at BYU, 1969 (50 yds.)

### YARDS GAINED OPPONENT PUNT RETURNS

Most: 195, vs. Wyoming, 1967 (9 returns)  
 Fewest: -19, vs. Washington, 1992 (3 ret)

### AVERAGE GAIN PER RETURN ALLOWED

Lowest (Min. 5): -1.20, vs. Wyoming, 1973 (5-for-6);  
 -1.20, at Stanford, 2015 (5 for -6)  
 Lowest (Min. 3): -6.3, vs. Washington, 1992 (3 for -19)  
 Highest (Min. 3): 42.7 vs. California, 2006 (3 for 128)  
 Highest (Min. 5): 25.5, at Arizona St., 1957 (6 for 153)

### PUNT RETURN TOUCHDOWNS ALLOWED

2 2005 (Oregon, Arizona St.)

### BLOCKED PUNTS RETURNED FOR TOUCHDOWN

Arizona: 1, last time: at ASU, 2009 (Orlando Vargas)  
 Opponent: 1, Last at Ore St., 2011 (Clayton Polk 41yd)

### KICKOFF RETURN DEFENSE

#### MOST OPPONENT KICKOFF RETURNS

11 vs. New Mexico St., 1951 (193 yds.)

### YARDS ALLOWED OPPONENT KICKOFF RETURNS

Most: 241 vs. Stanford, 2009 (8 returns)  
 Fewest: 1, vs. ASU 2013 (1 return);  
 3 vs. Oregon 2013 (1 return);  
 4, vs. Hardin-Simmons, 1947 (3 returns)

### AVERAGE GAIN PER RETURN ALLOWED (MIN. 3)

Lowest: 1.3, at Colorado, 1953 & vs. Hardin-Simmons, 1947 (3 for 4)  
 Highest: 46.0, vs. Colo St., 1972 (3 for 138)

### KICKOFF RETURN TOUCHDOWNS ALLOWED

1 in many. Last: UCLA, 2007 (Matt Slater - 100 yds.)

### OPPONENT TOTAL KICK RETURNS

Fewest: 0 vs. Iowa St., 1964; vs. Stephen F. Austin, 2006  
 Most: 14, vs. New Mexico, 1949 (6pt, 8 KO)

### YARDS GAINED ON KICK RETURNS

Fewest: 13, Arizona St., 2006 (1-0 KR, 1-13 PR), 2013 (1-13 KR, 0-0 PR)  
 Most: 281, vs. Wyoming, 1967 (9 pt, 3 KO); vs. UTEP, 1941 (5pt, 6 KO)

### AVERAGE GAIN PER RETURN ALLOWED (MIN 5)

Lowest: 3.6, at Utah, 1950 (9 for 32)  
 Highest: 29.5 at Washington 2011 (6-177 all KOR)

## Individual Punt Returns

### MOST PUNT RETURNS

Game: 9, Ted Bland vs. T.Tech, 11-11-35 (65 yds.);  
 9 Derek Hill vs. Colorado St., 9-13-86 (80 yds.)  
 Season: 41, Jackie Wallace, 1971  
 Career: 80, Jackie Wallace, 1970-72

### HIGHEST AVERAGE PER RETURN

Game (min. 3): 38.3, Bug Wright vs. WSU, 11-7-09 (3-115)  
 Season: 32.6, Floyd Hudlow, 1964 (8-251)  
 (Min. 10): 18.9, Dennis Northcutt, 1999 (23-436)  
 Career (min. 40): 14.95, Eddie Wolgast, 1945-49 (44-658)

### TOUCHDOWNS ON PUNT RETURNS

Game: 2, Floyd Hudlow vs. BYU, 9-21-64 (61,69)  
 Season: 3, Floyd Hudlow, 1964; 3, Jackie Wallace, 1971  
 Career: 4, Jackie Wallace, 1970-72

### MOST PUNT RETURN YARDS

Game: 156, Wally Scott vs. Arizona St., 11-27-65 (7 returns)  
 Season: 510, Jackie Wallace, 1971 (41 returns)  
 Career: 903, Dennis Northcutt, 1996-99 (67 returns)

## Individual Kickoff Returns

### MOST KICKOFF RETURNS

Game: 9, Ka'Deem Carey vs. Oregon 9-24-11;  
 7, Derek Hill at Washington St., 10-24-87  
 Season: 34, Travis Cobb (887 yds, TD), 2010;  
 30, Travis Cobb (762 yds, TD), 2009  
 Career: 80, Syndric Steptoe (1,757 yds.), 2003-06

### KICKOFF RETURN YARDS

Game: 211, Tyrell Johnson vs. Oregon 2014 (8 returns);  
 197, Ka'Deem Carey vs. Oregon, 2011 (9 ret);  
 180, Chuck Levy at Ohio St. 1991 (7 ret)  
 Season: 887, Travis Cobb, 2010 (34 returns);  
 762, T. Cobb, 2009 (30 returns);  
 682, Chuck Levy, 1991 (27)  
 Career: 1757, Syndric Steptoe, 2003-06 (80 returns);  
 1649, Travis Cobb, 2009-10 (64 returns);  
 1538, Theopolis Bell, 1972-75 (62 returns)

### KICKOFF RETURN AVERAGE

Game: 52.7, Theopolis Bell at BYU, Nov. 1, 1975 (3 for 158)  
 Season: 37.8, Ricky Stevenson, 1968 (9 for 340)  
 Min. 1.2 PG: 32.5, Floyd Hudlow, 1963 (13 for 422)  
 Career (30): 27.4, Floyd Hudlow, 1963-64 (13 for 422);  
 26.7, Art Luppino, 1953-56 (40 for 1,069)

### KICKOFF RETURN TOUCHDOWNS

Game: 1, many; last Cayleb Jones at WSU, 10-25-2014 (44 yd, onside)  
 Season: 2, Art Luppino (1954) and Rick Stevenson (1968)  
 Career: 2, Art Luppino (1953-56), Rick Stevenson (1968-69),  
 Chris McAlister (1996-98), Travis Cobb (2009-10)

## Total Returns (Punt & Kickoff)

### MOST KICK RETURNS

Game: 10, Derek Hill, vs. Colorado St., 9-13-86 (9 punt, 1 KO)  
 Season: 54, Jackie Wallace, 1971 (41 punts, 13 kickoffs, 880 yds.)  
 Career: 141, Syndric Steptoe, 2003-06 (80 punts, 61 kickoffs);  
 130, Theopolis Bell, 1972-75 (68 punts, 62 kickoffs)

### MOST YARDS ON KICK RETURNS

Game: 211, Tyrell Johnson vs. Oregon 2014 (8 returns);  
 197, Ka'Deem Carey vs. Oregon, 2011 (9 ret);  
 180, Chuck Levy at Ohio St. 1991 (7 ret)  
 Season: 800, Jackie Wallace, 1971 (510 KOR, 290 PR)  
 Career: 2,347, Syndric Steptoe, 2003-06 (1,757 kickoffs, 590 punts);  
 2,290, Theopolis Bell, 1972-75 (1,513 kickoffs, 752 punts)

### HIGHEST AVERAGE PER RETURN

Game (3 min): 49.3, Travis Cobb (KOR) vs Iowa 2010;  
 28.8, Mike Thomas, at UW 10-27-07 (6-173 KOR)  
 Season (Min. 20): 29.17, Art Luppino, 1954 (24 for 700)  
 Career: 25.7, Art Luppino, 1953-56 (59 for 1515)

### TOUCHDOWNS ON KICK RETURNS

Game: 2, Floyd Hudlow, vs. BYU, 9-21-64 (2 punts)  
 Season: 3, Jackie Wallace, 1971 (3 punts);  
 3, Rick Stevenson, 1968 (2 punts, 1 kickoff);  
 3, Floyd Hudlow, 1964 (3 punts)  
 Career: 4, Floyd Hudlow, 1963-64 (3 punts, 1 kickoff)

### COMBINED RETURNS (PUNT, KICKOFF, INTERCEPTION)

Season: 65, Jackie Wallace, 1971 (42 PR, 13 KOR, 11 int.)

### TOUCHDOWNS BY RETURNS

Game: 2, Antoine Cason, 2007 vs. Oregon (PR, INT)  
 Season: 4, Antoine Cason, 2007 (2 int., 2 punts);  
 3, Chris McAlister, 1998 (1 KOR, 1 PR, 1 int.)  
 Career: 6, Jackie Wallace, 1970-72 (4 PR, 2 int.);  
 5, Antoine Cason, 2004-07 (2 punts, 3 int.)



## First Downs

### TOTAL FIRST DOWNS

Most:	43, vs. S. Carolina State, 2012 (22 R, 17 P, 4 Pen); 38, at Stanford, 2012 (12 R, 25 P, 1 Pen); 37, vs. USC, 2011 (10 R/25 P/2 Pen)
Fewest:	3, at Loyola, 1935 (1-1-1); 3, at Marquette, 1942 (2-1-0)
Both, Most:	70, vs. Nevada, 2012 (39 UN, 31 UA); 65, at Stanford, 2012 (38 AZ, 27 SU); 63 vs. USC, 2011 (UA 37/USC 26)
Both, Fewest:	10, at Texas Tech, 1935 (Ariz. 4, Texas Tech 6)

### FIRST DOWNS RUSHING

Most:	27, vs. UCLA, 1989
Fewest:	0, vs. Oregon, 2002; 0 vs. TCU, 2003
Both, Most:	38, vs. Nevada, 2012 (UN 28, UA 10)
Both, Fewest:	6, at Texas Tech, 1967 (Ariz. 2, Arizona St. 4)

### FIRST DOWNS PASSING

Most:	25, vs. USC, 2011
Fewest:	0; 7 times, last at Utah 2000
Both, Most:	44 vs. USC 2011 (UA 25, USC 19)
Both, Fewest:	1, vs. Colo. 1954 (UA 1, CU 0); 1, at New Mexico, 1948 (Ariz. 1, New Mexico 0)

### FIRST DOWNS PENALTY

Most:	6, Multiple times (Once in 2014)
Both, Most:	12, at California, 1998 (Ariz. 6, California 6)

### TOTAL PER GAME

Most:	29.3, 2012 (381 in 13 games)
Total:	381, 2012 (13 G)
Fewest:	8.7, 1938 (78 in 9)

### BY RUSHING PER GAME\*

Most:	13.5, 2013 (175 in 13 games)
Fewest:	4.9, 2003 (59 in 12)

### BY PASSING PER GAME\*

Most:	16.9, 2011 (203 in 12) 14.6, 2010 (191 in 13) 13.1, 2012 (170 in 13)
Total:	203, 2011 (12 games)
Fewest:	2.5, 1942 (25 in 10)

### BY PENALTY PER GAME\*

Most:	3.31, 2012 (43 in 12)
Fewest:	.1, 1952 (1 in 10)

\*Data available only since 1942

## Red Zone Success

### SINGLE GAME

Most:	9-for-9, vs. Idaho, all TD, 2008
-------	----------------------------------

### SEASON

Best:	55-60 (92%), 2008 (45 TD, 10 FG)
Recent Low:	39-54 (72%), 2010 (30 TD, 9 FG)

## Penalties

### PENALTIES AGAINST

Most:	19, vs. New Mexico St., 1951 (191 yards)
Fewest:	0, vs. Michigan, 1978; 0, Montana, 1938; 0, Centenary, 1936; 0, Whittier, 1929; 0, California, 2008
Both, Most:	29, at California, 1998 (California 15, Ariz. 14)
Both, Fewest:	1 vs. Michigan, 1978 (Ariz. 0, Mich. 1); 1, Centenary, 1936 (Ariz. 0, Centenary 1); 1, vs. Whittier, 1929 (Ariz. 0 Whittier 1)

### YARDS PENALIZED

Most:	191, vs. New Mexico St., 1951 (19 penalties)
Fewest:	0, vs. Michigan 1978; 0, Montana 1938, 0, Centenary 1936, 0, Whittier 1929
Opp. Fewest:	5, four times (last NAU 2009)
Both, Most:	307, at California 1998 (California 154, Ariz. 153)
Both, Fewest:	5, vs. Michigan 1978 (1); 5, vs. Centenary 1936 (1); 5, vs. Whittier 1929 (1)

### PENALTIES PER GAME

Most:	9.6, 1999 (114 in 12)
Fewest:	2.5, 1937 (25 in 10)

### YARDS PENALIZED PER GAME

Most:	79.6, 1970 (796 in 10)
Year High:	930 in 12, 1999
Fewest:	22.5, 1937 (224 in 10)

## Turnovers

### TURNOVER MARGIN PER GAME

Positive:	2.27, 1975 (9-34)
Negative:	1.7, 1952 (43-26)

### FUMBLES, GAME

Most Fumbles:	9, vs. UTEP, 1959 (Lost 5)
Both Teams:	16, at Utah, 1952 (Ariz. 7, Utah 9); 16, vs. San Diego St., 1948 (Ariz. 8, San Diego St. 8)
Opponent:	9, at Utah, 1952 (Lost 6)
Fumbles Lost:	7 vs. Idaho, 1962 (of 7)
Both Teams:	9, at Utah, 1952 (Ariz. 3, Utah 6); 9, vs. New Mexico St., 1951 (Ariz. 3, New Mexico St. 6); 9, vs. Idaho, 1951 (Ariz. 5, Idaho 4); 9, at Washington, 1984 (Ariz. 4, Washington 5)
Opponent:	6, at Utah, 1952 (of 9); 6, New Mexico St., 1951 (of 8)

### FUMBLES, SEASON

Most Fumbles:	42, 1959
Fewest Fumbles:	9, 1994

### MOST FUMBLES LOST, SEASON

Arizona:	24, 1973 (of 35); 24, 1968 (of 31)
----------	---------------------------------------

### FEWEST FUMBLES LOST

Arizona:	5, 2006 (of 20); 6, 1975 (of 15); 6, 2011 (of 15)
----------	---

### INTERCEPTIONS & FUMBLES LOST, GAME

Most:	10, at Washington, 1984 (6 int., 4 fumbles)
Fewest:	0, many times, last: vs. Ore St. 2008
Both, Most:	19, at Washington, 1984 (Ariz. 10, Washington 9)
Both, Fewest:	0, many times, last: 2011 (twice)

### INTERCEPTIONS & FUMBLES LOST, SEASON

Fewest:	9, 1975 (3 interceptions, 6 fumbles)
Fewest PG:	0.82, 1975 (9 in 11)
Most:	43, 1957 (20 int., 23 fumbles)
Most PG:	4.33, 1940 (39 in 9)

### OPPONENTS' TURNOVERS, SEASON

Most:	46, 1954 (20 interception, 24 fumbles lost, 2bk)
Fewest:	11, 1999 (5 Interceptions, 6 fumbles lost)

### INTERCEPTIONS & FUMBLES RECOVERED

Most:	9, at Washington, 1984 (4 int., 5 FR); 9, at ASU, 1955 (7 int., 2 FR); 9, vs. Utah, 1973 (4 int., 5 FR)
Fewest:	0, many times, last vs. Oregon/Stanford 2011

## Defunct Game Records

### HIGHEST-SCORING TIE GAME

33-33	at California, 1983; 35-35
-------	----------------------------

### LOWEST-SCORING TIE GAME

0-0	5 times. Last: Iowa St., 1964
-----	-------------------------------

### MOST TIE GAMES, SEASON

Arizona:	31, 936 (10 games); 3, 1987 (11 games)
----------	---



## Superlatives & Streaks

### BIGGEST POINT DEFICIT OVERCOME

Arizona: 22, vs. California, 2014 (49-45 final). Trailing 28-6 at half;  
21, vs. Nevada, 2012 (49-48 final). Trailing 21-0 in 2nd quarter;  
21, vs. Hardin-Simmons, 1950 (32-28 final). Trailing 21-0 in 2Q;  
21, vs. San Diego State, 1997 (31-28 final), trailed 21-0 in 2Q

---

Arizona Pac-12: 22, vs. California, 2014 (49-45 final). Trailing 28-6 at half;  
18, at California, 1980 (31-24 final). Trailing 21-3 with 12:18 in 3Q

---

Deficit Reduced: 31, at Oregon, 2008. Trailing 48-17 with 12:46 in 3rd quarter  
before railing only 48-45 with 6:38 in 4th (45-55 final).

---

Opponent: 27, at Utah, 1972 (27-28 final). Trailing 27-0 with 14:42 left.

---

Pac-10 Opp.: 23, at California, 1983 (33-33 final). Trailing 26-3 at 6:45 of 3Q

### MOST IMPROVED WON-LOST RECORD

5 games 1968 (8-3) from 1967 (3-6-1)

---

5 games 1998 (12-1) from 1997 (7-5)

### BIGGEST RECORD SWING

5.5 games 1999 (6-6) from 1998 (12-1)

### CONSECUTIVE VICTORIES

All Games: 9, Oregon St. 1997 – Washington 1998;  
9, Colorado St. 1974 – Texas Tech, 1975

---

In-Season: 7-0 start, 1993;  
7-0 finish 1998

---

Home Games: 11, West Texas St. 1960–BYU 1962

---

Pac-10 Games: 5, UCLA 1983–Oregon 1984;  
5, Arizona St. 1993–UCLA 1994;  
5, Oregon St. 1997–Washington 1998

---

Pac-10 HGs: 8, USC 1993–ASU 1994

---

Road Games: 8, 1997-98

---

Road In-Season: 7, 1998

### CONSECUTIVE GAMES WITHOUT DEFEAT

All Games: 11, UNM 1960– UNM 1961 (1 tie)

---

Home Games: 14, Pacific 1934–Okla. St. 1937  
(Includes 2 ties/2 games played in Phoenix)

### CONSECUTIVE LOSSES

All Games: 8, LSU-Oregon, 2003

---

Home Games: 5, New Mexico 1957–UTEP 1957; 5, Air Force 1965–BYU 1966

---

Pac-10 HGs: 13, UCLA 2000–UCLA 2003

### CONSECUTIVE GAMES WITHOUT WIN

All Games: 10, Arizona St. 1956–UTEP 1957 (1 tie)

---

Home Games: 8, Arizona St. 1956–UTEP 1957 (1 tie)

---

Pac-10: 10, Oregon 2000–USC 2001

### CONSECUTIVE GAMES SCORED IN

All Games: 214, Colorado St. 1972–Syracuse 1990;  
Current: 61

---

Home Games: 225, Arizona St. 1964 to UCLA 2003;  
Current: 81 since Cal 2003

### CONSECUTIVE GAMES OPPONENTS SCORED IN

All Games: 137, Oregon St. 1996 – ASU 2007;  
Current: 51

---

Home Games: 68, Wash '96 – Oregon '07

### CONSECUTIVE GAMES SHUT OUT OPPONENT

All Games: 6, 1930

---

Home Games: 8, Cal Tech 1929–Colorado St. 1930  
(Not including 1929 game in Phoenix)

### CONSECUTIVE GAMES WITHOUT SCORING

All Games: 3, 1915 (New Mexico St., Western N.M., Whitter)

---

Home Games: 2, 1949

### CONSECUTIVE GAMES SCORING TOUCHDOWN

All Games: 91, Colorado St. 1972 to California 1980  
Current: 16

---

Home Games: 82, Kansas 1966 to Washington St. 1980  
Current: 70

### CONSECUTIVE WITHOUT TIE (DEFUNCT CATEGORY)

All Games: 128, Utah 1967–California 1979

---

Home Games: 65, Utah 1967–California 1979

## Opponent Single-Game Records

### TOTAL FIRST DOWNS ALLOWED

Fewest: 3, vs. Arizona State, 1946;  
3, Kansas, 1937;  
3, Wyoming, 1936

---

Most: 39, vs. Nevada, 2012 (28 R, 10 P, 1 Pen)

### FIRST DOWNS RUSHING ALLOWED

Fewest: 0, vs. Wyoming, 1970

---

Most: 28, vs. Nevada, 2012

### FIRST DOWNS PASSING ALLOWED

Fewest: 0, in many. Last: at New Mexico, 1970

---

Most: 25, at Washington State, 2014

### FIRST DOWNS PENALTY

6 at California 1998 (15 penalties);  
6 Middle Tenn. St., 1999;  
6 Idaho, 2001;  
6 at UCLA, 2012

### PENALTIES AGAINST

Most: 17, at Oregon St., 2003 (141 yards)

---

Fewest: 0; 8 times, last vs. UTEP 1938

### YARDS OPPONENTS PENALIZED

154 at California, 1998 (15 penalties);  
152 vs. New Mexico, 2007 (15 penalties)

### PUNTING

Most Punts: 19, at Kansas, 1936

---

Fewest: 0, vs. Oregon, 1963

### AVERAGE YARDS PER PUNT (MIN. 5)

Highest: 57.2, at Colorado, 1950 (6 punts)

---

Lowest: 23.9, vs. Whittier, 1935 (8 punts)

### OPPONENT PUNTS BLOCKED

3 vs. Colorado St., 1937;  
3 San Diego St., 1934

## Opponent Season Records

### FUMBLES, SEASON

Most: 47, 1955 (lost 26)

---

Fewest: 12, 2013 (lost 4)

---

Most Lost: 26, 1955 (of 47)

---

Fewest lost: 4, 2013 (of 12);  
5, 1938 (of 21);  
5, 2011 (of 22)

### PENALTIES PER GAME

Most: 8.9, 2014 (124 in 14)

---

Fewest: 2.3, 1935 (21 in 9)

### YARDS PENALIZED PER GAME

Most: 91.4, 2012 (1188 in 13)

---

Yard high: 1188 (123 in 13 games), 2012

---

Fewest: 18.3, 1935 (165 in 9)

### OPPONENTS' PUNTS PER GAME

Most: 10.7, 1940 (96 in 9)

---

Total: 100, 1968 (10 games)

---

Fewest: 3.6, 1958 (36 in 10)

### OPPONENTS' AVERAGE PER PUNT

Highest: 45.0, 2011 (45 punts) 43.4, 1973 (55 punts)

---

Lowest: 30.9, 1958 (36 punts); 30.9, 1935 (91 punts)

### OPPONENTS' NET PUNTING AVERAGE

Highest: 39.2, 2003 (60 for 2,448, 93 return yards by UA)

---

Highest ('05 rule): 41.0, 2011 (45-2025, 5TB, 79 RY)  
37.0, 2007 (75 for 3076, 7 TB, 279 RY)

---

Lowest: 24.4, 1949 (55 for 1929, 487 return yards)

---

Lowest ('05 rule): 33.5, 2008 (79 for 3334, 5 TB, 587 RY)

### MOST OPPONENTS' PUNTS BLOCKED BY ARIZONA

4 1968 (including Sun Bowl)

---

4 1980

---

5 1998 (incl. Holiday Bowl)



## Team Defense High/Lows, Game

### PLAYS ALLOWED

Fewest: 20, vs. New Mexico St., 1935 (12R, 8P, 40 yds.)  
 Most: 105, vs. Nevada, 2012 (73 R, 32 P, 659 yds)

### TOTAL OFFENSE YARDS ALLOWED

Fewest: 10, vs. Loyola (at Phoenix), 1939 (4R, 6P, 34 plays)  
 Pac-10 Game: 52, at Stanford 2006 (-6R, 58P, 32 plays)  
 Most: 701, at Arizona St., 1973 (368R, 337P, 97 plays) (WAC)  
 Pac-10 Game: 659, at California, 1996 (156R, 503P, 91 plays)

### AVERAGE OFFENSIVE GAIN PER PLAY ALLOWED

Fewest: .27, vs. Arizona St., 1946 (44 for 12)  
 Most: 9.41, at UCLA, 1972 (61 for 574)

## Rushing Defense

### RUSHES ALLOWED

Fewest: 12, vs. Wyoming, 1936 (-4 yds.);  
 12, New Mexico St., 1935 (-32 yds.)  
 Most: 75, vs. New Mexico, 1971 (441 yds.)

### RUSHING YARDS ALLOWED

Fewest: -33, at Stanford, 1992 (28 rushes)  
 Pac-10 Game: -33, at Stanford, 1992 (28 rushes)  
 Most: 569, at Arizona St., 1951 (67 rushes)  
 Pac-10 Game: 450, vs. Arizona St., 1996 (59 rushes)

### AVERAGE GAIN PER RUSH ALLOWED

Lowest: -1.2, at Stanford, 1992 (28 - 33)  
 Highest: 9.02, at UCLA, 1972 (56 for 505)

### TOUCHDOWNS BY RUSHING ALLOWED

8 vs. Colorado, 1958

### OPPONENT PLAYERS GAINING 100 YARDS

4 at ASU, 1951 (Bob Tarwater 17-140, Harley Cooper 11-123, Duane Morrison, 15-118, Buzz Welfer 10-114)

## Pass Defense

### PASSING ATTEMPTS ALLOWED

Fewest: 3, vs. New Mexico, 1963 (comp. 3);  
 3, at UTEP, 1950 (comp. 0)  
 Most: 79, at Washington State, 2014 (comp 56)  
 Most, Pac-12: 79, at Washington State, 2014 (comp 56)

### PASS COMPLETIONS ALLOWED

Fewest: 0, vs. New Mexico, 1961 (att. 5);  
 0, at UTEP, 1950 (att. 3);  
 0, Arizona St., 1937 (att. 4);  
 0, Loyola, 1932 (att. 8);  
 0, New Mexico St., 1929 (att. 9);  
 0, Pomona, at Phoenix, 1929 (att. 5)  
 Most: 56, at Washington State, 2014 (att. 79)

### COMPLETION PERCENTAGE ALLOWED

Lowest (10 PA): 07.7, at New Mexico, 1948 (1 of 13)  
 Highest (15 PA): 88.9, at Air Force, 1959 (16 of 18)

### YARDS PASSING ALLOWED

Fewest: 0, Oklahoma, 1989 ;  
 0, vs. New Mexico, 1961;  
 0, at UTEP, 1950;  
 0, Arizona St., 1937;  
 0, Oklahoma St., 1932;  
 0, Loyola, 1932;  
 0, New Mexico St., 1929;  
 0, Pomona, 1929

Pac-10 Game: 29, vs. Oregon, 1983  
 Most: 514, vs. Washington State, 2015 (47 completions)  
 Pac-10 Game: 514, vs. Washington State, 2015 (47 completions)

### YARDS PER ATTEMPT ALLOWED

Fewest: 0, New Mexico St., 1929 (Att. 9)  
 Most: 18.8, vs. Indiana, 1967 (11 for 207)  
 Most (Min. 20): 14.7, at New Mexico, 1946 (19 for 280)

### YARDS PER COMPLETION ALLOWED

Fewest: 1.0 vs. Texas Tech, 1946 (1 for 1)  
 Fewest (Min. 5): 2.3 Arizona St., 1961 (7 for 16)  
 Most: 40.0, at New Mexico, 1946 (7 for 280)  
 Most (Min. 10): 24.4, at Arizona St., 1957 (10 for 244)

### TOUCHDOWN PASSES ALLOWED

8 vs. California, 1996 (3 OT)

### MOST PASSES UA INTERCEPTED

7 vs. UTEP, 1968 (63 yds.)  
 7 at Arizona St., 1955 (19 yds.)

### PERCENT PASSES INTERCEPTED

46.2 at New Mexico, 1948 (6 of 13)

### YARDS GAINED ON INTERCEPTION RETURNS

182 vs. Illinois, 1996 (5 returns)

### AVG YARDS PER INTERCEPTION RETURN (MIN. 2)

50.5 at UNLV, 2013 (2-101)  
 46.5 vs. Arizona St., 1929 (2 for 93)

### INTERCEPTION RETURNS FOR TOUCHDOWNS

3 vs. Illinois, 1996

## Scoring Defense

### POINTS ALLOWED

Most: 78, at USC, 1928  
 Pac-10 Game: 63, vs. Oregon, 2001 (28-63)  
 In Victory: 48, vs. Nevada, 2012 (49-48);  
 47, vs. Washington St., 2000 (53-47, 3OT)  
 One Quarter: 38, at USC, 1928 (4th)  
 One Half: 52, vs. USC, 1923 (2nd);  
 45, at Oregon, 2008 (1st)

### TOUCHDOWNS ALLOWED

12 at USC, 1928

### OPPONENT EXTRA POINTS BY KICKING

Made: 9, at Washington State, 2016 (9 att.);  
 9, at UCLA, 2012 (9 att.);  
 9, vs. Michigan St., 1949 (att.11)  
 Attempted: 11, vs. Michigan St., 1949 (made 9)

### OPPONENT 2-POINT EXTRA POINTS

Made: 3, at Utah, 1959 (att.7)  
 Attempted: 7, at Utah, 1959 (made 3)

### OPPONENT FIELD GOALS

Made: 5, at UNM, 2008 (att 5);  
 5, ASU 2010 (att 5);  
 Attempted: 6, vs. UTEP, 1967 (made 3)

### INTERCEPTIONS & FUMBLES RECOVERED, GAME

Most: 9, at Washington, 1984 (4 int., 5 FR);  
 9, at Arizona State, 1955 (7 int., 2 FR);  
 9, vs. Utah, 1973 (4 int., 5 FR)  
 Fewest: 0, many times, last at Washington State, 2016

### OPPONENTS TURNOVERS, SEASON

Most: 46, 1954 (20 interception, 24 fumbles lost, 2blk)  
 Fewest: 11, 1999 (5 Interceptions, 6 fumbles lost)

## Individual Defense

### MOST INTERCEPTIONS

Game: 4, Chuck Cecil, at Stanford 1987;  
 3, Michael Johnson, at Oregon St. 2005  
 By DL: 2, Ken Giovando, vs. BYU, 1964  
 Season: 11, Jackie Wallace, 1971  
 Career: 21, Chuck Cecil, 1984-87 (then Pac-10 record)

### MOST YARDS ON INTERCEPTION RETURNS

Game: 100, Chuck Cecil, vs. Arizona St., 11-22-86 (1)  
 Season: 192, Darryll Lewis, 1990 (7 returns)  
 Career: 349, Antoine Cason, 2004-07 (15 returns);  
 252, Darryll Lewis, 1987-90 (14 returns)

### HIGHEST INTERCEPTION RETURN AVERAGE

Game (Min. 2): 47.5, Scott Geyer, vs. NC St., 12-31-89 (2-95)  
 Season (Min. 5): 32.8, Antoine Cason, 2007 (5-164)  
 27.4, Darryll Lewis, 1990 (7 for 192)  
 Career (Min. 10): 23.3, Antoine Cason, 2004-07 (15-349)



## Defense Team Highs and Lows, Season

### PLAYS PER GAME ALLOWED

Most:	83.5, 2012 (1,085 in 13)
Most total:	1,115, 2014 (in 14)
Fewest:	44.4 1935 (400 in 9)

### YARDS ALLOWED PER GAME

Fewest:	128.2, 1935 (1154 in 9)
Most:	499.0, 2012 (6487 in 13)

### AVERAGE GAIN PER PLAY ALLOWED

Lowest:	2.44, 1939 (537 for 1313)
Highest:	6.58, 2011 (839 for 5526)

### TDS RUSHING AND PASSING ALLOWED PER GAME

Fewest:	.67, 1935 (6 in 9)
Most:	4.46, 2012 and 2015 (58 in 13)

### GAMES EXCEEDING 500 YARDS ALLOWED

6	2012 (all 600 yards)
6	2011

### GAMES LESS THAN 200 YARDS ALLOWED

10	1993
----	------

## Rushing Defense, Season

### YARDS ALLOWED PER GAME

Fewest:	30.1, 1993 (331 in 11)
Most:	288.3, 1958 (2883 in 10)

### AVERAGE GAIN PER PLAY ALLOWED

Lowest:	0.9, 1993 (368 for 331)
Highest:	5.3, 1958 (544 for 2883)

### RUSHES PER GAME ALLOWED

Most:	57.5, 1949 (575 in 10)
Fewest:	28.8, 1935 (259 in 9)

### TOUCHDOWNS RUSHING ALLOWED PER GAME

Fewest:	.36, 1992 (4 in 11)
Most:	3.5, 1958 (35 in 10)

### GAMES LESS THAN 100 YARDS ALLOWED

10	1993; 10 - 1994; 7 - 2010
----	---------------------------

## Passing Defense, Season

### YARDS ALLOWED PER GAME

Fewest:	50.1, 1939 (501 in 10)
Most:	298.9, 2011 (3587 in 12)

### YARDS ALLOWED PER ATTEMPT

Fewest:	3.3, 1939 (152 for 501)
Fewest (Min. 200):	4.93, 1968 (275 for 1,357)
Most:	8.51, 2003 (394 for 3,351)

### YARDS ALLOWED PER COMPLETION

Fewest:	10.02, 1939 (50 for 501)
Fewest (Min. 75):	10.37, 2008 (228 for 2,365)
Most:	17.14, 1967 (101 for 1,732)

### OPPONENTS' PASSES ATTEMPTED PER GAME

Fewest:	11.7, 1956 (117 in 10)
Most:	38.5, 2012 (500 in 13)

### OPPONENTS' PASSES COMPLETED PER GAME

Fewest:	4.9, 1936 (49 in 10)
Most:	24.9, 2014 (349 in 14)

### COMPLETION PERCENTAGE ALLOWED

Lowest:	32.9, 1939 (50 in 152)
Lowest (Min. 200):	36.6, 1940 (90 of 246)
Highest:	65.9, 2011 (282 of 428)

### PASSES INTERCEPTED (BY UA) PER GAME

Most:	3.44, 1940, (31 in 9)
Fewest:	.36, 1994 (4 in 11)

### PERCENTAGE INTERCEPTED BY

Highest:	20.6, 1935 (29 of 141)
Lowest:	1.3, 1999 (5 of 373)

### INTERCEPTION YARDS PER GAME

Most:	41.0, 1940 (369 in 9)
Total:	386, 1952 (10 games)
Fewest:	1.2, 1960 (12 in 10)

## AVERAGE YARDAGE PER INTERCEPTION RETURN

Highest:	45.5, 1994 (4 for 182)
Lowest:	3.0, 1960 (4 for 12)

## TDS ON INTERCEPTION RETURNS

Arizona:	1996
----------	------

## TOUCHDOWN PASSES ALLOWED PER GAME

Fewest:	.2, 1952 (2 in 10)
Most:	2.17, 2003 (26 in 12); 2.1, 2001 (23 in 11)

## GAMES LESS THAN 50 YARDS ALLOWED

Arizona:	5, 1942
----------	---------

## GAMES LESS THAN 100 YARDS ALLOWED

Arizona:	8, 1956
----------	---------

## GAMES MORE THAN 300 YARDS ALLOWED

Arizona:	6 - 2014; 6 - 2012; 6 - 2011; 4 -- 1980, 4 -- 2003 4 -- 2015 4 -- 2016
----------	--

## GAMES MORE THAN 200 YARDS ALLOWED

Arizona:	11 -- 2014; 11 -- 2003; 10 -- 2015 10 -- 2012
----------	--

## Scoring Defense (Min. 8-Game Season)

### POINTS ALLOWED PER GAME

Fewest:	2.8, 1929 (22 in 8)
Most:	38.3, 2016 (460 in 12) 35.76, 2015 (465 in 13); 35.75, 2003 (429 in 12)

### TOUCHDOWNS ALLOWED PER GAME

Fewest:	.38, 1929 (3 in 8)
Most:	5.16 (62 in 12) 4.67, 2003 (56 in 12)

### OPPONENTS' EXTRA POINTS BY KICKING

Fewest Made:	2, 1928
Fewest Att.:	3, 1929
Most Made:	59, 2016 (att. 60)
Most Att.:	60, 2015 (made 59)

### OPPS XP-KICKING PERCENTAGE

Highest:	1.000	2012 (56-56)
	1.000	2003 (55-55)
	1.000	2001 (48-48)
	1.000	2005 (35-35)
	1.000	2006 (28-28)
Lowest:	.285, 1937 (4-14)	

### CONSECUTIVE EXTRA POINTS ALLOWED BY KICKING

95	Washington St. 2004 to BYU 2007
----	---------------------------------

### TWO-POINT CONVERSIONS ALLOWED

Fewest Made:	0, Many seasons
Fewest Att.:	0, 2006, 2008, 2011
Most Made:	6, 1959 (att. 19); 6, 1958 (att. 17)
Most Att.:	19, 1960 (made 6)

### OPPONENTS' FIELD GOALS

Made:	22, 2002 (att. 27)
Attempted:	27, 2002 (made 22)

### OPPONENTS' FIELD GOAL PERCENTAGE

Highest:	86.7, 2012 (13 of 15)
	83.3, 2010 (15 of 18)
	81.4, 2002 (22 of 27)
Lowest:	14.3, 1964 (1 of 7)

### MOST POINTS ALLOWED BY KICKING

105	2015 (57 PAT, 16 FG)
-----	----------------------

### SAFETIES SCORED AGAINST ARIZONA

Season:	3, 1999;
Single game:	2 (at TCU '99)



## First Down Defense

### TOTAL ALLOWED PER GAME

Fewest:	7.2, 1937 (72 in 10)
Most:	26.1, 2012 (339 in 13)

### BY RUSHING ALLOWED PER GAME

Fewest:	4.2, 1993, (46 in 11)
Most:	14.1, 1958 (141 in 10)

### BY PASSING ALLOWED PER GAME

Fewest:	1.3, 1942 (13 in 10)
Most:	13.4, 2014 (188 in 14)

### BY PENALTY ALLOWED PER GAME

Fewest:	1, 1947 (1 in 10)
Most:	2.5, 2011 (30 in 12)

## Top 10 Arizona Defenses (national rank)

### TOTAL DEFENSE

1.	128.2	1935
2.	133.3	1939
3.	143.5	1937
4.	144.7	1936
5.	162.6	1940
6.	219.2	1946
7.	223.2	1938
8.	235.7	1942
9.	236.9	1993* (1)
10.	240.6	1968 (7)

### PASSING DEFENSE

1.	50.1 ypg	1939
2.	58.9	1936
3.	65.4	1935
4.	66.5	1942
5.	68.8	1937
6.	73.1	1948
7.	73.3	1956
8.	79.1	1961
9.	87.3	1954
10.	89.2	1953

### RUSHING DEFENSE (NATIONAL RANK)

1.	30.1 ypg	1993* (1)
2.	54.2	1940 (5)
3.	62.8	1935
4.	65.1	1992* (2)
5.	65.3	1994* (2)
6.	74.7	1938
7.	75.5	1984* (3)
8.	83.2	1939
9.	84.2	1936
10.	84.4	1986* (4)

### ARIZONA SCORING DEFENSE (POINTS PER GAME)

1.	2.8	1929
2.	4.1	1930
3.	4.4	1933
4.	5.0	1935
5.	5.4	1936
	5.4	1934
7.	7.6	1964
8.	8.8	1937
9.	8.9	1992* (1)
10.	9.2	1940

## Career Defensive Leaders

### TOTAL TACKLES, 250+ (LB UNLESS NOTED)

TT	Player	UT	AT	Years
566	Ricky Hunley	323	243	1980-83
552	Byron Evans	315	237	1983-86
529	Obra Erby	300	229	1973-76
420	Jon Abbott	274	146	1974-77
405	Marcus Bell	264	141	1996-99
400	LaMonte Hunley	183	217	1981-84
392	Chuck Cecil S	222	170	1984-87
383	Mark Jacobs	205	178	1974-76
372	Sam Giangardella	183	189	1977-80
357	Mark Arneson	186	171	1969-71
356	Mike Dawson	203	153	1972-75
339	Ransom Terrell	179	160	1970-73
322	Darren Case	133	189	1987-90
320	Sean Harris	248	72	1991-94
312	Spencer Larsen	209	103	02, 05-07
308	Lance Briggs	205	103	1999-02
296	Jared Tevis	199	97	2011-14
295	Darrell Brooks S	204	91	2002-05
291	Glenn Perkins	160	131	1978-82
282	Chris Singleton	171	111	1986-89
281	Chester Burnett	223	58	1993-97
279	Jeff Hammerschmidt S	171	108	1987-90
275	Ronnie Palmer	158	117	2005-08

### SOLO TACKLES (LB UNLESS NOTED)

UT	Player	TT	AT	Years
323	Ricky Hunley	566	243	1980-83
315	Byron Evans	552	237	1983-86
300	Obga Erby	529	229	1973-76
274	Jon Abbott DL	420	146	1974-77
264	Marcus Bell	405	141	1996-99
248	Sean Harris	320	72	1991-94
223	Chester Burnett	281	58	1993-97
222	Chuck Cecil DB	392	170	1984-87
209	Spencer Larsen	312	103	2002, 05-07
205	Lance Briggs	308	103	1999-2002
205	Mark Jacobs	383	178	1974-76

### ASSISTED TACKLES, CAREER

AT	Player	UT	TT	Years
243	Ricky Hunley LB	323	566	1980-83
237	Byron Evans LB	315	552	1983-86
229	Obga Erby LB	300	529	1973-76
217	LaMonte Hunley LB	183	400	1981-84
189	Sam GiangardellaLB	183	372	1977-80
189	Darren Case LB	133	322	1987-90
178	Mark Jacobs LB	205	383	1974-76
171	Mark Arneson LB	186	357	1969-71
170	Chuck Cecil DB	222	392	1984-87
160	Ransom Terrell LB	179	339	1970-73

### CAREER SACKS

Sacks	Player	Years
55	Tedy Bruschi, DE	1992-95
25.5	Ricky Elmore, DE	2007-10
25	David Wood, DT	1981-84
24.5	Joe Tafoya, DE	1997-2000
23.5	Rob Waldrop, DT	1990-93
22.5	Reggie Johnson, DT	1988-90
22.5	Jim Hoffman, DT	1991-94
22	Danny Lockett, OLB	1985-86
21.5	Joe Salave'a, DT	1994-97
21	Chuck Osborne, DT	1992-95

### INTERCEPTIONS

Int.	Player	Yards	TD	Years
21	Chuck Cecil S	241	2	1984-87
20	Jackie Wallace CB	250	2	1970-72
18	Chris McAlister CB	254	2	1996-98
15	Antoine Cason CB	349	3	2004-07
14	Darryll Lewis CB	252	2	1987-90
14	Allan Durden S	241	1	1982-85
13	Dave Liggins S	150	0	1978-80
13	Roussell Williams S	107	0	1972-74
13\$	Tony Bouie S	189	1	1991-94
12	Trevin Wade CB	203	2	2008-11
12	Michael Jolivet CB	128	1	2000-03
12\$	Ricky Hunley LB	134	2	1980-83
12	Randy Robbins S	204	4	1980-83
12	Dennis Anderson S	218	1	1973-75
12	Rich Moriarty B	78	0	1967-68
12	Eddie Wolgast B	200	1	1945-50



# Arizona Football Records

## PASSES BROKEN UP (INTS NOT INCL.)

PBU	Player, Pos.	Years
44	Michael Jolivet, CB	2000-03
38	Chuck Cecil, S	1984-87
35	Kelly Malveaux, CB	1994-97
32	Antoine Cason, CB	2004-07
32	Devin Ross, CB	2006-09
30	Shaquille Richardson, CB	2010-13
30	Lynnden Brown, S	1981-84
29	Brandon Sanders, S	1992-95
28	Trevin Wade, CB	2008-11
28	Randy Robbins, S	1980-83
27	Chris McAlister, CB	1996-98
27	Kelvin Hunter, CB	1996-99
26	James DeBow, S	1985-88
25	Jonathan McKnight, CB	2011-14
24	Martin Rudolph, CB	1984-86

## INTERCEPTIONS (SINGLE-SEASON)

Int.	Player	Yards	TD	Year
11	Jackie Wallace	135	1	1971
9	Chuck Cecil	77	0	1987
8	Jackie Wallace	115	1	1972
8	Rich Moriarty	75	0	1968
7½	Tony Bouie	131	0	1993
7*	Ricky Hunley	123	2	1983
7	Darryll Lewis	192	2	1990
7	John Black	91	0	1939
7	Dennis Anderson	72	0	1974
7	Dave Liggins	68	0	1980
6	Roussell Williams	72	0	1974
6	Dick Taylor	79	0	1940
6	Randy Robbins	85	1	1983
6	Allan Durden	108	1	1984
6	Allan Durden	42	0	1985
6	Chuck Cecil	22	0	1985
6	Chuck Cecil	142	2	1986
6	Chris McAlister	103	1	1996

§ Includes 1 fumble interception;

\*Includes 2 fumble interceptions

## Annual Defensive Leaders

### TOTAL TACKLES (FROM FILM THRU '87)

Year	Player, Pos. (UA+A)	Total Tackles
1973	Terrell Ransom, LB 105+70	175
1974	Mark Jacobs, LB 115+85	200
1975	Obra Erby, LB 117+71	188
1976	Obra Erby, LB 85+89	174
1977	Corky Ingraham, LB 72+81	153
1978	Sam Giangardella, LB 55+76	131
1979	Sam Giangardella, LB 57+55	112
1980	Jack Housley, LB 64+40	104
1981	Ricky Hunley, LB 74+47	121
1982	Ricky Hunley, LB 100+73	173
1983	Ricky Hunley, LB 99+77	176
1984	LaMonte Hunley, LB 72+96	168
1985	Byron Evans, LB 118+70	188
1986	Byron Evans, LB 111+85	196
1987	Chuck Cecil, S 80+56	136
1988	Chris Singleton, OLB 58+60	118
1989	Donnie Salum, LB 48+65	113
1990	Jeff Hammerschmidt, S 53+25	78
1991	Tony Bouie, S 63+26	86
1992	Sean Harris, LB 48+23	71
1993	Brant Boyer, LB 70+20	90
1994	Sean Harris, LB 72+17	89
1995	Charlie Camp, LB 62+280	90
1996	Chester Burnett, LB 98+26	124
1997	Chester Burnett, LB 73+20	93
1998	Marcus Bell, LB 82+57	139
1999	Marcus Bell, LB 73+51	124
2000	Lance Briggs, LB 77+36	113
2001	Lance Briggs, LB 59+34	93
2002	Lance Briggs, LB 67+31	98
2003	Clay Hardt, LB 59+28	87
2004	Darrell Brooks, S 48+25	73
2005	Darrell Brooks, S 62+31	93
2006	Spencer Larsen, LB 63+26	89
2007	Spencer Larsen, LB 87+44	131
2008	Ronnie Palmer, LB 45+40	85
2009	Devin Ross, CB 61+30	81
2010	Paul Vassallo, LB 77+25	102
2011	Derek Earls, LB 55+19	74
2012	Jake Fischer, LB 76+43	119
2013	Jake Fischer, LB 57+42	99
2014	Scooby Wright III, LB 99+64	163
2015	Will Parks, S 53+23	76
2016	Paul Magloire Jr., LB 58+23	81

## UNASSISTED TACKLES

Year	Player, Pos.	UA
1967	Otis Comeaux, LB	32
1968	Otis Comeaux, LB	34
1969	Bill Miller, DB	43
1970	Mark Arneson, LB	110
1971	Rich Dodson, LB	40
1972	Ransom Terrell, LB	66
1973	Ransom Terrell, LB	105
1974	Mark Jacobs, LB	115
1975	Obra Erby, LB	117
1976	Obra Erby, LB	85
1977	Jon Abbott, MG	100
1978	Cleveland Crosby, T	75
1979	Sam Giangardella, LB	57
1980	Dave Liggins, DB	68
1981	Ricky Hunley, ILB	74
1982	Ricky Hunley, ILB	100
1983	Ricky Hunley, ILB	99
1984	LaMonte Hunley, ILB	72
1985	Byron Evans, ILB	118
1986	Byron Evans, ILB	111
1987	Chuck Cecil, S	80
1988	Chris Singleton, OLB	62
1989	Chris Singleton, OLB	66
1990	Jeff Hammerschmidt, FS	53
1991	Tony Bouie, FS	86
1992	Brant Boyer, ILB	49
1993	Brant Boyer, ILB	70
1994	Sean Harris, ILB	72
1995	Charlie Camp, ILB	62
1996	Chester Burnett, ILB	98
1997	Chester Burnett, ILB	73
1998	Marcus Bell, ILB	82
1999	Marcus Bell, ILB	73
2000	Lance Briggs, ILB	77
2001	Lance Briggs, ILB	59
2002	Lance Briggs, ILB	67
2003	Clay Hardt, Rover	59
2004	Antoine Cason, CB	54
2005	Darrell Brooks, FS	62
2006	Spencer Larsen, LB	63
2007	Spencer Larsen, LB	87
2008	Ronnie Palmer, LB	45
2009	Devin Ross, CB	61
2010	Paul Vassallo, LB	77
2011	Derek Earls, LB	55
2012	Jake Fischer, LB	76
2013	Jake Fischer, LB	57
2014	Scooby Wright III, LB	99
2015	Paul Magloire Jr., LB/S	54
2016	Demetrius Flannigan-Fowles, S	59

## ASSISTED TACKLES

Year	Player, Pos.	AT
1967	Olden Lee, LB	56
1968	Otis Comeaux, LB	77
1969	Mark Arneson, LB	76
1970	Mark Arneson, LB	45
1971	Jim Johnson, T	65
1972	Ransom Terrell, LB	78
1973	Ransom Terrell, LB	70
1974	Mark Jacobs, LB	85
1975	Obra Erby, LB	71
1976	Obra Erby, LB	89
1977	Corky Ingraham, LB	81
1978	Sam Giangardella, LB	76
1979	Sam Giangardella, LB	55
1980	Sam Giangardella, LB	46
	Ricky Hunley, LB	46
1981	Gary Gibson, OLB	48
1982	Ricky Hunley, ILB	73
1983	LaMonte Hunley, ILB	79
1984	LaMonte Hunley, ILB	96
1985	Byron Evans, ILB	70
1986	Byron Evans, ILB	85
1987	Jerry Beasley, ILB	73
1988	Darren Case, ILB	74
1989	Darren Case, ILB	67
1990	Darren Case, ILB	38
1991	Heath Bray, FS/LB	34
1992	Sean Harris, ILB	23
1993	Brant Boyer, ILB	20
1994	Sean Harris, ILB	17
1995	Charlie Camp, ILB	28
1996	David Fipp, FS	37
1997	Marcus Bell, ILB	24
1998	Marcus Bell, ILB	57
1999	Marcus Bell, ILB	51
2000	Lance Briggs, ILB	36

2001	Lance Briggs, ILB	34
2002	Lance Briggs, ILB	31
2003	Joe Siofele, ILB	32
2004	Darrell Brooks, FS	25
2005	Darrell Brooks, FS	31
2006	Ronnie Palmer, LB	28
2007	Spencer Larsen, LB	44
2008	Ronnie Palmer, LB	40
2009	Xavier Kelley, LB	32
2010	P. Vassallo, LB / J. Perkins, S	25
2011	Paul Vassallo, LB	26
2012	J. Fischer, LB/M. Flowers, LB	43
2013	Jake Fischer, LB	42
2014	Scooby Wright III, LB	64
2015	Will Parks, S	23
2016	Paul Magloire Jr., LB	23

## TACKLES FOR LOSS

Year	Player, Pos.	TFL
1967	Gary Klahr, E	14
1968	Tom Nelson, T	29
1969	Charlie Duke, LB	16
1970	Bill McKinley, E	20
1971	Rich Dodson, LB	11
1972	Bob Crum, E/ Wally Brumfield, LB	11
1973	Mike Dawson, T	12
1974	Mike Dawson, T	11
1975	Mike Dawson, T	15
1976	Jon Abbott, T	11
1977	Jon Abbott, MG	18
1978	John Crawford, E	12
1979	Cleveland Crosby, T	16
1980	Ricky Hunley, LB	9
1981	Gary Shaw, NG	8
1982	Steve Boadway, OLB	9
1983	John Kaiser, OLB	14
1984	Steve Boadway, OLB	14
1985	Danny Lockett, OLB	15
1986	Stan Mataele, DT	14.5
1987	Dana Wells, NG	17
1988	Dana Wells, NG	17.5
1989	Chris Singleton, OLB	11
1990	Darren Case, ILB	6
1991	Mike Scurlock, ILB	8.5
1992	Rob Waldrop, NG	22
1993	Tedy Bruschi, DE	27.5
1994	Chuck Osborne, NG	15
1995	Tedy Bruschi, DE	19.5
1996	Joe Salave'a, DT	12
1997	Joe Salave'a, DT	17
1998	Marcus Bell, ILB	14
1999	Marcus Bell, ILB	14
2000	Joe Tafoya, DE	18
2001	Lance Briggs, ILB	14
2002	Lance Briggs, ILB	10.5
2003	J.Siofele, ILB/M.Molina, ILB	7.5
2004	Andre Torrey, DE	13.0
2005	Copeland Bryan, DE	10.5
2006	Spencer Larsen, LB	10.5
2007	Spencer Larsen, LB	15.5
2008	Ronnie Palmer, LB	11
2009	Earl Mitchell, DT	12.5
2010	Ricky Elmore, DE	13.0
2011	Derek Earls, LB	7.0
2012	Marquis Flowers, LB	13.0
2013	M. Flowers, LB/S. Tuihalamaka, DL	11.0
2014	Scooby Wright III, LB	29.0
2015	Reggie Gilbert, DL	8.5
2016	Michael Barton, LB	8.0





### SACKS (SEPARATE FROM TFL SINCE 1976)

Year	Player, Pos.	Sacks
1976	Gilbert Lewis, E	6
1977	Jon Abbott, MG	10
1978	John Crawford, E	7
1979	Cleveland Crosby, T	8
1980	Rickly Hunley, LB	5
1981	Gary Shaw, NG	7
1982	Ivan Lesnik, T	7
1983	John Barthalt, T	6
1984	Steve Boadway, OLB	13
1985	Danny Lockett, OLB	12
1986	Stan Mataele, DT	10.5
1987	Dana Wells, NG	7
1988	(Three Players)	5.5
1989	Chris Singleton, OLB	10
1990	Reggie Johnson, DT	11
1991	M. Scurlock, R. Holt	6.5
1992	Rob Waldrop, NG	10
1993	Tedy Bruschi, DE	19
1994	Chuck Osborne, NG	11
1995	Tedy Bruschi, DE	14.5
1996	Joe Salave'a, DT	6
1997	Joe Salave'a, DT	11.5
1998	Daniel Greer, DT	9
1999	Joe Tafoya, DT	10
2000	Joe Tafoya, DE	6
2001	Lance Briggs, ILB	6.5
2002	Joe Siofele, DE	5.5
2003	Siofele, M. Smith, M. Molina, A. Torrey	4.0
2004	Andre Torrey, DE	5.0
2005	Copeland Bryan, DE	7.5
2006	Louis Holmes, DE	4.0
2007	Lionel Dotson, DT	6.5
2008	Brooks Reed, DE	8.0
2009	Ricky Elmore, DE	10.5
2010	Ricky Elmore, DE	11
2011	C.J. Parish, DE	3
2012	Marquis Flowers, LB	5.5
2013	Sione Tuihalamaka, DL	5.0
2014	Scooby Wright III, LB	14.0
2015	Reggie Gilbert, DL	3.5
2016	M. Barton LB, D. Miller LB, P. Zellers DL	3.0

### BLOCKED KICKS

Year	Player, Pos.	Blocks
1967	Wally Scott, DB	5
1968	Greg Woodward, DB	2
1969	Jim Ventriglia, T	1
	Rick Stevenson, B	1
1970	Greg Boyd, B	1
1971	Greg Boyd, B	3
1972	Greg Boyd, B; Glen Gresham, LB	1
1973	Leon Lawrence, B	1
1974	None	
1975	Mike Dawson, T	1
1976	Jeff Whitton, T	1
1977	Jack Housley, LB; Darrell Solomon, MG	1
1978	(Four Players)	1
1979	Jack Housley, LB	1
1980	Bill Redman, B	2
1981	G. Shaw, NG; R. Robbins, CB, A. Gross, FS	1
1982	Larry Smith, SS	2
1983	(Five Players)	1
1984	(Four Players)	1
1985	(Three Players)	1
1986	Chuck Cecil, FS	2
1987	(Five Players)	1
1988	Scott Geyer, CB	2
1989	Arnulf Mobley, ILB	1
1990	(Three Players)	1
1991	(Three Players)	2
1992	Heath Bray, QB/WR	2
1993	B. Sanders DB, J. Hoffman DL, R. Dice WR	1
1994	S. Harris, T. Bruschi	1
1995	(Three Players)	1
1996	T. Canidate, M. Smith	1
1997	J. Salave'a, McAlister, D. Fipp	1
1998	Chris McAlister, Peter Hansen	2
1999	Peter Hansen	3
2000	Peter Hansen	2
2001	Malosi Leonard, Andrae Thurman	1
2002	Michael Jolivet, Carlos Williams	2
2003	None	0
2004	C. Bryan, M. Hollingsworth	1
2005	None	0
2006	Earl Mitchell	1
2007	None	0
2008	David Roberts	1
2009	Orlando Vargas	1

2010	J. Washington, M. Usman, D. Roberts	1
2011	Team	1
2012	None	0
2013	None	0
2014	Tellas Jones	1
2015	DaVonte Neal	1
2016	None	0

### INTERCEPTIONS (YDS. RETURNED-TD)

(\*includes fum ret [in-air] prior to rule change)

Year	Player, Pos.	INT
1958	Dave Hibbert, HB (58)	4
1959	Warren Livingston, HB (41-1)	3
1960	4 players (12)	1
1961	Gary Kenley, HB (79)	4
1962	C. Starkey, DL (18), L. Fairholm, HB (7)	2
1963	Rickie Harris, CB (25)	3
1964	Woody King, S (46)	5
1965	Woody King, S (44-1)	5
1966	Phil Albert, S (8)	3
1967	O. Lee (31), O. Comeaux (0)	4
1968	Rich Moriarty (75)	8
1969	B. Miller (57), J. Black (32), CBs	3
1970	Justin Lanne, S (23)	5
1971	Jackie Wallace, CB (135-1)	11
1972	Jackie Wallace, CB (115-1)	8
1973	Glen Gresham, LB (59)	3
1974	Dennis Anderson, S (72)	7
1975	Dennis Anderson, S (141-1)	4
1976	Van Cooper, CB (60)	3
1977	Corky Ingraham, LB (49)	4
1978	Corky Ingraham, LB (34)	3
1979	Dave Liggins, S (59)	5
1980	Dave Liggins, S (60)	5
1981	Tony Neely, S (98-1)	4
1982	Randy Robbins, CB (85-1)	6
1983	Ricky Hunley, LB (123-2)	7
1984	Allan Durden, S (108-1)	6
1985	Allan Durden, S (42)	6
1986	Chuck Cecil, S (142-2)	6
1987	Chuck Cecil, S (77)	9
1988	T. Burden (20), D. Lewis (22), CB	2
1989	Darryll Lewis, CB (39)	5
1990	Darryll Lewis, CB (192-2)	7
1991	Darryll Morrison, CB (67-1)	3
1992	Tony Bouie, S (9-0); B. Sanders, S (77-1)	4
1993	Tony Bouie, S (100)	6
1994	(Four Players — 182-1)	1
1995	Brandon Sanders, S (0)	2
1996	Chris McAlister, CB (103-1)	6
1997	Chris McAlister, CB (45)	4
1998	Chris McAlister, CB (64-1)	5
1999	(Five Players — 36-1)	1
2000	Michael Jolivet, CB (50)	5
2001	Michael Jolivet, CB (78-1)	5
2002	Ray Wells, LB (78-1)	3
2003	Michael Jolivet, CB (0)	2
2004	Antoine Cason, CB (88)	4
2005	Michael Johnson, S (45-1)	4
2006	Antoine Cason, CB (57-1)	3
2007	Antoine Cason, CB (164-2)	5
	Nate Ness, S (91-0)	5
2008	M. Hundley, CB (77-0); T. Wade, CB (78-0)	4
2009	Trevin Wade, CB (40-1)	5
2010	Joe Perkins, S (22); S. Richardson, CB (0)	2
2011	Shaquille Richardson, CB (73)	4
2012	Jonathan McKnight, CB (71-1)	3
	Marquis Flowers, LB (18)	3
2013	Tra'Mayne Bondurant, S (79-2)	4
2014	Jourdon Grandon, S (5-0)	3
2015	Jamar Allah, S (38-0)	3
	Cam Denson, CB (31-0)	3
2016	D. Flannigan-Fowles, S (1-0)	2
	Dane Cruikshank, CB (3-0)	2

### PASSES BROKEN UP (does not include INTs)

Year	Player, Pos.	PBU
1967	Frank Jenkins, DB; Doug Schleuter, B	4
1968	Bill Miller, B	17
1969	(Three Players)	5
1978	Mark Arneson, LB; Jim Ventriglia, T	7
1971	Jackie Wallace, DB	7
1972	Russell Williams, DB	4
1973	Leon Lawrence, DB	7
1974	Mark Jacobs, LB	5
1975	Dennis Anderson, DB	6
1976	Van Cooper, DB	11
1977	Corky Ingraham, LB	5
1978	Reggie Ware, DB	6
1979	Reggie Ware, DB	4

1980	Marcellus Greene, DB	11
1981	John Pace, ILB	6
1982	Al Gross, SS	9
1983	Randy Robbins, CB	17
1984	Lynnden Brown, CB	19
1984	Gordon Bunch, CB	19
1985	Gordon Bunch, CB	14
1986	Chuck Cecil, S	19
1987	Chuck Cecil, S	12
1988	J. DeBow, T. Burden	7
1989	Chris Wright, SS	9
1990	Darryll Lewis, CB	11
1991	Richard Holt, CB	10
1992	Keshon Johnson, CB	9
1993	Claudius Wright, CB	9
1994	Brandon Sanders, S	9
1995	Kelly Malveaux, CB	8
1996	Kelly Malveaux, CB	11
1997	Kelly Malveaux, CB	10
1998	Chris McAlister, CB	15
1999	Kelvin Hunter, CB	8
2000	Michael Jolivet, CB	14
2001	Michael Jolivet, CB	20
2002	Gary Love, CB	5
2003	Michael Jolivet, CB	6
2004	Darrell Brooks, FS	9
2005	Wilrey Fontenot, CB	6
2006	Wilrey Fontenot, CB	8
2007	Antoine Cason, CB	14
2008	Devin Ross, CB	13
2009	Devin Ross, CB	12
2010	Robert Golden, CB	12
2011	Trevin Wade, CB	13
2012	Shaquille Richardson, CB	14
2013	Jonathan McKnight, CB	8
2014	Johnathan McKnight, CB	13
2015	Will Parks, S	7
2016	Jace Whittaker, CB	11

### FUMBLES RECOVERED

Year	Player	FR
1967	(Four Players)	2
1968	(Three Players)	2
1969	(Four Players)	2
1970	Bill McKinley, E	3
1971	(Five Players)	2
1972	(Three Players)	2
1973	Ransom Terrell, LB	5
1974	Dennis Anderson, DB	3
1975	M. Dawson, DT, Jon Abbott, DT	3
1976	(Six Players)	2
1977	J. Abbott, K. Straw	3
1978	Cleveland Crosby, T	4
1979	Sam Giangardella, LB	3
1980	Reggie Ware, DB	3
1981	Gary Shaw, NG	4
1982	John Kaiser, OLB	3
1983	R. Hunley LB, J. Kaiser OLB	3
1984	Greg Turner, CB	4
1985	(Two Players), ILB	2
1987	Jerry Beasley LB	3
1988	(Three Players)	2
1989	Darryll Lewis, CB	3
1990	Paul Glonek, DT	2
1991	Bobby Roland, SS	3
1992	T. Demps DE, B. Sanders SS	2
1993	Akil Jackson, OLB	5
1994	Tedy Bruschi, DE	4
1995	B. Sanders, D. Stewart, CB	2
1996	Van Tuinei, DE	3
1997	DeShon Polk, OLB	3
1998	S. Sprotte SS, D. Greer DT, J. Tafoya DE	2
1999	(Six Players)	1
2000	Keoni Fraser, DT	5
2001	Lance Briggs LB, Jarvie Worcester FS	2
2002	Lance Briggs LB, Pat Howard, LB	2
2003	Four players	2
2004	Four Players	3
2005	(Seven Players)	1
2006	Spencer Larsen, LB	3
2007	Spencer Larsen, LB	4
2008	Donald Horton, DT	2
2009	(Seven Players)	1
2010	(10 Players)	1
2011	(Four players)	1
2012	Jake Fischer, LB	4
2013	Marquis Flowers, LB	2
2014	Tra'Mayne Bondurant, LB/S	3
2015	(Five players)	1
2016	Brandon Rutt, LB; Cody Iplito, LB	2



# Arizona Football Records

## FUMBLES CAUSED

Year	Player, Pos.	FF
1973	Rex Naumetz, DT	3
1974	Willis Barrett, E	3
1975	Mike Dawson, T	3
1976	Gilbert Lewis, E	3
1977	Ken Creviston, B	4
1978	Cleveland Crosby, T	4
1979	(Three Players)	3
1980	Ricky Hunley, ILB	3
1981	J. Pace, R. Hunley	4
1982	G. Perkins, R. Moret	3
1983	Ricky Hunley, ILB	5
1984	C. Vesling, J. Drake	2
1985	Byron Evans, ILB	3
1986	C. Cecil, F. Gibson	3
1987	Chris Singleton, OLB	3
1988	Chris Singleton, OLB	5
1989	Darryll Lewis, CB	3
1990	Jeff Hammerschmidt, FS	4
1991	(Three Players)	2
1992	Jim Hoffman, DT	3
1993	Brandon Sanders, SS	3
1994	J. Salave'a, C. Lopez, S. Harris	2
1995	C. Osborne, J. Sprotte	2
1996	J. Salave'a, C. Burnett	3
1997	Four players	2
1998	Scooter Sprotte, ILB	4
1999	Joe Tafoya, DT	2
2000	Jarvie Worcester, FS	3
2001	L. Briggs, J. Jackson, Y. Thompson	2
2002	(Six Players)	2
2003	Gary Love, Joe Siofele	3
2004	Pat Howard-LB, Carlos Williams DT	4
2005	Darrell Brooks, FS	2
2006	Larsen, LB, Palmer, LB, Holmes DE	2
2007	Spencer Larsen, LB	3
2008	Brooks Reed, DE	3
2009	Cam Nelson, S	3
2010	Mike Turner, CB/ST	3
2011	Jourdon Grandon, NB	2
2012	Jared Tevis, S	4
2013	Jared Tevis, S	3
2014	Scooby Wright III, LB	6
2015	Will Parks, S	2
2016	Parker Zellers, DL	2

## Team National Top 10 Marks

### TOTAL OFFENSE PER GAME

1941	2	357.3 yds.
1954	3	402.0 yds.
1961	5	378.2 yds.
1975	5	424.2 yds.
1999	3	471.9 yds.
2012	7	526.2 yds.

### PASSING OFFENSE PER GAME

1941	1	177.7 yds.
1947	2	168.0 yds.
1957	4	154.0 yds.*
1961	10	145.6 yds.
1966	3	255.1 yds.
2007	10	308.5 yds.
2010	9	307.7 yds.
2011	3	370.8 yds.

\*Led nation in PA (294) and PC (154)

### RUSHING OFFENSE

1952	9	254.8 yds.
1953	8	268.9 yds.
1954	7	276.5 yds.

### SCORING

1941	9	25.3 pts.
1952	7	28.5 pts.
1954	2	38.5 pts.
1975	9	30.0 pts.
1983	8	32.1 pts.

### PUNT RETURNS

1948	9	17.6 avg. (15 for 264)
1952	2	20.1 avg. (28 for 563)
1960	1	17.7 avg. (18 for 319)
1961	2	16.8 avg. (24 for 394)
1999	2	17.6 avg. (29 for 509)
2002	4	16.6 avg. (20 for 332)
2008	3	17.8 avg. (33 for 587)
2009	4	15.3 avg. (16-245)

### KICKOFF RETURNS

1951	8	20.7 avg. (41 for 850)
1953	4	21.9 avg. (32 for 702)
1954	1	26.1 avg. (39 for 1,017)
1968	3	25.1 avg. (25 for 628)
1972	5	24.6 avg. (45 for 1,105)
1993	3	26.8 avg. (26 for 697)
2009	10	24.9 av. (53 for 1,320)

## NET PUNTING (NET AVG.)

1985	7	59 for 39.9 avg.
1992	2	80 for 40.8 net avg.
1996	9	63 for 40.5 net avg.

## PUNTING (DEFUNCT SINCE 'NET')

1960	6	43 for 41.9 avg.
1965	7	75 for 41.6 avg.
1972	6	79 for 41.8 avg.
1974	8	55 for 41.6 avg.
1975	3	53 for 43.4 avg.
1982	6	66 for 41.1 avg.

## TURNOVER MARGIN

1985	2	+1.82 per game
1989	3	+1.27 per game
1992	10	+1.00 per game
1996	7	+1.18 per game

## TOTAL DEFENSE

1939	6	2.48 yds. per play
1968	7	240.6 yds. per game
1992	2	253.0 yds. per game
1993	2	236.9 yds. per game
1994	10	287.6 yds. per game
1995	7	270.5 yds. per game

## RUSHING DEFENSE

1940	5	1.53 yds. per play
1983	6	98.3 yds. per game
1984	3	75.5 yds. per game
1985	9	108.7 yds. per game
1986	4	84.4 yds. per game
1992	2	65.1 yds. per game
1993	1	30.1 yds. per game
1994	2	65.1 yds. per game
2000	8	88.5 yds. per game

## SCORING DEFENSE

1964	10	7.6 pts. per game
1068	8	1.5 pts. per game
1985	7	12.1 pts. per game
1992	1	8.9 pts. per game
1993	9	14.6 pts. per game

## FIRST DOWN DEFENSE

2008	7	15.31 (199 in 13)
------	---	-------------------

## FIRST DOWN OFFENSE

2011	8	25.8 per game
------	---	---------------

## INTERCEPTIONS

1940	3	31
1948	8	20
1954	8	20
1975	3	15

## FUMBLES RECOVERED

2003	8	(18 total)
------	---	------------

## FUMBLES LOST

2003	6	(7)
2006	6	(5)
2011	6	(6)

## 4TH DOWN CONVERSION

2006	9	(66.7%)
------	---	---------

## 4TH DOWN CONVERSION DEFENSE

2006	1	(10%)
------	---	-------

## PASS INTERCEPTION AVOIDANCE

1975	1	1.3% (3 in 236)
------	---	-----------------

## FEWEST PENALTIES PER GAME

2008	6	4.08 (53 in 13)
2013	8	4.00 (52 in 13)

## FEWEST YARDS PENALIZED/GM

2008	7	35.15 (457 in 13)
------	---	-------------------

## MOST PENALIZED

1954	8	71 for 698
1955	7	84 for 708

## TIME OF POSSESSION/GAME

2008	10	32:11
------	----	-------

## RED-ZONE OFFENSE

2008	6	92% (55 for 60, 45TD/10FG)
------	---	----------------------------

## Indiv. Top 10 Leaders

### PASSING

1947	3	Fred Enke (88-184 for 1,406 yds.)
1956	6	Ralph Hunsaker (75-148 for 823 yds.)
1958	2	Ralph Hunsaker (106-191 for 1,229 yds.)
1961	8	Eddie Wilson (79-154 for 1,294 yds.)
1966	2	Marc Reed (193-365 for 2,368 yds.)
2007	9	Willie Turtama (306.9 ypg)
2011	2	Nick Foles (32.3 completions per game)
2011	3	Nick Foles (361.17 yards per game)
2011	5	Nick Foles (4334 total passing yards)

## TOTAL OFFENSE

1939	5	John Black (281 for 1,133 yds.)
1947	1	Fred Enke (329 for 1,941 yds.)
1954	4	Art Luppino (179 for 1,359 yds.)
1955	2	Art Luppino (211 for 1,313 yds.)
1961	5	Eddie Wilson (181 for 1,377 yds.)
1966	2	Marc Reed (419 for 2,294 yds.)
1973	8	Bruce Hill (368 for 1,915 yds.)
1974	8	Bruce Hill (384 for 2,118 yds.)
1975	7	Bruce Hill (314 for 2,021 yds.)
2011	4	N. Foles (603 for 3,526 yds; 352.58 ypg)
2012	6	Matt Scott (612 for 4126; 343.8 ypg)

## RUSHING OFFENSE

1939	8	John Black (172 for 630 yds.)
1947	8	Charles Hall (124 for 686 yds.)
1953	3	Ken Cardella (148 for 915 yds.)
1954	1	Art Luppino (179 for 1,359 yds.)
1955	1	Art Luppino (209 for 1,313 yds.)
1960	9	Bobby Lee Thompson (92 for 732 yds.)
1961	9	Bobby Lee Thompson (103 for 752 yds.)
1999	7	Trung Canidate (154.6, 253-1,602)
2012	1	Ka'Deem Carey (148.4, 303-1929)
2013	2	Ka'Deem Carey (157.1, 349-1885)

## PASSING EFFICIENCY RATING

1960	1	Eddie Wilson (140.8)
1961	1	Eddie Wilson (134.2)
1998*	-	Keith Smith (174.2) (15 att. shy of 2nd)

## PASS RECEIVING

1941	1	Hank Stanton (50 for 820 yds.)*
1947	4	John Smith (31 for 568 yds.)
1948	4	Bob Larsen (35 for 408 yds.)
1957	8	Gene Leek (29 for 310 yds.)
1958	1	Dave Hibbert (61 for 606 yds.)*
1966	3	Jim Greth (76 for 1003 yds.)
1974	7	Theopolis Bell (53 for 700 yds.)
1976	6	Keith Hartwig (54 for 1,134 yds.)
1999	3	D. Northcutt (118.50 ypg, 88-1,422)
2002	5	Bobby Wade (115.8 ypg)
2002	5	Bobby Wade (7.8 ypg)
2002	7	Bobby Wade (1389 receiving yds.)
2010	8	Juron Criner (94.85 ypg)
2010	9	Juron Criner (1233 yds)
2012	6	Austin Hill (1364 yds)
2012	7	Austin Hill (104.9 yds per game)

## PUNTING

1941	10	Emil Banjavcic (41 for 410.5)
1955	8	Ed McCluskey (33 for 40.6)
1965	2	Joe Payton (56 for 44.6)
1972	7	Marty Shuford (77 for 42.5)
1974	9	Mitch Hoopes (55 for 41.8)
1975	7	Dennis Anderson (53 for 43.5)
2011*	-	Kyle Duganzic (40-46.0) (4 att shy of 6th)

## ALL-PURPOSE RUNNING

1954	1	Art Luppino (2193 yds.)*
1955	1	(Tie) Art Luppino (1,702 yds.)
1961	2	Bobby Lee Thompson (1,575 ypg)
1987	6	Derek Hill (152.0 ypg)
1999	2	Dennis Northcutt (187.42 ypg)
2002	7	Bobby Wade (162.4 ypg)
2012	7	Ka'Deem Carey (172.9 ypg)
2013	5	Ka'Deem Carey (171.5 ypg)

## SCORING

1954	1	Art Luppino (166 pts.)*
1955	3	Art Luppino (96 pts.)
1960	10	Joe Hernandez (76 pts.)
1983	5	Max Zendejas (99 pts.)
1994	9	Steve McLaughlin (95 pts.)
2012	6	Ka'Deem Carey (144 pts.)
2013	9	Ka'Deem Carey (120 pts.)

## PUNT RETURNS

1963	7	Rickie Harris (12 for 209 yds.)
1964	9	Floyd Hudlow (8 for 251 yds.)
1979	10	Marcellus Greene (15 for 183 yds.)
1999	1	Dennis Northcutt (18.96, 23-436)
2009*	-	Bug Wright (17.50, 12-210) (2 att. shy 3rd)

## KICKOFF RETURNS

1951	9	Gil Gonzales (13 for 348)
1954	1	Art Luppino (20 for 632 yds.)
1959	7	Walt Mince (14 for 329 yds.)
1963	9	Floyd Hudlow (13 for 422 yds.)
1972	5	Theopolis Bell (8 for 449 yds.)
1975	3	Theopolis Bell (16 for 453 yds.)
1982	2	Vance Johnson (13 for 353 yds.)

## PASS INTERCEPTIONS

1939	4	John Black (7 for 69)
1968	10	Rich Moriarty (8 for 75 yds.)
1971	2	Jackie Wallace (11 for 135 yds.)
1972	4	Jackie Wallace (8 for 115 yds.)
1974	3	Dennis Anderson (7 for 72 yds.)
1983	7	Ricky Hunley (7 for 123)
1984	10	(Tie) Allan Durden (6 for 108 yds.)
1986	10	(Tie) Chuck Cecil (6 for 142 yds.)
1987	2	Chuck Cecil (9 for 77 yds.)
1990	7	Darryll Lewis (7 for 192)
1993	7	(Tie) Tony Bouie (6-100)
1996	5	(Tie) Chris McAlister (6-103)





# Game-by-Game Starters (Since 1992)

## 1992

Offense	WR	WR	LT	LG	C	RG	RT	TE/SL	QB	FB	TB
Utah St	Dickey	Corral	Stamer	Johnson	Tagoai	Ciasca	Heemsbergen	Griffith	Malauulu	LtLovett	Carter
WSU	Vaughn	Corral	Stamer	Johnson	Tagoai	Ciasca	Heemsbergen	Griffith	Malauulu	LtLovett	Carter
OSU	Vaughn	Dickey	Stamer	Ciasca	Tagoai	Smith	Heemsbergen	Levy	Malauulu	LtLovett	Carter
Miami	Plousha	Corral	Stamer	Johnson	Tagoai	Smith	Heemsbergen	Griffith	Bray	B. Johnson	Carter
UCLA	Vaughn	Dickey	Stamer	Johnson	El-Mashtoub	Smith	Heemsbergen	Griffith	Malauulu	LtLovett	Carter
Stan	Vaughn	Dickey	Stamer	Johnson	Tagoai	Smith	Heemsbergen	Griffith	Malauulu	B. Johnson	Carter
Cal	Vaughn	Corral	Stamer	Johnson	El-Mashtoub	Smith	Heemsbergen	Griffith	Malauulu	Lewis TE	Carter
NMSU	Vaughn	LewisTE	Stamer	Johnson	El-Mashtoub	Smith	Heemsbergen	Griffith	Malauulu	B. Johnson	Carter
Wash	C. Taylor	LewisTE	Stamer	Johnson	El-Mashtoub	Smith	Heemsbergen	Griffith	Malauulu	L.HarrisTE	Carter
USC	Vaughn	Dickey	Stamer	V. Smith	El-Mashtoub	Smith	Heemsbergen	Griffith	Malauulu	Lewis TE	Carter
ASU	Corral	Dickey	Stamer	V. Smith	El-Mashtoub	Smith	Heemsbergen	Griffith	Malauulu	Lewis TE	Johnson
Baylor	Vaughn	Dickey	Stamer	V. Smith	Tagoai	Smith	Heemsbergen	Griffith	Malauulu	Bray WR	Carter

Defense	OLB	DT	NG	DE/MLB	OLB	ILB	ILB	LC	SS	FS	RC
Utah St	Maddox	Parten	Waldrop	Bruschi	Lee	S.Harris	Camp	K. Johnson	Sanders	Bouie	Phillips
WSU	Maddox	Parten	Waldrop	Hopkins	Lee	S.Harris	Camp	K. Johnson	Sanders	Bouie	Morrison
OSU	Maddox	Parten	Waldrop	Boyer	Lee	S.Harris	Camp	K. Johnson	Sanders	Bouie	Morrison
Miami	Maddox	Parten	Waldrop	Hopkins	Lee	S.Harris	Camp	K. Johnson	Sanders	Bouie	Morrison
UCLA	Maddox	Parten	Waldrop	Hopkins	Lee	S.Harris	Camp	K. Johnson	Sanders	Bouie	Morrison
Stan	Maddox	Parten	Waldrop	Hopkins	Lee	S.Harris	Boyer	K. Johnson	Sanders	Bouie	Morrison
Cal	Maddox	Parten	Waldrop	Hopkins	Lee	S.Harris	Boyer	K. Johnson	Sanders	Bouie	Morrison
NMSU	Maddox	Hoffman	Waldrop	Hopkins	Lee	Camp	Boyer	K. Johnson	Sanders	Bouie	Phillips
Wash	Maddox	Hoffman	Waldrop	Hopkins	Lee	S.Harris	Boyer	K. Johnson	Sanders	Bouie	Morrison
USC	Maddox	Hoffman	Waldrop	Hopkins	Lee	S.Harris	Boyer	K. Johnson	Sanders	Bouie	Morrison
ASU	Maddox	Hoffman	Waldrop	Hopkins	Lee	S.Harris	Boyer	K. Johnson	Sanders	Bouie	Morrison
Baylor	Maddox	Parten	Waldrop	Hopkins	Lee	S.Harris	Boyer	K. Johnson	Sanders	Bouie	Morrison

## 1993

Offense	WR	LT	LG	C	RG	RT	TE	QB	WR	RB	RB
UTEP	Thomas/TE	Stamer	Poumele	El-Mashtoub	Ciasca	Smigiel	Lewis	White	Harris/TE	Carter	Johnson
Pacific	Dice	Tagoai	E. Johnson	El-Mashtoub	Smith	Ciasca	Lewis	White	Dickey	Johnson	Johnson
Illinois	Vaughn	Tagoai	E. Johnson	El-Mashtoub	Smith	Ciasca	Lewis	White	Dickey	Carter	Lt.Lovett
Ore St	Vaughn	Tagoai	Poumele	El-Mashtoub	Smith	Ciasca	Lewis	White	Dickey	Carter	Lt.Lovett
USC	Vaughn	Tagoai	Poumele	El-Mashtoub	Smith	Ciasca	Lewis	White	Dickey	Carter	Johnson
Stan	Taylor	Stamer	Poumele	El-Mashtoub	Smith	Tagoai	Lewis	White	Dickey	Carter	Johnson
WSU	Vaughn	Tagoai	Poumele	Ott	Smith	Smigiel	Lewis	White	Harris/TE	Carter	Johnson
UCLA	Vaughn	Tagoai	Poumele	El-Mashtoub	Smith	Smigiel	Lewis	White	Dickey	Carter	Johnson
Oregon	Vaughn	Tagoai	Poumele	El-Mashtoub	Smith	Smigiel	Lewis	Levy	Harris/TE	Carter	Johnson
Cal	Vaughn	Tagoai	Poumele	El-Mashtoub	Smith	Smigiel	Lewis	Levy	White/WR	Carter	Johnson
ASU	Vaughn	Tagoai	El-Mash	Ott	Smith	Smigiel	Lewis	White	Dickey	Carter	Johnson
Miami-Fiesta	Vaughn	Tagoai	E. Johnson	El-Mashtoub	Smith	Smigiel	Lewis	White	Dickey	Carter	Lt.Lovett

Defense	DE	DT	DT	DE	OLB	ILB	ILB	CB	SS	FS	CB
UTEP	Bruschi	Hoffman	Waldrop	Hopkins	Jarrett	SHarris	Boyer	Scurlock	B. Sanders	Bouie	Phillips
Pacific	Bruschi	Hoffman	Waldrop	Hopkins	Jarrett	SHarris	Boyer	Wright	B. Sanders	Bouie	Phillips
Illinois	Bruschi	Hoffman	Waldrop	Hopkins	Jarrett	SHarris	Boyer	Wright	B. Sanders	Bouie	Phillips
Ore St	Bruschi	Hoffman	Waldrop	Hopkins	Jarrett	SHarris	Boyer	Wright	B. Sanders	Bouie	Phillips
USC	Bruschi	Hoffman	Waldrop	Hopkins	Jarrett	SHarris	Boyer	Wright	B. Sanders	Bouie	Phillips
Stan	Bruschi	Hoffman	Waldrop	Hopkins	Jarrett	SHarris	Boyer	Wray	B. Sanders	Bouie	Phillips
WSU	Bruschi	Hoffman	Waldrop	Hopkins	Jarrett	SHarris	Boyer	Wright	B. Sanders	Bouie	Phillips
UCLA	Bruschi	Hoffman	Waldrop	Hopkins	Jarrett	SHarris	Boyer	Wright	B. Sanders	Bouie	Phillips
Oregon	Bruschi	Hoffman	Waldrop	Hopkins	Jarrett	SHarris	Boyer	Wright	B. Sanders	Bouie	Phillips
Cal	Bruschi	Hoffman	Waldrop	Hopkins	Jarrett	SHarris	Boyer	Wright	B. Sanders	Bouie	Phillips
ASU	Bruschi	Hoffman	Waldrop	Hopkins	Jarrett	SHarris	Boyer	Wright	B. Sanders	Bouie	Phillips
Miami	Bruschi	Hoffman	Waldrop	Hopkins	Jarrett	SHarris	Boyer	Wright	B. Sanders	Bouie	Phillips

## 1994

Offense	WR	LT	LG	C	RG	RT	TE	QB	WR	RB	FB
Ga Tech	Dice	Stamer	Poumele	El-Mashtoub	Smith	Smigiel	L.Harris	White	Lovett	Carter	Patterson
NMSU	Dice	Stamer	Poumele	El-Mashtoub	Smith	Smigiel	L.Harris	White	Lovett	Carter	Patterson
Stan	Dice	Stamer	Poumele	El-Mashtoub	Smith	Smigiel	L.Harris	White	Lovett	Carter	Patterson
Ore ST	Dice	Stamer	Poumele	El-Mashtoub	Smith	Smigiel	L.Harris	White	Lovett	Carter	Patterson
Colo St	Dice	Tagoai	Poumele	Ott	Smith	Smigiel	L.Harris	White	Lovett	Carter	Patterson
Wash St	C. Taylor	Tagoai	Poumele	El-Mashtoub	Smith	Smigiel	L.Harris	White	Lovett	Carter	Patterson
UCLA	Dice	Tagoai	Poumele	El-Mashtoub	Smith	Smigiel	L.Harris	White	Lovett	Carter	Patterson
Oregon	Dice	Stamer	Poumele	El-Mashtoub	Smith	Tagoai	L.Harris	White	C. Taylor	Carter	Patterson
Cal	Dice	Stamer	Poumele	El-Mashtoub	Smith	Tagoai	L.Harris	White	Lovett	Carter	Myles
USC	Dice	Stamer	Poumele	El-Mashtoub	Smith	Tagoai	L.Harris	White	Lovett	Carter	Myles
ASU	Dice	Stamer	Poumele	El-Mashtoub	Smith	Tagoai	L.Harris	White	Lovett	Carter	Myles
Utah	Dice	Stamer	Poumele	El-Mashtoub	Smith	Smigiel	L.Harris	White	Lovett	Carter	Myles

Defense	DE	DT	DT	DE	OLB	ILB	ILB	CB	SS	FS	CB
Ga Tech	Bruschi	Hoffman	Osborne	AJackson	Demps	SHarris	Gosar	Wray	B. Sanders	Bouie	Wright
NMSU	Bruschi	Hoffman	Osborne	AJackson	Demps	SHarris	Gosar	Scurlock	B. Sanders	Bouie	Wright
Stan	Bruschi	Hoffman	Osborne	AJackson	Demps	SHarris	Camp	Scurlock	B. Sanders	Bouie	Wright
Ore ST	Bruschi	Hoffman	Osborne	AJackson	Lopez	Gosar	Camp	Scurlock	B. Sanders	Bouie	Wright
Colo St	Bruschi	Salave'a	Osborne	AJackson	Lopez	SHarris	Camp	Scurlock	B. Sanders	Bouie	Wright
Wash St	Bruschi	Hoffman	Osborne	AJackson	Lopez	SHarris	Camp	Scurlock	B. Sanders	Bouie	Malveaux
UCLA	Bruschi	Hoffman	Osborne	AJackson	Lopez	SHarris	Camp	Wray	B. Sanders	Bouie	Malveaux
Oregon	Sprotte	Salave'a	Osborne	AJackson	Lopez	SHarris	Camp	Wray	B. Sanders	Bouie	Malveaux
Cal	Bruschi	Hoffman	Osborne	AJackson	Lopez	SHarris	Camp	Scurlock	B. Sanders	Bouie	Malveaux
USC	Bruschi	Hoffman	Osborne	AJackson	Lopez	SHarris	Camp	Scurlock	B. Sanders	Bouie	Malveaux
ASU	Bruschi	Salave'a	Osborne	AJackson	Lopez	SHarris	Camp	Scurlock	B. Sanders	Bouie	Wright
Utah	Bruschi	Salave'a	Osborne	AJackson	Lopez	SHarris	Camp	Scurlock	B. Sanders	Bouie	Wright

# Game-by-Game Starters (Since 1992)



## 1995

Offense	WR	LT	LG	C	RG	RT	TE	QB	TB	FB	WR
Pacific	Dice	McCutcheon	Middleton	Ott	Hand	Walker	Metzler	White	G. Taylor	Myles	R. Williams
Ga Tech	Dice	McCutcheon	Middleton	Ott	Usu	Walker	Metzler	White	G. Taylor	Myles	R. Williams
Illinois	Dice	McCutcheon	Middleton	Ott	Watson	Walker	Metzler	White	G. Taylor	Myles	R. Williams
USC	Dice	McCutcheon	Watson	Ott	Usu	Walker	Metzler	White	G. Taylor	Myles	R. Williams
Cal	Dice	McCutcheon	Watson	Ott	Usu	Walker	Metzler	White	G. Taylor	Myles	R. Williams
UCLA	Holmes	Ott	Watson	Wyatt	Usu	Walker	Metzler	White	G. Taylor	Myles	R. Williams
Wash	C. Taylor	Ott	Middleton	Wyatt	Watson	Walker	Metzler	Batten	G. Taylor	Myles	R. Williams
WSU	C. Taylor	Ott	Middleton	Wyatt	Watson	Walker	Metzler	White	G. Taylor	Myles	R. Williams
OSU	C. Taylor	Ott	Middleton	Wyatt	Usu	Walker	Metzler	White	G. Taylor	Hooper	R. Williams
Oregon	C. Taylor	Ott	Middleton	Wyatt	Usu	Walker	Lucky	White	G. Taylor	Myles	R. Williams
ASU	C. Taylor	McCutcheon	Middleton	Wyatt	Ott	Walker	Lucky	White	G. Taylor	Myles	R. Williams

Defense	DE	DT	DT	DE	OLB	ILB	ILB	CB	SS	FS	CB
Pacific	Bruschi	Salave'a	Osborne	Speotte	Demps	Camp	Burnett	Malveaux	B. Sanders	Parnell	Johnson
Ga Tech	Tuinei	Salave'a	Osborne	Speotte	Bruschi	Camp	Burnett	Malveaux	M. Smith	B. Sanders	Johnson
Illinois	Bruschi	Salave'a	Osborne	Speotte	Demps	Camp	Burnett	Malveaux	M. Smith	B. Sanders	Johnson
USC	Bruschi	Salave'a	Osborne	Tuinei	Demps	Camp	Burnett	Malveaux	M. Smith	B. Sanders	Johnson
Cal	Bruschi	Salave'a	Osborne	Speotte	Demps	Camp	Burnett	Malveaux	Rich	Parnell	Johnson
UCLA	Bruschi	Salave'a	Osborne	Greer	Demps	Camp	Burnett	Malveaux	R. Johnson	B. Sanders	Stewart
Wash	Bruschi	Salave'a	Osborne	Tuinei	Demps	Camp	Burnett	Malveaux	R. Johnson	B. Sanders	Stewart
WSU	Bruschi	Salave'a	Osborne	Speotte	Demps	Camp	Burnett	Malveaux	B. Sanders	Parnell	Johnson
OSU	Bruschi	Salave'a	Osborne	Speotte	Demps	Camp	C. Jackson	Malveaux	Burnett	B. Sanders	Johnson
Oregon	Bruschi	Salave'a	Osborne	Tuinei	Demps	Camp	Burnett	Malveaux	B. Sanders	Parnell	Johnson
ASU	Bruschi	Salave'a	Osborne	Tuinei	Demps	Camp	Burnett	Malveaux	B. Sanders	Parnell	Johnson

## 1996

Offense	WR	LT	LG	C	RG	RT	TE	QB	TB	FB	WR
UTEP	Dice	Walker	Middleton	Wyatt	Watson	Portilla	Lucky	Batten	Taylor	Myles	R. Williams
Iowa	Dice	Middleton	Walker	Wyatt	Watson	Portilla	Lucky	Batten	Taylor	Metzler-TE	Holmes
Illinois	McDaniel	Turley	Walker	Wyatt	Watson	Portilla	Lucky	Smith	Taylor	Sprotte	Williams
Wash	Dice	Middleton	Walker	Wyatt	Scott	Portilla	Lucky	Smith	Taylor	Eafon	Metzler (TE)
WSU	Dice	Middleton	Walker	Wyatt	Scott	Portilla	Lucky	Smith	Taylor	Metzler	McDaniel
USC	Dice	Middleton	Walker	Wyatt	Scott	Portilla	Lucky	Smith	Schmidtke	Metzler	McDaniel
Oregon St	McDaniel	Middleton	Walker	Wyatt	Turley	Portilla	Lucky	Smith	Taylor	Myles	Williams
Cal	McDaniel	Middleton	Walker	Wyatt	Turley	Portilla	Lucky	Smith	Taylor	Myles	Williams
Oregon	McDaniel	Middleton	Walker	Wyatt	Turley	Portilla	Lucky	Smith	Taylor	Myles	Williams
UCLA	McDaniel	Middleton	Walker	Wyatt	Turley	Portilla	Lucky	Smith	Taylor	Metzler-TE	Williams
ASU	McDaniel	Middleton	Walker	Wyatt	Turley	Portilla	Metzler-H	Smith	Taylor	Myles	Williams

Defense	DE	DT	DT	DE	OLB	ILB	ILB	CB	SS	FS	CB
UTEP	Jackson	Greer	Salave'a	Gunn	Williams	Burnett	Sprotte	Malveaux	Smith	Fipp	McAlister
Iowa	Szlauko	Greer	Salave'a	Tuinei	Williams	Burnett	Sprotte	Malveaux	Smith	Fipp	McAlister
Illinois	Tafua	Greer	Salave'a	Tuinei	Williams	Burnett	Szlauko	Malveaux	Smith	Fipp	McAlister
Wash	Gunn	Greer	Salave'a	Tuinei	Williams	Burnett	Sprotte	Malveaux	Smith	Fipp	McAlister
WSU	Jackson	Tafua	Salave'a	Tuinei	Williams	Burnett	Sprotte	Malveaux	Smith	Fipp	McAlister
USC	Szlauko	Tafua	Salave'a	Tuinei	Williams	Burnett	Sprotte	Malveaux	Smith	Fipp	McAlister
Oregon St	Szlauko	Greer	Salave'a	Tuinei	Williams	Burnett	Sprotte	Malveaux	Smith	Fipp	McAlister
Cal	Szlauko	Greer	Salave'a	Tuinei	Williams	Burnett	Sprotte	Malveaux	Smith	Fipp	McAlister
Oregon	Szlauko	Greer	Salave'a	Tuinei	Williams	Burnett	Sprotte	Malveaux	Smith	Fipp	McAlister
UCLA	Szlauko	Tuinei	Salave'a	Jackson	Williams	Burnett	Sprotte	Malveaux	Smith	Fipp	McAlister
ASU	Szlauko	Thompson	Salave'a	Tuinei	Williams	Burnett	Sprotte	Malveaux	Smith	Fipp	McAlister

## 1997

Offense	WR	LT	LG	C	RG	RT	TE	QB	RB	FB	WR
Oregon	Williams	Mulitalo	Turley	James	Scott	Portilla	Lucky	Smith	Canidate	Eafon	Northcutt
UAB	Williams	Mulitalo	Turley	James	Scott	Portilla	Lucky	Smith	Schmidtke	Myles	Northcutt
Ohio State	Williams	Mulitalo	Turley	James	Scott	Portilla	Brennan - WR	Smith	Canidate	Nadeau-WR	Northcutt
UCLA	Williams	Mulitalo	Turley	James	Scott	Portilla	Lucky	Smith	Canidate	Eafon	Northcutt
SDSU	Williams	Mulitalo	Turley	James	Scott	Portilla	Lucky	Jenkins	Canidate	Eafon	Shields-TE
Stanford	Williams	Mulitalo	Turley	James	Scott	Portilla	Lucky	Jenkins	Canidate	Shields-TE	Northcutt
Wash	Shields-TE	Mulitalo	T.Usu	James	Scott	Portilla	Lucky	Jenkins	Eafon	Hinton	Northcutt
WSU	Williams	Mulitalo	T.Usu	James	Scott	Portilla	Lucky	Jenkins	Eafon	Myles-H-B	Northcutt
Oregon ST	Williams	Mulitalo	T.Usu	James	Scott	Portilla	Lucky	Jenkins	Eafon	Brennan-WR	Northcutt
Cal	Williams	Mulitalo	T.Usu	James	Scott	Portilla	Lucky	Jenkins	Eafon	Myles	Northcutt
ASU	Williams	Mulitalo	Turley	James	Scott	Portilla	Lucky	Jenkins	Eafon	Canidate	Northcutt
UNM	Williams	Mulitalo	Turley	James	Scott	Portilla	Lucky	Batten	Eafon	Brennan-WR	Northcutt

Defense	DE	DT	DT	DE	OLB	ILB	ILB	CB	SS	FS	CB
Oregon	Szlauko	Greer	Salave'a	Sprotte	Polk	Burnett	Bell	Malveaux	Johnson	Fipp	McAlister
UAB	Szlauko	Doungerakis	Salave'a	Sprotte	Polk	Burnett	Bell	Malveaux	Johnson	Fipp	McAlister
Ohio State	Szlauko	Greer	Salave'a	Sprotte	Polk	Burnett	Bell	Malveaux	Johnson	Fipp	McAlister
UCLA	Tafoya	Greer	Salave'a	Polk	Sprotte	Burnett	Bell	Malveaux	Johnson	McAlister	Hunter
SDSU	Sprotte	Greer	Salave'a	Tafoya	Polk	Burnett	Bell	Malveaux	Johnson	Fipp	Hunter
Stanford	Szlauko	Greer	Salave'a	Sprotte	Polk	Burnett	Bell	Malveaux	Johnson	Fipp	McAlister
Wash	Szlauko	Greer	Salave'a	Sprotte	Polk	Burnett	Bell	Malveaux	Johnson	Fipp	McAlister
WSU	Haroon	Greer	Salave'a	Sprotte	Polk	Burnett	McA.-ROV	Malveaux	Johnson	Fipp	Hunter
Oregon ST	S. Glover	Greer	Salave'a	Tafoya	Polk	Burnett	Bell	Malveaux	Johnson	Fipp	McAlister
Cal	Tafoya	Greer	Salave'a	Sprotte	Polk	Burnett	Bell	Malveaux	Johnson	Fipp	McAlister
ASU	Tafoya	Greer	Salave'a	Sprotte	Polk	Burnett	Bell	Malveaux	Johnson	Fipp	McAlister
UNM	Szlauko	Greer	Salave'a	Sprotte	Polk	Burnett	Bell	Malveaux	Johnson	Fipp	McAlister



# Game-by-Game Starters (Since 1992)

## 1998

Offense	WR	LT	LG	C	RG	RT	TE-1	QB	TB	RB, TW or WR	WR
UH	McDaniel	Mulitalo	Grace	Wiggins	Scott	Savea	Lucky	Jenkins	Eafon	Manumaleuna-TE2	Northcutt
Stanford	McDaniel	Mulitalo	Grace	Wiggins	Scott	Savea	Lucky	Smith	Eafon	Brennan-WR3	Northcutt
Iowa	McDaniel	Mulitalo	Grace	Wiggins	Scott	Savea	Lucky	Smith	Canidate	Manumaleuna-TE2	Northcutt
SDSU	McDaniel	Mulitalo	Grace	Wiggins	Scott	Savea	Lucky	Smith	Canidate	Eafon-RB	Northcutt
Wash	McDaniel	Mulitalo	Grace	Wiggins	Scott	Savea	Lucky	Smith	Canidate	Shields-HB	Northcutt
UCLA	McDaniel	Mulitalo	Grace	Wiggins	Scott	Savea	Lucky	Jenkins	Canidate	Manumaleuna-TE2	Northcutt
Oregon St.	McDaniel	Mulitalo	Grace	Wiggins	Scott	Savea	Lucky	Jenkins	Canidate	Shields-HB	Northcutt
NLU	McDaniel	Mulitalo	Grace	Wiggins	Scott	Savea	Lucky	Smith	Canidate	Manumaleuna-TE2	Northcutt
Oregon	McDaniel	Mulitalo	Grace	Wiggins	Scott	Savea	Lucky	Smith	Canidate	Manumaleuna-TE2	Northcutt
WSU	McDaniel	Mulitalo	Grace	Wiggins	Scott	Savea	Lucky	Smith	Canidate	Jenkins-motion QB	Northcutt
Cal	McDaniel	Mulitalo	Grace	Wiggins	Scott	Savea	Lucky	Smith	Eafon	Manumaleuna-TE2	Wendler-RB
ASU	McDaniel	Mulitalo	Grace	Wiggins	Scott	Savea	Lucky	Smith	Canidate	Manumaleuna-TE2	Northcutt
Nebraska	McDaniel	Mulitalo	Grace	Wiggins	Scott	Savea	Lucky	Smith	Canidate	Shields-HB	Northcutt

Defense	DE	DT	DT	DE	OLB	ILB	ILB	CB	SS	FS	CB
UH	Tafoya	Greer	Tilman	Haroon	Polk	Glover	Bell	Hunter	Rich	Jones	McAlister
Stanford	Tafoya	Greer	Fraser	Wnek	Polk	Sprotte	Bell	Hunter	L.Gayles	Jones	McAlister
Iowa	Tafoya	Greer	Fraser	Wnek	Polk	Sprotte	Bell	Hunter	L.Gayles	Jones	McAlister
SDSU	Tafoya	Greer	Thomas	Wnek	Polk	Sprotte	Bell	L.Gayles	Payne	Jones	McAlister
Wash	Tafoya	Greer	Fraser	Wnek	Polk	Sprotte	Bell	L.Gayles	Payne	Jones	Hunter
UCLA	Tafoya	Greer	Fraser	Wnek	Polk	Sprotte	Bell	Hunter	Payne	Brown	McAlister
Oregon ST.	Robertson	Greer	Fraser	Wnek	Polk	Sprotte	Bell	Hunter	Payne	Jones	McAlister
NLU	Robertson	Greer	Fraser	Wnek	Polk	Sprotte	Bell	Hunter	Rich	Jones	McAlister
Oregon	Tafoya	Greer	Fraser	Robertson	Polk	Sprotte	Bell	Hunter	Rich	Jones	McAlister
WSU	Tafoya	Greer	Fraser	Wnek	Polk	Sprotte	Bell	Hunter	Payne	Jones	McAlister
Cal	Tafoya	Greer	Fraser	Wnek	Polk	Sprotte	Bell	Hunter	Payne	Jones	McAlister
ASU	Tafoya	Greer	Fraser	Robertson	Polk	Sprotte	Bell	Hunter	Payne	Jones	McAlister
Nebraska	Tafoya	Greer	Fraser	Robertson	Polk	Sprotte	Bell	Hunter	Payne	Jones	McAlister

## 1999

Offense	WR	LT	LG	C	RG	RT	TE	QB	TB	FB	WR/H-Back
PSU	Northcutt	McFreitas	Grace	Wiggins	McFadden	Savea	Manumale.	Smith	Canidate	Wendler	Wnek(H)
TCU	Northcutt	McFreitas	Grace	Wiggins	McFadden	Savea	Manumale.	Smith	Canidate	Sprotte	Hugo(TE)
M.Tenn	Northcutt	McFreitas	Grace	Wiggins	McFadden	Savea	Manumale.	Jenkins	Canidate	Wendler	Wnek(H)
Stanford	Northcutt	McFreitas	Grace	Wiggins	McFadden	Savea	Manumale.	Jenkins	Canidate	Wendler	Wnek(H)
WSU	Northcutt	McFreitas	Grace	Wiggins	McFadden	Savea	Manumale.	Jenkins	Canidate	Wnek(H)	Wade
USC	Northcutt	McFreitas	Grace	Wiggins	McFadden	Savea	Manumale.	Smith	Canidate	Briggs	Wnek(h)
UTEP	Northcutt	McFreitas	Grace	Wiggins	McFadden	Savea	Manumale.	Smith	Canidate	Wendler	Wade
Oregon	Northcutt	McFreitas	Grace	Wiggins	McFadden	Savea	Manumale.	Jenkins	Canidate	Wnek(H)	Wade
UCLA	Northcutt	McFreitas	Grace	Wiggins	McFadden	Savea	Manumale.	Smith	Canidate	Wnek(H)	Wade
Wash	Leonard	McFreitas	Grace	Wiggins	McFadden	Savea	Manumale.	Smith	Canidate	Wnek(H)	Wade
OSU	Hugo-TE	Usu	Grace	Wiggins	Freitas	Savea	Manumale.	Smith	Canidate	Briggs	Wnek(H)
ASU	Northcutt	Freitas	Grace	Wiggins	McFadden	Savea	Manumale.	Smith	Canidate	Wnek(H)	Wade

Defense	DE	DT	DT	DE	OLB	ILB	ILB	CB	SS	FS	CB
PSU	Robertson	Fraser	Joppru	Tafoya	Polk	Bell	Pierce	Gayles	Sprotte	Jones	Hunter
TCU	Robertson	Fraser	Haroon	Tafoya	Polk	Bell	Sprotte	Gayles	Payne	Worecester	Hunter
M.Tenn	Uku	Lewis	Joppru	Tafoya	Polk	Bell	Sprotte	Banks	Payne	Worecester	Hunter
Stanford	Uku	Fraser	Lewis	Tafoya	Polk	Bell	Sprotte	Banks	Payne	Jones	Hunter
WSU	Uku	Fraser	Haroon	Tafoya	Polk	Bell	Banks-db	Gayles	Payne	Worecester	Hunter
USC	Wnek	Fraser	Tafoya	Haroon	Polk	Bell	Pierce	Gayles	Payne	Worecester	Hunter
UTEP	Robertson	Fraser	Tafoya	Haroon	Polk	Bell	Pierce	Gayles	Payne	Worecester	Hunter
Oregon	Luna	Fraser	Tafoya	Haroon	Polk	Bell	Pierce	Gayles	Payne	Worecester	Hunter
UCLA	Luna	Fraser	Tafoya	Haroon	Polk	Bell	Pierce	Gayles	Payne	Worecester	Hunter
Wash	Luna	Fraser	Tafoya	Haroon	Polk	Bell	Pierce	Gayles	Payne	Jones	Hunter
OSU	Robertson	Fraser	Tafoya	Haroon	Polk	Bell	Pierce	Gayles	Payne	Jones	Hunter
ASU	Luna	Fraser	Tafoya	Haroon	Polk	Bell	Pierce	Gayles	Payne	Jones	Hunter

## 2000

Offense	WR	LT	LG	C	RG	RT	TE	QB	TB	RB/TE/WR	WR/H-Back
Utah	Leonard	Makoa Freitas	Higg.	Wiggins	Barry	McFadden	Manumaleuna	Jenkins	Croom	Hugo-TE	Wnek-H
Ohio State	Marshall	Makoa Freitas	Grace	Wiggins	Barry	McFadden	Manumaleuna	Jenkins	Croom	Thurman-W	Wade-W
SDSU	Leonard	Makoa Freitas	Higg.	Wiggins	Barry	Mi. Freitas	Manumaleuna	Jenkins	Croom	Marshall-W	Wnek-H
Stanford	Leonard	Safranek	McF.	Sampay	Barry	Mi. Freitas	Manumaleuna	Jenkins	Croom	Farmer-RB	Wnek-H
USC	Leonard	Safranek	McF.	Sampay	Barry	Mi. Freitas	Manumaleuna	Jenkins	Farmer	Brennan-W	Wade-W
WSU	Leonard	Safranek	McF.	Sampay	Barry	Mi. Freitas	Manumaleuna	Jenkins	Farmer	Brennan-W	Wade-W
Oregon	Leonard	Safranek	McF.	Sampay	Barry	Mi. Freitas	Hugo	Jenkins	Farmer	Wade-WR	Wnek-HB
UCLA	Brennan	Safranek	McF.	Sampay	Barry	Mi. Freitas	Manumaleuna	Jenkins	Farmer	Hugo-TE	Wade-W
Wash	Brennan	McFadden	Samp.	Wiggins	Barry	Mi. Freitas	Manumaleuna	Jenkins	Mills	Wade-W	Detwiler-H
Oregon State	Leonard	McFadden	Higg.	Wiggins	Barry	Mi. Freitas	Manumaleuna	Jenkins	Mills	Wade-W	Relford-W
ASU	Brennan	McFadden	Samp.	Wiggins	Safra.	Mi. Freitas	Manumaleuna	Jenkins	Farmer	Hugo-TE	Wade-W

Defense	DE	DT	DT	DE	OLB	LB	LB	CB	SS	FS	CB
Utah	Tafoya	Fraser	Thompson	Haroon	Koch	Briggs	Pierce	Hinton	Nash	Worcester	Jolivet
Ohio State	Tafoya	Fraser	Thomas	Haroon	Koch	Briggs	Pierce	Hinton	Nash	Worcester	Jolivet
SDSU	Tafoya	Fraser	Thomas	Haroon	Koch	Briggs	Pierce	Hinton	Nash	Worcester	Jolivet
Stanford	Tafoya	Fraser	Thomas	Haroon	Koch	Briggs	Pierce	Hinton	Nash	Worcester	Jolivet
USC	Tafoya	Fraser	Thomas	Haroon	Koch	Briggs	Pierce	Hinton	Nash	Worcester	Jolivet
WSU	Tafoya	Fraser	Thomas	Haroon	Koch	Briggs	Pierce	Chatman	Nash	Worcester	Jolivet
Oregon	Tafoya	Fraser	Thomas	Haroon	Koch	Briggs	Pierce	Chatman	Nash	Worcester	Jolivet
UCLA	Tafoya	Fraser	Thomas	Haroon	Koch	Briggs	Pierce	Chatman	Nash	Worcester	Jolivet
Wash	Tafoya	Fraser	Alualu	Luna	Koch	Briggs	Pierce	Chatman	Nash	Worcester	Jolivet
Oregon State	Tafoya	Fraser	Thomas	Luna	Koch	Briggs	Pierce	Banks	Nash	Hardt	Jolivet
ASU	Luna	Fraser	Thomas	Haroon	Koch	Briggs	Pierce	Chatman	Nash	Hardt	Jolivet

# Game-by-Game Starters (Since 1992)



## 2001

Offense	WR	LT	LG	C	RG	RT	TE/WR	QB	HB	FB/TE	WR
SDSU	Wade	Freitas	Sampay	Grace	Barry	Safranek	Hugo-TE	Johnson	Farmer	Detwiler	Leonard
Idaho	Wade	Freitas	Sampay	Grace	Barry	Safranek	Hugo-TE	Johnson	Farmer	Lev.-TE	Marshall
UNLV	Wade	Freitas	Sampay	Grace	Barry	Safranek	Hugo-TE	Johnson	Thur-WR	Fulcher	Leonard
WSU	Wade	Freitas	Sampay	Grace	Barry	Safranek	Marsh.	Johnson	Farmer	Thur.-WR	Leonard
Oregon	Wade	Freitas	Sampay	Grace	Fraser	Phillips	Hugo-TE	Johnson	Farmer	Detwiler	Marshall
Oregon State	Wade	Freitas	Sampay	Grace	Fraser	Phillips	Hugo-TE	Johnson	Farmer	Thur.-WR	Leonard
Washington	Wade	Freitas	Grace	Sampay	Fraser	Safranek	Marsh.	Johnson	Mills	Thur.-WR	Leonard
USC	Wade	Freitas	Grace	Sampay	Barry	Safranek	Flem.-TE	Johnson	Farmer	Detwiler	Thurman
California	Wade	Freitas	Grace	Fraser	Barry	Safranek	Thur.	Johnson	Farmer	Detwiler	Leonard
Stanford	Wade	Freitas	Grace	Fraser	Barry	Phillips	Thur.	Johnson	Farmer	Detwiler	Leonard
ASU	Wade	Freitas	Grace	Fraser	Barry	Phillips	Lev.-TE	Johnson	Farmer	Detwiler	Leonard

Defense	DE	DT	DT	DE	WLB	ILB	ILB	CB	SS	FS	CB
SDSU	Luna	Fraser	Thompson	Jackson	Siofele	Wells	Briggs	Chatman	Nash	Worcester	Jolivet
Idaho	Luna	Thomas	Thompson	Jackson	Siofele	Wells	Briggs	Chatman	Nash	Worcester	Jolivet
UNLV	Luna	Fraser	Thomas	Jackson	Siofele	Wells	Briggs	Chatman	Nash	Worcester	Jolivet
WSU	Uku	Fraser	Thomas	Jackson	Siofele	Wells	Briggs	Chatman	Nash	Worcester	Jolivet
Oregon	Luna	Thomas	Thompson	Jackson	Siofele	Wells	Briggs	Chatman	Nash	Worcester	Jolivet
Oregon State	Luna	Thomas	Thompson	Jackson	Wells	K. John	Briggs	Chatman	Nash	Worcester	Jolivet
Washington	Luna	Thomas	Thompson	Jackson	Wells	K. John	Briggs	Chatman	Nash	Worcester	Jolivet
USC	Luna	Thomas	Thompson	Jackson	Wells	K. John	Briggs	Banks	Nash	Worcester	Jolivet
California	Luna	Thomas	Thompson	Jackson	Wells	K. John	Ross	Chatman	Nash	Worcester	Jolivet
Stanford	Luna	Thomas	Thompson	Jackson	Wells	K. John	Briggs	Chatman	Nash	Worcester	Jolivet
ASU	Luna	Thomas	Thompson	Jackson	Siofele	Wells	Briggs	Chatman	Nash	Worcester	Jolivet

## 2002

Offense	WR	LT	LG	C	RG	RT	QB	TE/WR	HB/WR	FB/WR/TE	WR
NAU	Wade	C. Johnson	Higgin	Sampay	Parada	Phillips	J. Johnson	Hugo	Farmer	Willrodt	Thurman
Utah	Wade	C. Johnson	Freitas	Fraser	Sampay	Phillips	J. Johnson	Hugo	Farmer	Willrodt	Thurman
Wisconsin	Wade	C. Johnson	Freitas	Fraser	Lefotu	Phillips	J. Johnson	Hugo	Farmer	Willrodt	Relford
North Texas	Wade	C. Johnson	Freitas	Fraser	Lefotu	Phillips	J. Johnson	Relford	Valentine	Williams	Thurman
Oregon	Wade	C. Johnson	Freitas	Fraser	Lefotu	Phillips	J. Johnson	Hugo	M. Bell	Jones	Thurman
Washington	Wade	Freitas	Higgin	Fraser	Sampay	Phillips	J. Johnson	Hugo	M. Bell	Jones	Thurman
Stanford	Wade	C. Johnson	Freitas	Fraser	Sampay	Phillips	J. Johnson	Hugo	Carr	Williams	Relford
WSU	Wade	Freitas	Lefotu	Fraser	Sampay	C. Johnson	J. Johnson	Hugo	M. Bell	Fleming	Thurman
OSU	Wade	Freitas	Sampay	Fraser	Lefotu	C. Johnson	J. Johnson	Williams	Carr	G. Harris	Thurman
UCLA	Wade	Freitas	Sampay	Fraser	Lefotu	T. Bell	J. Johnson	Hugo	Scott	Williams	Thurman
California	Wade	Freitas	Sampay	Fraser	T. Bell	Phillips	J. Johnson	Relford	M. Bell	Harris	Thurman
ASU	Wade	Freitas	Sampay	Fraser	Lefotu	Phillips	J. Johnson	Hugo	M. Bell	Harris	Thurman

Defense	DE	DT	DT/DE	DE/NB	WLB	MLB	RLB/NB	CB	SS	CB	FS
NAU	Avegalio	Williams	Thompson	Siofele	Molina	Briggs	Wells	Brooks	Hardt	Jolivet	Worcester
Utah	Avegalio	Feula	Thompson	Siofele	Molina	Briggs	Love	Brooks	Hardt	Jolivet	Worcester
Wisconsin	Avegalio	Brittain	Thompson	Siofele	Molina	Briggs	Wells	Brooks	Wingate	Hinton	Worcester
North Texas	Avegalio	Brittain	Feula	Siofele	Molina	Briggs	Wells	Brooks	Hardt	Love	Worcester
Oregon	Avegalio	Williams	Thompson	Siofele	Larsen	Howard	Wells	Hinton	Hardt	Love	Worcester
Washington	Avegalio	Williams	Thompson	Siofele	K. Johnson	Briggs	Wells	Hinton	Hardt	Love	Worcester
Stanford	Avegalio	Williams	Thompson	Siofele	Larsen	Briggs	Wells	Brooks	Hardt	Love	Means
WSU	Bryan	Williams	Thompson	Siofele	Larsen	Briggs	Wells	Brooks	Hardt	Hinton	Means
OSU	Avegalio	Williams	Thompson	Siofele	Larsen	Briggs	Wells	Brooks	Hardt	Hinton	Means
UCLA	Avegalio	Williams	Thompson	Siofele	Larsen	Briggs	Wells	Brooks	Hardt	Hinton	Worcester
California	Bryan	Williams	Siofele	Love	Larsen	Briggs	Wells	Brooks	Hardt	Hinton	Worcester
ASU	Bryan	Williams	Thompson	Love	Larsen	Briggs	Wells	Brooks	Hardt	Hinton	Worcester

## 2003

Offense	WR	LT	LG	C	RG	RT	QB	TE/WR	HB	FB/WR/TE	WR
UTEP	Relford	C. Johnson	Sampay	Fraser	Lefotu	Phillips	Costa	Fleming	Bell	McRae TE	Early
LSU	Relford	C. Johnson	Sampay	Fraser	Lefotu	Phillips	Costa	Fleming	Bell	McRae TE	Early
Oregon	Relford	C. Johnson	Sampay	Fraser	Lefotu	Phillips	Costa	Padron	Bell	McRae TE	Early
Purdue	Relford	C. Johnson	Jackson	Fraser	Sampay	Lefotu	O'Hara	Fleming	Bell	McRae TE	Early
TCU	Relford	C. Johnson	Jackson	Fraser	Lefotu	Bell	Heavner	Padron	Carr	Harris FB	Williams
WSU	Relford	C. Johnson	Jackson	Fraser	Lefotu	Bell	Heavner	Fleming	Bell	Harris FB	Early
UCLA	Relford	C. Johnson	Jackson	Fraser	Lefotu	Bell	Heavner	Fleming	Farmer	Harris FB	Early
California	Relford	C. Johnson	Jackson	Fraser	Lefotu	Bell	Heavner	Fleming	Bell	Williams WR	Early
OSU	Jefferson	C. Johnson	Sampay	Fraser	Lefotu	Abramo	Heavner	Fleming	Bell	Williams WR	Early
Washington	Jefferson	C. Johnson	Sampay	Fraser	Lefotu	Abramo	Heavner	Fleming	Bell	Williams WR	Early
USC	Jefferson	C. Johnson	Sampay	Fraser	Lefotu	Abramo	Heavner	Step toe	Bell	Williams WR	Early
ASU	Jefferson	C. Johnson	Sampay	Fraser	Lefotu	Abramo	Heavner	Fleming	Bell	Step toe	Williams

Defense	DE	DT	DT	DE	ROV	MLB	WLB	CB	SS	CB	FS
UTEP	Bryan	Williams	Tuitavuki	Molina	Hardt	Siofele	Howard	Love	Means	Brooks	Jolivet
LSU	Bryan	Williams	Tuitavuki	Molina	Hardt	Siofele	Howard	Nunez	Means	Brooks	Jolivet
Oregon	Bryan	Williams	Tuitavuki	Molina	Hardt	Siofele	McKinney	Sherman	Means	Brooks	Jolivet
Purdue	Bryan	Williams	Phillip	Smith	Hardt	Siofele	K. Johnson	Love	Means	Wingate	Jolivet
TCU	Bryan	Williams	Tuitavuki	Smith	Hardt	Siofele	K. Johnson	Love	Means	Wingate	Jolivet
WSU	Bryan	Phillip	Tuitavuki	Smith	Hardt	Siofele	K. Johnson	Love	Means	Brooks	Jolivet
UCLA	Bryan	Williams	Stanford	Molina	Hollingsw	Siofele	K. Johnson	Love	Means	Brooks	Jolivet
California	Bryan	Williams	Phillip	Molina	Hardt	Siofele	K. Johnson	Love	Means	Brooks	Jolivet
OSU	Bryan	Phillip	Tuitavuki	Molina	Hardt	Siofele	K. Johnson	Love	Means	Brooks	Jolivet
Washington	Bryan	Phillip	Tuitavuki	Molina	Hardt	Siofele	Howard	Love	Means	Brooks	Jolivet
USC	Bryan	Phillip	Tuitavuki	Smith	Hardt	Siofele	Howard	Love	Means	Brooks	Jolivet
ASU	Bryan	Phillip	Tuitavuki	Molina	Hardt	Siofele	Howard	Love	Means	Brooks	Jolivet



# Game-by-Game Starters (Since 1992)

## 2004

Offense	WR	WR/TE/FB	TE	LT	LG	C	RG	RT	WR	QB	RB/WR
NAU	A. Johnson	Jefferson WR	Flemming	T. Bell	C. Johnson	Fraser	Lefotu	Graniello	Step toe	Heavner	M. Bell
Utah	A. Johnson	McRae TE	Flemming	C. Johnson	Abramo	Fraser	Lefotu	Graniello	Step toe	Heavner	M. Bell
Wisc.	A. Johnson	McRae TE	Flemming	C. Johnson	Abramo	Fraser	Lefotu	Graniello	Step toe	Heavner	M. Bell
WSU	M. Jefferson	McRae TE	Flemming	C. Johnson	Lefotu	Fraser	Graniello	B. Phillips	Step toe	Heavner	M. Bell
UCLA	R. Williams	Jefferson WR	Flemming	C. Johnson	Abramo	Fraser	Graniello	B. Phillips	Step toe	Heavner	M. Bell
Oregon	A. Johnson	McRae TE	Flemming	C. Johnson	Lefotu	Fraser	Graniello	B. Phillips	Step toe	Heavner	M. Bell
California	A. Johnson	Limon FB	Flemming	C. Johnson	Lefotu	Fraser	Levitre	Graniello	Step toe	Kovalcheck	M. Bell
OSU	A. Johnson	Limon FB	Flemming	C. Johnson	Abramo	Fraser	Lefotu	Graniello	Williams	Kovalcheck	M. Bell
Washington	Early	R. Williams W	Flemming	C. Johnson	Abramo	Fraser	Lefotu	Graniello	Step toe	Kovalcheck	M. Bell
USC	Dennard	Wood TE	Flemming	C. Johnson	Parada	Fraser	Lefotu	Graniello	Step toe	Kovalcheck	M. Bell
ASU	Dennard	McRae TE	Flemming	C. Johnson	Lefotu	Fraser	Parada	Graniello	Step toe	Kovalcheck	M. Bell

Defense	DE	DT	DT	DE	LB	LB	LB/DB	CB	FS	SS	CB
NAU	Smith	Williams	Philipp	Torrey	Howard	S. Jones	Wingate	Cason	Brooks	Means	Fontenot
Utah	Smith	Williams	Philipp	Torrey	Howard	S. Jones	Wingate	Cason	Brooks	Means	Fontenot
Wisc.	Smith	Williams	Philipp	Torrey	Howard	S. Jones	Wingate	Cason	Brooks	Means	Fontenot
WSU	Smith	Williams	Philipp	Torrey	Howard	S. Jones	Wingate	Cason	Brooks	Means	Fontenot
UCLA	Smith	Williams	Philipp	Torrey	K. Johnson	R. Sims	Wingate	Cason	Brooks	Means	Fontenot
Oregon	Smith	Williams	Dotson	Torrey	K. Johnson	R. Sims	Krogstad	Cason	Brooks	Means	Fontenot
California	Smith	Williams	Dotson	Torrey	K. Johnson	R. Sims	Krogstad	Cason	Brooks	Means	Fontenot
OSU	Smith	Williams	Dotson	Torrey	K. Johnson	Howard	Wingate	Cason	Brooks	Means	Fontenot
Washington	Smith	Williams	Dotson	Torrey	K. Johnson	Howard	Krogstad	Cason	Brooks	Means	Fontenot
USC	Smith	Williams	Dotson	Torrey	K. Johnson	Howard	Krogstad	Cason	Wingate	Means	Fontenot
ASU	Smith	Williams	Dotson	Torrey	K. Johnson	Howard	Krogstad	Cason	Brooks	Wingate	Fontenot

## 2005

Offense	WR	WR/TE/FB	TE	LT	LG	C	RG	RT	WR/TE	QB	RB/WR
Utah	A. Johnson	Harris (FB)	McCall	Graniello	Abramo	Levitre	Lefotu	Tan. Bell	Brittain	Kovalcheck	M. Bell
NAU	Step toe	Harris (FB)	Wood	Lefotu	Abramo	Levitre	Longacre	Tan. Bell	Thomas	Kovalcheck	M. Bell
Purdue	Step toe	Limon (FB)	Wood	Graniello	Abramo	Levitre	Lefotu	Tan. Bell	Thomas	Kovalcheck	M. Bell
Cal	Step toe	Limon (FB)	Wood	Graniello	Hawes	Levitre	Lefotu	Tan. Bell	Dennard	Kovalcheck	M. Bell
USC	Step toe	Harris (FB)	Kilpatrick	Graniello	Hawes	Levitre	Lefotu	Tan. Bell	A. Johnson	Kovalcheck	M. Bell
Stanford	Step toe	Kilpatrick (TE)	Wood	Graniello	Hawes	Levitre	Lefotu	Tan. Bell	A. Johnson	Kovalcheck	M. Bell
Oregon	Step toe	Lopez (FB)	Brittain	Graniello	Abramo	Levitre	Lefotu	Tan. Bell	Dennard	Kovalcheck	Harris
Oregon St.	A. Johnson	Harris (FB)	Brittain	Graniello	Abramo	Levitre	Longacre	Tan. Bell	Tr. Bell	Tuitama	M. Bell
UCLA	A. Johnson	Harris (FB)	Wood	Graniello	Abramo	Levitre	Longacre	Tan. Bell	Thomas	Tuitama	M. Bell
Wash	Step toe	Lopez (FB)	Brittain	Graniello	Abramo	Levitre	Longacre	Tan. Bell	A. Johnson	Tuitama	Harris
ASU	Step toe	A. Johnson (WR)	Wood	Graniello	Abramo	Levitre	Lefotu	Tan. Bell	Thomas	Tuitama	M. Bell

Defense	DE	DT	DT	DE	LB/NB	LB	LB	CB	FS	SS	CB
Utah	M. Smith	Barnett	Dotson	Bryan	Hollingsworth	Krogstad	Jones	Cason	Brooks	Means	Fontenot
NAU	M. Smith	Barnett	Philipp	Turner	Hollingsworth	Krogstad	Jones	Cason	Brooks	Means	Fontenot
Purdue	Shelton	Barnett	Philipp	Turner	Hollingsworth	Larson	McKinney	Cason	Brooks	Means	Fontenot
Cal	Turner	Barnett	Philipp	Bryan	McKinney	Krogstad	Jones	Cason	Brooks	Means	Fontenot
USC	Turner	Barnett	Philipp	Bryan	McKinney	Krogstad	Jones	Cason	Brooks	Means	Fontenot
Stanford	Turner	Barnett	R. Parker	Bryan	McKinney	Larson	Akinniyi	Cason	Brooks	Means	Fontenot
Oregon	Turner	Barnett	R. Parker	Bryan	Hollingsworth	Larson	Palmer	Cason	Brooks	Means	Fontenot
Oregon St.	Turner	Barnett	R. Parker	Bryan	Hollingsworth	Larson	Palmer	Cason	Brooks	M. Johnson	Fontenot
UCLA	Turner	Barnett	Dotson	Bryan	Hollingsworth	Larson	Palmer	Cason	Brooks	M. Johnson	Fontenot
Wash	Turner	Barnett	Dotson	Bryan	Hollingsworth	Larson	Palmer	Cason	Brooks	M. Johnson	Fontenot
ASU	Turner	Barnett	Dotson	Bryan	McKinney	Larson	Palmer	Cason	Brooks	M. Johnson	Fontenot

## 2006

Offense	WR	WR/TE/FB	TE/WR	LT	LG	C	RG	RT	WR/TE	QB	RB
BYU	Thomas	A. Johnson	Wood	Graniello	Hawes	Kerley	Borg	Britton	Step toe	Tuitama	Henry
LSU	Thomas	Mitchell	Wood	Graniello	Hawes	Kerley	Longarce	Britton	Step toe	Tuitama	Henry
SFA	Thomas	A. Johnson	McCall	Graniello	Hawes	Kerley	Longarce	Britton	Step toe	Austin	Jennings
USC	A. Johnson	Mitchell	Wood	Graniello	Hawes	Kerley	Longarce	Britton	Step toe	Tuitama	Jennings
Wash	Thomas	Mitchell	McCall	Graniello	Hawes	Kerley	Longarce	Britton	Step toe	Tuitama	Jennings
UCLA	Thomas	A. Johnson	McCall	Graniello	Hawes	Kerley	Longarce	Britton	Step toe	Tuitama	Jennings
Stanford	Thomas	A. Johnson	Turner	Graniello	Borg	Kerley	Longarce	Britton	Step toe	Austin	Jennings
OSU	T. Turner	Henry	McCall	Graniello	Borg	Kerley	Longarce	Britton	Step toe	A. Johnson	Jennings
WSU	Thomas	Mitchell	McCall	Graniello	Borg	Kerley	Longarce	Britton	Step toe	Tuitama	Henry
Cal	Thomas	Mitchell	Wood	Graniello	Borg	Kerley	Longarce	Britton	Step toe	Tuitama	Henry
Oregon	Thomas	Mitchell	Wood	Graniello	Hawes	Kerley	Longarce	Britton	Step toe	Tuitama	Henry
ASU	Thomas	Mitchell	Wood	Graniello	Hawes	Kerley	Longarce	Britton	Step toe	Tuitama	Henry

Defense	DE	DT	DT	DE	LB/NB	LB	LB	CB	SS	FS	CB
BYU	J. Turner	Barnett	Dotson	M. Smith	Hollingsworth	Palmer	Larsen	Cason	M. Johnson	Patrick	Fontenot
LSU	J. Turner	Barnett	Dotson	Holmes	Krogstad	Palmer	Larsen	Cason	M. Johnson	Patrick	Fontenot
SFA	J. Turner	Horton	Dotson	Holmes	Hollingsworth	Palmer	Larsen	Cason	M. Johnson	Patrick	Fontenot
USC	J. Turner	M. Smith	Dotson	Holmes	Krogstad	Palmer	Larsen	Cason	M. Johnson	Patrick	Fontenot
Wash	J. Turner	M. Smith	Dotson	Holmes	Hollingsworth	Palmer	Larsen	Cason	M. Johnson	Patrick	Fontenot
UCLA	J. Turner	Barnett	Dotson	Holmes	Krogstad	McCovy	Larsen	Cason	M. Johnson	Patrick	Fontenot
Stanford	J. Turner	Barnett	Dotson	J. Parker	Krogstad	Palmer	Larsen	Cason	M. Johnson	Patrick	Fontenot
OSU	J. Turner	Barnett	Dotson	Holmes	Krogstad	Palmer	Larsen	Cason	M. Johnson	Patrick	Fontenot
WSU	J. Parker	Barnett	Dotson	Holmes	Hollingsworth	Palmer	Larsen	Cason	M. Johnson	Patrick	Fontenot
Cal	J. Parker	Barnett	Dotson	Holmes	Hollingsworth	Palmer	Larsen	Cason	M. Johnson	C. Hall	Fontenot
Oregon	J. Turner	Barnett	Philipp	J. Parker	Hollingsworth	Palmer	Larsen	Cason	Klyce	Patrick	Fontenot
ASU	J. Parker	Barnett	Philipp	Holmes	Hollingsworth	Palmer	Larsen	Cason	Klyce	Patrick	Fontenot



# Game-by-Game Starters (Since 1992)



## 2007

Offense	WR	WR	TE/WR	LT	LG	C	RG	RT	HB/SHB	QB	RB
BYU	Thomas	T. Turner	Gronkowski	Graniello	Borg	Kerley	Longacre	Britton	Mitchell	Tuitama	Jennings
NAU	Thomas	T. Turner	A. Johnson	Graniello	Baxter	Kerley	Longacre	Britton	Dean	Tuitama	Jennings
UNM	Thomas	T. Turner	A. Johnson	Graniello	Baxter	Kerley	Longacre	Britton	Dean	Tuitama	Jennings
Cal	Thomas	T. Turner	A. Johnson	Graniello	Baxter	Kerley	Longacre	Britton	Dean	Tuitama	Grigsby
WSU	Thomas	T. Turner	Gronkowski	Graniello	Baxter	Kerley	Longacre	Britton	Mitchell	Tuitama	Grigsby
OSU	Thomas	T. Reese	Gronkowski	Graniello	Baxter	Kerley	Longacre	Britton	Dean	Tuitama	Grigsby
USC	Thomas	T. Reese	Gronkowski	Graniello	Baxter	Kerley	Longacre	Britton	Mitchell	Tuitama	Grigsby
Stanford	Thomas	T. Turner	Gronkowski	Graniello	Baxter	Kerley	Longacre	Britton	Mitchell	Tuitama	Grigsby
UW	Thomas	T. Reese	Gronkowski	Graniello	Baxter	Kerley	Longacre	Britton	Mitchell	Tuitama	Grigsby
UCLA	Thomas	T. Reese	Gronkowski	Graniello	Baxter	Kerley	Longacre	Britton	Dean	Tuitama	Grigsby
Oregon	Thomas	T. Turner	Gronkowski	Graniello	Baxter	Kerley	Longacre	Britton	Dean	Tuitama	Jennings
ASU	Thomas	T. Turner	Gronkowski	Graniello	Baxter	Kerley	Longacre	Britton	Dean	Tuitama	Grigsby
Defense	DE	DT	DT	DE	LB/NB	LB	LB	CB	SS	FS	CB
BYU	Parker	Barnett	Dotson	J. Turner	Krogstad	Palmer	Larsen	Cason	Nelson	Patrick	Frontenot
NAU	Holmes	Barnett	Dotson	J. Turner	C. Hall	Palmer	Larsen	Cason	Nelson	Patrick	Frontenot
UNM	Holmes	Barnett	Dotson	J. Turner	C. Hall	Palmer	Larsen	Cason	Nelson	Patrick	Frontenot
Cal	Holmes	Barnett	Dotson	J. Turner	Krogstad	Palmer	Larsen	Cason	Nelson	Patrick	Frontenot
WSU	Holmes	Barnett	Dotson	J. Turner	C. Hall	Palmer	Larsen	Cason	Nelson	Patrick	Frontenot
OSU	Parker	Barnett	Dotson	J. Turner	C. Hall	Palmer	Larsen	Cason	Nelson	Klyce	Frontenot
USC	Holmes	Barnett	Dotson	Parker	Krogstad	Palmer	Larsen	Cason	Nelson	Ness	Frontenot
Stanford	Holmes	Barnett	Dotson	Parker	Krogstad	Palmer	Larsen	Cason	Nelson	Ness	Frontenot
UW	Holmes	Barnett	Dotson	Parker	Krogstad	Palmer	Larsen	Cason	Nelson	Ness	Frontenot
UCLA	Holmes	Mikaele	Dotson	Parker	Krogstad	Palmer	Larsen	Cason	Nelson	Ness	Frontenot
Oregon	Holmes	Barnett	Dotson	Parker	Krogstad	Palmer	Larsen	Cason	Nelson	Ness	Frontenot
ASU	Holmes	Barnett	Dotson	Parker	C. Hall	Palmer	Larsen	Cason	Nelson	Ness	Frontenot

## 2008

Offense	WR	WR	TE/WR	LT	LG	C	RG	RT	HB/SHB	QB	RB
Idaho	Criner	Dean	T. Turner	Britton	Baxter	Kerley	Longacre	Grant	Thomas	Tuitama	Grigsby
Toledo	Criner	Dean	Simmons	Britton	Baxter	Kerley	Longacre	Grant	Thomas	Tuitama	Grigsby
UNM	Thomas	T. Turner	Simmons	Britton	Baxter	Kerley	Longacre	Grant	C. Gronk	Tuitama	Grigsby
UCLA	Thomas	T. Turner	R. Gronk	Britton	Baxter	Kerley	Longacre	Grant	C. Gronk	Tuitama	Grigsby
Wash	Dean	T. Turner	R. Gronk	Britton	Diaz	Baxter	Longacre	Grant	Thomas	Tuitama	Grigsby
Stanford	Thomas	T. Turner	R. Gronk	Britton	Diaz	Baxter	Longacre	Tretheway	C. Gronk	Tuitama	Grigsby
Cal	Thomas	T. Turner	R. Gronk	Britton	Diaz	Baxter	Longacre	Tretheway	Dean	Tuitama	Grigsby
USC	Thomas	T. Turner	R. Gronk	Britton	Diaz	Baxter	Longacre	Tretheway	C. Gronk	Tuitama	Grigsby
WSU	Thomas	T. Turner	R. Gronk	Britton	Diaz	Baxter	Longacre	Tretheway	C. Gronk	Tuitama	Grigsby
Oregon	Thomas	T. Turner	R. Gronk	Britton	Diaz	Baxter	Longacre	Tretheway	C. Gronk	Tuitama	Grigsby
Oregon St.	Thomas	T. Turner	R. Gronk	Britton	Diaz	Baxter	Longacre	Tretheway	C. Gronk	Tuitama	Grigsby
Arizona St.	Thomas	T. Turner	R. Gronk	Britton	Diaz	Baxter	Longacre	Tretheway	Dean	Tuitama	Grigsby
BYU	Thomas	T. Turner	R. Gronk	Britton	Diaz	Baxter	Longacre	Tretheway	C. Gronk	Tuitama	Grigsby
Defense	DE	DT	DT	DE	LB/NB	LB	LB	CB	SS	FS	CB
Idaho	B. Reed	Tuipulotu	Mitchell	R. Elmore	McCovy	Palmer	Kelley	Ross	Nelson	Ness	Hundley
Toledo	B. Reed	Tuipulotu	Mitchell	R. Elmore	McCovy	Palmer	Kelley	Ross	Nelson	Ness	Hundley
UNM	B. Reed	Tuipulotu	Mitchell	R. Elmore	Hall (NB)	Palmer	Lewis	Ross	Nelson	Ness	Hundley
UCLA	B. Reed	Tuipulotu	Mitchell	R. Elmore	McCovy	Palmer	Lewis	Ross	Nelson	Ness	Hundley
Wash	B. Reed	Tuipulotu	Mitchell	R. Elmore	McCovy	Palmer	Lewis	Ross	Nelson	Ness	Hundley
Stanford	B. Reed	Tuipulotu	Mitchell	R. Elmore	Hall (NB)	Palmer	Lewis	Wade	Nelson	Ness	Hundley
Cal	B. Reed	Tuipulotu	Mitchell	D. Reed	McCovy	Palmer	Lewis	Ross	Nelson	Ness	Hundley
USC	B. Reed	Horton	Mitchell	D. Reed	McCovy	Palmer	Kelley	Ross	Nelson	Ness	Hundley
WSU	B. Reed	Horton	Mitchell	D. Reed	McCovy	Palmer	Kelley	Ross	Nelson	Ness	Hundley
Oregon	B. Reed	Horton	Mitchell	R. Elmore	Hall (NB)	Palmer	Kelley	Ross	Nelson	Ness	Hundley
Oregon St.	B. Reed	Horton	Mitchell	R. Elmore	McCovy	Palmer	Kelley	Ross	Nelson	Ness	Hundley
Arizona St.	B. Reed	Horton	Mitchell	R. Elmore	Hall (NB)	Palmer	Kelley	Ross	Nelson	Ness	Hundley
BYU	B. Reed	Horton	Mitchell	R. Elmore	McCovy	Palmer	Kelley	Ross	Nelson	Ness	Hundley

## 2009

Offense	WR	WR	TE/IR	LT	LG	C	RG	RT	HB/WR	QB	RB
C. Michigan	Turner	Criner	Simmons (TE)	Diaz	Amituanai	Baxter	Dotsy	Grant	C. Gronk (HB)	Scott	Grigsby
NAU	Turner	Dean	Simmons (TE)	Diaz	Amituanai	Baxter	Dotsy	Grant	C. Gronk (HB)	Scott	Grigsby
Iowa	Turner	Dean	Simmons (TE)	Diaz	Amituanai	Baxter	H. Hall	Grant	C. Gronk (HB)	Scott	Grigsby
OSU	Turner	Dean	Simmons (TE)	Garcia	Amituanai	Baxter	H. Hall	Grant	C. Gronk (HB)	Foles	Antolin
Wash	Turner	Dean	Simmons (TE)	Diaz	Amituanai	Baxter	H. Hall	Grant	C. Gronk (HB)	Foles	Grigsby
Stanford	Turner	Criner	Douglas (IR)	Garcia	H. Hall	Baxter	Dotsy	Grant	Roberts (WR)	Foles	Grigsby
UCLA	Turner	Criner	Douglas (IR)	Diaz	H. Hall	Baxter	Dotsy	Grant	Dean (WR)	Foles	Grigsby
WSU	Turner	Dean	Douglas (IR)	Diaz	H. Hall	Baxter	Dotsy	Grant	Roberts (WR)	Foles	Antolin
Cal	Turner	Dean	Simmons (TE)	Diaz	H. Hall	Baxter	Dotsy	Grant	C. Gronk (HB)	Foles	Antolin
Oregon	Turner	Dean	Douglas (IR)	Diaz	H. Hall	Baxter	Dotsy	Grant	Roberts (WR)	Foles	Grigsby
ASU	Turner	Dean	Wright (IR)	Diaz	H. Hall	Baxter	Dotsy	Grant	Roberts (WR)	Foles	Nwoko
USC	Criner	Dean	Simmons (TE)	Diaz	Amituanai	Baxter	H. Hall	Grant	C. Gronk (HB)	Foles	Antolin
Nebraska	Criner	Dean	Wright (IR)	Diaz	H. Hall	Baxter	Dotsy	Grant	Roberts (WR)	Foles	Grigsby
Defense	DE	DT	DT	DE	LB	LB	LB/NB	CB	SS	FS	CB
C. Michigan	B. Reed	Mitchell	Horton	Elmore	Kelley	V. Tuihalamaka	Lewis (LB)	Wade	Golden	Nelson	Ross
NAU	B. Reed	Mitchell	Horton	Elmore	Kelley	V. Tuihalamaka	Lewis (LB)	Wade	Golden	Nelson	Ross
Iowa	B. Reed	Mitchell	Horton	Elmore	Kelley	V. Tuihalamaka	Lewis (LB)	Wade	Golden	Nelson	Ross
OSU	D. Horton	Mitchell	Mikaele	Elmore	Kelley	V. Tuihalamaka	C. Hall (NB)	Wade	Golden	Nelson	Ross
Wash	D. Reed	Mikaele	Horton	Elmore	Kelley	V. Tuihalamaka	Lewis (LB)	Wade	Golden	Nelson	Ross
Stanford	D. Horton	Mitchell	Mikaele	Elmore	Kelley	V. Tuihalamaka	Lewis (LB)	Wade	Golden	Nelson	Ross
UCLA	D. Reed	Mitchell	Horton	Elmore	Kelley	V. Tuihalamaka	Lewis (LB)	Wade	Golden	Nelson	Ross
WSU	D. Reed	Mitchell	Horton	Elmore	Kelley	V. Tuihalamaka	Lewis (LB)	Wade	Golden	Nelson	Ross
Cal	D. Reed	Mitchell	Horton	Elmore	Kelley	V. Tuihalamaka	Lewis (LB)	Wade	Golden	Nelson	Ross
Oregon	D. Reed	Mitchell	Horton	Elmore	Kelley	V. Tuihalamaka	C. Hall (NB)	Wade	Golden	Nelson	Ross
ASU	D. Reed	Mitchell	Horton	Elmore	Kelley	V. Tuihalamaka	C. Hall (NB)	Wade	Golden	Nelson	Ross
USC	D. Reed	Mitchell	Horton	Elmore	Kelley	V. Tuihalamaka	Lewis (LB)	Wade	Golden	Nelson	Ross
Nebraska	D. Reed	Mitchell	Horton	Elmore	Kelley	V. Tuihalamaka	Lewis (LB)	Wade	Golden	Nelson	Ross



# Game-by-Game Starters (Since 1992)

## 2010

Offense	WR	WR/TE	TE/IR	LT	LG	C	RG	RT	HB/TE/RB/IR	QB	RB
Toledo	Criner	Douglas	Baucus (TE)	Grant	Amituanai	Baxter	Hayes	Garcia	Simmons (TE)	Foles	Antolin
The Citadel	Criner	Douglas	Wright (IR)	Grant	Amituanai	Baxter	Hayes	Garcia	Roberts (IR)	Foles	Grigsby
Iowa	Criner	Douglas	Simmons (TE)	Grant	Amituanai	Baxter	Dotsy	Garcia	Tutogi (HB)	Foles	Grigsby
California	Miller	Morrison	Baucus (TE)	Grant	Amituanai	Baxter	Dotsy	Garcia	Simmons (HB)	Foles	Grigsby
Oregon St.	Criner	Douglas	Wright (IR)	Grant	Amituanai	Baxter	Hayes	Garcia	Roberts (IR)	Foles	Grigsby
Wash. State	Criner	Douglas	Simmons (TE)	Grant	Amituanai	Baxter	Hayes	Garcia	Tutogi (HB)	Foles	Antolin
Washington	Criner	Douglas	Simmons (TE)	Grant	Amituanai	Baxter	Hayes	Garcia	Tutogi (HB)	Scott	Antolin
UCLA	Criner	Cobb	Simmons (TE)	Grant	Amituanai	Baxter	Hayes	Garcia	Tutogi (HB)	Scott	Antolin
Stanford	Criner	Douglas	Simmons (TE)	Grant	Amituanai	Baxter	Hayes	Garcia	Roberts (IR)	Foles	Antolin
USC	Criner	Douglas	Miller (IR)	Grant	Amituanai	Baxter	Hayes	Garcia	Nwoko (RB)	Foles	Antolin
Oregon	Criner	Baucus (TE)	Simmons (TE)	Grant	Amituanai	Baxter	Hayes	Garcia	Tutogi (HB)	Foles	Antolin
ASU	Criner	Douglas	Miller (IR)	Grant	Amituanai	Baxter	Hayes	Garcia	Roberts (IR)	Foles	Antolin
Okla State	Criner	Douglas	Simmons (TE)	Grant	Amituanai	Quinn	Hayes	Garcia	Roberts (IR)	Foles	Antolin
Defense	DE	DT	DT	DE	LB	LB	LB/NB	CB	SS	FS	CB
Toledo	B. Reed	Mikaele	S. Tuihalamaka	Elmore	Vassallo	Earls	Perkins (NB)	Wade	Wilcox	Hall	Golden
The Citadel	B. Reed	Mikaele	Washington	Elmore	Vassallo	Earls	Fischer (LB)	Wade	Wilcox	Perkins	Golden
Iowa	B. Reed	Mikaele	Washington	Elmore	Vassallo	Earls	Fischer (LB)	Wade	Wilcox	Perkins	Golden
California	B. Reed	Mikaele	Washington	Elmore	Vassallo	Earls	Fischer (LB)	Wade	Wilcox	Perkins	Golden
Oregon St.	B. Reed	Mikaele	Washington	Elmore	Vassallo	Earls	Fischer (LB)	Wade	Young (LB)	Perkins	Golden
Wash. State	B. Reed	Mikaele	Washington	Elmore	Vassallo	Earls	Perkins (NB)	Richardson	Wilcox	Hall	Golden
Washington	B. Reed	Mikaele	S. Tuihalamaka	Elmore	Vassallo	Earls	Perkins (NB)	Wade	Wilcox	Hall	Golden
UCLA	B. Reed	Mikaele	S. Tuihalamaka	Elmore	Vassallo	Earls	Perkins (NB)	Wade	Wilcox	Hall	Golden
Stanford	B. Reed	Mikaele	Washington	Elmore	Vassallo	Earls	Fischer (LB)	Wade	Wilcox	Perkins	Golden
USC	B. Reed	Mikaele	Washington	Elmore	Vassallo	Earls	Fischer (LB)	Richardson	Perkins	Hall	Golden
Oregon	B. Reed	Mikaele	Washington	D. Reed	Vassallo	Earls	Perkins (NB)	Richardson	Hall	Golden	Wade
ASU	B. Reed	Mikaele	Washington	Elmore	Vassallo	Fischer	Perkins (NB)	Wade	Wilcox	Hall	Golden
Okla State	B. Reed	Mikaele	S. Tuihalamaka	Elmore	Vassallo	Earls	Fischer (LB)	Wade	Hall	Perkins	Golden

## 2011

Offense	WR	IR/TE/RB	LT	LG	C	RG	RT	QB	RB	IR/HB	WR
NAU	Criner	Douglas (IR)	M. Baucus	Putton	Quinn	Zink	Ebbele	Foles	Antolin	Tutogi (HB)	Crump
Okla. St.	A. Hill	Douglas (IR)	M. Baucus	Putton	Quinn	Zink	Ebbele	Foles	Antolin	Roberts (IR)	Crump
Stanford	Criner	Douglas (IR)	M. Baucus	Putton	Quinn	Biskin	Ebbele	Foles	Antolin	Tutogi (HB)	Crump
Oregon	Criner	Douglas (IR)	M. Baucus	Putton	Quinn	Biskin	Ebbele	Foles	Antolin	Roberts (IR)	Crump
USC	Criner	Robinson (TE)	M. Baucus	Zink	Quinn	Biskin	Ebbele	Foles	Antolin	Tutogi (HB)	Crump
Oregon St.	Criner	Douglas (IR)	M. Baucus	Lees	Quinn	Biskin	Ebbele	Foles	Antolin	Roberts (IR)	Crump
UCLA	Criner	Jenkins (RB)	M. Baucus	Putton	Quinn	Biskin	Ebbele	Foles	Antolin	Tutogi (HB)	Buckner
Washington	Criner	Douglas (IR)	M. Baucus	Lees	Quinn	Biskin	Ebbele	Foles	Antolin	Roberts (IR)	Crump
Utah	Criner	Robinson (TE)	M. Baucus	Putton	Quinn	Biskin	Ebbele	Foles	Antolin	Roberts (IR)	Crump
Colorado	Criner	Douglas (IR)	M. Baucus	Putton	Quinn	Biskin	Ebbele	Foles	Antolin	Tutogi (HB)	Crump
Arizona St.	Criner	Douglas (IR)	M. Baucus	Putton	Quinn	Biskin	Ebbele	Foles	Antolin	Morrison (IR)	Crump
Louisiana	Criner	Douglas (IR)	M. Baucus	Putton	Quinn	Biskin	Ebbele	Beirne	Antolin	Tutogi (HB)	Crump
Defense	DE	DT	DT	DE	LB	LB	LB/NB	CB	S	S	CB
NAU	Usman	Tuihalamaka	Washington	Parish	Earls	Vassallo	Hankins (L)	Wade	Golden	Flowers	Richardson
Okla. St.	Usman	Tuihalamaka	Washington	Parish	Earls	Vassallo	Hankins (L)	Wade	Golden	Flowers	Richardson
Stanford	Washington	Tuihalamaka	Fuimaono	Parish	Earls	Vassallo	Hankins (L)	Wade	Golden	Flowers	Richardson
Oregon	De Rego	Tuihalamaka	Fuimaono	Parish	Earls	Vassallo	Grandon (N)	Wade	Golden	Watley	Richardson
USC	Usman	Tuihalamaka	Ward	Parish	Earls	Vassallo	Hobson (L)	Wade	Golden	Flowers	Richardson
Oregon St.	Usman	Taula	Ward	Parish	Earls	Vassallo	Grandon (N)	Wade	Golden	Hall	Richardson
UCLA	Usman	Tuihalamaka	Washington	Parish	Earls	Vassallo	Bondurant (L)	Wade	Golden	Flowers	Richardson
Washington	Usman	Tuihalamaka	Washington	Parish	Earls	Vassallo	Bondurant (L)	Wade	Golden	Flowers	Johnson
Utah	Pettinato	Tuihalamaka	Washington	Taula	Earls	Vassallo	Bondurant (L)	Wade	Golden	Flowers	Grandon
Colorado	Pettinato	Tuihalamaka	Ward	Taula	Earls	Vassallo	Bondurant (L)	Johnson	Golden	Flowers	Richardson
Arizona St.	Pettinato	Tuihalamaka	Taula	Vassallo	Earls	Bondurant	Grandon (N)	Wade	Golden	Flowers	Richardson
Louisiana	Usman	Fanene	Parish	Parish	Earls	Vassallo	Bondurant (L)	Wade	Golden	Flowers	Richardson

## 2012

Offense	WR	Slot	LT	LG	C	RG	RT	QB	RB	FB/RB/TE/SLOT	WR
Toledo	Buckner	Morrison	Baucus	Putton	Quinn	Biskin	Ebbele	Scott	Carey	Tutogi (FB)	Miller
Okla. St.	Buckner	Hill	Baucus	Putton	Quinn	Biskin	Ebbele	Scott	Carey	Tutogi (FB)	Miller
S.C. State	Buckner	Hill	Baucus	Putton	Quinn	Biskin	Ebbele	Scott	Carey	Tutogi (FB)	Miller
at Oregon	Buckner	Hill	Baucus	Putton	Quinn	Biskin	Ebbele	Scott	Carey	Jenkins (RB)	Richards
Oregon St.	Buckner	Hill	Baucus	Zink	Quinn	Putton	Ebbele	Scott	Carey	Tutogi (FB)	Richards
Stanford	Buckner	Hill	Baucus	Zink	Bachman	Putton	Ebbele	Scott	Carey	Tutogi (TE)	Miller
Washington	Buckner	Hill	Baucus	Putton	Bachman	Zink	Ebbele	Scott	Carey	Tutogi (FB)	Richards
USC	Buckner	Hill	Baucus	Putton	Bachman	Zink	Ebbele	Scott	Carey	Wharton (Slot)	Richards
UCLA	Buckner	Hill	Baucus	Putton	Bachman	Zink	Ebbele	Scott	Carey	Wharton (Slot)	Richards
Colorado	Buckner	Hill	Baucus	Bundage	Quinn	Zink	Ebbele	Denker	Carey	Wharton (Slot)	Richards
Utah	Buckner	Hill	Baucus	Zink	Quinn	Biskin	Ebbele	Scott	Carey	Wharton (Slot)	Richards
Arizona St.	Buckner	Hill	Baucus	Zink	Quinn	Biskin	Ebbele	Scott	Carey	Tutogi (TE)	Richards
Nevada	Buckner	Hill	Baucus	Putton	Quinn	Biskin	Ebbele	Scott	Carey	Tutogi (FB)	Richards
Defense	End	Nose	Tackle	SLB	MLB	WLB	Spur	Bandit	CB	CB	FS
Toledo	Austin	Hood	Gilbert	Flowers	Fischer	Jackson	Bondurant	Tevis	McKnight	Richardson	Grandon
Okla. St.	Austin	Tuihalamaka	Gilbert	Flowers	Fischer	Jackson	Bondurant	Tevis	McKnight	Richardson	Grandon
S.C. State	Austin	Tuihalamaka	Gilbert	Flowers	Fischer	Jackson	Bondurant	Tevis	McKnight	Richardson	Grandon
Oregon	Austin	Tuihalamaka	Gilbert	Flowers	Fischer	Jackson	Bondurant	Tevis	McKnight	Richardson	Grandon
Oregon St.	Austin	Tuihalamaka	Pettinato	Flowers	Fischer	Jackson	Bondurant	Tevis	McKnight	Richardson	Grandon
Stanford	Taula	Tuihalamaka	Pettinato	Flowers	Fischer	Jackson	Bondurant	Onwuasor	McKnight	Richardson	Grandon
Wash.	Washington	Tuihalamaka	Pettinato	Flowers	Fischer	Jackson	Bondurant	Onwuasor	McKnight	Rainey	Grandon
USC	Washington	Tuihalamaka	Pettinato	Flowers	Fischer	Jackson	Bondurant	Tevis	McKnight	Rainey	Grandon
UCLA	Pettinato	Tuihalamaka	Gilbert	Flowers	Fischer	Jackson	Bondurant	Tevis	McKnight	Richardson	Grandon
Colorado	Pettinato	Tuihalamaka	Gilbert	Flowers	Fischer	Dozier	Bondurant	Tevis	Rainey	Richardson	Miles
Utah	Pettinato	Tuihalamaka	Gilbert	Flowers	Fischer	Jackson	Bondurant	Tevis	Rainey	Richardson	Miles
Arizona St.	Washington	Hood	Pettinato	Flowers	Fischer	Jackson	Bondurant	Tevis	Rainey	Richardson	Miles
Nevada	Pettinato	Hood	Gilbert	Flowers	Fischer	Jackson	Capers Jr.	Tevis	Rainey	Richardson	Miles

# Game-by-Game Starters (Since 1992)



## 2013

OFFENSE	WR	Slot	LT	LG	C	RG	RT	QB	RB	RB/TE/SLOT	WR
NAU	Miller	Wharton	Baucus	Bundage	Gurrola	Putton	Ebbele	Denker	Jenkins	J. Jackson (SL)	Georges
UNLV	Miller	Grant	Baucus	Bundage	Gurrola	Putton	Ebbele	Denker	Jenkins	J. Jackson (SL)	Georges
UTSA	Grant	J. Jackson	Baucus	Bundage	Gurrola	Putton	Ebbele	Denker	Jenkins	Carey (RB)	Wharton
Washington	Grant	J. Jackson	Baucus	Bundage	Gurrola	Putton	Maiava	Denker	Carey	Miller (TE)	Phillips
USC	Grant	Phillips	Baucus	Bundage	Gurrola	Maiava	Ebbele	Denker	Carey	Jenkins (RB)	Miller
Utah	Richards	Phillips	Baucus	Bundage	Gurrola	Putton	Ebbele	Denker	Carey	Jenkins (RB)	Miller
Colorado	Richards	Phillips	Baucus	Bundage	Gurrola	Putton	Ebbele	Denker	Carey	Grant (SL)	Miller
California	Richards	Phillips	Baucus	Bundage	Gurrola	Putton	Ebbele	Denker	Carey	Jenkins (RB)	Miller
UCLA	Richards	Phillips	Baucus	Bundage	Gurrola	Putton	Ebbele	Denker	Carey	Grant (SL)	Miller
Wash. St.	Griffey	Phillips	Baucus	Bundage	Gurrola	Putton	Ebbele	Denker	Carey	Grant (SL)	Miller
Oregon	Griffey	Phillips	Baucus	Bundage	Gurrola	Putton	Ebbele	Denker	Carey	Jenkins (RB)	Grant
Arizona St.	Griffey	Phillips	Baucus	Bundage	Gurrola	Putton	Ebbele	Denker	Carey	Miller (TE)	Grant
Boston Coll.	Griffey	Phillips	Baucus	Bundage	Gurrola	Putton	Ebbele	Denker	Carey	Miller (TE)	Wharton

DEFENSE	End	Nose	Tackle	SLB	MLB	WLB	Spur	Bandit	CB	CB	FS
NAU	Tuihalamaka	Hood	Gilbert	Wright	Fischer	Flowers	Bondurant	Tevis	McKnight	Richardson	Grandon
UNLV	Tuihalamaka	Hood	Gilbert	Wright	Fischer	Flowers	Bondurant	Tevis	McKnight	Richardson	Grandon
UTSA	Tuihalamaka	Hood	Gilbert	Wright	Fischer	Flowers	Bondurant	Tevis	McKnight	Richardson	Grandon
Wash.	Tuihalamaka	Hood	Gilbert	Wright	Fischer	Flowers	Bondurant	Tevis	McKnight	Richardson	Grandon
USC	Tuihalamaka	Hood	Gilbert	Wright	Fischer	Flowers	Bondurant	Tevis	McKnight	Richardson	Grandon
Utah	Tuihalamaka	Hood	Gilbert	Wright	Fischer	Flowers	Bondurant	Parks	McKnight	Richardson	Grandon
Colorado	Tuihalamaka	Hood	Gilbert	Wright	Fischer	Flowers	Lopez	Parks	McKnight	Richardson	Grandon
California	Tuihalamaka	Hood	Gilbert	Tevis	Wright	Flowers	Bondurant	Parks	McKnight	Richardson	Grandon
UCLA	Tuihalamaka	Hood	Gilbert	Wright	Fischer	Flowers	Bondurant	Tevis	McKnight	Richardson	Grandon
Wash. St.	Tuihalamaka	Taula	Gilbert	Tevis	Fischer	Flowers	Bondurant	Parks	McKnight	Richardson	Grandon
Oregon	Tuihalamaka	Hood	Gilbert	Wright	Fischer	Flowers	Bondurant	Tevis	McKnight	Richardson	Grandon
Arizona St.	Tuihalamaka	Hood	Gilbert	Wright	Fischer	Flowers	Bondurant	Tevis	McKnight	Richardson	Grandon
B. College	Tuihalamaka	Hood	Gilbert	Wright	Fischer	Flowers	Bondurant	Tevis	McKnight	Richardson	Grandon

## 2014

Offense	WR	WR/SLOT	LT	LG	C	RG	RT	TE/SLOT	WR	RB	QB
UNLV	C. Jones	Grant	Baucus	Bundage	Gurrola	Alsadek	Ebbele	Neal (SL)	Hill	Jones-Grigsby	Solomon
UTSA	C. Jones	Grant	Baucus	Bundage	Gurrola	Maiava	Ebbele	Phillips (SL)	Hill	Wilson	Solomon
Nevada	C. Jones	Grant	Baucus	Bundage	Gurrola	Maiava	Ebbele	Phillips (SL)	Hill	Wilson	Solomon
California	C. Jones	Neal	Baucus	Bundage	Gurrola	Maiava	Ebbele	Phillips (SL)	Hill	Wilson	Solomon
Oregon	C. Jones	Grant	Baucus	Bundage	Gurrola	Alsadek	Ebbele	Phillips (SL)	Hill	Jones-Grigsby	Solomon
USC	C. Jones	Grant	Baucus	Maiava	Gurrola	Alsadek	Ebbele	Neal (SL)	Hill	Jones-Grigsby	Solomon
WSU	C. Jones	Neal	Baucus	Bundage	Gurrola	Alsadek	Ebbele	Kern (TE)	Hill	Jones-Grigsby	Solomon
UCLA	C. Jones	Grant	Baucus	Bundage	Gurrola	Alsadek	Ebbele	Neal (SL)	Hill	Jones-Grigsby	Solomon
Colorado	C. Jones	Phillips	Baucus	Bundage	Gurrola	Alsadek	Ebbele	Hill (TE)	Grant	Jones-Grigsby	Solomon
Washington	C. Jones	Neal	Baucus	Bundage	Gurrola	Alsadek	Ebbele	Grant (SL)	Hill	Wilson	Solomon
Utah	C. Jones	Neal	Baucus	Bundage	Gurrola	Alsadek	Ebbele	Hill (TE)	Grant	Wilson	Solomon
ASU	C. Jones	Neal	Baucus	Bundage	Gurrola	Alsadek	Ebbele	Hill (TE)	Grant	Wilson	Solomon
Oregon	C. Jones	Neal	Baucus	Bundage	Gurrola	Alsadek	Ebbele	Hill (SL)	Griffey	Wilson	Solomon
Boise S.T.	Griffey	Grant	Baucus	Maiava	C. Wood	Alsadek	Ebbele	Neal (SL)	Hill	Wilson	Solomon

Defense	DE	NG	DT	LB	LB	LB	CB	SPUR	BANDIT	FS	CB
UNLV	J. Allen	Worthy	Pettinato	Matthews	Wright	Ippolito	McKnight	Parks	Tevis	Grandon	McCall Jr.
UTSA	Gilbert	Worthy	Pettinato	Matthews	Wright	Ippolito	McKnight	Parks	Tevis	Grandon	McCall Jr.
Nevada	Gilbert	Zellers	Pettinato	Matthews	Wright	Turituri	McKnight	Parks	Tevis	Grandon	McCall Jr.
California	Gilbert	Worthy	Pettinato	Bondurant	Wright	Turituri	McKnight	Parks	Tevis	Grandon	McCall Jr.
Oregon	Gilbert	Zellers	Pettinato	Bondurant	Wright	Ippolito	McKnight	Parks	Tevis	Grandon	McCall Jr.
USC	Gilbert	Zellers	Pettinato	Matthews	Wright	Ippolito	McKnight	Parks	Tevis	Grandon	McCall Jr.
WSU	Turituri	Gilbert	Pettinato	Bondurant	Wright	Tevis	McKnight	Parks	Allah	Grandon	McCall Jr.
UCLA	Gilbert	Zellers	Pettinato	Tevis	Wright	Ippolito	McKnight	Parks	Allah	Grandon	Denson
Colorado	Gilbert	Zellers	Pettinato	Matthews	Wright	Ippolito	McKnight	Parks	Tevis	Grandon	Denson
Washington	Gilbert	Fuimaono	Pettinato	Matthews	Wright	Turituri	McKnight	Parks	Tevis	Grandon	McCall Jr.
Utah	Gilbert	Fuimaono	Pettinato	Bondurant	Wright	Turituri	McKnight	Parks	Tevis	Grandon	McCall Jr.
ASU	Gilbert	Fuimaono	Pettinato	Bondurant	Wright	Turituri	McKnight	Parks	Tevis	Grandon	McCall Jr.
Oregon	Gilbert	Fuimaono	Pettinato	Bondurant	Wright	Turituri	McKnight	Parks	Tevis	Grandon	McCall Jr.
Boise St.	Gilbert	Zellers	Pettinato	Bondurant	Wright	Turituri	McKnight	Parks	Tevis	Grandon	McCall Jr.

## 2015

Offense	WR	WR/SLOT	LT	LG	C	RG	RT	TE/SLOT	WR	RB	QB
UTSA	Richards	Jackson	Friekh	Hemmila	Bundage	Alsadek	Maiava	Phillips	Jones	Wilson	Solomon
Nevada	Richards	Jackson	Tagaloa	Hemmila	Bundage	Alsadek	Maiava	Phillips	Jones	Wilson	Solomon
NAU	Richards	Grant	Tagaloa	Hemmila	Bundage	Alsadek	Maiava	Phillips	Jones	Wilson	Solomon
UCLA	Richards	Grant	Tagaloa	Hemmila	Bundage	Alsadek	Maiava	Phillips	Jones	Wilson	Solomon
Stanford	Richards	Grant	Tagaloa	Hemmila	Bundage	Alsadek	Maiava	Phillips	Jones	Wilson	Randall
Oregon St.	Richards	Grant	Friekh	Tagaloa	Bundage	Alsadek	Maiava	Phillips	Jones	Wilson	Solomon
Colorado	Richards	Grant	Friekh	Tagaloa	Bundage	Alsadek	Maiava	Phillips	Jones	Baker	Solomon
Wash. St.	Richards	Grant	Friekh	Tagaloa	Bundage	Alsadek	Maiava	Phillips	Jones	Wilson	Solomon
Washington	Richards	Grant	Friekh	Tagaloa	Bundage	Alsadek	Maiava	Phillips	Jones	Baker	Solomon
USC	Richards	Grant	Friekh	Hemmila	Bundage	de Beer	Maiava	Phillips	Jones	Baker	Solomon
Utah	Richards	Phillips	Friekh	de Beer	Bundage	Alsadek	Maiava	Kern (TE)	Jones	Wilson	Solomon
ASU	Richards	Phillips	Friekh	de Beer	Bundage	Alsadek	Maiava	Kern (TE)	Jones	Wilson	Randall
New Mexico	Richards	Grant	Friekh	de Beer	Bundage	Alsadek	Maiava	Phillips	Jones	Baker	Solomon

Defense	DE	NT	DT	LB	LB	LB	CB	SPUR	BAND	FS	CB
UTSA	Gilbert	Fuimaono	Bruno	Turituri	Wright	Miller	Morrison	Parks	Lopez	Allah	Neal
Nevada	Gilbert	Fuimaono	Bruno	Turituri	Gregory	Matthews	Morrison	Parks	Jones	Allah	Neal
NAU	Gilbert	Fuimaono	Worthy	Turituri	Tyler	Matthews	Denson	Parks	Jones	Allah	Neal
UCLA	Gilbert	Fuimaono	Bruno	Turituri	Wright	Matthews	Denson	Parks	Jones	Allah	Neal
Stanford	Gilbert	Fuimaono	Bruno	Morgan	Jackson	Matthews	Denson	Parks	Jones	Allah	Neal
Oregon St.	Gilbert	Fuimaono	Bruno	Miller	Matthews	Magloire	Denson	Parks	Jones	Allah	McCall
Colorado	Gilbert	Fuimaono	Bruno	Miller	Matthews	Magloire	Denson	Parks	Jones	Allah	Whittaker
Wash. St.	Banda	Bruno	Gilbert	Miller	Magloire	Parks	Neal	Allah	Mashack	Flannigan-Fowles	Whittaker
Washington	Gilbert	Fuimaono	Bruno	Magloire	Jackson	Miller	Whittaker	Parks	Jones	Allah	Neal
USC	Gilbert	Fuimaono	Bruno	Magloire	Matthews	Miller	McCall	Parks	Jones	Allah	Neal
Utah	Gilbert	Fuimaono	Bruno	Magloire	Matthews	Miller	McCall	Parks	Jones	Allah	Neal
ASU	Gilbert	Fuimaono	Bruno	Magloire	Jackson	Miller	McCall	Parks	Jones	Allah	Neal
New Mexico	Gilbert	Fuimaono	Worthy	Magloire	Wright	Miller	McCall	Parks	Jones	Allah	Neal

## Arizona Bowl History

**Record: 9-10-1**

Date	Bowl	Opponent	Result	Location	Attendance
Dec. 19, 2015	Gildan New Mexico Bowl	New Mexico	W, 45-37	Albuquerque, N.M.	30,289
Dec. 31, 2014	VIZIO Fiesta Bowl	Boise State	L, 30-38	Glendale, Ariz.	66,896
Dec. 31, 2013	AdvoCare V100 Bowl	Boston College	W, 42-19	Shreveport, La.	36,917
Dec. 15, 2012	Gildan New Mexico Bowl	Nevada	W, 49-48	Albuquerque, N.M.	24,610
Dec. 29, 2010	Valero Alamo Bowl	Oklahoma State	L, 10-36	San Antonio, Texas	57,593
Dec. 30, 2009	Pacific Life Holiday Bowl	Nebraska	L, 0-33	San Diego, Calif.	64,607
Dec. 20, 2008	Las Vegas Bowl	BYU	W, 31-21	Las Vegas, Nev.	40,047
Dec. 30, 1998	Culligan Holiday Bowl	Nebraska	W, 23-20	San Diego, Calif.	65,354
Dec. 27, 1997	Insight.com Bowl	New Mexico	W, 20-14	Tucson, Ariz.	49,385
Dec. 27, 1994	Freedom Bowl	Utah	L, 13-16	Anaheim, Calif.	27,477
Jan. 1, 1994	IBM OS/2 Fiesta Bowl	Miami	W, 29-0	Tempe, Ariz.	72,260
Dec. 31, 1992	John Hancock Bowl	Baylor	L, 15-20	El Paso, Texas	41,622
Dec. 25, 1990	Aloha Bowl	Syracuse	L, 0-28	Honolulu, Hawaii	32,217
Dec. 31, 1989	Copper Bowl	N. Carolina State	W, 17-10	Tucson, Ariz.	37,237
Dec. 27, 1986	Aloha Bowl	North Carolina	W, 30-21	Honolulu, Hawaii	26,743
Dec. 28, 1985	Sun Bowl	Georgia	T, 13-13	El Paso, Texas	52,203
Dec. 25, 1979	Fiesta Bowl	Pittsburgh	L, 10-16	Tempe, Ariz.	55,347
Dec. 28, 1968	Sun Bowl	Auburn	L, 10-34	El Paso, Texas	32,302
Jan. 1, 1949	Salad Bowl	Drake	L, 13-14	Phoenix, Ariz.	14,000
Dec. 26, 1921	East-West Christmas Classic Bowl	Centre (KY.)	L, 0-38	San Diego, Calif.	-

### 1921 East-West Christmas Classic

**Centre (Ky.) 38, Arizona 0**  
**Dec. 26, 1921 // San Diego, Calif.**

SAN DIEGO, Calif. - A dominating squad from Centre (Ky.) College splashed to a 38-0 victory over Arizona in front of several thousand rain-soaked fans, spoiling Arizona's first-ever bowl game appearance.

The Praying Colonels held the Cats to zero first downs in the first half, and Arizona was unable to maintain a good drive throughout the game.

Centre's Red Roberts, one of Walter Camp's first All-America ends, scored the first touchdown five minutes into the match. Later, All-American Alvin (Bo) McMillin went over the right tackle for another score. Centre led 18-0 at the half.

The second half was much the same, as Centre dominated every phase. Just as Arizona was mounting a drive late in the third stanza, an interception ended Western hopes, and the Wildcat defense was unable to halt the potent Eastern attack. Centre's Herb Covington scored on a punt return and a sweep to seal the victory.



### 1949 Salad Bowl

**Drake 14, Arizona 13**  
**Jan. 1, 1949 // Phoenix, Ariz.**

PHOENIX, Ariz. - Arizona couldn't overcome crucial mistakes, and the Drake Bulldogs triumphed, 14-13, before a crowd of 14,000 in nostalgia-filled Montgomery Stadium.

The fiery Midwesterners were outgained by coach Miles Casteel's troops, 355 yards to 206, but the Cats had two fumbles and an interception that ended any hope for a victory. Drake built a 14-7 halftime lead on the strength of Frank Metzger's 1-yard run and Floyd Miller's interception of Ed Wolgast for a 20-yard score. The Cats got on the board with a 15-yard Wolgast rollout.

Arizona roared back in the second half, as running back Charlie Hall romped 79 yards with the third quarter kickoff. The Cats failed to score on their first thrust after the thrilling return, but after an exchange of punts, the durable Wolgast tallied his second touchdown.

Drake carried the luck on this afternoon. Arizona's Wrinfred Tackett, one of the Border-Conference's top extra-point kickers, booted the pigskin against the left upright, the ball bounced away from the goal posts, and Drake escaped with a one-point margin.

Wolgast finished the day with 133 yards rushing, eight yards more than Drake's team total.

#### Score by Quarters

Team	Q1	Q2	Q3	Q4	Final
Drake	7	7	0	0	14
Arizona	0	7	6	0	13

#### Scoring Plays

Drake-Metzger 1 run (Steere kick)  
 Drake-Miller 20 interception ret (Steere kick)  
 Ariz- Wolgast 15run (Tackett kick)  
 Ariz -Wolgast 6 run (failed PAT)

#### Individual Statistics

##### Rushing

Drake: Makertwitz 2—1, Baer 11-36, Stokes 1-1, Rooker 12-38, Handkke 6—35, Tarazeiwch 3-14  
 Arizona: Wolgast 22-133, Carillo 7-22, Hall 15-37, Petersen 4-2, Carpenter 6-37, Tackett 1—3, Hodges 2-49

##### Passing

Drake: Handke 3-4-0 30, Caup 0-2-10  
 Arizona: Wolgast 4-15-1 31, Carillo 0-1-0, 0 Penn 0-1-1-0

##### Receiving:

Drake: Bienemann 2-10, Buting 1-20:  
 Arizona: Petersen 1-7, Woodburn 1-9, Ackerman 1-11, Spillsbury 1-4

##### Punting:

Drake: Handke 9-41.3  
 Arizona: Hall 4-40.3





## 1968 Sun Bowl


**Auburn 34, Arizona 10**  
**Dec. 28, 1968 // El Paso, Texas**

EL PASO, Texas - Arizona battled Auburn on even terms for one half, but within a period of seven minutes in the second half, the Tigers scored 24 points to crush the Wildcats, 34-10, before 32,302 weather-beaten fans and a national television audience in the 34th annual Sun Bowl.

Auburn had taken the lead, 10-0, on a John Riley 52-yard field goal, tying a Sun Bowl record, and a 65-yard touchdown pass from All-SEC quarterback Loran Carter to Mickey Zofko. But the Cats were fit to be tied as Steve Hurley booted a 37-yarder after both teams exchanged turnovers. Arizona held Auburn on fourth down with under two minutes left in the half, and Arizona's Bruce Lee went to work. Two first-down pass completions set up a 12-yard toss to Hal Arnason in the end zone, tying the score 10-10 at the half.

In the third quarter, Auburn took the lead and didn't look back as Tommy Taylor scampered nine yards to put the Tigers up 17-10. Then Buddy McClinton intercepted Lee for the third time in the game and raced 32 yards to score. Auburn's next possession produced a dazzling Carter to Tim Christian 42-yard touchdown pass. Riley then kicked a 41-yard field goal to secure the victory with 11:14 left.

Auburn's Buddy McClinton was voted MVP of the game, and All-America tackle Dave Campbell was honored as the outstanding lineman.



### Score by Quarters

Team	Q1	Q2	Q3	Q4	Final
Auburn	10	0	14	10	34
Arizona	0	10	0	0	10

### Scoring Plays

Auburn- FG Riley 52  
 Auburn- Zofko 65 pass from Carter (Riley kick)  
 Arizona- FG Hurley 37  
 Arizona-Amason 12 pass from Lee (Hurley kick)  
 Auburn-Raylor 9 run (Riley kick)  
 Auburn-McClinron 32 interception ret (Riley kick)  
 Auburn-Christian 42 pass from Carter (Riley kick)  
 Auburn- FG Riley 41

Category	ARIZ	AUB
Score	10	34
FIRST DOWNS	16	12
RUSHES-YARDS (NET)	45-70	54-147
PASSING YDS (NET)	164	156
Passes Att-Comp-Int	44-13-8	28-7-3
TOTAL OFFENSE PLAYS-YARDS	89-234	82-303
Punt Returns-Yards	0-0	5-35
Kickoff Returns-Yards	3-51	0-0
Interception Returns-Yards	3-6	8-101
Punts (Number-Avg)	11-34.3	7-26.4
Fumbles-Lost	2-1	3-2
Penalties-Yards	4-38	4-36

### Individual Statistics

#### Rushing

Auburn: Currier 11-29, Ellis 3-8, Clark 4-1, Hurston 14-49, Carter 7-14, Zuofko 9-26, Crawford 2-0, Taylor 4-20

Arizona: Fuimaono 18-48, Husted 16-35, Gardin 1-22, Lee 2(-15), Driscoll 8(-20)

#### Passing

Auburn: Carter 7-28-3 156 2 TD;  
 Arizona: Lee 6-24-6 89 1TD, Driscoll 7-20-2 75.

#### Receiving:

Auburn: Christian 3-62 1TD, Zofko 1-65 1TD, Griffin 1-5, Ellis 1-7, Currier 1-17  
 Arizona: Sherwood 2-40, Gardin 5-74, Fuimaono 2-4, Amason 1-12 1TD, Coddington 2-32, Mitchell 1-2

#### Punting:

Auburn: Frederick 4-29.0, Brisendine 2-31

### Individual Statistics

#### Rushing

Pitt: McMillian 19-81, Marino 8(-23), Jacobs 7-44, Jones 7-25, Hawkins 3-0  
 Arizona: Heater 15-37, Oliver 12-35, Krohn 6-26, Hersey 4(-4), Neely 1-6

#### Passing

Pitt: Marino 15-29-2 171 1TD  
 Arizona: Krohn 17-34-3 190, Oliver 1-1-0 46

#### Receiving:

Pitt: Domborwski 3-61, Still 3-38, Jacobs 3-1, Bowles 2-39, Moore 1-17, Pryor 1-12, Jones 1-6, McMillian 1(-2)  
 Arizona: Homes 7-94, Jacson 5-89, Haynes 3-41 Oliver 2-5, Heater 1-7

#### Punting:

Pitt: Trout 4-35.7, Marino 1-20  
 Arizona: Kramer 4-39.8

### Score by Quarters

Team	Q1	Q2	Q3	Q4	Final
Pittsburgh	3	3	7	3	16
Arizona	0	0	3	7	10

### Scoring Plays

Pitt - FG Schubert 46  
 Pitt- FG Schubert 36  
 Arizona- FG Weber 38  
 Pitt-Pryor 12 pass from Marino (Schubert kick)  
 Pitt- FG Schubert 46  
 Arizona- Oliver 1 run (Zivic kick)

Category	PITT	ARIZ
Score	16	10
FIRST DOWNS	20	20
RUSHES-YARDS (NET)	44-127	38-91
PASSING YDS (NET)	172	226
Passes Att-Comp-Int	29-15-2	35-18-3
TOTAL OFFENSE PLAYS-YARDS	73-299	73-317
Punt Returns-Yards	1-7	2-37
Kickoff Returns-Yards	2-35	3-53
Interception Returns-Yards	3-30	2-9
Punts (Number-Avg)	5-34.2	4-39.8
Fumbles-Lost	1-0	2-1
Penalties-Yards	10-89	7-85
Possession Time	30:01	29:59
Third-Down Conversions	4-17	9-16
Fourth-Down Conversions	1-1	0-2

## 1979 Fiesta Bowl

**Pittsburgh 16, Arizona 10**  
**Dec. 25, 1979 // Tempe, Ariz.**

TEMPE, Ariz. - The 10th-ranked Pittsburgh Panthers survived a late rally and hung on to defeat Arizona, 16-10, in the 1979 Fiesta Bowl. A national television audience was able to watch superb defensive play on both sides. Arizona's defense held Pitt to 299 yards, while the offense dented the Panther's nationally-ranked defense for 317 yards.

Pitt led 6-0 at halftime on the strength of 46- and 36-yard field goals by the game's most valuable offensive player, Mark Schubert. Arizona moved the ball well, but couldn't get the one big play it needed. The Cats drove to Pitt's 37, 26 and 22, but came up empty each time.

The Cats' trouble came on key plays. Midway through the first period, they were stopped on fourth-and-two at the Pitt 21. Arizona managed to get on the board late in the third period on a 38-yard field goal by Brett Weber, but Pitt answered with a touchdown to expand its lead to 13-3.

The Panthers appeared to have wrapped up the game when Schubert kicked his third field goal of the day with 8:02 left. But the Cats reached into their bag of tricks to get back in the game. From the Pitt 47, fullback Hubie Oliver took a pitch and launched a pass down field to Greg Jackson who caught it at the Panther one. Oliver scored on the next play.

The outcome was in doubt until Terry White picked off a Jim Krohn pass with :58 remaining. Arizona's David Liggins was voted the game's most valuable defensive player on the strength of two key interceptions of Dan Marino passes to thwart Panther drives.





# Arizona in Bowl Games

## 1985 Sun Bowl

Arizona 13, Georgia 13

Dec. 25, 1985 // El Paso, Texas

EL PASO, Texas - Arizona and Georgia each failed on late field goal attempts leaving the teams tied, 13-13, and the record Sun Bowl crowd of 52,203 going home with an empty feeling.

The teams battled on even terms for a half with Georgia's Steve Crumley booting a 37-yard field goal and Arizona's Max Zendejas adding a 22-yarder after an apparent Arizona touchdown was nullified by penalty.

The third quarter belonged to coach Larry Smith's troops, who drove 34 yards with the second-half kickoff before Zendejas nailed a 52-yard field goal. The Wildcats expanded the margin to 13-3 with 3:30 left to play in the stanza, as Martin Rudolph picked off a James Jackson pass and bolted 35 yards for a touchdown.

Georgia took the ensuing kickoff and drove to the Arizona 28, where Davis Jacobs kicked a 45-yarder to begin the Bulldog rally. Two plays later, James DeBow fumbled, and Georgia's Tony Flack recovered to set up Lars Tate's game-tying 2-yard run. Jacobs missed a 44-yarder with 1:14 to play. The Cats then used a 25-yard David Adams run to give Zendejas a 39-yard try with :10 remaining. However, his attempt was wide-right and short.

Zendejas and Georgia center Peter Anderson won outstanding player honors. Arizona finished the season at 8-3-1, while Georgia wound up 7-3-2.

### Score by Quarters

Team	Q1	Q2	Q3	Q4	Final
Georgia	0	3	0	10	13
Arizona	0	3	10	0	13

### Scoring Plays

Georgia- FG Crumley 37  
 Arizona Zendejas 22  
 Arizona- FG Zendejas 52  
 Arizona- Rudolph 35 int ret (Zendejas kick)  
 Georgia- FG Jacobs 44  
 Georgia- L. Tate 2 run (Jacobs kick)

Category	UGA	ARIZ
Score	13	13
FIRST DOWNS	18	11
RUSHES-YARDS (NET)	68-211	30-99
PASSING YDS (NET)	51	133
Passes Att-Comp-Int	8-5-1	22-13-0
TOTAL OFFENSE PLAYS-YARDS	76-262	52-232
Punt Returns-Yards	1-3	0-0
Kickoff Returns-Yards	2-31	3-63
Interception Returns-Yards	0-0	2-35
Punts (Number-Avg)	2-27.5	4-40.0
Fumbles-Lost	1-1	2-2
Penalties-Yards	4-20	7-50
Possession Time	32:42	27:18
Third-Down Conversions	10-18	5-13
Fourth-Down Conversions	2-4	1-1

### Individual Statistics

#### Rushing

Georgia: L. Tate 22-71, Henderson 12-49, Worley 12-56, J. Jackson 16-45, McCluskey 4-9, Lane 2-(-29)  
 Arizona: Adams 13-51, Jenkins 6-22, McLemore 5-10, DeBow 4-13, Knox 2-3

#### Passing


Georgia: J. Jackson 4-7-2 42, Carpenter 1-1-0 9  
 Arizona: Jenkins 13-22-0 133

#### Receiving

Georgia: L. Tate 2-16, Lane 1-11, Sadowski 1-15, Henderson 1-9  
 Arizona: Fairholm 4-40, Adams 3-33, McLemore 2-25, Vickers 2-15, Smith 1-7, Horton 1-13

#### Punting

Georgia: Carpenter 2-27.5  
 Arizona: Rodriguez 4-40.0



### Individual Statistics

#### Rushing

NC: Dorn 7-101, Starr 19-54, Maye 9-24, Lopp 3-13, Hall 2-5  
 Arizona: Adams 23-81, Greathouse 6-8, Prior 4-5, McLemore 4-11, Webb 3-14, Crouch 3-1, Hills 1-5, Knox 1-3, Jenkins 6-(-1)

#### Passing


NC: Maye 17-34-0 171 1TD, Hall 1-1-0 7  
 Arizona: Jenkins 12-23-1 197 1TD

#### Receiving

NC: Starr 7-53, Lewis 3-24, Streater 2-39, Lopp 2-5, Thompson 1-30, Smith 1-15, Marriott 1-6 1TD, Truitt 1-6  
 Arizona: Adams 3-77, Fairholm 2-24, Lotti 1-25, Hill 1-16, Horton 1-13 1TD, Hanawalt 1-11, Greathouse 1-8, Prior 1-4, K. Lewis

#### Punting

NC: Miller 5-37.8, Team 1-30  
 Arizona: Rodriguez 6-36.7



### Score by Quarters

Team	Q1	Q2	Q3	Q4	Final
North Carolina	0	0	7	14	21
Arizona	0	13	17	0	30

### Scoring Plays

Arizona- FG Coston 31  
 Arizona- Adams 1 run (Coston kick)  
 Arizona- FG Coston 38  
 Arizona- FG Coston 52  
 Arizona-Horton 13 pass from Jenkins (Coston kick)  
 Arizona-Greathouse 5 run (Coston kick)  
 NC-Dorn 58 run (Gilarmis kick)  
 NC- Marriott 6 pass from Maye (Gilarmis kick)  
 NC- May 2 run (Gilarmis kick)

Category	ARIZ	UNC
Score	30	21
FIRST DOWNS	15	18
RUSHES-YARDS (NET)	51-187	40-178
PASSING YDS (NET)	187	178
Passes Att-Comp-Int	23-12-1	35-18-0
TOTAL OFFENSE PLAYS-YARDS	74-324	75-375
Punt Returns-Yards	3-51	1-5
Kickoff Returns-Yards	3-51	2-27
Interception Returns-Yards	0-0	1-1
Punts (Number-Avg)	7-31.4	6-36.5
Fumbles-Lost	3-1	5-5
Penalties-Yards	6-45	3-25
Possession Time	33:15	26:45
Third-Down Conversions	7-18	6-16
Fourth-Down Conversions	0-1	0-1

## 1986 Aloha Bowl

Arizona 30, North Carolina 21  
Dec. 27, 1986 // Honolulu, Hawai'i

HONOLULU, Hawaii - Arizona capitalized on big defensive plays to coast to its first-ever post-season victory, 30-21, over North Carolina. All-America free safety Chuck Cecil was the ring-leader of the Cat defense that forced five fumbles with bone-jarring hits.

The Arizona offense showed spark as well. David Adams closed his sterling career with 81 yards rushing and a touchdown and three catches for 77 yards. Offensive MVP Alfred Jenkins finished 12-of-28 passing for 187 yards and a score.

But it was coach Larry Smith's defense which made the big plays to set up points. A Jim Birmingham fumble recovery led to a 31-yard Gary Coston field goal to begin the attack. Later, Boomer Gibson partially blocked a punt, and the Cats put seven more on the board with an Adams one-yard scamper. Danny Lockett's sack of Mark Maye caused a fumble, and the Cats cashed in with another Coston three-pointer for a 13-0 halftime lead.

It was more of the same in the third quarter. Arizona's Jeff Valder booted a 52-yard field goal to set an Aloha Bowl record. Then Cecil clobbered Jonathan Hall, and Jerry Beasley recovered the subsequent fumble at the Tar Heel 30. Jenkins found Jon Horton from 13 yards out for the quick score. Another Tar Heel fumble led to Greathouse's five-yard scoring run, and the Cats were in control.



## 1989 Copper Bowl

Arizona 17, North Carolina State 10  
Dec. 31, 1989 // Tucson, Ariz.

TUCSON, Ariz. - Arizona cashed in on big plays to defeat North Carolina State, 17-10, before an Arizona Stadium crowd of 37,237 in the inaugural Copper Bowl. The Wildcats were dominated statistically, 310 yards to 130 yards including a season-low 50 yards on the turf. However, two unlikely heroes, Olatide Ogunfiditimi and Scott Geyer, made the big plays to pull out the victory.

In the first stanza, neither team could sustain drives, but the Cats got on the board first as Ronald Veal found a double-covered Ogunfiditimi 37 yards down field for a 7-0 advantage. The second quarter proved more magical as Geyer, the Defensive MVP, intercepted Shane Montgomery and raced 85 yards for a score.

But the Wolfpack had a magic wand of their own as Montgomery, the Offensive MVP, capped a 56-yard, nine-play drive with a four-yard touchdown toss to fullback Todd Varn to cut the lead, 14-7. The half ended with a Gary Coston 34-yard field goal. Score: 17-7.

The second half included a Damon Hartman 43-yarder to inch the Pack closer, 17-10. However the New Year brought a little luck to the Cats, as Montgomery just missed a diving Chris Williams over the middle for the possible tying touchdown with 1:02 left.

Arizona Dick Tomey notched a victory in his first-ever bowl game in 13 years as a head coach. The Wildcats finished 8-4 on the season, and the Wolfpack closed at 7-5.

Team	Q1	Q2	Q3	Q4	Final
N.C. State	0	7	3	0	10
Arizona	7	10	0	0	17

### Scoring Plays

Arizona: Ogunfiditimi 37 pass from Veal (Coston kick)  
Arizona Geyer 85 int ret (Coston kick)  
NCS- Varn 4 pass from Montgomery (Hartman kick)  
Arizona- FG Coston 34  
NCS- FG Hartman 43

Category	NCSU	ARIZ
Score	10	17
FIRST DOWNS	23	8
RUSHES-YARDS (NET)	49-88	37-50
PASSING YDS (NET)	222	80
Passes Att-Comp-Int	47-21-2	15-5-1
TOTAL OFFENSE PLAYS-YARDS	96-310	52-130
Punt Returns-Yards	6-10	2-12
Kickoff Returns-Yards	1-31	2-38
Interception Returns-Yards	1-0	2-95
Punts (Number-Avg)	7-37.7	10-41.7
Fumbles-Lost	2-2	3-2
Penalties-Yards	6-49	5-47
Possession Time	38:06	21:54
Third-Down Conversions	10-22	0-12
Fourth-Down Conversions	0-2	0-0

### Individual Statistics

#### Rushing

NCS: Barbour 16-41, Shaw 9-26, Varm 7-23, Jackson 6-14, Manior 5-6, Byrd 1-(-3), Montgomery 5-(-19)  
Arizona: McGill 14-49, Bates 3-6, Streidnig 2-5, Hampton 5-2, Sapp 3-2, Veal 10-14

#### Passing

NCS: Montgomery 21-46-1 222 1TD, Kavuilic 0-1-1  
Arizona: Veal 5-15-1 80 1TD

#### Receiving:

NCS: Byrd 6-67, Harrison 2-43, Javulic 2-26, Varn 5-25 1TD, Barbour 2-19, Lawrence 2-16, Williams 1-13, Jurgens 1-13,  
Arizona: Ogunfiditimi 1-37 1TD, McGill 2-23, Hampton 1-14, Bates 1-6

#### Punting:

NCS: Poag 7-37.7  
Arizona: Nies 10-41.7



Team	Q1	Q2	Q3	Q4	Final
Syracuse	7	7	0	14	28
Arizona	0	0	0	0	0

### Scoring Plays

Syr-Graves 5 run (Biskup kick)  
Syr- Richardson 47 pass from Graves (Biskup kick)  
Syr-Gedney 6 pass from Graves (Biskup kick)  
Syr- Graves 5 run (Biskup kick)

Category	ARIZ	SU
Score	0	28
FIRST DOWNS	14	20
RUSHES-YARDS (NET)	43-149	41-207
PASSING YDS (NET)	77	145
Passes Att-Comp-Int	23-10-0	20-10-2
TOTAL OFFENSE PLAYS-YARDS	66-226	61-352
Punt Returns-Yards	2-1	0-0
Kickoff Returns-Yards	3-62	1-15
Interception Returns-Yards	2-28	0-0
Punts (Number-Avg)	7-31.7	3-40.0
Fumbles-Lost	0-0	1-0
Penalties-Yards	5-40	3-20
Possession Time	29:59	30:01
Third-Down Conversions	4-17	9-14
Fourth-Down Conversions	2-3	1-1

### Individual Statistics

#### Rushing

Syracuse: Graves 11-45, Walker 10-44, Richardson 5-38, Kinnon 6-28, Greene 3-20, Carpenter 1-14, Womack 3-10, Picucci 1-6, Wooten 1-2  
Arizona: Veal 8-26, Malauulu 13-24, McGill 4-18, Hammerschmidt 1-16, Hampton 3-27, LtLovett 5-13, Greathouse 7-12, Gates 1-9, Streidnig 1-4

#### Passing

Syracuse: Graves 10-19-1 145 2TD, Walker 0-11-0  
Arizona: Malauulu 7-14-0 55, Veal 3-9-0 22

## 1990 Eagle Aloha Bowl

Syracuse 28, Arizona 0  
Dec. 25, 1990 // Honolulu, Hawai'i

HONOLULU, Hawaii - Marvin Graves ran for two touchdowns and passed for another score as Syracuse embarrassed Arizona, 28-0, in the ninth Eagle Aloha Bowl game in rain-drenched Aloha Stadium.

Graves scored on a pair of 5-yard runs and threw 47 yards to Terry Richardson and 6 yards to Chris Gedney as the Orangemen ran their record to 7-4-2. Arizona fell to 7-5. The shutout snapped Arizona's 214-game scoring streak, the second longest scoring streak in NCAA history. The last time the Cats were shut out was a 31-0 defeat by Arizona State in 1971.

The Orangemen drove 65 yards in 13 plays following the opening kickoff with Graves scoring on a quarterback draw from the five with 8:35 left in the first quarter.

Syracuse made it 14-0 with 2:22 remaining in the half as Richardson slipped behind the Cat pass defense for an easy 47-yard reception. Arizona tried to get back into the game in the third quarter, twice reaching the Orangemen 35-yard line. But both drives died, and Syracuse put the game away in the fourth quarter with two long marches.

Graves was selected as Syracuse's most valuable player, and cornerback Todd Burden, who had two interceptions and caused a fumble, was selected as Arizona's most valuable player. The week-long inclement weather put a damper on many activities and caused many ticket purchasers to stay at home. There were 32,217 tickets sold but only 14,185 attended the game.

#### Receiving:

Syracuse: Carpenter 3-22, Gedney 2-30 1TD, Kinnon 2-17, Richardson 1-47 1TD, Dees 1-15, Hill 1-13  
Arizona: Vaughn 3-38, McGill 3-11, Jan 2-20, Griffith 1-5, Streidnig 103

#### Punting:

Syracuse: O/Niel 3-40.0  
Arizona: Grand 6-31.7, Coston 1-32.0



# Arizona in Bowl Games

## 1992 Hancock Bowl

**Baylor 20, Arizona 15**  
**Dec. 31, 1992 // El Paso, Texas**

EL PASO, Texas - Arizona's defense lived up to its billing on all but two plays; those spelled doom as Baylor's big scoring passes helped beat the Cats, 20-15, in the John Hancock Bowl.

UA, which unleashed a no-huddle, wide-open passing attack, opened scoring with a Steve McLaughlin first-quarter field goal and increased the lead to 10-0 with a 65-yard scoring drive capped by a George Malauulu quarterback draw for seven yards mid-way through the second quarter.

BU halfback Brandell Jackson hit Melvin Bonner for a 61-yard strike three minutes later, but Arizona answered with a 14-play drive to set up another McLaughlin field goal and take a 13-7 halftime lead.

The Bears, held to 47 yards rushing, went to the air and struck again with another Bonner TD catch for 69 yards from QB J.J. Joe. Shortly into the fourth period, the Bears capitalized on two Arizona fumbles in UA territory and cashed them in for two Terry Weir field goals and a 20-13 lead.

With time running out, Arizona held BU deep on fourth-and-eight, and punter Rhett Delaney took an intentional safety at 0:31. A Chuck Levy 27-yard kickoff return put the Cats in decent shape, and UA drove to the Baylor 28. Two passes from Malauulu into the end zone were incomplete although Heath Bray nearly snagged the game winner on the first try.

### Score by Quarters

Team	Q1	Q2	Q3	Q4	Final
Baylor	0	7	7	6	20
Arizona	3	10	0	2	15

### Scoring Plays

- UA- McLaughlin field goal 22
- UA- Malauulu rush 7 (McLaughlin kick)
- BU- Bonner 61 pass from B. Jackson (Weir kick)
- UA McLaughlin field goal 20
- BU- Bonner 69 pass fro JJ Joe (Delaney kick)
- BU- Weir field goal 32
- BU Weir field goal 35
- UA- Delaney falls in end zone for safety

Category	BAY	ARIZ
Score	20	15
FIRST DOWNS	12	23
RUSHES-YARDS (NET)	43-47	44-136
PASSING YDS (NET)	202	282
Passes Att-Comp-Int	24-8-0	38-20-0
TOTAL OFFENSE PLAYS-YARDS	67-249	82-418
Punt Returns-Yards	1-1	4-36
Kickoff Returns-Yards	2-26	5-105
Interception Returns-Yards	0-0	0-0
Punts (Number-Avg)	6-39.7	5-33.8
Fumbles-Lost	4-0	2-2
Penalties-Yards	8-30	8-91
Possession Time	27:38	32:22
Third-Down Conversions	6-17	6-16
Fourth-Down Conversions	1-2	0-3

### Individual Statistics

#### Rushing

Ariz- Carter 15-49, Malauulu 11-47, Levy 13-31, Johnson 5-9  
 BU: Steaite 10-23, Bell 4-17, Lewis 4-12, Henry 4-10, Mims 5-15, Joe 11-(-1)

#### Passing

Ariz: Malauulu 20-38-0 292  
 BU: Joe 7-23-0, 141 Jackson 1-1-0 61



#### Receiving:

Ariz: Dickey 9-108, Levy 4-85, Bray 4-55, Vaughn 2-19, Carter 1-15,  
 BU: Bonner 5-166 2TD, McKenzie 1-14, Miller 1-12, Mims 1-10

#### Punting:

Ariz: Miller 5-33.8  
 BU: Delaney 6-39.7

### Score by Quarters

Team	Q1	Q2	Q3	Q4	Final
Miami	0	0	0	0	0
Arizona	9	7	6	7	29

### Scoring Plays

- UA-Troy Dickey 13 pass from Dan White (kick failed)
- UA- Steve McLaughlin 39 field goal
- UA-Chuck Levy 68 run (McLaughlin kick)
- UA-Steve McLaughlin 31 field goal
- UA- Steve McLaughlin 21 field goal
- UA- Troy Dickey 14 pass from Dan White (McLaughlin kick)

Category	MIA	ARIZ
Score	0	29
FIRST DOWNS	13	24
RUSHES-YARDS (NET)	20-35	50-257
PASSING YDS (NET)	147	152
Passes Att-Comp-Int	44-15-3	24-12-2
TOTAL OFFENSE PLAYS-YARDS	64-182	74-409
Punt Returns-Yards	0-0	4-19
Kickoff Returns-Yards	7-145	1-18
Interception Returns-Yards	2-13	4-65
Punts (Number-Avg)	10-37.0	5-36.0
Fumbles-Lost	2-1	2-0
Penalties-Yards	6-40	2-25
Possession Time	22:40	37:20
Third-Down Conversions	3-15	4-14
Fourth-Down Conversions	0-1	0-0

### Individual Statistics

#### Rushing

Ariz: Levy 17-142, 1TD, Carter 17-63, G. Taylor 6-41, Johnson 3-8, White 3-(-8)  
 Miami: Stewart 7-35, Bennett 6-32, Jones 1-5, Collins 5-(-30), Costa 1-(-7)

#### Passing

Ariz: White 12-24-138-2, TD, Batten 1-1-14-0  
 Miami: Costa 10-29-91-1, Collins 5-15-50-2.

#### Receiving:

Ariz: Dickey 4-62 2TD, Vaughn 2-41, Levy 2-(-8), Lewis 1-13, LtLovett 1-18, LHarris 1-12, Libman 1-14  
 Miami: CJones 6-98, Stewart 2-3, Tellison 2-13, Bennett 2-(-3), Chambers 1-12, LJones 1-9, Harris 1-5

#### Punting:

Ariz: Peyton 5-180, 36.0, 3 inside 20  
 Miami, Crissy 10-370, 37.0, 1 inside 20

## 1994 IBM OS/2 Fiesta Bowl

**Arizona 29, Miami 0**  
**Jan. 1, 1994 // Tempe, Ariz.**

TEMPE, Ariz. - Arizona's heralded "Desert Swarm" defense lived up to its name, and the Cats' offensive attack nearly named its own price as UA thumped No. 10 Miami, 29-0, in IBM OS/2 Fiesta Bowl XXIII. The convincing victory was the bowl's only shutout in its 23-game history.

UA ran for 257 yards and one touchdown, passed for 152 yards and two touchdowns, had three Steve McLaughlin field goals and held Miami to 182 yards in total offense. The Wildcats' swarming defense limited the Canes to Fiesta Bowl record-lows of 22 rushes and 35 yards, plus picked off three Miami passes and sacked the quarterback four times.

Tailback Chuck Levy ran for 142 yards including a 68-yard scoring dash and earned Fiesta Bowl offensive MVP honors, while defensive end Tedy Bruschi recorded a sack and earned defensive MVP honors for UA.

UA jumped to a quick lead on its first possession, driving 75 yards with Dan White throwing a 13-yard TD pass to Troy Dickey. Arizona never looked back.

The Canes' total offense was the second-lowest in Fiesta Bowl history, and the Arizona margin of victory was the second-largest in bowl history. Arizona enjoyed a time of possession advantage of 37:20 to 22:40 for Miami, another bowl record. Miami's frustration was typified by its first possession, starting at its own 37-yard line. Three plays later the Canes punted on fourth-and-41 from their own 6-yard line.

The game gave UA its first 10-victory season in 90 years of football, and its strong showing earned the Cats a No. 9 final ranking in the coaches poll and No. 10 in the media poll.







## 1994 Freedom Bowl

Utah 16, Arizona 13  
Dec. 27, 1994 // Anaheim, Calif.


ANAHEIM, Calif. - Utah used a 72-yard kickoff return to set up the winning touchdown, as the Utes upset No. 14 Arizona in the 11th annual Freedom Bowl, 16-13. A crowd of 27,477 watched as the Cats used a stifling defense to hold Utah to only 75 yards of total offense.

Arizona quarterback Dan White connected with Ontivaun Carter from 23 yards out to give the Cats the early lead. After a White fumble deep in Arizona territory, Utah running back Charlie Brown scampered in from six yards out to tie the score.

After a 44-yard field goal by Steve McLaughlin, the Cats had first-and-goal at the Utah 2-yard line, but two dropped passes by Tim Thomas and then Lamar Lovett in the end zone forced the Cats to kick a 20-yard field goal. Late in the fourth quarter with Arizona leading 13-7, and Matt Peyton having to punt from his own end zone, the Cats gambled and took a safety as Peyton stepped out of the back of the end zone.

On the ensuing kickoff, Cal Beck returned the ball to the Arizona 5-yard line. The Wildcat defense held the Utes on three straight downs to set up a fourth-and-goal. Quarterback Mike McCoy scrambled out of the pocket and was in the grasp of Chuck Osborne but managed to get the pass off and found Kevin Dyson in the corner of the end zone for the winning score. A final UA drive ended in an interception.

The Cats recorded six sacks on the day, three of them by Tedy Bruschi, who earned Defensive MVP honors. Chuck Osborne had two sacks, and Sean Harris led the team with nine tackles.



UTAH vs ARIZONA  
December 27, 1994 • ANAHEIM STADIUM

### Individual Statistics

#### Rushing

Ariz: Carter 19-44, Myles 9-12, G. Taylor 2-11, Peyton 1(-3), Dice 1(-5), White 5(-14)  
Utah: C. Brown 16-44, Johnson 4-6, Homilton 2(-2), McCoy 10(-42)

#### Passing

Ariz: White 13-27-1 139  
Utah: McCoy 11-25-2 69

#### Receiving:

Ariz: Dice 7-65, Carter 4-50, Lovett 1-17, Chiasson 1-7  
Utah: Tucker 4-28; Marsh 3-25, C. Brown 2-8, Dyson 2-8

#### Punting:

Ariz: Peyton 6-195 39.0, McLaughlin 1-26 26.0  
Utah: J. Jones 10-410 41.0

### Score by Quarters

Team	Q1	Q2	Q3	Q4	Final
UNM	0	7	7	0	14
UA	7	6	7	0	20

### Scoring Plays

UA- Eafon 15 yard rush (McDonald kick)  
UNM- Thomas 15 yard pass from Leigh (Cason kick)  
UA- Candidate 3 yard rush (kick failed)  
UA- Eafon 1 yard rush (McDonald kick)  
UNM- Leigh 4 yard rush (Cason kick)

Category	UNM	ARIZ
Score	20	14
FIRST DOWNS	16	19
RUSHES-YARDS (NET)	35-140	59-209
PASSING YDS (NET)	150	89
Passes Att-Comp-Int	32-12-4	22-7-2
TOTAL OFFENSE PLAYS-YARDS	67-290	81-298
Fumble Returns-Yards	0-0	0-0
Punt Returns-Yards	4-18	3-9
Kickoff Returns-Yards	4-71	2-50
Interception Returns-Yards	2-11	4-45
Punts (Number-Avg)	7-40.7	9-38.7
Fumbles-Lost	0-0	0-0
Penalties-Yards	9-60	5-39
Possession Time	24:15	35:45
Third-Down Conversions	5-15	6-18
Fourth-Down Conversions	1-1	2-2

### Individual Statistics

#### Rushing

Ariz: Candiate 24-97, Eafon 19-75, Schmidtke 9-24, Northcutt 2-25, Smith 1-6, Batten 1(-4), Jenkins 3(-14)  
UNM: Leigh 17-79, Gordon 3-42, Johnson 6-23, Shelton 3-3, Marion 6(-7)

#### Passing

UNM: Leigh 12-35-4 150  
Ariz: Batten 7-17-0 89, Smith 0-1-1, 0; Jenkins 0-4-1,0



#### Receiving:

UNM: Volz 5-51, Thomas 3-39, Messer 1-35, Shelton 1-8, Doran 1-15, Johnson 1(-9)  
Ariz: Brennan 3-33, Lucky 2-37, Northcutt 2-19

#### Punting:

UNM: Bloom 7-285, 40.7  
Ariz: Springston 9-348, 38.7 Ariz: Peyton 6-195 39.0, McLaughlin 1-26 26.0  
Utah: J. Jones 10-410 41.0

### Score by Quarters

Team	Q1	Q2	Q3	Q4	Final
Utah	0	7	0	9	16
Arizona	7	0	0	6	13

### Scoring Plays

UA- Carter 23 yard pass from White (kick McLaughlin)  
Utah-C. Brown 6 yard rush (kick Pulsipher)  
UA- FG McLaughlin 44 yards  
UA-FG McLaughlin 20 yards  
Utah- Safety-Peyton step OB end zone  
Utah-Dyson 5 yard pass from McCoy (kick Pulsipher)

Category	ARIZ	UTAH
Score	13	16
FIRST DOWNS	14	5
RUSHES-YARDS (NET)	37-45	32-6
PASSING YDS (NET)	139	69
Passes Att-Comp-Int	27-13-1	25-11-2
TOTAL OFFENSE PLAYS-YARDS	64-184	57-75
Fumble Returns-Yards	0-0	0-0
Punt Returns-Yards	4-28	2-6
Kickoff Returns-Yards	3-59	5-173
Interception Returns-Yards	2-15	1-26
Punts (Number-Avg)	6-36.8	10-41.0
Fumbles-Lost	2-2	0-0
Penalties-Yards	4-35	9-94
Possession Time	32:27	27:33
Third-Down Conversions	3-13	3-15
Fourth-Down Conversions	0-1	2-2

## 1997 Insight.com Bowl

Arizona 20, New Mexico 14  
Dec. 27, 1997 // Tucson, Ariz.

TUCSON, Ariz. - Four Wildcat interceptions helped seal a hard-fought victory for Arizona over New Mexico in the ninth Insight.com Bowl, 20-14, before a crowd of 49,385 in the Cats' house, Arizona Stadium.

UA ran over the Lobos, using a 209-yard running attack featuring the quicker Trung Canidate and the bruising style of Kelvin Eafon on 43 of the team's 81 plays. Canidate was named the game's Most Outstanding Offensive Player with 97 yards and a touchdown on 24 carries, while Eafon earned the game's Most Valuable Player award for his 75 yards and two touchdowns on 19 totes. Thirteen of his rushes came in the fourth quarter when Arizona used ball possession to turn back New Mexico efforts at a game-winning touchdown.

Arizona picked off four passes by UNM's Graham Leigh—one in the first quarter by cornerback Chris McAlister, two in the third quarter by backup corner Kelvin Hunter and strong safety Rashee Johnson, and one in the fourth stanza by cornerback Kelly Malveaux, who returned the ball 44 yards just as the Lobos were crossing midfield. It was Malveaux' first interception of the year. Arizona outside linebacker Jimmy Sprotte earned the bowl's Most Outstanding Defensive Player honor with nine tackles including four hits for losses of 12 yards. Inside linebacker Marcus Bell was the Cats' leading tackler with 10.

Arizona coach Dick Tomey gave fifth-year senior QB Brady Batten the start in the game. An injury early in the year cost him a shot at the every-day spot. He played all but the fourth quarter, when the nominal No. 1 guy for most of the year, Ortege Jenkins, came on.

## 1998 Culligan Holiday Bowl

**Arizona 23, Nebraska 20**  
**Dec. 30, 1998 // San Diego, Calif.**

SAN DIEGO, Calif. - Arizona's defense held the storied Nebraska option rushing attack to 87 net yards, and the No. 5-ranked Wildcats cranked up some tough-guy rushing of their own to score 14 fourth-quarter points and beat the No. 14 Cornhuskers, 23-20, in the 21st annual Culligan Holiday Bowl.

The Cats secured the school's finest record in history and earned enough acclaim through their efforts in the game — the most watched of any college bowl game in ESPN history — to earn a final No. 4 ranking in both the Associated Press and USA Today/ESPN polls.

Unanimous All-America cornerback Chris McAlister cemented his reputation with an outstanding effort, intercepting two passes, one which turned the Huskers back on their final come-back try with less than four minutes remaining. He also had a 78-yard reverse punt return called back because of a questionable blocking call against Derek Hall.

Arizona trailed 13-9 at the half, and both teams struggled through five possessions in the third quarter before UA's Dennis Northcutt gave the Cats some decent field position with a 16-yard punt return to start a 10-play scoring drive. Trung Canidate rushed five times for 37 yards in the span, and Keith Smith completed passes of five yards to Northcutt and Paul Shields and topped it off with a 15-yard strike to Brad Brennan for the score.

Nebraska answered, though, and reclaimed the lead at 20-16 with an eight-play, 88-yard drive, almost exclusively through the air.

With 10 minutes remaining, Smith opened UA's next drive with a seven-yard pass to Shields, then the Cats ran the ball eight straight times for the nine-play, 68-yard drive which netted the final score on a Kelvin Eafon one-yard plunge. Smith had runs of 20, eight and eight yards to set up the score.

UA halted the Huskers with McAlister's second pick and then later used enough clock with a first down to force Nebraska to get the ball back with 34 seconds remaining. One short completion and three incompletions, and the game was over.

Canidate ran for 101 yards on 22 carries. Smith, who completed 11-of-19 passing for 143 yards and ran for 25 more, was named Holiday Bowl Offensive MVP. UA's Mark McDonald, who was 8-17 in field goals during the regular season, was a big key with a perfect 3-for-3 day, including a career-long 48-yarder. NU outgained the Cats, but UA won the turnover battle and kicking game.



### Score by Quarters

Team	Q1	Q2	Q3	Q4	Final
NU	0	13	0	7	20
UA	6	3	0	14	23

### Scoring Plays

UA- Mark McDonald 38 FG  
 UA- Mark McDonald 25 FG  
 UA- Mark McDonald 48 FG  
 NU Kris Brown 25 FG  
 NU-S. Wiggins 45 pass from E. Crouch (Brown kick)  
 NU- Kris Brown 23 FG  
 UA- B. Brennan 15 pass from K. Smith (McDonald kick)  
 NU- T. Wistrom 4 pass from Eric Crouch (Brown kick)  
 UA- Kevin Eafon 1 run (McDonald kick)

Category	ARIZ	NEB
Score	23	20
FIRST DOWNS	16	12
RUSHES-YARDS (NET)	44-158	34-87
PASSING YDS (NET)	158	193
Passes Att-Comp-Int	23-12-0	28-12-2
TOTAL OFFENSE PLAYS-YARDS	67-265	62-280
Fumble Returns-Yards		
Punt Returns-Yards	3-28	3-6
Kickoff Returns-Yards	4-71	5-88
Interception Returns-Yards	2-42	0-0
Punts (Number-Avg)	7-36.0	6-39.2
Fumbles-Lost	4-3	4-2
Penalties-Yards	7-59	2-6
Possession Time	32:34	27:26
Third-Down Conversions	5-17	2-15
Fourth-Down Conversions	1-1	0-1

### Individual Statistics

#### Rushing

Ariz: Candidate 22-101, Smith 11-25, Eafon 5-14, Northcutt 1-(-15), Jenkins 5-(-18)  
 Neb: Crouch 15-28, Makovicka 5-26, Buckhalter 8-22, Christo 2-11, Evans 4-0

#### Passing

Ariz: Smith 11-19-0, 143; Jenkins 1-4-0, 15.  
 Neb: Crouch 12-28-2, 193.

#### Receiving:

Ariz: Northcutt 4-47, Brennan 2-78, Shields 2-12, Lucky 1-15, McDaniel 1-9, Nash 1-4, Eafon 1-(-7)  
 Neb: Davison 3-64, Wistrom 3-41, Cheatham 2-16, Makovicka 1-22, Haafke 1-8, Wiggins 1-45, Buckhalter 1-(-3)

#### Punting:

Ariz: Springston 7-252, 36.0  
 Neb: LaFleur 6-235, 39.2



## 2008 Las Vegas Bowl

**Arizona 31, BYU 21**  
**Dec. 20, 2008 // Las Vegas, Nev.**

LAS VEGAS, Nev. - Arizona capped its best season in nine years with a solid effort against No. 17 Brigham Young, beating the Cougars 31-21 in the Pioneer Las Vegas Bowl.

The Cats took the first lead, set up by a 71-yard pass from Willie Tuitama to Terrell Turner, added a Jason Bondzio 31-yard field goal a third of the way into the second quarter.

Tuitama fumbled a low snap on the first play of the second half and BYU took a 14-10 lead four minutes into the frame with the gift 27-yard drive.

After that, Arizona stalled once, missing a 3rd-and-1 opportunity, but turned right around for a defensive three-and-out and two plays later Tuitama's 37-yard pass to Delashaun Dean struck put the Cats back in the lead.

The Cougs fought back with a 12-play, 39-yard drive, but missed a long field goal attempt. Tuitama hit successive passes of 19 and 17 yards, and after a five-yard gain by Nic Grigsby fired one down the seam to a streaking Chris Gronkowski for a 27-yard score, making it 24-14 at the end of the period.

Five minutes into the final period, Wildcat cornerback Marquis Hundley manned up and intercepted BYU's Max Hall in the end zone, taking it out to the UA 18 yard-line. Tuitama led a seven-play, 82-yard drive, sparked by a 27-yard run by Grigsby and a 23-yard pass to Turner, and then ran it in himself from six yards out for a 31-14 lead. Again the Cougars showed some of their 17th-ranked gumption, using eight Hall passes and two of his runs to get into the end zone quickly, and recovered an ensuing onside kick at the UA 48 yard-line. Hall drove BYU 28 yards, but Mitch Payne's field goal attempt banged off the left upright with 2:07 left.

The Cats ran the ball four times and then Tuitama scootched a three-yard pass to Mike Thomas on the final play of the game, giving the latter the Pac-10 career receiving record with his 259th reception as time expired. Dean led UA with seven catches for 88 yards to help Tuitama complete 24 of 35 throws for 325 yards and the game's MVP award.

### Individual Statistics

#### Rushing

Arizona-Antolin, K. 11-69; Grigsby, N. 4-8; Scott, M. 1-4; Criner, J. 1-1; Foles, N. 3-minus 19.

Nebraska-Burkhead, Rex 17-89; Lee, Zac 18-65; Paul, Niles 1-20; Green, Cody 5-18; Ward, Lester 2-14; Helu Jr., Roy 3-8; Robinson, D. 1-6; Jones, Austin 1-3.

#### Passing

Arizona-Foles, N. 9-30-1-48; Scott, M. 1-1-0-minus 2.

Nebraska-Lee, Zac 13-23-0-173; Green, Cody 0-2-0-0.

#### Receiving:

Arizona-Dean, D. 3-24; Antolin, K. 2-12; Criner, J. 2-2; Grigsby, N. 2-0; Turner, T. 1-8.  
 Nebraska-Paul, Niles 4-123; McNeill, Mike 3-19; Burkhead, Rex 2-14; Kinnie, Brandon 2-12; Gilleylen, C. 1-3; Brooks, Chris 1-2.



### Individual Statistics

#### Rushing

BYU-UNGA, Harvey 17-71; KARIYA, Bryan 3-24; HALL, Max 10-16; COLLIE, Austin 1-3; VAKAPUNA, Fui 1-2.

Arizona-Grigsby, N. 20-87; Thomas, Mike 3-12; Tuitama, Willie 3-minus 4; Team 2-minus 4.

#### Passing

BYU-HALL, Max 30-46-1-328.

Arizona-Tuitama, Willie 24-35-0-325.

#### Receiving:

BYU-COLLIE, Austin 11-119; REED, Michael 9-117; PIT-TA, Dennis 5-58; GEORGE, Andrew 2-15; KARIYA, Bryan 1-8; UNGA, Harvey 1-6; VAKAPUNA, Fui 1-5.

Arizona-Dean, D. 7-88; Turner, T. 4-111; Thomas, Mike 4-29; Gronkowski, R. 4-27; Gronkowski, C. 2-43; Antolin, K. 2-21; Criner, J. 1-6.



### Scoring Plays

NU - Lee, Zac 4 yd run (Henery, Alex kick)  
 NU- Henery, Alex 47 yd field goal  
 NU- Burkhead, Rex 5 yd run (Henery, Alex kick)  
 NU- Henery, Alex 50 yd field goal  
 NU- Henery, Alex 41 yd field goal  
 NU- Henery, Alex 22 yd field goal  
 NU - Paul, Niles 74 yd pass from Lee, Zac (Henery, Alex kick)

Category	ARIZ	NU
Score	0	33
FIRST DOWNS	6	19
RUSHES-YARDS (NET)	20-63	48-223
PASSING YDS (NET)	46	173
Passes Att-Comp-Int	31-10-1	25-13-0
TOTAL OFFENSE PLAYS-YARDS	51-109	73-396
Punt Returns-Yards	1-(-1)	3-45
Kickoff Returns-Yards	7-148	1-49
Interception Returns-Yards	0-0	1-37
Punts (Number-Avg)	9-41.6	4-35.5
Fumbles-Lost	1-0	0-0
Penalties-Yards	2-25	7-55
Possession Time	21:48	38:12
Third-Down Conversions	3-15	9-18
Fourth-Down Conversions	1-2	0-0

### Score by Quarters

Team	Q1	Q2	Q3	Q4	Final
BYU	0	7	7	7	21
ARIZ	7	3	14	7	31

### Scoring Plays

ARIZ - Nic Grigsby 1 yard run (Jason Bondziokick)  
 ARIZ - Jason Bondzio 31 yard field goal  
 BYU - Harvey Unga 1 yard run (Mitch Paynekick)  
 BYU - Andrew George 1 yard pass from Max Hall (Mitch Payne kick)  
 ARIZ - Delashaun Dean 37 yard pass from Willie Tuitama (Jason Bondzio kick)  
 ARIZ - Chris Gronkowski 24 yard pass from Willie Tuitama (Jason Bondzio kick)  
 ARIZ - Willie Tuitama 6 yard run (Jason Bondzio kick)  
 BYU - Max Hall 1 yard run (Mitch Payne kick)

### Category

	BYU	ARIZ
Score	21	31
FIRST DOWNS	22	20
RUSHES-YARDS (NET)	32-116	28-91
PASSING YDS (NET)	328	325
Passes Att-Comp-Int	46-30-1	35-24-0
TOTAL OFFENSE PLAYS-YARDS	78-444	63-416
Punt Returns-Yards	1-2	2-15
Kickoff Returns-Yards	6-120	4-86
Interception Returns-Yards	0-0	1-18
Punts (Number-Avg)	3-37.0	3-32.3
Fumbles-Lost	4-2	3-3

## 2009 Holiday Bowl

**Nebraska 33, Arizona 0**  
**Dec. 30, 2009 // San Diego, Calif.**

SAN DIEGO, Calif. - No. 20 Nebraska showed it was more than two ranking spots ahead of No. 22 Arizona by throttling the Wildcats, 33-0, in the Holiday Bowl.

After developing a reputation for high-scoring games and crazy finishes, the bowl got the first shutout in its 32-year history. Zac Lee threw a 74-yard touchdown pass to Niles Paul in the third quarter to highlight the win, but it was only one moment in a dominating effort.

The coaches expected a defensive game, and the Huskers delivered, earning their first shutout in 46 bowl appearances, plus held UA to 109 net yards. Arizona quarterback Nick Foles was harassed all night and had one of his toughest outings of the year, finishing with nine completions in 30 attempts, for a miniscule 48 yards.

The Wildcats had the ball fourth-and-3 at the Nebraska 8-yard line with 1:41 to go, and eschewed a field goal, with safety P.J. Smith batting down Foles' pass to preserve the shutout. Nebraska free safety Matt O'Hanlon intercepted Foles on the third play from scrimmage and returned it 37 yards to the Arizona 5. Lee scored on a four-yard run two plays later. It was the fastest score in Holiday Bowl history, coming just 75 seconds in.

Nebraska (10-4) got its first 10-win season since 2003. Nebraska's Alex Henery set a Holiday Bowl record with four field goals, from 47, 50, 41 and 22 yards. Arizona finished 8-5. NU coach Bo Pelini earned bragging rights in Youngstown, Ohio, where he and UA coach Mike Stoops grew up and played at Cardinal Mooney High.



# Arizona in Bowl Games

## 2010 Alamo Bowl

Oklahoma State 36, Arizona 10  
Dec. 29, 2010 // San Antonio, Texas

SAN ANTONIO, Texas - No. 14 Oklahoma State kept Arizona's offense out of the end zone and used four Wildcat turnovers to spoil the Pac-10's first game in the bowl since its early years.

Arizona outgained the Cowboys 370 to 312 yards, holding the vaunted OSU offense some 200 yards under its average. After an initial stop, however, Bug Wright fumbled the first punt of the game and gave OSU a short field for a 26-yard drive and the lead. The Cats were stopped on their next possession and OSU's Brandon Weeden connected on a 71-yard toss to Justin Blackmon to add to the lead.

UA answered with a 63-yard drive to cut it to 14-7. After an exchange of possession a short UA punt set the Cowboys up at midfield and OSU settled for the first of three Dan Bailey FGs. On Arizona's ensuing drive, Nick Foles was intercepted by Markelle Martin and returned 62 yards for a score. Bailey missed the kick and it was 23-. UA took the ball inside the OSU 40 yard-line three times but could not score before halftime.

UA showed some life with an Alex Zendejas field goal in the third quarter to make it 23-10 but OSU answered with its longest drive of the night to make it 30-10. Another Foles' interception near midfield set up a second Bailey field goal. Zendejas missed a 34-yarder minutes later in the fourth period, and Bailey knocked one home again for the final score. UA drove to the OSU 9 yard-line but could not cash in on 3rd- and 4th-and-1.

The Cats had 25 first downs to 17 by the Cowboys, held a 15-minute edge in time of possession but were one for three in the red zone, were sacked five times (to zero for UA), and suffered three interceptions and the fumbled punt for -4 turnover margin.

Receiver David Douglas took home the Fred Jacoby Sportsmanship Award for a 6-catch, 91-yard evening while the bowl offensive MVP award went to Blackmon for eight receptions for 112 yards and two scores, and the defensive MVP honor went to OSU defensive back Martin for his key INT.

Score by Quarters					
Team	Q1	Q2	Q3	Q4	Final
OKST	17	6	10	3	36
ARIZ	7	0	3	0	10

### Scoring Plays

OKST - Smith, Jeremy 6 yd run (Bailey, Dan kick),  
OKST - Blackmon, J. 71 yd pass from Weeden, Brandon (Bailey, Dan kick)  
ARIZ - Criner, J. 5 yd pass from Foles, N. (Zendejas, A. kick)  
OKST - Bailey, Dan 40 yd field goal  
OKST - Martin, M. 62 yd interception return (Bailey, Dan kick failed)  
ARIZ - Zendejas, A. 42 yd field goal  
OKST - Blackmon, J. 3 yd pass from Weeden, Brandon (Bailey, Dan kick)  
OKST - Bailey, Dan 50 yd field goal, 8-24 1:40  
OKST - Bailey, Dan 44 yd field goal, 10-53 4:42

Category	OSU	ARIZ
Score	36	10
FIRST DOWNS	17	25
RUSHES-YARDS (NET)	20-72	38-90
PASSING YDS (NET)	240	280
Passes Att-Comp-Int	41-25-0	50-32-3
TOTAL OFFENSE PLAYS-YARDS	61-312	88-370
Punt Returns-Yards	1-6	2-5
Kickoff Returns-Yards	3-76	6-180
Interception Returns-Yards	3-63	0-0
Punts (Number-Avg)	5-39.0	2-38.0
Fumbles-Lost	0-0	1-1
Penalties-Yards	6-66	8-65

### Individual Statistics

#### Rushing

OKST-Hunter, Kendall 10-32; Smith, Jeremy 5-16; Cooper, Josh 1-15; Bowling, Bo 1-9; Randle, Joseph 2-2; TEAM 1-minus 2.

Arizona-Grigsby, N. 16-59; Nwoko, G. 11-36; Antolin, K. 1-1; Criner, J. 1-1; Foles, N. 9-minus 7.

#### Passing

OKST-Weeden, Brandon 25-41-0-240.

Arizona-Foles, N. 32-50-3-280.

#### Receiving:

OKST-Blackmon, J. 9-117; Cooper, Josh 7-53; Bowling, Bo 3-35; Randle, Joseph 2-28; Moore, Tracy 2-13; Smith, Jeremy 1-minus 1; Hunter, Kendall 1-minus 5.

Arizona-Criner, J. 9-47; Douglas, D. 6-91; Morrison, R. 6-66; Grigsby, N. 4-26; Roberts, T. 2-19; Nwoko, G. 2-11; Miller, T. 2-5; Cobb, T. 1-15.



## 2012 Gildan New Mexico Bowl

Arizona 49, Nevada 48  
Dec. 20, 2012 // Albuquerque, N.M.

ALBUQUERQUE, N.M. - With a last-minute touchdown and a successful onside kick recovery, Arizona football pulled out a victory over Nevada, 49-48, at the Gildan New Mexico in Albuquerque, N.M. Saturday's game ties the largest comeback in UA history (21 points). Senior quarterback Matt Scott was named Offensive MVP and junior linebacker Marquis Flowers was named Defensive MVP.

Nevada took a 48-35 lead with 1:48 to play. Arizona answered back with a two-yard Scott touchdown pass to sophomore Austin Hill with a good point after attempt to cut the score to 48-42 with 0:46 to play. Senior John Bonano converted a perfect onside kick attempt with the recovery from Flowers. The Wildcats went on to score the winning touchdown on a two-yard pass to sophomore Tyler Slavin from Scott with 0:19 to play. Flowers then immediately secured the victory with an interception on Nevada's final offensive possession.

Sophomore Ka'Deem Carey ran for 172 yards on 28 carries and three touchdowns. He now tallies 1,929 yards on the season, to continue to lead the nation in rushing. Carey is now UA's school record holder for rushing TDs in season with 23, including his three against Nevada on Saturday. He also set the Arizona bowl game record of rushing yards in a game (172). The previous bowl game record was 142 yards by Chuck Levy against Miami in the 1994 Fiesta Bowl.

In his final game as a Wildcat, Scott threw for 382 yards and three TDs on 28-of-47 pass attempts with two interceptions. He also rushed for 21 yards on six carries and one touchdown. Hill led the UA receivers with eight catches for 175 yards and two touchdowns. Saturday's game marks his fifth 100-yard performance of the season and the sixth of his career.

True freshman linebacker C.J. Dozier paced the defense with 15 tackles, nine solo and six assisted. Junior Shaquille Richardson collected his first pick of the season and the seventh of his career. Junior Jake Fischer recovered his fourth fumble of the season against the Wolf Pack. Flowers also recorded 10 tackles. UA had five true freshmen playing on defense during various points of the game: Keoni Bush-Loo, Dozier, Vince Miles, William Parks and Wayne Capers Jr.

### Individual Statistics

#### Rushing

NEV-JEFFERSON, S. 34-180; FAJARDO, Cody 22-140; HALE, Nick 14-73; BRADLEY, Aaron 1-11; WIMBERLY, B. 2-minus 1.  
ARIZ-Carey, K. 28-172; Scott, M. 6-21; Jenkins, D. 1-6; Team 1-minus 3.

#### Passing

NEV-FAJARDO, Cody 22-31-2-256; COMBS, Devin 0-1-0-0.  
ARIZ-Scott, M. 28-47-2-382.

#### Receiving:

NEV-WIMBERLY, B. 7-57; TURNER, Richy 6-96; BRADLEY, Aaron 3-34; SUDFELD, Zach 2-45; BROCK, Kendall 2-7; HUBER, Joseph 1-13; HALE, Nick 1-4.  
ARIZ-Hill, A. 8-175; Wharton, G. 6-70; Richards, D. 5-53; Slavin, T. 4-37; Carey, K. 3-15; Buckner, D. 2-32.

### Score by Quarters

Team	Q1	Q2	Q3	Q4	Final
NEV	21	10	14	3	48
ARIZ	7	21	0	21	49

### Scoring Plays

NEV - Jefferson, S. 16 yd run (Hardison, Allen kick)  
NEV - Sudfeld, Zach 17 yd pass from Fajardo, Cody (Hardison, Allen kick)  
NEV - Sudeld, Zach 28 yd pass from Fajardo, Cody (Hardison, Allen kick)  
ARIZ - Carey, K. 21 yd run (Bonano, J. kick)  
ARIZ - Scott, M. 1 yd run (Bonano, J. kick)  
ARIZ - Carey, K. 1 yd run (Bonano, J. kick)  
NEV - Jefferson, S. 14 yd run (Hardison Allen kick)  
ARIZ - Carey, K. 9 yd run (Bonano, J. kick)  
NEV - Hardison, Allen 27 yd field goal  
NEV - Turner, Richy 33 yd pass from Fajardo, Cody (HARDISON, Allen kick)  
NEV - Fajardo, Cody 1 yd run (Hardison, Allen kick)  
ARIZ - Hill, A. 63 yd pass from Scott, M. (Bonano, J. kick)  
NEV - Hardison, Allen 25 yd field goal, 10-30  
ARIZ - Hill 2 yd pass from Scott, M. (Bonano, J. kick)  
ARIZ - Slavin 2 yd pass from Scott (Bonano, J. kick)

Category	NEV	ARIZ
Score	48	49
FIRST DOWNS	39	31
RUSHES-YARDS (NET)	73-403	36-196
PASSING YDS (NET)	256	382
Passes Att-Comp-Int	32-22-2	47-28-2
TOTAL OFFENSE PLAYS-YARDS	105-659	83-578
Punt Returns-Yards	2-13	1-24
Kickoff Returns-Yards	3-56	4-106
Interception Returns-Yards	2-29	2-28
Punts (Number-Avg)	3-49.3	4-40.2
Fumbles-Lost	4-2	2-1
Penalties-Yards	8-77	4-23
Possession Time	39:10	20:50
Third-Down Conversions	8-16	4-11
Fourth-Down Conversions	3-3	2-3



## 2013 AdvoCare V100 Bowl

**Arizona 42, Boston College 19**  
**Dec., 2013 // Shreveport, La.**

SHREVEPORT, La. - Arizona football defeated Boston College, 42-19, in the AdvoCare V100 Bowl Game in record-breaking fashion, Monday, at Independence Stadium. Senior quarterback B.J. Denker was named Offensive MVP and sophomore William Parks was named Defensive MVP.

The victory gave UA eight wins for a second-consecutive year, marking the first back-to-back eight-win seasons since 2008-09. Along with bowl game records, multiple school records were also broken for the Wildcats.

The six Wildcat touchdowns tied the Bowl record for most touchdowns. The Wildcats also recorded the most first downs in the bowl's history with 49.

The Wildcats' offensive clinic was led by Denker's 275 passing yards. True freshman Nate Phillips had 193 receiving yards and recorded the first 100-yard receiving game for Arizona on the season. He also broke the school record for most receiving yards in a bowl game as well as most receiving yards in a game by a freshman in school history.

Ka'Deem Carey finished off his junior season with 16-straight 100-plus yard games with his 169-yard performance. As well, he has officially become the all-time all-purpose leader in yardage. Prior to Carey, the record was 5,392 yards, held by Dennis Northcutt.

On defense, the Wildcats held the Eagles to just two touchdowns and two field goals. Jake Fischer tied his career-high tackles with 14.

Team	Q1	Q2	Q3	Q4	Final
ARIZ	7	14	14	7	42
BC	3	3	0	13	19

### Scoring Plays

ARIZ - Carey, K. 2 yd run (Smith, J. kick)  
 BC - Freese, N. 32 yd field goal  
 BC - Freese, N. 41 yd field goal  
 ARIZ - Parks, W. 69 yd INT return (Smith, J. kick)  
 ARIZ - Griffey, T. 26 yd pass from Denker, B. (Smith, J. kick)  
 ARIZ - Carey, K. 5 yd run (Smith, J. kick)  
 ARIZ - Denker, B. 14 yd run (Smith, J. kick)  
 ARIZ - Griffey, T. 3 yd pass from Denker, B. (Smith, J. kick)  
 BC - Williams, A. 4 yd run (Rettig, C. rush failed)  
 BC - Rouse, T. 6 yd run (Freese, N. kick)

Category	ARIZ	BC
Score	42	19
FIRST DOWNS	28	20
RUSHES-YARDS (NET)	49-254	45-145
PASSING YDS (NET)	275	206
Passes Att-Comp-Int	24-17-0	28-17-2
TOTAL OFFENSE PLAYS-YARDS	73-529	73-351
Punt Returns-Yards	1-0	0-0
Kickoff Returns-Yards	3-67	3-59
Interception Returns-Yards	2-69	0-0
Punts (Number-Avg)	2-31.5	5-38.4
Fumbles-Lost	2-2	0-0
Penalties-Yards	2-23	5-55
Possession Time	24:50	35:10
Third-Down Conversions	7-12	8-17
Fourth-Down Conversions	1-2	0-0

### Individual Statistics

#### Rushing

Arizona-Carey, K. 27-169; Denker, B. 14-51; Jenkins, D. 7-34; Team 1-0.

Boston College-Williams, A. 26-75; Rouse, T. 6-54; Willis, M. 5-25; Bordner, J. 1-4; Amidon, A. 1-minus 4; Rettig, C. 6-minus 9.

#### Passing

Arizona-Denker, B. 17-24-0-275.

Boston College-Rettig, C. 16-26-2-191; Bordner, J. 1-2-0-15.

#### Receiving:

Arizona-Phillips, N. 9-193; Griffey, T. 3-41; Grant, S. 2-18; Miller, T. 1-11; Jackson, J. 1-11; Wharton, G. 1-1.

Boston College-Amidon, A. 10-129; Sinkovec, J. 2-15; Wolford, B. 1-15; Parsons, C. 1-15; Jay, J. 1-14; Naples, M. 1-9; Jackson, H. 1-9.



Team	Q1	Q2	Q3	Q4	Final
BSU	21	10	7	0	38
ARIZ	7	10	10	3	30

### Scoring Plays

BSU - Ajayi, Jay 56 yd run (Goodale, Dan kick)  
 BSU - Anderson, Chaz 57 yd pass from Hedrick, Grant (Goodale, Dan kick)  
 BSU - Ajayi, Jay 16 yd run (Goodale, Dan kick)  
 ARIZ - Solomon, Anu 1 yd run (Skowron, Casey kick)  
 BSU - Ajayi, Jay 1 yd run (Goodale, Dan kick)  
 ARIZ - Wilson, Nick 1 yd run (Skowron, Casey kick)  
 ARIZ - Skowron, Casey 42 yd field goal  
 BSU - GOODALE, Dan 36 yd field goal  
 ARIZ - Skowron, Casey 24 yd field goal  
 BSU - Deayon, Donte 16 yd interception return (Goodale, Dan kick)  
 ARIZ - Grant, Samajie 51 yd pass from Solomon, Anu (Skowron, Casey kick)  
 ARIZ - Skowron, Casey 32 yd field goal

Category	BSU	ARIZ
Score	38	30
FIRST DOWNS	22	29
RUSHES-YARDS (NET)	34-162	56-157
PASSING YDS (NET)	309	335
Passes Att-Comp-Int	35-24-1	50-28-2
TOTAL OFFENSE PLAYS-YARDS	69-471	106-492
Punt Returns-Yards	4-11	1-2
Kickoff Returns-Yards	6-92	5-107
Interception Returns-Yards	2-35	1-31
Punts (Number-Avg)	9-47.6	7-43.1
Fumbles-Lost	2-1	0-0
Penalties-Yards	6-72	6-55
Possession Time	29:01	30:59
Third-Down Conversions	5-14	7-22
Fourth-Down Conversions	0-0	2-3

### Individual Statistics

#### Rushing

Boise State-Ajayi, Jay 22-134; Hedrick, Grant 8-29; McNichols, J. 2-4; Williams-Rhodes 2-minus 5.

Arizona-Wilson, Nick 19-86; Jones-Grigsby, Ter. 14-39; Solomon, Anu 23-32.

## 2014 VIZIO Fiesta Bowl

**Boise State 38, Arizona 30**  
**Dec. 31, 2014 // Glendale, Ariz.**

GLENDALE, Ariz. - No. 21 Boise State was able to hold off another Arizona miraculous comeback as it won the VIZIO Fiesta Bowl, 38-30, in dramatic fashion.

Boise State quarterback Grant Hedrick finished the game 24-of-34 for 309 yards, a touchdown and an interception. He also added 29 yards on the ground. Hedrick completed 17-of-18 passes in the first half for 272 yards, while completing his first 14 of the game.

Hedrick's main target and Offensive Player of the Game Thomas Sperbeck had a big game himself, hauling in 12 catches for 199 yards. Running back Jay Ajayi also had a phenomenal game, tallying 22 carries for 134 yards and three touchdowns.

Defensive Player of the Game Tanner Vallejo finished with 14 total tackles for the Broncos. He added 1.5 sacks as well.

For Arizona, quarterback Anu Solomon finished the game 28-of-49 for 335 yards, a touchdown and two interceptions, while rushing for 32 yards and a score, as well. Receiver Cayleb Jones hauled in eight receptions for 117 yards, and Samajie Grant added 69 yards and a touchdown. Running back Nick Wilson carried the ball 19 times for 86 yards and a touchdown.

Both Tra'Mayne Bondurant and Scooby Wright III had good days on the defensive end for the Wildcats. Bondurant finished with 11 total tackles, two for loss, one sack, one forced fumble and a fumble recovery. Wright added 10 tackles of his own and two for a loss, as well.

Boise State got off to a quick start on their first possession after a 56-yard touchdown run by Ajayi, capping a four-play, 78-yard drive, which took 1:42.

### Passing

Boise State-Hedrick, Grant 24-34-1-309; Sperbeck, T. 0-1-0-0.  
 Arizona-Solomon, Anu 28-49-2-335; Team 0-1-0-0.

### Receiving:

Boise State-Sperbeck, T. 12-199; AJayi, Jay 5-minus 1; Anderson, Chaz 3-80; ROH, Jake 2-9; Ware, Troy 1-17; Huff, Holden 1-5.

Arizona-Jones, Cayleb 8-117; Griffey, Trey 6-66; Grant, Samajie 4-69; Jones-Grigsby, Ter. 4-40; Hill, Austin 4-30; Neal, DeVonte' 1-7; Johnson, Tyrell 1-6.





# Arizona in Bowl Games

## 2015 New Mexico Bowl

**Arizona 45, New Mexico 37**  
**Dec. 19, 2015 // Albuquerque, N.M.**

ALBUQUERQUE, N.M. - Quarterback Anu Solomon and All-America linebacker Scooby Wright III returned from injuries to help Arizona (7-6) hold off pesky New Mexico 45-37 in a wild New Mexico Bowl.

Solomon threw for two touchdowns and rushed for another score against New Mexico (7-6) in a game that saw New Mexico surge late after being down as many of 18 points. Wright had two sacks and 11 solo tackles.

After the game, Wright announced he would enter the NFL draft.

Arizona's high-temp offense needed only 19:08 minutes of possession time to overwhelm New Mexico in the Lobos' first bowl appearance since 2007.

Jared Baker ran for 107 yards and three touchdowns, and Cayleb Jones had 182 yards receiving and a touchdown.

For Arizona, the New Mexico Bowl win comes just a year after Arizona eyed a playoff spot. Rodriguez said a bowl appearance and a victory was just fine for the team.

Meanwhile, New Mexico quarterback Lamar Jordan rushed for three touchdowns and threw a 92-yard touchdown pass to Delane Hart-Johnson before leaving in the third quarter with a knee injury. However, Jordan tossed two key interceptions -- one in Arizona's end zone and another deep in New Mexico territory.

After Jordan's departure, the Lobos then turned to a committee of running backs to get New Mexico back in the game.

Still, Arizona was able to hold star running back Jhurrell Pressley to 75 rushing yards and no touchdowns.

Team	Q1	Q2	Q3	Q4	Final
ARIZ	7	21	14	3	45
UNM	3	14	14	6	37

### Scoring Plays

NM - RRoogers, Zack 37 yd field goal  
 ARIZ - Jones, Cayleb 78 yd pass from Solomon, Anu (Skowron, Casey kick)  
 ARIZ - Baker, Jared 27 yd run (Skowron, Casey kick)  
 NM - Jordan, Lamar 31 yd run (Rogers, Zack kick)  
 ARIZ - Solomon, Anu 14 yd run (Skowron, Casey kick)  
 NM - Hart-Johnson, D 92 yd pass from Jordan, Lamar (Rogers, Zack kick)  
 ARIZ - Richards, David 1 yd pass from Solomon, Anu (Skowron, Casey kick)  
 ARIZ - Baker, Jared 32 yd run (Skowron, Casey kick)  
 NM - Jordan, Lamar 11 yd run (Rogers, Zack kick)  
 ARIZ - Baker, Jared 4 yd run (Skowron, Casey kick)  
 NM - Jordan, Lamar 3 yd run (Rogers, Zack kick)  
 NM - Apodaca, Austin 4 yd run (Gipson rush failed)  
 ARIZ - Skowron, Casey 37 yd field goal

Category	ARIZ	UNM
Score	45	37
FIRST DOWNS	19	25
RUSHES-YARDS (NET)	32-174	69-333
PASSING YDS (NET)	329	189
Passes Att-Comp-Int	24-13-1	22-10-3
TOTAL OFFENSE PLAYS-YARDS	56-503	91-522
Punt Returns-Yards	0-0	1-3
Kickoff Returns-Yards	2-72	5-116
Interception Returns-Yards	2-23	1-43
Punts (Number-Avg)	3-53.3	4-43.5
Fumbles-Lost	2-1	2-0
Penalties-Yards	4-30	8-109
Possession Time	19:08	40:52
Third-Down Conversions	2-9	11-19
Fourth-Down Conversions	1-2	1-3

### Individual Statistics

#### Rushing

Arizona-Baker, Jared 12-107; Bradford, Orlando 11-61; Solomon, Anu 6-12; Riggelman, Drew 1-minus 1; TEAM 1-minus 2; Johnson, Tyrell 1-minus 3.

New Mexico-Jordan, Lamar 21-135; Gipson, Teriyon 15-84; Pressley, Jhu. 12-75; McQuarley, R. 8-23; Jones, Ridge 1-20; Chestnut, Daryl 2-7; Jordan, Romell 1-3; Anaya, David 1-2; Rogers, Zack 1-0; Owens, Tyrone 3-minus 2; Apodaca, Austin 3-minus 4; Davis, Chris 1-minus 10.

#### Passing

Arizona-Solomon, Anu 13-24-1-329.

New Mexico-Apodaca, Austin 7-12-1-79; Jordan, Lamar 3-9-2-110; McQuarley, R. 0-1-0-0.

#### Receiving:

Arizona-Jones, Cayleb 4-182; Phillips, Nate 3-18; Griffey, Trey 2-64; Richards, David 2-34; Kern, Josh 1-16; Grant, Samajie 1-15.

New Mexico-Gipson, Teriyon 3-27; Gamblin, Dameon 2-27; Hart-Johnson, D 1-92; WHITE, Reece 1-16; Bundy Marquis 1-13; Davis, Chris 1-12; Pressley Jhu. 1-2.



## Arizona Bowl Game Records

### ARIZONA TEAM RECORDS

#### Most First Downs

31, vs. Nevada (2012 NM Bowl)  
29, vs. Boise State (2014 Fiesta Bowl)

#### Most Rushing Attempts

59, vs. UNM (1997 Insight.com Bowl)  
56, vs. Boise State (2014 Fiesta Bowl)

#### Most Yards Rushing

266, vs. Miami (1994 Fiesta Bowl)  
254, vs. B. College (2013 AdvoCare)

#### Most Passes Attempted

50, vs. Boise State (2014 Fiesta Bowl)  
50, vs. Oklahoma State (2010 Alamo)

#### Most Passes Completed

32, vs. Oklahoma State (2010 Alamo)  
28, vs. Boise State (2014 Fiesta Bowl)  
28, vs. Nevada (2012 NM Bowl)

#### Most Pass Attempts Intercepted

8, vs. Auburn (1968 Sun Bowl)

#### Most Yards Passing

382, vs. Nevada (2012 NM Bowl)  
335, vs. Boise State (2014 Fiesta Bowl)  
329, vs. New Mexico (2015 NM Bowl)

#### Most Yards Total Offense

578, vs. Nevada (2012 NM Bowl)  
529, vs. B.College (2013 AdvoCare)

#### Most Fumbles

4, vs. Nebraska (1998 Holiday Bowl)

#### Most Fumbles lost

3, vs. BYU (2008 Las Vegas Bowl)  
3, vs. Nebraska (1998 Holiday Bowl)

#### Most Punts

11, vs. Auburn (1968 Sun Bowl)

#### Most Penalties

8, vs. Oklahoma State (2010 Alamo)  
8, vs. Baylor (1992 Hancock Bowl)

#### Most Penalty Yards

91, vs. Baylor (1992 Hancock Bowl)

#### Most Points 1st Quarter

9, vs. Miami (1994 Fiesta Bowl)

#### Most Points 2nd Quarter

21, vs. New Mexico (2015 NM Bowl)  
21, vs. Nevada (2012 NM Bowl)

#### Most Points 3rd Quarter

17, vs. North Carolina (1986 Aloha)

#### Most Points 4th Quarter

21, vs. Nevada (2012 NM Bowl)

#### Most Points

49, vs. Nevada (2012 NMBowl)

45, vs. New Mexico (2015 NMBowl)

42, vs. B. College (2013 AdvoCare)

#### Fewest Points

0, vs. Nebraska (2009 Holiday Bowl)  
0, vs. Syracuse (1990 Aloha Bowl)  
0, vs. Centre (Ky) (1921 Christmas Classic)

### OPPONENT TEAM RECORDS

#### Most First Downs

39, Nevada (2012 New Mexico Bowl)  
25, New Mexico (2015 NM Bowl)

#### Most Rushing Attempts

73, Nevada (2012 New Mexico Bowl)  
69, New Mexico (2015 NM Bowl)  
68, Georgia (1985 Sun Bowl)

#### Most Yards Rushing

403, Nevada (2012 New Mexico Bowl)  
333, New Mexico (2015 NMBowl)

#### Most Passes Attempted

46, BYU (2008 Las Vegas Bowl)  
46, N.C. State (1989 Copper Bowl)

#### Most Passes Completed

30, BYU (2008 Las Vegas Bowl)  
25, Oklahoma St. (2010 Alamo Bowl)

#### Most Passes Intercepted

4, New Mexico (1997 Insight.com)

#### Most Yards Passing

328, BYU (2008 Las Vegas Bowl)  
256, Nevada (2012 New Mexico Bowl)

#### Most Yards Total Offense

659, Nevada (2012 New Mexico Bowl)  
522, New Mexico (2015 NM Bowl)

#### Most Fumbles

5, North Carolina (1986 Aloha Bowl)

#### Most Fumbles Lost

5, North Carolina (1986 Aloha Bowl)

#### Most Punts

10, Utah (1994 Freedom Bowl)  
10, Miami (1994 Fiesta Bowl)

#### Most Penalties

10, BYU (2008 Las Vegas Bowl)  
10, Pittsburgh (1979 Fiesta Bowl)

#### Most Penalty Yards

109, New Mexico (2015 NM Bowl)  
94, Utah (1994 Freedom Bowl)

#### Most Points 1st Quarter

21, Boise State (2014 Fiesta Bowl)  
21, Nevada (2012 New Mexico Bowl)

#### Most Points 2nd Quarter

14, New Mexico (2015 NM Bowl)  
13, Nebraska, twice (1999, 2009 Holiday)



**Most Points 3rd Quarter**  
 14, New Mexico (2015 NM Bowl)  
 14, Nevada (2012 New Mexico Bowl)  
 14, Auburn (1968 Sun Bowl)

**Most Points 4th Quarter**  
 14, North Carolina (1986 Sun Bowl)  
 14, Syracuse (1990 Aloha Bowl)

**Most Points**  
 48, Nevada (2012 New Mexico Bowl)  
 38, Boise State (2014 Fiesta Bowl)  
 38, Centre (1921 Christmas Classic)

**Fewest Points**  
 0, Miami (1994 Fiesta Bowl)

## ARIZONA INDIVIDUAL RECORDS

**Most Rushing Attempts**  
 28, Ka'Deem Carey vs. Nevada (2012 NM Bowl)  
 27, Ka'Deem Carey vs. B. College (2013 AdvoCare V100)

**Most Rushing Yards**  
 172, Ka'Deem Carey vs. Nevada (2012 NM Bowl)  
 169, Ka'Deem Carey vs B. College (2013 AdvoCare V100)

**Most Rushing Touchdowns**  
 3, Jared Baker vs. New Mexico (2015 NMBowl)  
 3, Ka'Deem Carey vs. Nevada (2012 NM Bowl)

**Longest Scoring Run**  
 68, Chuck Levy vs. Miami (1994 Fiesta Bowl)

**Most Passes Attempted**  
 50, Nick Foles vs. Oklahoma State (2010 Alamo)  
 49, Anu Solomon vs. Boise State (2014 Fiesta Bowl)

**Most Passes Completed**  
 32, Nick Foles vs. Oklahoma State (2010 Alamo Bowl)  
 28, Anu Solomon vs. Boise State (2014 Fiesta Bowl)  
 28, Matt Scott vs. Nevada (2012 New Mexico Bowl)

**Most Passing Yards**  
 382, Matt Scott vs. Nevada (2012 New Mexico Bowl)  
 335, Anu Solomon vs. Boise State (2014 Fiesta Bowl)  
 329, Anu Solomon vs. New Mexico (2015 NM Bowl)

**Most Pass Interceptions**  
 6, Bruce Lee vs. Auburn (1968 Sun Bowl)

**Most Passing Touchdowns**  
 3, Matt Scott vs. Nevada (2012 New Mexico Bowl)  
 2, Anu Solomon vs. New Mexico (2015 NM Bowl)  
 2, B.J. Denker vs. B.College (2013 AdvoCare V100)  
 2, Willie Tuitama vs. BYU (2008 Las Vegas Bowl)  
 2, Dan White vs. Miami (1994 Fiesta Bowl)

**Most Pass Receptions**  
 9, Nate Phillips vs. B. College (2013 AdvoCare V100)  
 9, Juron Criner vs. Oklahoma State (2010 Alamo)  
 9, Troy Dickey vs. Baylor (1992 Hancock Bowl)

**Most Yards Receiving**  
 193, Nate Phillips vs. B. College (2013 AdvoCare V100)  
 182, Cayleb Jones vs. New Mexico (2015 NM Bowl)  
 172, Austin Hill vs. Nevada (2012 New Mexico Bowl)

**Most TD Receptions**  
 2, Trey Griffey vs. B. College (2013 AdvoCare V100)  
 2, Austin Hill vs. Nevada (2012 New Mexico Bowl)  
 2, Troy Dickey vs. Miami (1994 Fiesta Bowl)

**Longest Scoring Reception**  
 78, Cayleb Jones from Anu Solomon vs. New Mexico (2015 New Mexico Bowl)  
 78, Brad Brennan from Keith Smith vs. Nebraska (1998 Holiday Bowl)

**Longest TD Punt Return**  
 none

**Longest TD Kickoff Return**  
 none

**Longest TD Interception**  
 85, Scott Geyer vs. N.C. State (1990 Copper Bowl)  
 69, William Parks vs. B. College (2013 AdvoCare V100)

**Most Interception Returns**  
 2, Chris McAlister (1998 Holiday Bowl)  
 2, Dave Liggins (1979 Fiesta Bowl)

**Longest Field Goal**  
 52, Jeff Valder vs. North Carolina (1986 Aloha Bowl)  
 52, Max Zendejas vs. Georgia (1985 Sun Bowl)

**Most Field Goals Attempted**  
 4, Steve McLaughlin vs. Miami (1994 Fiesta Bowl)

**Most Successful Field Goals**  
 3, Casey Skowron vs. Bouse State (2014 Fiesta Bowl)  
 3, Mark McDonald vs. Nebraska (1998 Holiday Bowl)  
 3, Steve McLaughlin vs. Miami (1994 Fiesta Bowl)

**Most Punts**  
 9, Keenyn Crier vs. Nebraska (2009 Holiday Bowl)  
 9, Ryan Springston vs. N. Mexico (1997 Insight.com)  
 9, Matt Peyton vs. Utah (1994 Freedom Bowl)

**Best Punting Average**  
 53.3, Drew Riggleman vs. N. Mexico (2015 NM Bowl)  
 43.1, Drew Riggleman vs. Boise State (2014 Fiesta)

**Most Successful PATs**  
 7, John Bonano vs. Nevada (2012 New Mexico Bowl)  
 6, Casey Skowron vs. New Mexico (2015 NM Bowl)  
 6, Jake Smith vs. B. College (2013 AdvoCare V100)

**Most Yards Gained Rushing and Receiving**  
 193, Nate Phillips vs. B. College (2013 AdvoCare V100)  
 187, Ka'Deem Carey vs. Nevada (2012 NMBowl)  
 182, Cayleb Jones vs. New Mexico (2015 NM Bowl)  
 175, Austin Hill vs. Nevada (2012 New Mexico Bowl)

**Most Yards Total Offense**  
 403, Matt Scott vs. Nevada (2012 New Mexico Bowl)  
 399, George Malauulu vs. Baylor (1992 Hancock)

**Largest Margin of Victory**  
 29, UA 29 Miami 0 (1994 Fiesta Bowl)

**Largest Margin in Defeat**  
 38, Centre 38 UA 0 (1921 Christmas Classic)

**Largest Deficit Overcome**  
 21, vs. Nevada, second quarter, (2012 NM Bowl)  
 17, vs. Nevada, fourth quarter, (2012 NM Bowl)

**Quarterback Sacks**  
 6, vs. Utah (1994 Freedom Bowl)

## ARIZONA BOWL MVPs

Year	Bowl	Player, Pos.
1979	Fiesta Bowl	Dave Liggins, S
1985	Sun Bowl	Max Zendejas, PK
1986	Aloha Bowl	Chuck Cecil, S
		Alfred Jenkins, QB
1989	Copper Bowl	Scott Geyer, S
1990	Aloha Bowl	Todd Burden, CB
1992	Sun Bowl	Rob Waldrop, DT
1994	Fiesta Bowl	Tedy Bruschi, DE
		Chuck Levy, TB
1994	Freedom Bowl	Tedy Bruschi, DE
1997	Insight.com Bowl:	Kelvin Eafon, RB
		Jimmy Sprotte, LB
		Trung Canidate, RB
1998	Culligan Holiday Bowl	Keith Smith, QB
2008	Shrine Game Def. MVP	Spencer Larsen
2008	Pioneer Fiesta Bowl	Willie Tuitama, QB
2012	New Mexico Bowl:	Matt Scott, QB
		Marquis Flowers, LB
2013	AdvoCare V100 Bowl:	B.J. Denker, QB
		William Parks, S
2015	New Mexico Bowl	Anu Solomon, QB
		Scobby Wright III, LB

## OPPONENT INDIVIDUAL RECORDS

**Most Rushing Attempts**  
 34, Steffphon Jefferson, Nevada (2012 NM Bowl)  
 26, Andre Williams, B. College (2013 AdvoCare V100)

**Most Rushing yards**  
 180, Steffphon Jefferson, Nevada (2012 NMBowl)  
 135, Lamar Jordan, New Mexico (2015 NM Bowl)  
 134, Jay Ajayi, Boise State (2014 Fiesta Bowl)

**Most Rushing Touchdowns**  
 3, Lamar Jordan, New Mexico (2015 NM Bowl)  
 3, Jay Ajayi, Boise State (2014 Fiesta Bowl)

**Longest Scoring Run**  
 58, Torin Dorn, N.C. (1986 Aloha Bowl)  
 56, Jay Ajayi, Boise State (2014 Fiesta Bowl)

**Most Passes Attempted**  
 46, Max Hall, BYU (2008 Las Vegas Bowl)  
 46, Shane Montgomery, N.C. State (1989 Copper)

**Most Passes Completed**  
 30, Max Hall, BYU (2008 Las Vegas Bowl)  
 25, Brandon Weedon, Oklahoma State (2010 Alamo)

**Most Yards Passing**  
 328, Max Hall, BYU (2008 Las Vegas Bowl)  
 309, Grant Hedrick, Boise State (2014 Fiesta Bowl)

**Most Pass Interceptions**  
 4, Graham Leigh, New Mexico (1997 Insight.com)

**Most Passing Touchdowns**  
 3, Cody Fajardo, Nevada (2012 New Mexico Bowl)

**Most Pass Receptions**  
 12, Thomas Sperbeck, Boise State (2014 Fiesta Bowl)  
 11, Austin Collie, BYU (2008 Las Vegas Bowl)

**Most Yards Receiving**  
 199, Thomas Sperbeck, Boise State (2014 Fiesta)  
 166, Melvin Bonner, Baylor (1992 Hancock Bowl)

**Most TD Receptions**  
 2, Justin Blackmon, Oklahoma State (2010 Alamo)  
 2, Melvin Bonner, Baylor (1992 Hancock Bowl)

**Longest Scoring Reception**  
 92, Delane Hart-Johnson, N. Mexico (2015 NM Bowl)  
 74, Paul Niles from Zac Lee, Neb. (2009 Holiday)  
 71, Justin Blackmon, Oklahoma State (2010 Alamo)

**Longest TD Punt Return**  
 none

**Longest TD Kickoff Return**  
 none

**Longest TD Interception Return**  
 32, Buddy McClinton, Auburn (1968 Sun Bowl)

**Longest Field Goal**  
 52, John Riley, Auburn (1968 Sun Bowl)

**Most Field Goals Attempted**  
 4, Alex Henery, Nebraska (2009 Holiday Bowl),

**Most Successful Field Goals**  
 4, Alex Henery, Nebraska (2009 Holiday Bowl)

**Most Punts**  
 10, Jason Jones, Utah (1994 Freedom Bowl)  
 10, Mike Crissy, Miami (1994 Fiesta Bowl)

**Best Punting Average**  
 49.5, Sean Wale, Boise State (2014 Fiesta Bowl)  
 49.3, Chase Tenpenny, Nevada (2012 NM Bowl)

**Most Successful PATs**  
 5, Dan Goodale, Boise State (2014 Fiesta Bowl)  
 4, Zack Rogers, New Mexico (2015 NM Bowl)  
 4, John Riley, Auburn (1968 Sun Bowl)

**Most Yards Gained Rushing and Receiving**  
 199, Thomas Sperbeck, Boise State (2014 Fiesta)  
 180, Steffphon Jefferson, Nevada (2012 NM Bowl)

**Most Yards Total Offense**  
 396, Cody Fajardo, Nevada (2012 New Mexico Bowl)



# Arizona in Openers

## Season Openers (82-26-5)

Year	Date	Opponent	Result	UA	Opp.	Attend.
2016	Sept. 3	vs. BYU	L	16	18	50,528
2015	Sept. 3	UTSA	W	42	32	51,111
2014	Aug. 29	UNLV	W	58	13	50,103
2013	Aug. 30	NAU	W	35	0	53,793
2012	Sept. 1	Toledo	W (OT)	24	17	48,670
2011	Sept. 3	NAU	W	41	10	51,761
2010	Sept. 3	at Toledo	W	41	2	25,907
2009	Sept. 5	Central Michigan	W	19	6	51,683
2008	Aug. 31	Idaho	W	70	0	47,511
2007	Sept. 1	at BYU	L	7	20	64,525
2006	Sept. 2	BYU	W	16	13	58,450
2005	Sept. 2	at Utah	L	24	27	45,528
2004	Sept. 4	NAU	W	21	3	49,741
2003	Aug. 30	UTEP	W	42	7	40,264
2002	Aug. 31	NAU	W	37	3	48,446
2001	Aug. 30	at San Diego State	W	23	10	28,366
2000	Sept. 2	at Utah	W	17	3	41,352
1999	Aug. 28	at Penn State	L	7	41	97,168
1998	Sept. 3	at Hawaii	W	27	6	38,745
1997	Sept. 4	at Oregon	L	9	16	38,035
1996	Aug. 31	UTEP	W	23	3	40,388
1995	Sept. 2	Pacific	W	41	9	48,434
1994	Sept. 1	at Georgia Tech	W	19	14	45,112
1993	Sept. 4	UTEP	W	24	6	44,414
1992	Sept. 5	Utah State	W	49	3	37,239
1991	Sept. 7	at Ohio State	L	14	38	92,743
1990	Sept. 8	Illinois	W	28	16	53,330
1989	Sept. 2	Stanford	W	19	3	48,712
1988	Sept. 3	at Oregon State	W	24	13	23,142
1987	Sept. 12	Iowa	L	14	15	57,284
1986	Sept. 6	Houston	W	37	3	52,433
1985	Sept. 7	Toledo	W	23	10	44,691
1984	Sept. 1	Fresno State	L	22	27	43,477
1983	Sept. 3	Oregon State	W	50	6	40,570
1982	Sept. 11	Oregon State	W	38	12	35,599
1981	Sept. 12	UCLA	L	18	35	49,311
1980	Sept. 20	Colorado State	L	13	15	48,511
1979	Sept. 1	Colorado State	W	33	17	50,323
1978	Sept. 9	Kansas State	W	31	0	50,484
1977	Sept. 10	at Auburn	L	10	21	45,500
1976	Sept. 11	Auburn	W	31	19	52,206
1975	Sept. 20	Pacific	W	16	0	37,720
1974	Sept. 14	San Diego State	W	17	10	38,914
1973	Sept. 8	at Colorado State	W	31	0	17,217
1972	Sept. 9	Colorado State	W	17	0	30,000
1971	Sept. 18	vs. Washington State	W	39	28	13,500
1970	Sept. 19	Michigan	L	9	20	80,386
1969	Sept. 20	at Wyoming	L	7	23	20,400
1968	Sept. 21	at Iowa State	W	21	12	21,000
1967	Sept. 16	Wyoming	L	17	36	36,667
1966	Sept. 17	at Iowa	L	20	31	37,550
1965	Sept. 18	at Utah	W	16	9	11,063
1964	Sept. 26	BYU	W	39	6	26,218
1963	Sept. 21	Utah State	L	0	43	25,284
1962	Sept. 22	BYU	W	27	21	24,276
1961	Sept. 23	Colorado State	W	28	6	25,083
1960	Sept. 24	Utah	L	3	13	24,595
1959	Sept. 19	BYU	L	14	18	21,481
1958	Sept. 20	Utah State	W	7	6	
1957	Sept. 21	BYU	T	14	14	
1956	Sept. 15	vs. Montana	W	27	12	
1955	Sept. 17	Colorado State	W	20	7	
1954	Sept. 18	New Mexico State	W	58	0	
1953	Sept. 19	at Utah	L	7	28	
1952	Sept. 20	Hawaii	W	57	7	
1951	Sept. 15	New Mexico State	W	67	13	
1950	Sept. 23	West Texas	L	26	34	
1949	Sept. 24	New Mexico State	W	40	7	
1948	Sept. 25	San Diego State	W	14	6	
1947	Sept. 27	Wyoming	W	27	7	
1946	Sept. 28	ASU	W	67	0	
1945	Oct. 13	NAU	W	52	6	
1942	Sept. 26	New Mexico State	W	53	0	
1941	Sept. 27	at Notre Dame	L	7	38	
1940	Sept. 28	NAU	W	41	0	
1939	Sept. 23	Pomona	W	21	0	
1938	Oct. 1	at SMU	L	7	29	
1937	Oct. 2	ASU	W	20	6	
1936	Sept. 25	BYU	W	32	6	
1935	Sept. 28	ASU	W	26	0	
1934	Sept. 29	San Diego State	W	7	0	
1933	Sept. 30	Occidental	W	18	0	
1932	Sept. 24	vs. Occidental (#)	W	19	0	
1931	Sept. 26	San Diego State (#)	L	0	8	
1930		vs. Cal Tech +	W	26	12	
1929		vs. Occidental +	W	16	7	
1928		at UCLA	T	7	7	

Year	Date	Opponent	Result	UA	Opp.	Attend.
1927		Occidental	T	14	14	
1926		Phoenix J.C.	W	54	0	
1925		ASU	W	13	3	
1924		at USC	L	0	29	
1923		Phoenix Indians	W	48	0	
1922		Phoenix Indians	W	19	0	
1921		Bisbee Legion	W	84	13	
1920		Phoenix Indians	W	51	20	
1919		ASU	W	59	0	
1917		at USC	L	6	31	
1916		at Douglas YMCA	W	16	0	
1915		at Douglas YMCA	W	14	0	
1914		Douglas YMCA	W	21	0	
1913		at New Mexico State	L	6	12	
1912		Tucson High School	W	19	0	
1911		at New Mexico	W	6	0	
1910		Tucson Highschool	W	21	0	
1909		Ft. Hauchuca	W	33	0	
1908		Tucson Indians	W	27	0	
1905		Phoenix Indians	W	34	0	
1904		Tucson Indians	T	0	0	
1903		Tucson Indians	W	28	0	
1902		Tucson Indians	W	17	0	
1901		Tucson Indians	W	22	0	
1900		Tucson Indians	W	34	0	
1899		Tucson Town	T	0	0	

## Home Openers (89-19-5)

Year	Date	Opponent	Result	UA	Opp.	Attend.
2016	Sept. 10	Grambling State	W	31	21	45,686
2015	Sept. 3	UTSA	W	42	32	51,111
2014	Aug. 29	UNLV	W	58	13	50,103
2013	Aug. 30	NAU	W	35	0	53,793
2012	Sept. 1	Toledo	W (OT)	24	17	48,670
2011	Sept. 3	NAU	W	41	10	51,761
2010	Sept. 11	The Citadel	W	52	6	54,814
2009	Sept. 5	Central Michigan	W	19	6	51,683
2008	Aug. 31	Idaho	W	70	0	47,511
2007	Sept. 8	NAU	W	45	24	52,638
2006	Sept. 2	BYU	W	16	13	58,450
2005	Sept. 10	NAU	W	31	12	55,728
2004	Sept. 4	NAU	W	21	3	49,741
2003	Aug. 30	UTEP	W	42	7	40,264
2002	Aug. 31	NAU	W	37	3	48,446
2001	Sept. 8	Idaho	W	36	29	44,250
2000	Sept. 9	Ohio State	L	17	27	57,367
1999	Sept. 11	Middle Tennessee	W	34	19	48,573
1998	Sept. 19	Iowa	W	35	11	52,634
1997	Sept. 13	UAB	W	24	10	36,309
1996	Aug. 31	UTEP	W	23	3	40,388
1995	Sept. 2	Pacific	W	41	9	48,434
1994	Sept. 10	New Mexico State	W	19	14	52,899
1993	Sept. 4	UTEP	W	24	6	44,414
1992	Sept. 5	Utah State	W	49	3	37,239
1991	Sept. 14	Stanford	W	28	23	43,055
1990	Sept. 8	Illinois	W	28	16	53,330
1989	Sept. 2	Stanford	W	19	3	48,712
1988	Sept. 10	Texas Tech	W	35	19	46,334
1987	Sept. 12	Iowa	L	14	15	57,284
1986	Sept. 6	Houston	W	37	3	52,433
1985	Sept. 7	Toledo	W	23	10	44,691
1984	Sept. 1	Fresno State	L	22	27	43,477
1983	Sept. 3	Oregon State	W	50	6	40,570
1982	Sept. 11	Oregon State	W	38	12	35,599
1981	Sept. 12	UCLA	L	18	35	49,311
1980	Sept. 20	Colorado State	L	13	15	48,511
1979	Sept. 1	Colorado State	W	33	17	50,323
1978	Sept. 9	Kansas State	W	31	0	50,484
1977	Sept. 17	San Diego State	L	14	21	42,135
1976	Sept. 11	Auburn	W	31	19	52,206
1975	Sept. 20	Pacific	W	16	0	37,720
1974	Sept. 14	San Diego State	W	17	10	38,914
1973	Sept. 22	Indiana	W	26	10	38,643
1972	Sept. 9	Colorado State	W	17	0	30,000
1971	Oct. 2	Texas Tech	L	10	13	31,000
1970	Sept. 26	San Jose State	W	30	29	38,800
1969	Sept. 27	Kansas State	L	27	42	38,750
1968	Oct. 5	Texas- El Paso	W	25	0	37,300
1967	Sept. 16	Wyoming	L	17	36	36,667
1966	Sept. 24	Kansas	L	13	35	33,147
1965	Oct. 9	New Mexico	L	2	24	33,700
1964	Sept. 26	BYU	W	39	6	26,218
1963	Sept. 21	Utah State	L	0	43	25,284
1962	Sept. 22	BYU	W	27	21	24,276
1961	Sept. 23	Colorado State	W	28	6	25,083
1960	Sept. 24	Utah	L	3	13	24,595
1959	Sept. 19	BYU	L	14	18	21,481
1958	Sept. 20	Utah State	W	7	6	



# Arizona in Openers



Year	Date	Opponent	Result	UA	Opp.	Attend.
1957	Sept. 21	BYU	T	14	14	
1956	Sept. 22	Wyoming	L	20	26	
1955	Sept. 17	Colorado State	W	20	7	
1954	Sept. 18	New Mexico State	W	58	0	
1953	Oct. 3	New Mexico State	W	46	0	
1952	Sept. 20	Hawaii	W	57	7	
1951	Sept. 15	New Mexico State	W	67	13	
1950	Sept. 23	West Texas	L	26	34	
1949	Sept. 24	New Mexico State	W	40	7	
1948	Sept. 25	San Diego State	W	14	6	
1947	Sept. 27	Wyoming	W	27	7	
1946	Sept. 28	ASU	W	67	0	
1945	Oct. 13	NAU	W	52	6	
1942	Sept. 26	New Mexico State	W	53	0	
1941	Oct. 4	New Mexico State	W	47	0	
1940	Sept. 28	NAU	W	41	0	
1939	Sept. 23	Pomona	W	21	0	
1938	Oct. 8	New Mexico State	L	6	7	
1937	Oct. 2	ASU	W	20	6	
1936	Sept. 25	BYU	W	32	6	
1935	Sept. 28	ASU	W	26	0	
1934	Sept. 29	San Diego State	W	7	0	
1933	Sept. 30	Occidental	W	18	0	
1932	Oct. 1	Loyola	L	6	33	
1931	Sept. 26	San Diego State	L	0	8	
1930	ASU	W	6	0		
1929	Cal Tech	W	35	0		
1928	Pomona	W	13	6		
1927	Occidental	T	14	14		
1926	Phoenix J.C.	W	54	0		
1925	ASU	W	13	3		
1924	New Mexico State	W	7	0		
1923	Phoenix Indians	W	48	0		
1922	Phoenix Indians	W	19	0		
1921	Bisbee Legion	W	84	13		
1920	Phoenix Indians	W	51	20		
1919	ASU	W	59	0		
1917	U.S. Field Artillery	W	41	0		
1916	22nd Infantry (Douglas)	W	29	0		
1915	ASU	W	7	0		
1914	Douglas YMCA	W	21	0		
1913	Phoenix Indians	W	13	0		
1912	Tucson High School	W	19	0		
1911	Tucson High School	T	0	0		
1910	Tucson High School	W	21	0		
1909	Ft. Haachuca	W	33	0		
1908	Tucson Indians	W	27	0		
1905	Phoenix Indian School	W	34	0		
1904	Tucson Indians	T	0	0		
1903	Tucson Indians	W	28	0		
1902	Tucson Indians	W	17	0		
1901	Tucson Indians	W	22	0		
1900	Tucson Indians	W	34	0		
1899	Tucson Town	T	0	0		

## Road Openers (47-60-4)

Year	Date	Opponent	Result	UA	Opp.	Attend.
2016	Oct. 1	UCLA	L	24	45	68,013
2015	Sept. 12	Nevada	W	44	20	24,355
2014	Sept. 4	UTSA	W	26	23	33,472
2013	Sept. 7	UNLV	W	58	13	26,950
2012	Sept. 22	Oregon	L	0	49	58,334
2011	Sept. 8	Oklahoma State	L	14	37	54,654
2010	Sept. 3	Toledo	W	41	2	25,907
2009	Sept. 19	Iowa	L	17	27	70,585
2008	Sept. 13	New Mexico	L	28	36	32,337
2007	Sept. 1	BYU	L	7	20	64,525
2006	Sept. 9	LSU	L	3	45	92,221
2005	Sept. 2	Utah	L	24	27	45,528
2004	Oct. 9	UCLA	W	17	31	57,638
2003	Sept. 20	Purdue	L	7	59	52,310
2002	Sept. 21	Wisconsin	L	10	31	78,582
2001	Aug. 30	San Diego State	W	23	10	28,366
2000	Sept. 2	Utah	W	17	3	41,352
1999	Aug. 28	Penn State	L	7	41	97,168
1998	Sept. 3	Hawaii	W	27	6	38,745
1997	Sept. 4	Oregon	L	9	16	38,035
1996	Sept. 7	Iowa	L	20	21	68,267
1995	Sept. 16	Illinois	L	7	9	57,134
1994	Sept. 1	Georgia Tech	W	19	14	45,112
1993	Sept. 18	Illinois	W	16	14	51,110
1992	Sept. 19	Oregon State	T	14	14	25,107
1991	Sept. 7	Ohio State	L	14	38	92,743
1990	Sept. 15	New Mexico	W	25	10	26,472
1989	Sept. 9	Texas Tech	L	14	24	35,940
1988	Sept. 3	Oregon State	W	24	13	23,142
1987	Sept. 26	UCLA	L	24	34	55,823
1986	Sept. 20	Oregon	W	41	17	28,773

Year	Date	Opponent	Result	UA	Opp.	Attend.
1985	Sept. 21	California	W	23	17	39,500
1984	Sept. 15	Oregon State	W	27	8	25,139
1983	Sept. 17	Washington State	W	45	6	25,000
1982	Oct. 9	UCLA	T	24	24	50,133
1981	Oct. 10	USC	W	13	10	56,315
1980	Sept. 27	California	W	31	24	41,000
1979	Sept. 8	Washington State	W	22	7	26,753
1978	Sept. 23	Texas Tech	L	26	41	41,712
1977	Sept. 10	Auburn	L	10	21	45,500
1976	Sept. 18	UCLA	L	9	37	41,651
1975	Sept. 27	Wyoming	W	14	0	21,720
1974	Sept. 21	Indiana	W	35	20	35,683
1973	Sept. 8	Colorado State	W	31	0	17,217
1972	Sept. 16	Oregon	L	7	34	30,000
1971	Sept. 18	Washington State	W	39	28	13,500
1970	Sept. 19	Michigan	L	9	20	80,386
1969	Sept. 20	Wyoming	L	7	23	20,400
1968	Sept. 21	Iowa State	W	21	12	21,000
1967	Sept. 30	Ohio State	W	14	7	77,468
1966	Sept. 17	Iowa	L	20	31	37,550
1965	Sept. 18	Utah	W	16	9	11,063
1964	Oct. 10	New Mexico	L	7	10	20,844
1963	Oct. 5	Washington State	L	2	7	18,200
1962	Sept. 29	New Mexico	L	25	35	28,171
1961	Sept. 30	Nebraska	T	14	14	34,721
1960	Oct. 8	Colorado	L	16	35	34,152
1959	Sept. 26	West Texas State	W	7	6	8,500
1958	Oct. 4	Tulsa	L	0	34	
1957	Sept. 28	Missouri	L	13	35	
1956	Oct. 13	Texas-El Paso	L	6	28	
1955	Sept. 24	Colorado	L	0	14	
1954	Sept. 25	Utah	W	54	20	
1953	Sept. 19	Utah	L	7	28	
1952	Oct. 4	Utah	W	27	0	
1951	Sept. 29	Oregon	L	21	39	
1950	Sept. 30	Utah	L	14	27	
1949	Oct. 8	Hardin Simmons	L	0	35	
1948	Oct. 2	Utah	L	14	47	
1947	Oct. 11	Hardin Simmons	L	7	35	
1946	Oct. 5	Utah	L	7	14	
1945	Oct. 20	San Diego State	W	46	0	
1942	Oct. 10	ASU	W	23	0	
1941	Sept. 27	Notre Dame	L	7	38	
1940	Oct. 12	Utah	L	0	24	
1939	Sept. 30	Minnesota	L	0	62	
1938	Oct. 1	SMU	L	7	29	
1937	Oct. 16	Texas Tech	L	0	20	
1936	Oct. 3	Utah	L	6	14	
1935	Oct. 5	Centenary	L	7	14	
1934	Oct. 6	Colorado State	W	7	0	
1933	Oct. 7	Loyola (Calif)	L	13	14	
1932	Sept. 24	Occidental #	W	19	0	
1931	Oct. 10	Oklahoma State	L	0	31	
1930		Cal Tech #	W	26	12	
1929		Occidental #	W	16	7	
1928		UCLA	T	7	7	
1927		Texas-El Paso	W	19	6	
1926		New Mexico State	W	7	0	
1925		USC	L	0	56	
1924		USC	L	0	29	
1923		St. Mary's	L	20	22	
1922		USC	L	0	15	
1921		Texas A&M	L	13	17	
1920		Texas-El Paso	W	60	7	
1919		New Mexico State	W	20	0	
1917		USC	L	6	31	
1916		Douglas YMCA	W	16	0	
1915		Douglas YMCA	W	14	0	
1914		Occidental	L	0	14	
1913		New Mexico State	L	6	12	
1912		New Mexico State	L	14	21	
1911		New Mexico	W	6	0	
1910		New Mexico	W	1	0	
1909		New Mexico State	W	6	0	
1908		New Mexico	W	10	5	
1905		Tombstone	W	17	0	
1904		Phoenix Highschool	L	0	37	
1903						
1902		Ft. Huachuca @ Naco	W	34	0	
1901		Phoenix Indian School	L	0	13	
1900		Phoenix Indians	L	0	6	
1899					0	



# Arizona in Openers/Homecoming/Family Weekend

## Pac-10/12 Openers (20-19)

Year	Date	Opponent	Result	UA	Opp.	Attend.
2016	Sept. 24	Washington	L (OT)	28	35	48,747
2015	Sept. 26	UCLA	L	30	56	56,004
2014	Sept. 20	California	W	49	45	45,595
2013	Sept. 28	at Washington	L	13	31	65,815
2012	Sept. 22	at Oregon	L	0	49	58,334
2011	Sept. 17	Stanford	L	10	37	49,636
2010	Sept. 25	California	W	10	9	50,906
2009	Sept. 26	at Oregon State	W	37	32	42,119
2008	Sept. 20	at UCLA	W	31	10	65,434
2007	Sept. 22	at California	L	27	45	56,021
2006	Sept. 23	USC	L	3	20	58,801
2005	Oct. 1	at California	L	0	28	55,944
2004	Oct. 2	Washington State	L	19	20	43,579
2003	Sept. 13	Oregon	L	10	48	40,462
2002	Oct. 5	Oregon	L	14	31	47,356
2001	Sept. 29	Washington State	L	21	48	42,729
2000	Sept. 30	at Stanford	W	27	3	31,165
1999	Sept. 18	Stanford	L	22	50	47,273
1998	Sept. 12	at Stanford	W	31	14	30,096
1997	Sept. 4	at Oregon	L	9	16	38,035
1996	Sept. 21	at Washington	L	17	31	73,414
1995	Sept. 23	USC	L	10	31	58,503
1994	Sept. 24	at Stanford	W	34	10	42,593
1993	Sept. 25	at Oregon State	W	33	0	27,215
1992	Sept. 12	Washington State	L	20	23	39,112
1991	Sept. 14	Stanford	W	28	23	43,055
1990	Sept. 22	Oregon	W	22	17	53,283
1989	Sept. 2	Stanford	W	19	3	48,712
1988	Sept. 3	at Oregon State	W	24	13	23,142
1987	Sept. 26	at UCLA	L	24	34	55,823
1986	Sept. 20	at Oregon	W	41	17	28,773
1985	Sept. 14	Washington State	W	12	7	46,437
1984	Sept. 8	California	W	23	10	41,244
1983	Sept. 3	Oregon State	W	50	6	40,570
1982	Sept. 11	Oregon State	W	38	12	35,999
1981	Sept. 12	UCLA	L	18	35	49,311
1980	Sept. 27	at California	W	31	24	41,000
1979	Sept. 8	at Washington State	W	22	7	26,753
1978	Sept. 16	Oregon State	W	21	7	49,056

## Homecoming (57-37-5)

Year	Date	Opponent	Result	UA	Opp.	Attend.
2016	Oct. 29	Stanford - N	L	10	34	46,740
2015	Oct. 24	Washington State - N	L	42	45	47,847
2014	Nov. 8	Colorado - N	W	38	20	50,177
2013	Nov. 9	UCLA - N	L	26	31	51,531
2012	Nov. 10	Colorado	W	56	31	51,236
2011	Nov. 5	Utah	L	21	34	50,839
2010	Oct. 23	Washington - N	W	44	14	56,244
2009	Nov. 7	Washington State	W	48	7	50,242
2008	Oct. 25	USC - N	L	10	17	57,427
2007	Nov. 3	UCLA	W	34	27	51,727
2006	Nov. 11	California	W	24	20	55,519
2005	Nov. 5	UCLA	W	52	14	55,775
2004	Oct. 30	Oregon State	L	14	28	47,245
2003	Nov. 8	Washington	W	27	22	48,319
2002	Nov. 9	UCLA-N	L	7	37	43,613
2001	Nov. 10	Stanford-N	L	37	51	40,632
2000	Nov. 11	Oregon State	L	9	33	44,109
1999	Nov. 6	Washington	L	25	33	56,614
1998	Nov. 7	Washington State- N	W	41	7	47,761
1997	Nov. 8	Oregon State- N	W	27	7	39,754
1996	Nov. 16	UCLA	W	35	17	47,171
1995	Nov. 11	Oregon- N	L	13	17	53,736
1994	Nov. 5	California- N	W	13	6	58,374
1993	Nov. 6	Oregon- N	W	31	10	57,309
1992	Nov. 7	Washington	W	16	3	#58,510
1991	Nov. 2	Oregon State- N	W	45	21	42,082
1990	Nov. 10	Stanford-N	L	10	23	52,609
1989	Oct. 27	Pacific- N	W	38	14	46,449
1988	Oct. 29	California- N	L	7	10	47,181
1987	Nov. 7	Washington- N	T	21	21	50,021
1986	Nov. 1	USC- N	L	13	20	55,046
1985	Nov. 9	UCLA- N	L	19	24	57,779
1984	Nov. 10	Stanford-N	W	28	14	44,836
1983	Nov. 5	Washington- N	L	22	23	48,808
1982	Nov. 13	USC- N	L	13	20	55,046
1981	Oct. 24	Washington State- N	L	19	34	50,265
1980	Nov. 15	Pacific- N	W	63	35	39,576
1979	Oct. 20	Stanford-N	L	10	30	55,217
1978	Oct. 14	California- N	L	20	33	54,121
1977	Nov. 5	Colorado State- N	L	14	35	41,016
1976	Nov. 6	Wyoming- N	L	24	26	51,809
1975	Oct. 25	New Mexico	L	34	44	35,878
1974	Nov. 9	Colorado state	W	34	21	33,116

Year	Date	Opponent	Result	UA	Opp.	Attend.
1973	Nov. 17	Air Force	L	26	27	39,733
1972	Nov. 11	Brigham Young	W	21	7	26,500
1971	Oct. 30	New Mexico	L	28	34	30,000
1970	Oct. 31	Air Force	L	20	23	36,000
1969	Nov. 15	Utah	W	17	16	23,400
1968	Nov. 2	Washington State	W	28	14	31,400
1967	Nov. 18	Air Force	W	14	10	27,657
1966	Nov. 12	Washington State	W	28	18	23,061
1965	Nov. 13	Air Force	L	7	34	28,391
1964	Nov. 7	Idaho	W	14	7	23,513
1963	Nov. 2	Wyoming	W	15	7	20,195
1962	Nov. 10	Kansas State	W	14	13	20,419
1961	Nov. 18	UTEP	W	48	15	23,356
1960	Nov. 17	Kansas State	W	35	16	20,814
1959	Nov. 21	UTEP	W	14	10	19,062
1958	Nov. 1	West Texas State	W	15	8	14,208
1957	Nov. 23	Marquette	W	17	14	14,349
1956	Oct. 27	Texas Tech- N	L	7	21	20,569
1955	Oct. 22	Oregon- N	L	27	46	21,525
1954	Nov. 6	Texas Tech- N	L	14	28	22,075
1953	Nov. 21	Kansas State- N	T	26	26	15,713
1952	Oct. 25	Hardin-Simmons- N	W	13	12	18,735
1951	Nov. 17	Idaho- N	W	13	7	14,267
1950	Nov. 18	Texas Tech	L	7	39	14,169
1949	Nov. 5	New Mexico	W	46	14	13,606
1948	Nov. 20	Iowa State- N	W	14	7	13,771
1947	Nov. 22	Marquette- N	L	21	39	14,362
1946	Nov. 9	Santa Clara- N	T	21	21	10,001
1942	Oct. 17	Oklahoma State- N	W	20	6	9,729
1941	Nov. 29	Kansas State	W	28	21	
1940	Oct. 19	Centenary- N	W	29	6	10,000
1939	Nov. 4	Centenary- N	W	7	0	
1938	Nov. 19	Marquette- N	W	20	12	
1937	Nov. 20	Kansas	W	9	7	
1936	Nov. 7	New Mexico- N	W	28	0	
1935	Oct. 12	Whittier- N	W	45	0	
1934	Oct. 20	Loyola- N	L	0	6	9,000
1933	Oct. 14	Texas Tech- N	L	0	7	
1932	Oct. 1	Loyola- N	L	6	33	4,200
1931	Oct. 24	Rice- N	L	0	32	4,000
1930	Nov. 1	Pomona	W	20	0	
1929	Oct. 12	Cal Tech	W	35	0	
1928	Nov. 3	New Mexico	T	6	6	
1927	Nov. 19	UCLA	W	16	13	
1926	Nov. 13	Whittier	W	16	6	
1925	Nov. 26	Nevada- Reno	T	0	0	
1924	Nov. 27	California- Davis	W	12	6	
1923	Nov. 29	Santa Clara	W	20	0	
1922	Nov. 11	St. Mary's	W	20	3	
1921	Nov. 24	New Mexico Military	W	110	0	
1920	Nov. 25	Redlands	W	34	0	
1919	Nov. 27	Occidental	W	27	0	
1917	Nov. 29	Whittier	W	45	0	
1916	Nov. 23	New Mexico State	W	73	0	
1915	Nov. 25	Whittier	L	0	27	
1914	Nov. 26	Pomona	W	7	6	

N - night game

## Family Weekend (51-33-1)

Year	Date	Opponent	Result	UA	Opp.	Attend.
2016	Oct. 15	USC	L	14	48	55,463
2015	Oct. 10	Oregon State	W	44	7	52,987
2014	Oct. 11	USC	L	26	28	56,754
2013	Oct. 19	Utah	W	35	24	50,871
2012	Oct. 20	Washington	W	52	17	50,148
2011	Sept. 24	Oregon	L	31	56	56,096
2010	Oct. 9	Oregon State	L	27	29	56,054
2009	Oct. 17	Stanford	W	43	38	53,479
2008	Oct. 4	Washington	W	48	14	55,624
2007	Oct. 20	Stanford	L	20	21	55,270
2006	Oct. 21	Oregon State	L	10	17	57,113
2005	Oct. 15	Stanford	L	16	20	54,216
2004	Oct. 23	California	L	0	38	52,049
2003	Oct. 11	UCLA	L	21	24	44,481
2002	Oct. 26	Washington State	L	13	21	46,462
2001	Oct. 27	USC	L	34	41	46,399
2000	Oct. 14	Washington State	W	53	47 (3OT)	50,350
1999	Oct. 23	Oregon	L	41	44	55,251
1998	Oct. 10	UCLA	L	28	52	58,738
1997	Oct. 18	Washington	L	28	58	50,585
1996	Oct. 26	Oregon State	W	33	7	43,716
1995	Oct. 21	Washington	L	17	31	58,471
1994	Oct. 22	UCLA	W	34	24	58,817
1993	Oct. 16	Stanford	W	27	24	57,799
1992	Oct. 3	UCLA	W	23	3	50,708
1991	Oct. 26	Miami (FLA)	L	9	36	53,349
1990	Oct. 27	Washington State	W	42	34	55,520
1989	Oct. 14	UCLA	W	42	7	51,562



Year	Date	Opponent	Result	UA	Opp.	Attend.
1988	Oct. 15	Washington State	W	45	28	48,287
1987	Oct. 17	Oregon State	W	31	17	48,494
1986	Oct. 18	Oregon State	W	23	12	52,669
1985	Oct. 19	San Jose State	W	41	0	45,361
1984	Nov. 3	Utah State	W	45	10	44,225
1983	Oct. 15	Oregon	L	10	19	45,233
1982	Oct. 23	Pacific	W	55	7	45,800
1981	Oct. 31	UTEP	W	48	15	35,642
1980	Oct. 18	Washington State	L	14	38	47,132
1979	Nov. 17	Oregon State	W	42	18	45,162
1978	Nov. 18	Washington State	W	31	24	49,557
1977	Oct. 22	Utah	W	45	17	43,500
1976	Oct. 9	UTEP	W	63	12	42,177
1975	Oct. 4	Northwestern	W	41	6	38,501
1974	Oct. 26	BYU	L	13	37	34,116
1973	Oct. 20	Texas Tech	W	17	13	40,172
1972	Oct. 28	UTEP	W	45	22	28,000
1971	Oct. 16	UCLA	L	12	28	37,500
1970	Oct. 3	Iowa	W	17	10	37,500
1969	Oct. 18	UTEP	W	26	10	30,000
1968	Oct. 19	BYU	W	19	3	37,650
1967	Oct. 28	Indiana	L	7	42	33,566
1966	Oct. 29	BYU	L	14	16	24,420
1965	Oct. 23	San Jose State	L	7	13	28,832
1964	Oct. 24	Wyoming	W	15	7	27,383
1963	Oct. 12	UTEP	W	13	7	24,902
1962	Oct. 13	Air Force	L	6	20	26,631
1961	Oct. 7	Hardin-Simmons	W	53	7	24,453
1960	Oct. 15	Tulsa	L	16	17	23,525
1959	Oct. 24	Colorado	L	9	18	20,076
1958	Oct. 11	Colorado	L	12	65	
1957	Nov. 2	West Texas State	L	20	21	
1956	Oct. 6	Utah State	L	7	12	
1955	Oct. 8	West Texas State	T	20	20	
1954	Oct. 16	Idaho	W	35	13	
1953	Oct. 10	New Mexico	W	20	0	
1952	Oct. 11	Colorado	L	19	34	
1951	Oct. 6	West Texas State	W	28	13	
1950	Oct. 28	Denver	W	19	14	
1949	Oct. 15	UTEP	L	0	28	
1948	Oct. 23	Texas Tech	L	0	31	
1947	Oct. 25	New Mexico	W	22	12	
1946	Oct. 19	Pacific	W	47	13	
1945	Nov. 17	San Diego State	W	28	0	
1941	Oct. 11	Nevada-Reno	W	26	7	
1940	Oct. 5	New Mexico State	W	41	0	
1939	Nov. 18	Pacific	W	12	7	
1938	Oct. 29	New Mexico	L	7	20	
1937	Oct. 30	New Mexico State	W	27	12	
1936	Oct. 24	New Mexico State	W	28	7	
1935	Oct. 26	New Mexico State	W	9	6	
1934	Nov. 3	New Mexico	W	14	6	
1933	Nov. 4	NAU	W	24	0	
1932	Oct. 21	ASU	W	26	6	
1931	Nov. 7	NAU	W	19	12	
1930	Nov. 15	New Mexico	W	33	0	
1929	Oct. 25	New Mexico State	W	28	0	

## Future Non-Conference Schedules

Below are future Arizona football non-conference games with finalized contracts between the respective schools dating through the 2031 season. Dates and locations of games remain subject to change in certain cases at the discretion of television partners of the Pac-12 Conference and/or the opposing host institutions' conference or other media rights holders.

Pac-12 Conference schedules are typically announced no later than January of the upcoming season. In the case of Arizona, the Wildcats are scheduled to play five (5) Pac-12 games at Arizona Stadium in even-numbered seasons, with four (4) games on the road. For odd-numbered years, Arizona will play four (4) home conference games with five (5) road contests.

2018	Opponent	Location
Sept. 1	BYU	Tucson, Ariz.
Sept. 8	at Houston	Houston, Texas
Sept. 15	Southern Utah	Tucson, Ariz.

2019	Opponent	Location
Aug. 24	at Hawai'i	Honolulu, Hawai'i
Aug. 31	Open Date *	
Sept. 7	NAU	Tucson, Ariz.
Sept. 14	Texas Tech	Tucson, Ariz.

2020	Opponent	Location
Sept. 5	Hawai'i	Tucson, Ariz.
Sept. 12	Portland State	Tucson, Ariz.
Sept. 19	at Texas Tech	Lubbock, Texas

2021	Opponent	Location
Sept. 2	vs. BYU	Las Vegas, Nev.
Sept. 11	San Diego State	Tucson, Ariz.
Sept.	TBA	TBA

2022	Opponent	Location
Sept. 3	at San Diego State	San Diego, Calif.
Sept. 10	Mississippi State	Tucson, Ariz.
Sept. 17	North Dakota State	Tucson, Ariz.

2023	Opponent	Location
Sept. 2	TBA	TBA
Sept. 9	at Mississippi State	Starkville, Miss.
Sept. 16	UTEP	Tucson, Ariz.

2024	Opponent	Location
Aug. 31	TBA	TBA
Sept. 7	TBA	TBA
Sept. 14	at Kansas State	Manhattan, Kan.

2025	Opponent	Location
Aug. 30	at Hawai'i *	Honolulu, Hawai'i
Sept. 6	TBA	TBA
Sept. 13	Kansas State	Tucson, Ariz.

2026	Opponent	Location
Sept. 5	TBA	TBA
Sept. 12	at BYU	Provo, Utah
Sept. 19	TBA	TBA

2027	Opponent	Location
Sept. 4	at Colorado State	Fort Collins, Colo.
Sept. 11	BYU	Tucson, Ariz.
Sept. 18	TBA	TBA

2028	Opponent	Location
Sept. 2	Colorado State	Tucson, Ariz.
Sept. 9	TBA	TBA
Sept. 16	at Nebraska	Lincoln, Neb.

2029	Opponent	Location
Sept. 1	TBA	TBA
Sept. 8	Virginia Tech	Tucson, Ariz.
Sept. 15	TBA	TBA

2030	Opponent	Location
Aug. 30	at Virginia Tech	Blacksburg, Va.
Sept. 7	TBA	TBA
Sept. 14	TBA	TBA

2031	Opponent	Location
Aug. 30	TBA	TBA
Sept. 6	TBA	TBA
Sept. 13	Nebraska	Tucson, Ariz.

\* Years in which Arizona plays at Hawai'i, the Wildcats have the option to play a 13th regular season game or utilize an extra bye week.



# 2017 Opponent Series History

## Northern Arizona (13-1)

Saturday, Sept. 2 // Tucson, Ariz.

Date	ARIZ	NAU	Location	
Nov. 7, 1931	W	19	12	Flagstaff
Oct. 29, 1932	L	6	7	Phoenix
Nov. 4, 1933	W	24	0	Tucson
Sept. 28, 1940	W	41	0	Tucson
Nov. 8, 1941	W	41	0	Tucson
Oct. 13, 1945	W	52	6	Tucson
Aug. 31, 2002	W	37	3	Tucson
Sept. 4, 2004	W	21	3	Tucson
Sept. 10, 2005	W	31	12	Tucson
Sept. 8, 2007	W	45	24	Tucson
Sept. 12, 2009	W	34	17	Tucson
Sept. 3, 2011	W	41	10	Tucson
Aug. 30, 2013	W	35	0	Tucson
Sept. 19, 2015	W	77	13	Tucson

<b>All-Time</b>	<b>13-1</b>	<b>504</b>	<b>107</b>
in Tucson	12-0	479	88
in Flagstaff	1-0	19	12
in Phoenix	0-1	6	7

### Streaks & Superlatives

Last 5		UA leads, 5-0
Last 10		UA leads, 10-0
Current Streak		UA has won last 12
Longest UA Win Streak	12 games (1933-current)	
Longest NAU Win Streak	1 game (1932)	
UA Most Points	77-13 (2015)	
NAU Most Points	24-45 (2007)	
Biggest UA Win	77-13 (2015)	
Biggest NAU Win	7-6 (1932)	
Last UA Home Win	77-13 (2015)	
Last UA Road Win	19-12 (1931)	
Last NAU Home Win		N/A
Last NAU Road Win		N/A

## Houston (1-1)

Saturday, Sept. 9 // Tucson, Ariz.

Date	ARIZ	HOU	Location	
Oct. 11, 1969	L	17	34	Tucson
Sept. 6, 1986	W	37	3	Tucson

<b>All-Time</b>	<b>1-1</b>	<b>54</b>	<b>37</b>
in Tucson	1-1	54	37
in Houston	0-0	0	0

### Streaks & Superlatives

Last 5		Team split only two meetings
Last 10		Team split only two meetings
Current Streak		UA won last meeting in 1986
Longest UA Win Streak (1986-current)		1 game
Longest HOU Win Streak		1 game (1969)
UA Most Points		37-3 (1986)
HOU Most Points		34-17 (1969)
Biggest UA Win		37-3 (1986)
Biggest HOU Win (1969)		34-17
Last UA Home Win		37-3 (1986)
Last UA Road Win		N/A
Last HOU Home Win		N/A
Last HOU Road Win		34-17 (1969)

## UTEP (38-11-2)

Friday, Sept. 15 // El Paso, Texas

Date	ARIZ	UTEP	Location	
Nov. 4, 1916	W	41	0	Tucson
Nov. 24, 1919	W	46	0	Tucson
Oct. 30, 1920	W	60	7	El Paso
Nov. 5, 1921	W	74	0	Tucson
Sept. 30, 1922	W	18	0	El Paso
Oct. 20, 1923	W	12	7	Tucson
Oct. 6, 1927	W	19	6	El Paso
Oct. 27, 1928	W	12	6	El Paso
Oct. 19, 1929	W	19	0	Tucson
Nov. 8, 1930	T	0	0	El Paso
Nov. 12, 1938	L	14	26	Tucson
Nov. 11, 1939	L	6	14	El Paso
Nov. 3, 1940	W	20	13	El Paso
Nov. 1, 1941	W	33	14	Tucson
Nov. 14, 1942	W	19	7	El Paso
Oct. 12, 1946	W	27	13	Tucson
Oct. 18, 1947	W	14	13	El Paso
Nov. 13, 1948	L	14	25	Tucson
Oct. 15, 1949	L	0	28	Tucson
Oct. 14, 1950	L	13	14	El Paso
Oct. 13, 1951	W	19	15	Tucson

Date	ARIZ	UTEP	Location	
Nov. 15, 1952	W	55	7	El Paso
Nov. 14, 1953	L	20	28	Tucson
Nov. 13, 1954	L	21	41	El Paso
Oct. 15, 1955	L	0	29	Tucson
Oct. 13, 1956	L	6	28	El Paso
Nov. 16, 1957	L	14	51	Tucson
Nov. 15, 1958	W	14	12	El Paso
Nov. 21, 1959	W	14	10	Tucson
Nov. 12, 1960	W	28	14	El Paso
Nov. 18, 1961	W	48	15	Tucson
Nov. 17, 1962	W	7	0	El Paso
Oct. 12, 1963	W	13	7	Tucson
Nov. 14, 1964	W	14	0	El Paso
Nov. 6, 1965	W	10	3	Tucson
Oct. 14, 1967	T	9	9	Tucson
Oct. 5, 1968	W	25	0	Tucson
Oct. 18, 1969	W	26	10	Tucson
Nov. 14, 1970	L	17	33	El Paso
Sept. 25, 1971	W	14	6	El Paso
Oct. 28, 1972	W	45	22	Tucson
Nov. 3, 1973	W	35	18	El Paso
Oct. 5, 1974	W	42	13	Tucson
Oct. 11, 1975	W	36	0	El Paso
Oct. 9, 1976	W	63	12	Tucson
Nov. 19, 1977	W	41	24	El Paso
Oct. 31, 1981	W	48	15	Tucson
Sept. 4, 1993	W	24	6	Tucson
Aug. 31, 1996	W	23	3	Tucson
Oct. 16, 1999	W	34	21	Tucson
Aug. 30, 2003	W	42	7	Tucson

<b>All-Time</b>	<b>38-11-2</b>	<b>1268</b>	<b>652</b>
in Tucson	22-6-1	799	389
in El Paso	16-5-1	469	263

### Streaks & Superlatives

Last 5		UA leads, 5-0
Last 10		UA leads, 10-0
Current Streak		UA won 12 straight
Longest UA Win Streak	12 games (1971-current)	
Longest UTEP Win Streak	5 games (1953-57)	
UA Most Points	74-0 (1921)	
UTEP Most Points	51-14 (1957)	
Biggest UA Win	74-0 (1921)	
Biggest UTEP Win	51-14 (1957)	
Last UA Home Win	42-7 (2003)	
Last UA Road Win	41-24 (1977)	
Last UTEP Home Win	33-17 (1970)	
Last UTEP Road Win	51-14 (1957)	

## Utah (19-21-2)

Friday, Sept. 22 // Tucson, Ariz.

Date	ARIZ	UTAH	Location	
Oct. 18, 1924	L	7	32	Salt Lake City
Oct. 16, 1925	L	0	9	Tucson
Oct. 3, 1936	L	6	14	Salt Lake City
Oct. 12, 1940	L	0	24	Salt Lake City
Dec. 6, 1941	L	6	12	Tucson
Oct. 3, 1942	W	14	0	Tucson
Oct. 5, 1946	L	7	14	Salt Lake City
Dec. 6, 1947	T	20	20	Tucson
Oct. 3, 1948	L	14	47	Salt Lake City
Oct. 1, 1949	T	12	12	Tucson
Sept. 30, 1950	L	14	27	Salt Lake City
Sept. 22, 1951	L	7	27	Tucson
Oct. 4, 1952	W	27	0	Salt Lake City
Sept. 19, 1953	L	7	28	Tucson
Sept. 25, 1954	W	54	20	Salt Lake City
Oct. 31, 1959	L	6	54	Salt Lake City
Sept. 24, 1960	L	3	13	Tucson
Sept. 18, 1965	W	16	9	Salt Lake City
Oct. 22, 1966	L	19	24	Tucson
Oct. 21, 1967	L	29	33	Tucson
Nov. 16, 1968	W	16	15	Salt Lake City
Nov. 15, 1969	W	17	16	Tucson
Oct. 24, 1970	L	0	24	Salt Lake City
Oct. 23, 1971	W	14	3	Tucson
Nov. 4, 1972	L	27	28	Salt Lake City
Oct. 27, 1973	W	42	21	Tucson
Oct. 12, 1974	W	41	8	Salt Lake City
Nov. 22, 1975	W	38	14	Tucson
Oct. 30, 1976	W	38	35	Salt Lake City
Oct. 22, 1977	W	45	17	Tucson
Sept. 10, 1983	W	38	0	Tucson
Dec. 27, 1994	L	13	16	Anaheim, Calif.
Sept. 2, 2000	W	17	3	Salt Lake City
Sept. 14, 2002	W	23	17	Tucson
Sept. 11, 2004	L	6	23	Tucson

Date	ARIZ	UTAH	Location	
Sept. 2, 2005	L	24	27	Salt Lake City
Nov. 5, 2011	L	21	34	Tucson
Nov. 17, 2012	W	34	24	Salt Lake City
Oct. 19, 2013	W	35	24	Tucson
Nov. 22, 2014	W	42	10	Salt Lake City
Nov. 14, 2015	W (OT)	37	30	Tucson
Oct. 8, 2016	L	23	36	Salt Lake City

<b>All-Time</b>	<b>19-21-2</b>	<b>859</b>	<b>844</b>
in Tucson	10-9-2	433	377
in SLC	9-11	413	451
in Anaheim	0-1	13	16

### Streaks & Superlatives

Last 5		UA leads, 4-1
Last 10		UA leads, 6-4
Current Streak		UA won 4 of last 5
Longest UA Win Streak	6 games (1968-1983)	
Longest Utah Win Streak	5 games (1924-1941)	
UA Most Points	54-20 (1954)	
Utah Most Points	54-6 (1959)	
Biggest UA Win	38-0 (1983)	
Biggest Utah Win	54-6 (1959)	
Last UA Home Win	37-30 OT (2015)	
Last UA Road Win	42-10 (2014)	
Last Utah Home Win	35-23 (2016)	
Last Utah Road Win	34-21 (2011)	

## Colorado (5-14)

Saturday, Oct. 7 // Boulder, Colo.

Date	ARIZ	COLO	Location	
Nov. 26, 1931	L	7	27	Tucson
Oct. 21, 1950	L	25	28	Boulder
Oct. 11, 1952	L	19	34	Tucson
Sept. 26, 1953	L	14	20	Boulder
Oct. 9, 1954	L	18	40	Tucson
Sept. 24, 1955	L	0	14	Boulder
Nov. 24, 1956	L	7	38	Tucson
Oct. 12, 1957	L	14	34	Boulder
Oct. 11, 1958	L	12	65	Tucson
Oct. 24, 1959	L	0	18	Tucson
Oct. 8, 1960	L	16	35	Boulder
Sept. 28, 1985	L	13	14	Tucson
Sept. 27, 1986	W	24	21	Boulder
Nov. 12, 2011	L	29	48	Boulder
Nov. 10, 2012	W	56	31	Tucson
Oct. 26, 2013	W	44	20	Boulder
Nov. 8, 2014	W	38	20	Tucson
Oct. 17, 2015	W	38	31	Boulder
Nov. 12, 2016	L	24	49	Tucson

<b>All-Time</b>	<b>5-14</b>	<b>398</b>	<b>587</b>
in Tucson	2-8	194	336
in Boulder	3-6	204	251

### Streaks & Superlatives

Last 5		UA leads, 4-1
Last 10		Tied, 5-5
Current Streak		UA won 4 of last 5
Longest UA Win Streak	4 games (2012-15)	
Longest CU Win Streak	12 games (1931-1985)	
UA Most Points	56-31 (2012)	
CU Most Points	65-12 (1958)	
Biggest UA Win	56-31 (2012)	
Biggest CU Win	65-12 (1958)	
Last UA Home Win	38-20 (2014)	
Last UA Road Win	38-31 (2015)	
Last CU Home Win	48-29 (2011)	
Last CU Road Win	49-24 (2016)	

## UCLA (15-24-2)

Saturday, Oct. 14 // Tucson, Ariz.

Date	ARIZ	UCLA	Location	
Nov. 19, 1927	W	16	13	Tucson
Sept. 29, 1928	T	7	7	Los Angeles
Oct. 16, 1971	L	12	28	Tucson
Oct. 7, 1972	L	32	42	Los Angeles
Sept. 18, 1976	L	9	37	Los Angeles
Oct. 27, 1978	L	14	24	Los Angeles
Nov. 1, 1980	W	23	17	Tucson
Sept. 12, 1981	L	18	35	Tucson
Oct. 9, 1982	T	24	24	Pasadena
Nov. 12, 1983	W	27	24	Tucson
Nov. 9, 1985	L	19	24	Tucson
Oct. 11, 1986	L	25	32	Pasadena
Sept. 26, 1987	L	24	34	Pasadena
Oct. 22, 1988	L	3	24	Tucson
Oct. 14, 1989	W	42	7	Tucson

# 2017 Opponent Series History



Date	ARIZ	UCLA	Location	
Oct. 6, 1990	W	28	21	Pasadena
Oct. 12, 1991	L	14	54	Pasadena
Oct. 3, 1992	W	23	3	Tucson
Oct. 30, 1993	L	17	37	Pasadena
Oct. 22, 1994	W	34	24	Tucson
Oct. 14, 1995	L	10	17	Pasadena
Nov. 16, 1996	W	35	17	Tucson
Sept. 27, 1997	L	27	40	Pasadena
Oct. 10, 1998	L	28	52	Tucson
Oct. 30, 1999	W	33	7	Pasadena
Oct. 28, 2000	L	24	27	Tucson
Nov. 9, 2002	L	7	37	Tucson
Oct. 11, 2003	L	21	24	Tucson
Oct. 9, 2004	L	17	37	Pasadena
Nov. 5, 2005	W	52	14	Tucson
Oct. 7, 2006	L	7	27	Pasadena
Nov. 3, 2007	W	34	27	Tucson
Sept. 20, 2008	W	31	10	Pasadena
Oct. 24, 2009	W	27	13	Tucson
Oct. 30, 2010	W	29	21	Pasadena
Oct. 20, 2011	W	48	12	Tucson
Nov. 3, 2012	L	10	66	Pasadena
Nov. 9, 2013	L	26	31	Tucson
Nov. 1, 2014	L	7	17	Pasadena
Sept. 26, 2015	L	30	56	Tucson
Oct. 1, 2016	L	24	45	Pasadena

<b>All-Time</b>	<b>15-24-2</b>	<b>938</b>	<b>1108</b>
in Tucson	4-14-2	549	509
in LA/Pasa.	11-10	327	599

### Streaks & Superlatives

Last 5	UCLA leads, 5-0
Last 10	Tied, 5-5
Current Streak	UCLA won last 5 games
Longest UA Win Streak	5 games (2007-11)
Longest UCLA Win Streak	5 games (2012-current)
UA Most Points	52-14 (2005)
UCLA Most Points	66-10 (2012)
Biggest UA Win	52-14 (2005)
Biggest UCLA Win	66-10 (2012)
Last UA Home Win	48-12 (2011)
Last UA Road Win	29-21 (2010)
Last UCLA Home Win	45-24 (2016)
Last UCLA Road Win	56-30 (2015)

## California (16-14-2)

Saturday, Oct. 21 // Berkeley, Calif.

Date	ARIZ	CAL	Location	
Oct. 14, 1978	L	20	33	Tucson
Sept. 15, 1979	L	7	10	Berkeley
Sept. 27, 1980	W	31	24	Berkeley
Sept. 19, 1981	L	13	14	Tucson
Oct. 1, 1983	T	33	33	Berkeley
Sept. 8, 1984	W	23	13	Tucson
Sept. 21, 1985	W	23	17	Berkeley
Oct. 25, 1986	W	33	16	Tucson
Oct. 10, 1987	T	23	23	Berkeley
Oct. 29, 1988	L	7	10	Tucson
Nov. 4, 1989	L	28	29	Berkeley
Sept. 29, 1990	L	25	30	Tucson
Sept. 21, 1991	L	21	23	Tucson
Oct. 24, 1992	W	24	17	Berkeley
Nov. 13, 1993	L	20	24	Berkeley
Nov. 5, 1994	W	13	6	Tucson
Sept. 30, 1995	W	20	15	Tucson
Nov. 2, 1996	L (OT)	55	56	Berkeley
Nov. 15, 1997	W (OT)	41	38	Tucson
Nov. 14, 1998	W	23	7	Berkeley
Nov. 3, 2001	W	38	24	Berkeley
Nov. 16, 2002	W	52	41	Berkeley
Oct. 25, 2003	L	14	42	Berkeley
Oct. 23, 2004	L	0	38	Tucson
Oct. 1, 2005	L	0	28	Berkeley
Nov. 11, 2006	W	24	20	Tucson
Sept. 22, 2007	L	27	45	Berkeley
Oct. 18, 2008	W	42	27	Tucson
Nov. 14, 2009	L	16	24	Berkeley
Sept. 25, 2010	W	10	9	Tucson
Nov. 2, 2013	W	33	28	Berkeley
Sept. 20, 2014	W	49	45	Tucson

<b>All-Time</b>	<b>16-14-2</b>	<b>788</b>	<b>809</b>
in Tucson	9-6	341	337
in Berkeley	7-8-2	447	472

### Streaks & Superlatives

Last 5	UA leads, 4-1
Last 10	Tied, 5-5
Current Streak	UA has won last 3
Longest UA Win Streak	4 games (1997-2002)
Longest Cal Win Streak	4 games (1988-91)
UA Most Points	55-56 (1996)
Cal Most Points	56-55 (1996)
Biggest UA Win	33-16 (1986)
Biggest Cal Win	38-0 (2004)
Last UA Home Win	49-45 (2014)
Last UA Road Win	33-28 (2013)
Last Cal Home Win	24-16 (2009)
Last Cal Road Win	38-0 (2004)

## Washington State (26-16)

Saturday, Oct. 28 // Tucson, Ariz.

Date	ARIZ	WSU	Location	
Oct. 5, 1963	L	2	7	Spokane
Oct. 3, 1964	W	28	12	Tucson
Oct. 16, 1965	L	3	21	Spokane
Nov. 12, 1966	W	28	18	Tucson
Nov. 2, 1968	W	28	24	Tucson
Sept. 18, 1971	W	39	28	Spokane
Sept. 23, 1972	L	6	28	Tucson
Nov. 18, 1978	W	31	24	Tucson
Sept. 8, 1979	W	22	7	Spokane
Oct. 18, 1980	L	14	38	Tucson
Oct. 24, 1981	L	19	34	Tucson
Oct. 30, 1982	W	34	17	Pullman
Sept. 17, 1983	W	45	6	Pullman
Sept. 14, 1985	W	12	7	Tucson
Nov. 8, 1986	W	31	6	Pullman
Oct. 24, 1987	L	28	45	Pullman
Oct. 15, 1988	W	45	28	Tucson
Oct. 21, 1989	W	23	21	Pullman
Oct. 27, 1990	W	42	34	Tucson
Nov. 9, 1991	L	27	40	Pullman
Sept. 12, 1992	L	20	23	Tucson
Oct. 23, 1993	W	9	6	Tucson
Oct. 15, 1994	W	10	7	Pullman
Oct. 28, 1995	W	24	14	Pullman
Oct. 5, 1996	W	34	26	Tucson
Oct. 25, 1997	L (OT)	34	35	Pullman
Nov. 7, 1998	W	41	7	Tucson
Sept. 25, 1999	W	30	24	Pullman
Oct. 14, 2000	W (3 OT)	53	47	Tucson
Sept. 29, 2001	L	21	48	Tucson
Oct. 26, 2002	L	13	21	Tucson
Oct. 4, 2003	L	7	30	Pullman
Sept. 25, 2004	L	19	20	Tucson
Nov. 4, 2006	W	27	17	Pullman
Sept. 29, 2007	W	48	20	Tucson
Nov. 8, 2008	W	59	28	Pullman
Nov. 7, 2009	W	48	7	Tucson
Oct. 16, 2010	W	24	7	Pullman
Nov. 16, 2013	L	17	24	Tucson
Oct. 25, 2014	W	59	37	Pullman
Oct. 24, 2015	L	42	45	Tucson
Nov. 5, 2016	L	7	69	Pullman

<b>All-Time</b>	<b>26-16</b>	<b>1153</b>	<b>1007</b>
in Tucson	13-9	618	541
in Pullman	11-5	469	403
in Spokane	2-2	66	63

### Streaks & Superlatives

Last 5	WSU leads, 3-2
Last 10	UA leads, 6-4
Current Streak	WSU won last 2
Longest UA Win Streak	5 games (2006-10)
Longest WSU Win Streak	4 games (2001-04)
UA Most Points	59, twice (last 2014)
WSU Most Points	69-7 (2016)
Biggest UA Win	48-7 (2009)
Biggest WSU Win	69-7 (2016)
Last UA Home Win	48-7 (2009)
Last UA Road Win	59-37 (2014)
Last WSU Home Win	69-7 (2016)
Last WSU Road Win	45-42 (2015)

## USC (8-32)

Nov. 4 // Los Angeles

Date	ARIZ	USC	Location	
Dec. 9, 1916	L	7	20	Phoenix, Ariz.
Oct. 20, 1917	L	6	31	Los Angeles
Oct. 14, 1922	L	0	15	Los Angeles
Nov. 17, 1923	L	6	69	Los Angeles
Oct. 11, 1924	L	0	29	Los Angeles
Oct. 24, 1925	L	0	56	Los Angeles
Nov. 10, 1928	L	7	78	Los Angeles
Nov. 3, 1929	L	7	34	Los Angeles
Oct. 11, 1980	L	10	27	Tucson
Oct. 10, 1981	W	13	10	Los Angeles
Nov. 13, 1982	L	41	48	Tucson
Oct. 20, 1984	L	14	17	Los Angeles
Nov. 1, 1986	L	13	20	Tucson
Nov. 14, 1987	L	10	12	Los Angeles
Oct. 1, 1988	L	15	38	Tucson
Nov. 11, 1989	L	3	24	Tucson
Oct. 20, 1990	W	35	28	Los Angeles
Nov. 16, 1991	W	31	14	Tucson
Nov. 14, 1992	L	7	14	Los Angeles
Oct. 2, 1993	W	38	7	Tucson
Nov. 4, 1994	L	28	45	Los Angeles
Sept. 23, 1995	L	10	31	Tucson
Oct. 12, 1996	L	7	14	Los Angeles
Oct. 9, 1999	W	31	24	Tucson
Oct. 7, 2000	W	31	15	Los Angeles
Oct. 27, 2001	L	34	41	Tucson
Nov. 15, 2003	L	0	45	Tucson
Nov. 13, 2004	L	9	49	Los Angeles
Oct. 8, 2005	L*	21	42	Los Angeles
Sept. 23, 2006	L	3	20	Tucson
Oct. 13, 2007	L	13	20	Los Angeles
Oct. 25, 2008	L	10	17	Tucson
Dec. 5, 2009	W	21	17	Los Angeles
Nov. 13, 2010	L	21	24	Tucson
Oct. 1, 2011	L	41	48	Los Angeles
Oct. 27, 2012	W	39	36	Tucson
Oct. 10, 2013	L	31	38	Los Angeles
Oct. 11, 2014	L	28	26	Tucson
Oct. 7, 2015	L	30	38	Los Angeles
Oct. 15, 2016	L	14	48	Tucson

<b>All-Time</b>	<b>8-32</b>	<b>685</b>	<b>1229</b>
in Tucson	4-13	341	490
in Los Angeles	4-18	337	719
in Phoenix	0-1	7	20

\* result later vacated by NCAA

### Streaks & Superlatives

Last 5	USC leads, 4-1
Last 10	USC leads, 8-2
Current Streak	USC won last 4 games
Longest UA Win Streak	2 games (twice, last '99-'00)
Longest USC Win Streak	9 games (1916-1980)
UA Most Points	41, twice (last 2011)
USC Most Points	78-7 (1928)
Biggest UA Win	38-7 (1993)
Biggest USC Win	78-7 (1928)
Last UA Home Win	39-36 (2012)
Last UA Road Win	21-17 (2009)
Last USC Home Win	38-30 (2015)
Last USC Road Win	48-14 (2016)

## Oregon State (22-15-1)

Saturday, Nov. 11 // Tucson, Ariz.

Date	ARIZ	OSU	Location	
Nov. 5, 1966	L	12	31	Portland
Nov. 6, 1971	W	34	22	Tucson
Sept. 16, 1978	W	21	17	Tucson
Nov. 17, 1979	W	42	18	Tucson
Nov. 22, 1980	W	24	7	Corvallis
Nov. 14, 1981	W	40	7	Corvallis
Sept. 11, 1982	W	38	12	Tucson
Sept. 3, 1983	W	50	6	Tucson
Sept. 15, 1984	W	27	8	Portland
Nov. 2, 1985	W	27	6	Corvallis
Oct. 18, 1986	W	23	12	Tucson
Oct. 17, 1987	W	31	17	Tucson
Sept. 3, 1988	W	24	13	Corvallis
Oct. 13, 1990	L	21	35	Corvallis
Nov. 2, 1991	W	45	21	Tucson
Sept. 19, 1992	T	14	14	Corvallis
Sept. 25, 1993	W	33	0	Corvallis
Oct. 1, 1994	W	30	10	Tucson
Nov. 4, 1995	W	14	9	Corvallis
Oct. 26, 1996	W	33	7	Tucson
Nov. 8, 1997	W	27	7	Tucson



# 2017 Opponent Series History

Date	ARIZ	OSU	Location
Oct. 17, 1998	W 28	7	Corvallis
Nov. 13, 1999	L 20	28	Corvallis
Nov. 11, 2000	L 9	33	Tucson
Oct. 13, 2001	L 3	38	Corvallis
Nov. 2, 2002	L 3	38	Corvallis
Nov. 1, 2003	L 23	52	Corvallis
Nov. 30, 2004	L 14	28	Tucson
Oct. 29, 2005	W 29	27	Corvallis
Oct. 21, 2006	L 10	17	Tucson
Oct. 6, 2007	L 16	31	Corvallis
Nov. 22, 2008	L 17	19	Tucson
Sept. 26, 2009	W 37	32	Corvallis
Oct. 9, 2010	L 27	29	Tucson
Oct. 8, 2011	L 27	37	Corvallis
Sept. 29, 2012	L 35	38	Tucson
Oct. 10, 2015	W 44	7	Tucson
Nov. 19, 2016	L 17	42	Corvallis

<b>All-Time</b>	<b>22-15-1</b>	<b>969</b>	<b>782</b>
in Tucson	12-6	530	320
in Corvallis	9-8-1	400	423
in Portland	1-1	39	39

### Streaks & Superlatives

Last 5	OSU leads, 4-1
Last 10	OSU leads, 7-3
Current Streak	OSU won 4 of last 5
Longest UA Win Streak	12 games (1971-88)
Longest OSU Win Streak	6 games (1999-2004)
UA Most Points	50-6 (1983)
OSU Most Points	52-23 (2003)
Biggest UA Win	50-6 (1983)
Biggest OSU Win	38-3 (2002)
Last UA Home Win	44-7 (2015)
Last UA Road Win	37032 (2009)
Last OSU Home Win	42-17 (2016)
Last OSU Road Win	38-35 (2012)

## Oregon (16-25)

Saturday, Nov. 18 // Eugene, Ore.

Date	ARIZ	ORE	Location
Dec. 4, 1937	W 21	7	Tucson
Sept. 29, 1951	L 21	39	Eugene
Oct. 22, 1955	L 27	46	Tucson
Oct. 14, 1961	W 15	6	Portland
Oct. 19, 1963	L 12	28	Tucson
Oct. 17, 1964	L 0	21	Eugene
Sept. 16, 1972	L 7	34	Eugene
Nov. 11, 1978	W 24	3	Eugene
Oct. 13, 1979	W 24	13	Tucson
Oct. 17, 1981	W 18	14	Eugene
Nov. 20, 1982	L 7	13	Eugene
Oct. 15, 1983	L 10	19	Tucson
Oct. 6, 1984	W 28	14	Tucson
Nov. 16, 1985	W 20	8	Tucson
Sept. 20, 1986	W 41	17	Eugene
Nov. 12, 1988	W 41	27	Tucson
Sept. 30, 1989	L 10	16	Eugene
Sept. 22, 1990	W 22	17	Tucson
Nov. 6, 1993	W 31	10	Tucson
Oct. 29, 1994	L 9	10	Eugene
Nov. 11, 1995	L 13	17	Tucson
Nov. 9, 1996	L 31	49	Eugene
Sept. 4, 1997	L 9	16	Eugene
Oct. 31, 1998	W 38	3	Tucson
Oct. 23, 1999	L 41	44	Tucson
Oct. 21, 2000	L 10	14	Eugene
Oct. 6, 2001	L 28	63	Tucson
Oct. 5, 2002	L 14	31	Tucson
Sept. 13, 2003	L 10	48	Tucson
Oct. 16, 2004	L 14	28	Eugene
Oct. 22, 2005	L 21	28	Tucson
Nov. 18, 2006	W 37	10	Eugene
Nov. 15, 2007	W 34	24	Tucson
Nov. 15, 2008	L 45	55	Eugene
Nov. 21, 2009	L (2 OT) 41	44	Tucson
Nov. 26, 2010	L 29	48	Eugene
Sept. 22, 2011	L 31	56	Tucson
Sept. 22, 2012	L 0	49	Eugene
Nov. 23, 2013	W 42	16	Tucson
Oct. 2, 2014	W 31	24	Eugene
Dec. 5, 2014	L 13	51	Santa Clara, Calif.

<b>All-Time</b>	<b>16-25</b>	<b>920</b>	<b>1080</b>
in Tucson	10-11	549	563
in Eugene	5-13	343	460
in Portland	0-1	15	6
in Santa Clara	0-1	13	51

### Streaks & Superlatives

Last 5	Ore leads, 3-2
Last 10	Ore leads, 6-4
Current Streak	UA won 2 of last 3
Longest UA Win Streak	4 games (1984-88)
Longest Ore Win Streak	7 games (1999-2005)
UA Most Points	45-55 (2008)
Ore Most Points	63-28 (2001)
Biggest UA Win	38-3 (1998)
Biggest Ore Win	49-0 (2012)
Last UA Home Win	42-16 (2013)
Last UA Road Win	31-24 (2014)
Last Ore Home Win	49-0 (2012)
Last Ore Road Win	56-31 (2011)

## Pac-12 Miss Stanford (14-16)

No meetings next two seasons

Date	ARIZ	STAN	Location
Oct. 20, 1979	L 10	30	Palo Alto
Oct. 3, 1981	W 17	13	Tucson
Nov. 6, 1982	W 41	27	Palo Alto
Oct. 22, 1983	L 22	31	Palo Alto
Nov. 10, 1984	W 28	14	Tucson
Oct. 26, 1985	L 17	28	Palo Alto
Nov. 30, 1986	L 24	29	Tokyo, Japan
Oct. 31, 1987	W 23	13	Palo Alto
Sept. 2, 1989	W 19	3	Tucson
Nov. 10, 1990	L 10	23	Tucson
Sept. 14, 1991	W 28	23	Tucson
Oct. 17, 1992	W 21	6	Palo Alto
Oct. 16, 1993	W 27	24	Tucson
Sept. 24, 1994	W 34	10	Palo Alto
Oct. 11, 1997	W 28	22	Tucson
Sept. 12, 1998	W 31	14	Palo Alto
Sept. 18, 1999	L 22	50	Tucson
Sept. 30, 2000	W 27	3	Palo Alto
Nov. 10, 2001	L 37	51	Tucson
Oct. 19, 2002	L 6	16	Palo Alto
Oct. 15, 2005	L 16	20	Tucson
Oct. 14, 2006	W 20	7	Palo Alto
Oct. 20, 2007	L 20	21	Tucson
Oct. 11, 2008	L 23	24	Palo Alto
Oct. 17, 2009	W 43	38	Tucson
Nov. 6, 2010	L 17	42	Palo Alto
Sept. 17, 2011	L 10	37	Tucson
Oct. 6, 2012	L (OT) 48	54	Palo Alto
Oct. 3, 2015	L 17	55	Palo Alto
Oct. 29, 2016	L 10	34	Tucson

<b>All-Time</b>	<b>14-16</b>	<b>696</b>	<b>762</b>
in Tucson	7-7	315	373
in Palo Alto	7-8	357	360
in Tokyo	0-1	24	29

### Streaks & Superlatives

Last 5	Stanford leads, 5-0
Last 10	Stanford leads, 8-2
Current Streak	Stanford won last 5
Longest UA Win Streak	6 games (1991-1998)
Longest STAN Win Streak	5 games (2010-current)
UA Most Points	48-54 (2012)
STAN Most Points	55-17 (2015)
Biggest UA Win	24, twice (last in 2000)
Biggest Stan Win	55-17 (2015)
Last UA Home Win	43-38 (2009)
Last UA Road Win	20-7 (2006)
Last Stan Home Win	55-17 (2015)
Last Stan Road Win	34-10 (2016)

## Pac-12 Miss Washington (11-21-1)

No meetings next two seasons

Date	ARIZ	WASH	Location
Nov. 4, 1978	L 21	31	Seattle
Nov. 8, 1980	L 22	45	Seattle
Sept. 18, 1982	L 13	25	Tucson
Nov. 5, 1983	L 22	23	Tucson
Oct. 27, 1984	L 12	28	Seattle
Nov. 7, 1987	T 21	21	Tucson
Nov. 5, 1988	W 16	13	Seattle
Sept. 23, 1989	W 20	17	Tucson
Nov. 3, 1990	L 10	54	Seattle
Oct. 5, 1991	L 0	54	Seattle
Nov. 7, 1992	W 16	3	Tucson
Oct. 21, 1995	L 17	31	Tucson
Sept. 21, 1996	L 17	31	Seattle
Oct. 18, 1997	L 28	58	Tucson
Oct. 3, 1998	W 31	28	Seattle
Nov. 6, 1999	L 25	33	Tucson
Nov. 4, 2000	L 32	35	Seattle
Oct. 20, 2001	L 28	31	Seattle
Oct. 12, 2002	L 28	32	Seattle
Nov. 8, 2003	W 27	22	Tucson
Nov. 6, 2004	W 23	13	Seattle
Nov. 12, 2005	L 14	38	Tucson
Sept. 30, 2006	L 10	21	Tucson
Oct. 27, 2007	W 48	41	Seattle
Oct. 4, 2008	W 48	14	Tucson
Oct. 10, 2009	L 33	36	Seattle
Oct. 23, 2010	W 44	14	Tucson
Oct. 29, 2011	L 31	42	Seattle
Oct. 20, 2012	W 52	17	Tucson
Sept. 28, 2013	L 13	31	Seattle
Nov. 15, 2014	W 27	26	Tucson
Oct. 31, 2015	L 3	49	Seattle
Sept. 24, 2016	L (OT) 28	35	Tucson

<b>All-Time</b>	<b>11-21-1</b>	<b>780</b>	<b>992</b>
in Tucson	7-8-1	412	398
in Seattle	4-13	325	518

### Streaks & Superlatives

Last 5	UW leads, 3-2
Last 10	Tied, 5-5
Current Streak	UW won last 2 games
Longest UA Win Streak	2 games (3 times, last '07-08)
Longest UW Win Streak	5 games (1978-1984)
UA Most Points	52-17 (2012)
UW Most Points	58-28 (1997)
Biggest UA Win	52-17 (2012)
Biggest UW Win	54-0 (1991)
Last UA Home Win	27-16 (2014)
Last UA Road Win	48-41 (2007)
Last UW Home Win	49-3 (2015)
Last UW Road Win	35-28 OT (2016)



# The Territorial Cup

## Arizona State (49-40-1)

Saturday, Nov. 25 // Tempe, Ariz.

Date	ARIZ	ASU	Location	Site	Attend.	
Nov. 30, 1899	L	2	11	Tucson	Carrillo Gardens	
Nov. 22, 1902	W	12	0	Tucson	Old Library	
Oct. 31, 1914	W	34	0	Tucson		
Oct. 9, 1915	W	7	0	Tucson		
Oct. 11, 1919	W	59	0	Tucson	UA Field	
Oct. 10, 1925	W	13	3	Tucson	UA Field	
Oct. 16, 1926	W	35	0	Tucson	UA Field	
Oct. 20, 1928	W	39	0	Tucson	UA Field	
Nov. 2, 1929	W	26	0	Tucson	Arizona Stadium	
Oct. 18, 1930	W	6	0	Tucson	Arizona Stadium	
Oct. 31, 1931	L	6	19	Phoenix	Irish Field	3,000
Nov. 24, 1932	W	20	6	Tucson	Arizona Stadium	
Nov. 18, 1933	W	26	7	Phoenix	Irish Field	6,000
Nov. 17, 1934	W	32	6	Tucson	Arizona Stadium	5,500
Sept. 28, 1935	W	26	0	Tucson	Arizona Stadium	
Oct. 10, 1936	W	18	0	Tempe	Goodwin Stadium	5,800
Oct. 2, 1937	W	20	6	Tucson	Arizona Stadium	6,000
Oct. 25, 1941	W	20	7	Tempe	Goodwin Stadium	12,000
Oct. 10, 1942	W	23	0	Tempe	Goodwin Stadium	7,500
Sept. 28, 1946	W	67	0	Tucson	Arizona Stadium	12,000
Nov. 15, 1947	W	26	13	Tempe	Goodwin Stadium	16,000
Oct. 30, 1948	W	33	21	Tucson	Arizona Stadium	16,021
Nov. 12, 1949	L	7	34	Tempe	Goodwin Stadium	17,500
Nov. 11, 1950	L	13	47	Tucson	Arizona Stadium	26,978
Nov. 10, 1951	L	14	61	Tempe	Goodwin Stadium	17,500
Nov. 8, 1952	L	18	20	Tucson	Arizona Stadium	26,707
Nov. 28, 1953	W	35	0	Tempe	Goodwin Stadium	16,000
Nov. 20, 1954	W	54	14	Tucson	Arizona Stadium	24,860
Nov. 26, 1955	W	7	6	Tempe	Goodwin Stadium	18,000
Nov. 17, 1956	L	0	20	Tucson	Arizona Stadium	25,307
Nov. 30, 1957	L	7	47	Tempe	Goodwin Stadium	n/a
Nov. 22, 1958	L	0	47	Tucson	Arizona Stadium	24,966
Nov. 28, 1959	L	9	15	Tempe	Sun Devil Stadium	32,500
Nov. 26, 1960	W	35	7	Tucson	Arizona Stadium	25,793
Nov. 25, 1961	W	22	13	Tempe	Sun Devil Stadium	40,164
Nov. 24, 1962	W	20	17	Tucson	Arizona Stadium	29,290
Nov. 30, 1963	L	6	35	Tempe	Sun Devil Stadium	41,140
Nov. 28, 1964	W	30	6	Tucson	Arizona Stadium	30,847
Nov. 27, 1965	L	6	14	Tempe	Sun Devil Stadium	35,896
Nov. 26, 1966	L	17	20	Tucson	Arizona Stadium	34,130
Nov. 25, 1967	L	7	47	Tempe	Sun Devil Stadium	41,567
Nov. 30, 1968	L	7	30	Tucson	Arizona Stadium	41,350
Nov. 29, 1969	L	24	38	Tempe	Sun Devil Stadium	49,106
Dec. 5, 1970	L	6	10	Tucson	Arizona Stadium	38,500
Nov. 27, 1971	L	0	31	Tempe	Sun Devil Stadium	50,370
Nov. 25, 1972	L	21	38	Tucson	Arizona Stadium	38,500
Nov. 24, 1973	L	19	55	Tempe	Sun Devil Stadium	51,383
Nov. 30, 1974	W	10	0	Tucson	Arizona Stadium	40,782
Nov. 29, 1975	L	21	24	Tempe	Sun Devil Stadium	51,388
Nov. 27, 1976	L	10	27	Tucson	Arizona Stadium	56,807
Nov. 25, 1977	L	7	23	Tempe	Sun Devil Stadium	56,326
Nov. 25, 1978	L	16	17	Tucson	Arizona Stadium	58,090
Nov. 20, 1979	W	27	24	Tempe	Sun Devil Stadium	70,947
Nov. 29, 1980	L	7	44	Tucson	Arizona Stadium	53,108
Nov. 28, 1981	L	13	24	Tempe	Sun Devil Stadium	69,714
Nov. 27, 1982	W	28	18	Tucson	Arizona Stadium	58,515
Nov. 28, 1983	W	17	15	Tempe	Sun Devil Stadium	70,033
Nov. 24, 1984	W	16	10	Tucson	Arizona Stadium	58,132
Nov. 23, 1985	W	16	13	Tempe	Sun Devil Stadium	72,345
Nov. 22, 1986	W	34	17	Tucson	Arizona Stadium	58,267
Nov. 28, 1987	T	24	24	Tempe	Sun Devil Stadium	70,839
Nov. 26, 1988	W	28	18	Tucson	Arizona Stadium	56,978
Nov. 25, 1989	W	28	10	Tempe	Sun Devil Stadium	74,926
Nov. 24, 1990	W	21	17	Tucson	Arizona Stadium	57,112
Nov. 23, 1991	L	14	37	Tempe	Sun Devil Stadium	73,427
Nov. 21, 1992	L	6	7	Tucson	Arizona Stadium	58,095
Nov. 26, 1993	W	34	20	Tempe	Sun Devil Stadium	73,115
Nov. 25, 1994	W	28	27	Tucson	Arizona Stadium	58,810
Nov. 24, 1995	W	31	28	Tempe	Sun Devil Stadium	67,606
Nov. 23, 1996	L	14	56	Tucson	Arizona Stadium	59,920
Nov. 28, 1997	W	28	16	Tempe	Sun Devil Stadium	73,682
Nov. 27, 1998	W	50	42	Tucson	Arizona Stadium	57,953
Nov. 27, 1999	L	27	42	Tempe	Sun Devil Stadium	68,102
Nov. 24, 2000	L	17	30	Tucson	Arizona Stadium	54,297
Nov. 23, 2001	W	31	24	Tempe	Sun Devil Stadium	55,831
Nov. 29, 2002	L	20	34	Tucson	Arizona Stadium	47,005

Date	ARIZ	ASU	Location	Site	Attend.	
Nov. 28, 2003	L	7	28	Tempe	Sun Devil Stadium	55,498
Nov. 26, 2004	W	34	27	Tucson	Arizona Stadium	55,095
Nov. 25, 2005	L	20	23	Tempe	Sun Devil Stadium	67,635
Nov. 25, 2006	L	14	28	Tucson	Arizona Stadium	57,895
Dec. 1, 2007	L	17	20	Tempe	Sun Devil Stadium	71,706
Dec. 5, 2008	W	31	10	Tucson	Arizona Stadium	58,704
Nov. 28, 2009	W	20	17	Tempe	Sun Devil Stadium	55,989
Dec. 2, 2010	L (OT)	29	30	Tucson	Arizona Stadium	56,253
Nov. 19, 2011	W	31	27	Tempe	Sun Devil Stadium	72,694
Nov. 23, 2012	L	34	41	Tucson	Arizona Stadium	51,901
Nov. 30, 2013	L	21	58	Tempe	Sun Devil Stadium	72,642
Nov. 28, 2014	W	42	35	Tucson	Arizona Stadium	56,083
Nov. 21, 2015	L	37	52	Tempe	Sun Devil Stadium	64,885
Nov. 25, 2016	W	56	35	Tucson	Arizona Stadium	50,197

	W-L-T	UA Pts.	ASU Pts.
All-Time	49-40-1	1950	1890
in Tucson	31-19	1197	899
in Tempe/Phoenix	18-21-1	753	991
at Arizona Stadium	24-18	996	885
at Sun Devil Stadium	11-17-1	564	797

### Streaks & Superlatives

Last 5	ASU leads, 3-2
Last 10	Tied, 5-5
Current Streak	UA has won 2 of last 3
Longest UA Win Streak	11 games (1932-48)
Longest ASU Win Streak	9 games (1965-73)
UA Most Points	67-0 (1946)
ASU Most Points	61-14 (1951)
Biggest UA Win	67-0 (1946)
Biggest ASU Win	47 points (1951 & 1958)
Last UA Home Win	56-35 (2016)
Last UA Road Win	31-27 (2011)
Last ASU Home Win	52-37 (2015)
Last ASU Road Win	41-34 (2012)

## The Nation's Oldest Rivalry Trophy

In summer 2001, officials at Arizona and Arizona State received NCAA Division I-A designation for the 1899 Territorial Cup as the oldest trophy for a rivalry game in America. The annual Arizona-Arizona State winner obtains possession of the Cup for its Hall of Fame, a replica goes to the winning school's president's office, and two later trophies used over the years in the hard-fought rivalry are awarded to the winning coach and the Most Valuable Player.

On Thanksgiving Day in 1899, then Arizona Territorial Normal School defeated Arizona 11-2 in front of a reported 300 fans, and the Cup had its first curator. But over the years, the silver-plated antique prize was misplaced and supplanted by various other awards for the Big Game - the Governor's Trophy (1953-1979), a "Victory" sculpture by artist Ben Goo, and a Saguaro Trophy, among others. Now, to ensure the safety of the original trophy, the actual Territorial Cup moves from one school to the other only under escort and the supervision of gloved archivists.

Each year, members of the media vote on a Most Valuable Player at the conclusion of the game. Since 2008, the honor has been named the Bob Moran Most Valuable Player Award, named after the longtime East Valley Tribune sports reporter who also worked at the Arizona Daily Star for 13 years and covered both schools as a beat writer and columnist. The Ben Goo Trophy, awarded from 1979 to 1998 as the game trophy, has become the physical award given to the game's MVP. The Saguaro Trophy, a smaller bronze piece commissioned from artist Dora Pery in 1998, is presented and kept each year by the winning coach.

The University of Arizona leads the all-time series 49-40-1.

### Bob Moran Award (MVP)

2001	Bobby Wade, WR
2002	Mike Williams, RB - ASU
2003	Andrew Walter, QB - ASU; Loren Wade, RB - ASU
2004	Richard Kovalcheck, QB
2005	Terry Richardson, WR/KR - ASU
2006	Ryan Torain, RB - ASU
2007	Michael Marquardt, DL - ASU
2008	Mike Thomas, WR
2009	Keola Antolin, RB
2010	Brock Osweiler, QB - ASU
2011	Nick Foles, QB
2012	Marion Grice, RB - ASU
2013	D.J. Foster, RB - ASU
2014	Nick Wilson, RB
2015	Devin Lucien, WR - ASU
2016	Brandon Dawkins, QB



# Year-by-Year Schedules & Results

## All-Time Records vs. Opponents

(2017 Opponents in Bold Italics)

Opponent	W	L	T	First	Last
Air Force	3	6	0	1959	1974
Alabama-Birmingham	1	0	0	1997	1997
<b>Arizona State</b>	<b>49</b>	<b>40</b>	<b>1</b>	<b>1899</b>	<b>2016</b>
Auburn	1	2	0	1968	1977
Baylor	0	1	0	1992	1992
Boise State	0	1	0	2014	2014
Boston College	1	0	0	2013	2013
Bowling Green	1	0	0	1987	1987
BYU	12	10	1	1936	2016
<b>California</b>	<b>16</b>	<b>14</b>	<b>2</b>	<b>1978</b>	<b>2014</b>
Cal Poly S.L.O.	1	0	0	1945	1945
Cal State-Fullerton	2	0	0	1981	1983
Cal Tech	2	0	0	1929	1930
Centenary	3	2	1	1935	1940
Central Michigan	1	0	0	2009	2009
Centre	0	1	0	1921	1921
The Citadel	1	0	0	2010	2010
<b>Colorado</b>	<b>5</b>	<b>14</b>	<b>0</b>	<b>1931</b>	<b>2016</b>
Colorado State	13	3	1	1926	1994
Denver	1	1	0	1949	1950
DePaul	1	0	0	1931	1931
Drake	1	1	0	1935	1948
Eastern Michigan	1	0	0	1988	1988
Fresno State	0	2	0	1981	1984
Georgia	0	0	1	1985	1985
Georgia Tech	2	0	0	1994	1995
Grambling State	1	0	0	2016	2016
Hardin Simmons	4	6	0	1942	1964
Hawai'i	5	0	0	1951	2016
<b>Houston</b>	<b>1</b>	<b>1</b>	<b>0</b>	<b>1969</b>	<b>1986</b>
Idaho	10	2	0	1951	2008
Illinois	3	1	0	1990	1996
Indiana	2	2	0	1967	1974
Iowa	7	6	0	1966	2010
Iowa State	4	1	1	1948	1968
Kansas	2	3	1	1936	1966
Kansas State	5	1	1	1941	1978
Long Beach State	2	0	0	1984	1991
Louisiana (ULL)	1	0	0	2011	2011
Louisiana-Monroe (ULM)	1	0	0	1998	1998
Louisiana State (LSU)	0	3	0	1984	2003
Loyola (L.A.)	4	5	0	1905	1940
Marquette	4	6	0	1938	1957
Miami (Fla.)	1	2	0	1991	1993
Michigan	0	2	0	1970	1978
Michigan State	0	3	0	1936	1949
Middle Tennessee State	1	0	0	1999	1999
Minnesota	0	1	0	1939	1939
Missouri	0	3	0	1957	1967
Montana	4	1	0	1938	1956
Nebraska	1	1	1	1961	2009
Nevada	4	1	1	1924	2015
UNLV	3	0	0	2001	2014
New Mexico	44	20	3	1908	2015
New Mexico State	31	5	1	1909	1994
North Carolina	1	0	0	1986	1986
North Carolina State	1	0	0	1989	1989
North Texas	1	0	0	2002	2002
Northern Arizona	13	1	0	1931	2015
Northwestern	2	0	0	1975	1976
Notre Dame	1	2	0	1941	1982
Occidental	5	3	1	1913	1933
Ohio State	1	3	0	1967	2000
Oklahoma	1	1	0	1988	1989
Oklahoma City	2	0	0	1934	1935
Oklahoma State	4	4	0	1931	2012
<b>Oregon</b>	<b>16</b>	<b>25</b>	<b>0</b>	<b>1937</b>	<b>2014</b>
<b>Oregon State</b>	<b>22</b>	<b>15</b>	<b>1</b>	<b>1966</b>	<b>2016</b>
Pacific	9	0	0	1934	1995
Penn State	0	1	0	1999	1999
Pittsburgh	0	1	0	1979	1979
Pomona	6	4	0	1905	1939
Purdue	0	2	0	2003	2005
Redlands	1	0	0	1920	1920
Rice	0	4	0	1916	1931
St. Mary's (Calif.)	1	1	0	1922	1923

Opponent	W	L	T	First	Last
San Diego State	10	5	0	1931	2001
San Jose State	3	1	0	1965	1985
Santa Clara	1	2	1	1922	1946
South Carolina State	0	0	0	2012	2012
South Dakota State	1	0	0	1956	1956
<b>USC</b>	<b>8</b>	<b>32</b>	<b>0</b>	<b>1916</b>	<b>2016</b>
SMU	1	1	0	1938	1985
<b>Stanford</b>	<b>14</b>	<b>16</b>	<b>0</b>	<b>1979</b>	<b>2016</b>
Stephen F. Austin	1	0	0	2006	2006
Syracuse	0	2	0	1969	1990
Texas	0	1	0	1925	1925
Texas A&M	0	1	0	1921	1921
TCU	1	1	0	1999	2003
UTEP	38	11	2	1916	2003
Texas Tech	4	25	2	1932	1988
Toledo	4	0	0	1985	2012
Tulsa	0	2	0	1958	1960
UC-Davis	1	1	0	1923	1924
<b>UCLA</b>	<b>15</b>	<b>24</b>	<b>2</b>	<b>1927</b>	<b>2016</b>
<b>Utah</b>	<b>19</b>	<b>21</b>	<b>2</b>	<b>1924</b>	<b>2016</b>
Utah State	4	2	0	1922	1992
UTSA	3	0	0	2013	2015
Washington	11	21	1	1978	2015
<b>Washington State</b>	<b>26</b>	<b>16</b>	<b>0</b>	<b>1963</b>	<b>2016</b>
Whittier	9	3	0	1915	1935
Wisconsin	0	2	0	2001	2004
Wyoming	12	10	0	1936	1977
<b>Totals *</b>	<b>601</b>	<b>452</b>	<b>33</b>	<b>1899</b>	<b>2016</b>

\* Includes results against defunct programs not listed above

## All-Time vs. the FBS Conferences

(based on current conference affiliation)

Pac-12 Conference	W-L-T	First Mtg.	Last Mtg.
Arizona State	49-40-1	1899	2016
California	16-14-2	1978	2014
Colorado	5-14	1931	2016
Oregon	16-25	1937	2014
Oregon State	22-15-1	1966	2016
Stanford	14-16	1979	2016
UCLA	15-24-2	1927	2016
USC	8-32 *	1916	2016
Utah	19-21-2	1924	2016
Washington	11-21-1	1978	2016
Washington State	26-16	1963	2016
<b>Totals</b>	<b>201-238-9</b>		

(\*2005 loss to USC vacated by NCAA)

American Athletic Conference	W-L-T	First Mtg.	Last Mtg.
Houston	1-1	1969	1986
SMU	1-1	1938	1985
Tulsa	0-2	1958	1960
<b>Totals</b>	<b>2-4</b>		

Atlantic Coast Conference	W-L-T	First Mtg.	Last Mtg.
Boston College	1-0	2013	2013
Georgia Tech	2-0	1994	1995
Miami	1-2	1991	1993
North Carolina	1-0	1986	1986
North Carolina State	1-0	1989	1989
Pittsburgh	0-1	1979	1979
Syracuse	0-2	1969	1990
<b>Totals</b>	<b>6-5</b>		

Big 10 Conference	W-L-T	First Mtg.	Last Mtg.
Illinois	3-1	1990	1996
Indiana	2-2	1967	1974
Iowa	7-6	1966	2010
Michigan	0-2	1970	1978
Michigan State	0-3	1936	1949
Minnesota	0-1	1939	1939
Nebraska (while in Big 12)	1-1-1	1961	2009
Northwestern	2-0	1975	1976
Ohio State	1-3	1967	2000
Penn State	0-1	1999	1999
Purdue	0-2	2003	2005
Wisconsin	0-2	2002	2004
<b>Totals</b>	<b>16-24-1</b>		





Big 12 Conference	W-L-T	First Mtg.	Last Mtg.
Baylor	0-1	1992	1992
Iowa State	4-1-1	1948	1968
Kansas	2-3-1	1936	1966
Kansas State	5-1-1	1941	1978
Missouri	0-3	1957	1967
Oklahoma	1-1	1988	1989
Oklahoma State	4-4	1931	2012
Texas	0-1	1925	1925
Texas A&M	0-1	1921	1921
TCU	1-1	1999	2003
Texas Tech	4-25-2	1932	1988
<b>Totals</b>	<b>21-42-5</b>		

Conference USA	W-L-T	First Mtg.	Last Mtg.
Middle Tennessee	1-0	1999	1999
North Texas	1-0	2002	2002
Rice	0-4	1916	1931
UTEP	38-11-2	1916	2003
UTSA	3-0	2013	2015
<b>Totals</b>	<b>43-15-2</b>		

FBS Independent Schools	W-L-T	First Mtg.	Last Mtg.
BYU	12-10-1	1936	2016
Notre Dame	1-2	1941	1982
<b>Totals</b>	<b>13-12-1</b>		

Mid-American Conference	W-L-T	First Mtg.	Last Mtg.
Bowling Green	1-0	1987	1987
Central Michigan	1-0	2009	2009
Eastern Michigan	1-0	1988	1988
Toledo	4-0	1985	2012
<b>Totals</b>	<b>7-0</b>		

Mountain West Conference	W-L-T	First Mtg.	Last Mtg.
Air Force	3-6	1959	1974
Boise State	0-1	2014	2014
Colorado State	13-3-1	1926	1994
Fresno State	0-2	1981	1984
Hawai'i	5-0	1954	2016
UNLV	3-0	2001	2014
Nevada	4-1-1	1924	2015
New Mexico	44-20-3	1908	2015
San Diego State	10-5	1931	2001
San Jose State	3-1	1965	1985
Utah State	4-2	1922	1992
Wyoming	12-10	1936	1977
<b>Totals</b>	<b>101-51-5</b>		

Southeastern Conference	W-L-T	First Mtg.	Last Mtg.
Auburn	1-2	1968	1977
Georgia	0-0-1	1985	1985
Louisiana State	0-3	1984	2006
<b>Totals</b>	<b>1-5-1</b>		

Sun Belt Conference	W-L-T	First Mtg.	Last Mtg.
Idaho	10-2	1951	2008
Louisiana (ULL)	1-0	2011	2011
Louisiana-Monroe (ULM)	1-0	1998	1998
New Mexico State	31-5-1	1909	1994
<b>Totals</b>	<b>43-7-1</b>		

## All-Time Coaching Records

Coach	Years	W	L	T	Pct.
Stewart F. Forbes	1899	1	1	1	.500
William Skinner	1900-01	7	2	0	.770
Leslie Gillett	1902	5	0	0	1.000
Orin A. Kates	1903-04	5	1	2	.750
William M. Ruthrauf	1905	5	2	0	.714
H.B. Galbreath	1908-09	8	1	0	.889
George F. Shipp	1910-11	8	1	1	.850
Ray L. Quigley	1912	2	1	0	.667
F.A. King	1913	2	2	0	.500
J.F. "Pop" McKale	1914-17, 1919-30	80	32	6	.703
Fred A. Enke	1931	3	5	1	.389
A.W. "Gus" Farwick	1932	4	5	0	.444
G.A. "Tex" Oliver	1933-37	32	11	4	.723
Orian M. Landreth	1938	3	6	0	.333
Miles W. Casteel	1939-42, 1945-48	45	26	3	.628
Robert E. Winslow	1949-51	12	18	1	.403
Warren Woodson	1952-56	26	22	2	.540
Edward A. Doherty	1957-58	4	15	1	.225
Jim LaRue	1959-66	41	37	2	.538
Darrell Mudra	1967-68	11	9	1	.548
Robert W. Weber	1969-72	16	26	0	.381
James C. Young	1973-76	31	13	0	.705
Tony Mason	1977-79	16	18	1	.471
Larry Smith	1980-86	48	28	3	.627
Dick Tomey	1987-2000	95	64	4	.583
John Mackovic	2001-03	10	18	0	.357
Mike Hankwitz	2003 (acting)	1	6	0	.143
Mike Stoops	2004-11	41	50	0	.451
Tim Kish	2011 (acting)	3	3	0	.500
Rich Rodriguez	2012-	36	29	0	.554
<b>Totals</b>	<b>1899-2015</b>	<b>598</b>	<b>443</b>	<b>33</b>	<b>.572</b>

## Arizona Coaches By Victories

Coach	Years	W
Dick Tomey	1987-2000	95
J.F. "Pop" McKale	1914-17, 1919-30	80
Larry Smith	1980-86	48
Miles W. Casteel	1939-42, 1945-48	45
Jim LaRue	1959-66	41
Mike Stoops	2004-11*	41
Rich Rodriguez	2012-	36
G.A. "Tex" Oliver	1933-37	32
James C. Young	1973-76	31
Warren Woodson	1952-56	26
Tony Mason	1977-79	16
Robert W. Weber	1969-72	16

## Arizona Coaches, By Winning Percentage (Minimum Two Seasons Coached)

Coach	Years	W	L	T	Pct.
H.B. Galbreath	1908-09	8	1	0	.889
George F. Shipp	1910-11	8	1	1	.850
William Skinner	1900-01	7	2	0	.770
Orin A. Kates	1903-04	5	1	2	.750
G.A. "Tex" Oliver	1933-37	32	11	4	.723
James C. Young	1973-76	31	13	0	.705
J.F. "Pop" McKale	1914-17, 1919-30	80	32	6	.703
Miles W. Casteel	1939-42, 1945-48	45	26	3	.628
Larry Smith	1980-86	48	28	3	.627
Dick Tomey	1987-2000	95	64	4	.595
Rich Rodriguez	2012-	36	29	0	.554
Mike Stoops	2004-11	41	50	0	.451
John Mackovic	2001-03	10	18	0	.357

## Dick Tomey, Arizona's Winningest Coach

The end of the 2000 season saw Dick Tomey resign after 14 years at Arizona. More than two dozen counterparts had coached at the other nine league schools during his tenure. Tomey led Arizona to its two best seasons and left a strong legacy as a coach-educator and the winningest coach in UA history.

- Nine winning seasons; overall UA Coaching Record: 95-64-4
- Top 10 in career victories by active Division I-A coaches at time
- Pac-10 Conference Record: 60-49-4
- No. 8 on all-time Pac-10 coaching victories chart at time
- One of four coaches to win 12 games in 85 years of Pac-10
- Pac-10 Coach of the Year, 1992
- 20 All-Americans, 43 first-team All-Pac-10 players; Four Pac-10 POYs
- 1998 Provost Award for Outstanding Teaching
- Graduation Rate of 67 percent in final report; best in Pac-10, 10th in nation
- Seven Bowl Games, four bowl victories
- Arizona's highest national final ranking (No. 4 in 1998)
- AFCA Western Regional Coach of the Year 1982
- Eight Major National Player Awards; Four Morris Trophy winners



# Year-by-Year Schedules & Results

All-time results for Arizona football seasons dating to 1899 are listed on the following pages. Final record, head coach, team captains and cumulative score are listed with each season. Locations designated as home (H), away (A) or neutral (N).

## 1899 (1-1-1)

Head Coach: Stuart F. Forbes  
Captain: George Parker

Tucson Town	H	T	0-0
Arizona State	H	L	2-11
Tucson Indians	H	W	22-5
24-16			

## 1900 (3-1)

Head Coach: William Skinner  
Captain: Courtland Day

Tucson Indians	H	W	34-0
City of Indians	H	W	45-0
Tucson Indians	H	W	52-0
Phoenix Indians	A	L	0-6
131-6			

## 1901 (4-1)

Head Coach: William Skinner  
Captain: Leslie Gillett

Tucson Indians	H	W	22-0
Tucson Indians	H	W	47-6
Tucson Indians	H	W	40-0
Phoenix Indians	A	L	0-13
Phoenix Indians	H	W	6-0
115-19			

## 1902 (5-0)

Head Coach: Leslie Gillett  
Captain: Bard L. Cosgrove

Tucson Indians	H	W	17-0
Tucson Indians	H	W	43-0
Fort Grant	H	W	28-0
Arizona State	H	W	12-0
Fort Huachuca +	N	W	34-0
+ Naco, Ariz.			134-0

## 1903 (2-0)

Head Coach: Orin A. Kates  
Captain: Leo Rosenberg

Tucson Indians	H	W	28-0
Tucson Indians	H	W	21-10
49-10			

## 1904 (3-1-2)

Head Coach: Orin A. Kates  
Captain: Burrell Hatcher

Tucson Indians	H	T	0-0
Tucson Indians	H	W	6-5
Phoenix H.S.	A	L	0-37
Tucson Indians	H	W	26-0
Tucson Indians	H	W	28-0
Tombstone	H	T	6-6
66-48			

## 1905 (4-2)

Head Coach: William M. Ruthrauff  
Captain: John Ruthrauff

Phoenix Indians	H	W	34-0
Tucson Indians	H	W	6-0
Tucson Indians	H	W	22-0
Tombstone	A	W	17-0
Pomona	A	L	5-41
Loyola (Calif.) +	A	L	0-55
+ First Night Game			84-96

## 1906 & 1907

No Teams Fielded

## 1908 (5-0)

Head Coach: H.B. Galbraith  
Captain: Ron Burnham

Tucson Indians	H	W	27-0
Tucson Indians	H	W	43-0
Tucson Athletics	H	W	36-0
Tucson Indians	H	W	20-0
New Mexico	A	W	10-5
136-5			

## 1909 (3-1)

Head Coach: H.B. Galbraith  
Captain: Thomas Rice

Fort Huachuca	H	W	33-0
New Mexico State	A	W	6-0
Prescott H.S.	H	W	21-0
New Mexico	H	L	11-23
71-23			

## 1910 (5-0)

Head Coach: George F. Shipp  
Captain: Charles Roletti

Tucson H.S.	H	W	21-0
El Paso Military	H	W	29-0
New Mexico State	H	W	18-2
New Mexico	A	W	1-0 ^
Tucson H.S.	A	W	18-6
^ Win by default 87-8			

## 1911 (3-1-1)

Head Coach: George F. Shipp  
Captain: Cliffe Rolfe

New Mexico	A	W	6-0
New Mexico State	A	L	0-3
El Paso Military	A	W	5-0
Tucson H.S.	H	T	0-0
Tucson H.S.	H	W	5-0
22-3			

## 1912 (2-1)

Head Coach: R.L. Quigley  
Captain: Dick Merritt

Tucson H.S.	H	W	19-0
New Mexico State	A	L	14-21
New Mexico	A	W	22-9
55-30			

## 1913 (2-2)

Head Coach: Frank A. King  
Captain: Jay McIntosh

New Mexico State	A	L	6-12
Phoenix Indians	H	W	13-0
Occidental	H	L	0-27
New Mexico	A	W	7-3
26-42			

## 1914 (4-1)

Head Coach: J.F. McKale  
Captain: Turner Smith

Douglas YMCA	H	W	21-0
Arizona State	H	W	34-0
Occidental	A	L	0-14
New Mexico State	A	W	10-0
Pomona	H	W	7-6
72-20			

## 1915 (5-3)

Head Coach: J.F. McKale  
Captain: William Asa Porter

Douglas YMCA	A	W	14-0
Arizona State	H	W	7-0
Pomona	A	W	7-3
Pheonix Indians	H	W	56-0
22nd Infantry (Douglas)	H	W	49-0
New Mexico State	A	L	0-3
Western New Mexico	A	L	0-6
Whittier	H	L	0-22
133-34			

## 1916 (5-3)

Head Coach: J.F. McKale  
Captain: James Hendry

Douglas YMCA	A	W	16-0
22nd Infantry (Douglas)	H	W	29-0
Whittier	A	L	10-26
UTEP	H	W	41-0
Phoenix Indians	H	W	55-0
New Mexico State	H	W	73-0
Rice	A	L	16-47
USC +	N	L	7-20
+ Phoenix, Ariz.			247-93

## 1917 (3-2)

Head Coach: J.F. McKale  
Captain: Bill McGowan

USC	A	L	6-31
New Mexico State	A	W	26-7
U.S. Field Artillery	H	W	41-0
Camp Henry Jones Officers	H	L	3-0
Whittier	A	W	45-0
121-38			

## 1918

No Team Fielded

## 1919 (7-1)

Head Coach: J.F. McKale  
Captain: Emzy Lynch

Arizona State	H	W	59-0
Phoenix Indians	H	W	60-0
Soldiers	H	W	20-0
New Mexico State	A	W	33-0
Whittier	A	W	1-0 ^
Pomona	H	L	7-19
UTEP	H	W	46-0
Occidental	H	W	27-0
^ Win by default 235-19			

## 1920 (6-1)

Head Coach: J.F. McKale  
Captain: A.L. Slonaker

Phoenix Indians	H	W	51-20
Camp Harry Jones	H	W	167-0
UTEP	A	W	60-7
New Mexico State	H	W	41-0
Pomona	A	L	0-31
New Mexico	H	W	28-7
Redlands	H	W	34-0
381-65			

## 1921 (7-2)

Head Coach: J.F. McKale  
Captain: Walt Wofford

Bisbee Legion	H	W	84-13
Phoenix Indians	H	W	75-0
Texas A&M	A	L	13-17
UTEP	H	W	74-0
New Mexico State	A	W	31-0
New Mexico	A	W	24-0
N.M. Millitary J.C.	H	W	110-0
Whittier	H	W	7-0
* East-West Christmas Classic Bowl *			
Centre (Ky.)	N	L	0-38
* San Diego, Calif. (Dec.26)			418-68

## 1922 (6-3)

Head Coach: J.F. McKale  
Captain: John Hobbs

Phoenix Indians	H	W	19-0
USC	A	L	0-15
Santa Clara	A	L	7-8
New Mexico State	H	W	21-7
St. Mary's (Calif.)	H	W	20-3
New Mexico	H	W	10-0
Rice	A	L	0-10
UTEP	A	W	18-0
Utah State +	N	W	7-6
+ Phoenix, Ariz.			102-49

## 1923 (5-3)

Head Coach: J.F. McKale  
Captain: Marvin Clark

Phoenix Indians	H	W	48-0
Phoenix J.C.	H	W	19-13
UTEP	H	W	12-7
St. Mary's (Calif.)	A	L	20-22
New Mexico	A	W	14-7
UC Davis +	N	L	7-9
USC	A	L	6-69
Santa Clara	H	W	20-0
+ Phoenix, Ariz.			146-127

## 1924 (2-4)

Head Coach: J.F. McKale  
Captain: Kirke LaSelle

USC	A	L	0-29
Utah	A	L	7-32
New Mexico State	H	W	7-0
Nevada	A	L	14-23
New Mexico	H	L	0-3
UC Davis	H	W	12-6
40-93			

## 1925 (3-3-1)

Head Coach: J.F. McKale  
Captain: Charles Gilliland

Arizona State	H	W	13-3
Utah	H	W	9-0
USC	A	L	0-56
New Mexico State	H	W	33-0
New Mexico	A	W	24-0
Texas	A	L	0-20
Nevada	H	T	0-0
70-79			

## 1926 (5-1-1)

Head Coach: J.F. McKale  
Captain: Bob Crouch

Phoenix J.C.	H	W	54-0
Arizona State	H	W	35-0
New Mexico State	A	W	7-0
Whittier	H	W	16-6
New Mexico	H	W	21-0
Occidental +	A	L	7-9
Colorado State	H	T	3-3
+ L.A. Memorial Coliseum			143-18

## 1927 (4-2-1)

Head Coach: J.F. McKale  
Captain: Martin Gentry

Occidental	H	T	14-14
UTEP	A	W	19-6
Eastern Arizona JC	H	W	65-0
New Mexico State	H	W	33-6
New Mexico	A	L	6-7
UCLA	H	W	16-13
Whittier	H	L	12-13
165-59			

## 1928 (5-1-2)

Head Coach: J.F. McKale  
Captain: Ted Diebold

UCLA	A	T	7-7
Pomona	H	W	13-6
Arizona State	A	W	39-0
UTEP	A	W	12-6
New Mexico	H	T	6-6
USC	A	L	7-78
New Mexico State	H	W	40-0
Whittier	H	W	28-7
152-110			

## 1929 (7-1)

Head Coach: J.F. McKale  
Captain: Wendell Acuff

Occidental +	A	W	16-7
Cal Tech ++	H	W	35-0
UTEP	H	W	19-0
New Mexico State	H	W	28-0
Arizona State	H	W	26-0
Pomona (@Phoenix)	N	L	12-15
New Mexico	A	W	6-0
Whittier	H	W	40-0
+ Played in Rose Bowl, night			182-22
++ First game in Arizona Stadium			

## 1930 (6-1-1)

Head Coach: J.F. McKale Captains: Waldo Dicus & Bill Hargis			
Cal Tech +	A	W	26-12
Rice	A	L	0-21
Arizona State	H	W	6-0
Occidental ++	N	W	21-0
Pomona	H	W	20-0
UTEP	A	T	0-0
New Mexico	H	W	33-0
Colorado State	H	W	16-0
+ Played in Rose Bowl, night			122-33
++ Phoenix, Ariz.			



## 1931 (3-5-1; 1-1-1 Border Conference)

Head Coach: Fred Enke  
Captain: Horrace Collier

Sept. 26	San Diego State	H	-/-	L	0-8
Oct. 3	Pomona	H	-/-	W	19-0
Oct. 10	Oklahoma State	A	-/-	L	0-31
Oct. 23	Rice	H	-/-	L	0-32
Oct. 31	Arizona State	A	-/-	L	6-19
Nov. 7	Northern Arizona	H	-/-	W	19-12
Nov. 14	New Mexico	A	-/-	T	7-7
Nov. 21	DePaul	H	-/-	W	14-13
Nov. 26	Colorado	H	-/-	L	7-27
72-149					

## 1932 (4-5; 3-2 Border Conf.)

Head Coach: A.W. Farwick  
Captain: Bill Davies

Sept. 24	Occidental	A	-/-	W	19-0
Oct. 1	Loyola Marymount	H	-/-	L	6-33
Oct. 8	New Mexico State	H	-/-	W	12-7
Oct. 14	Texas Tech	A	-/-	L	0-21
Oct. 22	Arizona State	A	-/-	W	20-6
Oct. 29	Northern Arizona +	N	-/-	L	6-7
Nov. 11	New Mexico	H	-/-	W	13-6
Nov. 19	San Diego State	A	-/-	L	0-13
Nov. 26	Oklahoma State	A	-/-	L	6-13
+ Phoenix, Ariz. 82-106					

## 1933 (5-3; 3-2 Border Conf.)

Head Coach: G.A. Oliver  
Captain: Clarence Sample

Sept. 30	Occidental	H	-/-	W	18-0
Oct. 7	Loyola Marymount	A	-/-	L	13-14
Oct. 14	Texas Tech	H	-/-	L	0-7
Oct. 27	New Mexico State	A	-/-	W	6-0
Nov. 4	Northern Arizona	H	-/-	W	24-0
Nov. 11	New Mexico	A	-/-	L	0-7
Nov. 18	Arizona State	A	-/-	W	26-7
Nov. 25	Whittier	H	-/-	W	26-0
113-35					

## 1934 (7-2-1; 2-1-1 Border Conf.)

Head Coach: G.A. Oliver  
Captain: Bud Robinson

Sept. 29	San Diego State	H	-/-	W	7-0
Oct. 6	Colorado State	A	-/-	W	7-3
Oct. 12	Whittier	A	-/-	W	14-7
Oct. 20	Loyola Marymount	H	-/-	L	0-6
Oct. 26	New Mexico State	H	-/-	T	0-0
Nov. 3	New Mexico	H	-/-	W	14-0
Nov. 10	Oklahoma City	A	-/-	W	26-6
Nov. 17	Arizona State	H	-/-	W	32-6
Nov. 29	Texas Tech	H	-/-	L	7-13
Dec. 7	Pacific +	N	-/-	W	31-7
+ Phoenix, Ariz. 138-48					

## 1935 (7-2; 4-0 Border Conf.)

Head Coach: G.A. Oliver  
Captain: Charles Cochran

Sept. 28	Arizona State	H	-/-	W	26-0
Oct. 5	Centenary	A	-/-	L	7-14
Oct. 12	Whittier	H	-/-	W	45-0
Oct. 19	Loyola Marymount	A	-/-	L	6-13
Oct. 26	New Mexico State	H	-/-	W	9-6
Nov. 2	Oklahoma City	H	-/-	W	27-0
Nov. 11	Texas Tech	A	-/-	W	7-6
Nov. 23	New Mexico	A	-/-	W	38-6
Nov. 30	Drake	H	-/-	W	53-0
218-45					

## 1936 (5-2-3; 3-0-1 Border Conf.)

Head Coach: G.A. Oliver  
Captain: None

Sept. 25	Brigham Young	H	-/-	W	32-6
Oct. 3	Utah	A	-/-	L	6-14
Oct. 10	Arizona State	A	-/-	W	18-0
Oct. 17	Centenary	H	-/-	T	13-13
Oct. 24	New Mexico State	H	-/-	W	28-7
Oct. 31	Kansas	A	-/-	T	0-0
Nov. 7	New Mexico	H	-/-	W	28-0
Nov. 21	Michigan State	A	-/-	L	0-7
Nov. 28	Wyoming +	N	-/-	W	58-0
Dec. 5	Texas Tech	H	-/-	T	7-7
+ Phoenix, Ariz. 190-54					

## 1937 (8-2; 3-1 Border Conf.)

Head Coach: G.A. Oliver  
Captain: None

Oct. 2	Arizona State	H	-/-	W	20-6
Oct. 9	Oklahoma State +	N	-/-	W	22-13
Oct. 16	Texas Tech	A	-/-	L	0-20
Oct. 23	Centenary	H	-/-	L	13-18
Oct. 30	New Mexico State	H	-/-	W	27-12
Nov. 6	Loyola Marymount	A	-/-	W	13-6
Nov. 13	New Mexico	A	-/-	W	23-0
Nov. 20	Kansas	H	-/-	W	9-7
Nov. 27	Colorado State	H	-/-	W	47-0
Dec. 4	Oregon	H	-/-	W	20-6
+ Phoenix, Ariz. 194-88					

## 1938 (3-6; 0-3 Border Conf.)

Head Coach: Orian M. Landreth  
Captain: George Ahee

Oct. 1	SMU	A	-/-	L	7-29
Oct. 8	New Mexico State	H	-/-	L	6-7
Oct. 15	Santa Clara +	N	-/-	L	0-27
Oct. 22	Loyola Marymount	A	-/-	W	14-12
Oct. 29	New Mexico	H	-/-	L	7-20
Nov. 5	Centenary	A	-/-	W	7-6
Nov. 12	UTEP	H	-/-	L	14-26
Nov. 19	Marquette	H	-/-	W	20-12
Nov. 26	Montana	H	-/-	L	0-7
+ Phoenix, Ariz. 75-146					

## 1939 (6-4; 1-2 Border Conf.)

Head Coach: Miles W. Casteel  
Captain: Tom Hargis

Sept. 23	Pomona	H	-/-	W	21-0
Sept. 30	Minnesota	A	-/-	L	0-62
Oct. 14	New Mexico State	H	-/-	W	20-3
Oct. 28	Marquette	A	-/-	L	6-13
Nov. 4	Centenary	H	-/-	W	7-0
Nov. 11	UTEP	A	-/-	L	6-14
Nov. 18	Pacific	H	-/-	W	12-7
Nov. 25	New Mexico	A	-/-	L	6-7
Nov. 30	Montana	H	-/-	W	6-0
Dec. 9	Loyola Marymount +	N	-/-	W	25-7
+ Phoenix, Ariz. 109-113					

## 1940 (7-2; 3-1 Border Conf.)

Head Coach: Miles W. Casteel  
Captain: John Black

Sept. 28	Northern Arizona	H	-/-	W	41-0
Oct. 5	New Mexico State	H	-/-	W	41-0
Oct. 12	Utah	A	-/-	L	0-24
Oct. 19	Centenary	H	-/-	W	29-6
Oct. 26	Oklahoma State +	N	-/-	W	24-0
Nov. 2	UTEP	A	-/-	W	20-13
Nov. 9	Loyola Marymount	A	-/-	W	20-13
Nov. 23	New Mexico	H	-/-	L	12-13
Nov. 30	Marquette	H	-/-	W	17-14
+ Phoenix, Ariz. 204-83					

## 1941 (7-3; 5-0 Border Conf.)

Head Coach: Miles W. Casteel  
Captain: Emil Benjivicic

Sept. 27	Notre Dame	A	-/-	L	7-38
Oct. 4	New Mexico State	H	-/-	W	47-0
Oct. 11	Nevada	H	-/-	W	26-7
Oct. 18	New Mexico	A	-/-	W	31-6
Oct. 25	Arizona State	A	-/-	W	20-7
Nov. 1	UTEP	H	-/-	W	33-14
Nov. 8	Northern Arizona	H	-/-	W	41-0
Nov. 15	Oklahoma State	H	-/-	L	14-41
Nov. 29	Kansas State	H	-/-	W	28-21
Dec. 6	Utah	H	-/-	L	6-12
253-146					



# Year-by-Year Schedules & Results

## 1942 (6-4; 4-2 Border Conf.)

Head Coach: Miles W. Casteel  
Captain: Murl McCain

Sept. 26	New Mexico State	H	-/-	W	53-0
Oct. 3	Utah	H	-/-	W	14-0
Oct. 10	Arizona State	A	-/-	W	23-0
Oct. 17	Oklahoma State	H	-/-	W	20-6
Oct. 24	Marquette	A	-/-	L	0-39
Nov. 7	Hardin Simmons	H	-/-	W	26-34
Nov. 14	New Mexico	H	-/-	L	14-13
Nov. 21	UTEP	A	-/-	W	19-7
Nov. 26	Texas Tech	H	-/-	L	7-13
Dec. 5	2nd Air Force	H	-/-	L	13-27
					189-139

## 1943 & 1944

World War II Years  
No teams fielded



Like many schools around the nation, Arizona did not field a football team during the World War II years of 1943 and 1944. The war began affecting college football programs as early as 1942, though the Wildcats managed a 6-4 record under coach Miles W. Casteel in their final season before the two-year hiatus.

Among those on the 1942 squad were William "Bill" Lowell (pictured), Rue Mattice and Stanley Petropolis, who served in World War II and were killed in action. Lowell served in the U.S. Marine Corps and died during the battle of Iwo Jima, a month-long conflict that killed more than 6,800 Americans. Petropolis was one of 19,000 American soldiers killed in the Battle of the Bulge, an attack

by Germany on France, Belgium and Luxembourg late in World War II. Mattice, a First Lieutenant in the U.S. Army, died shortly after Japan announced it would surrender, flying transport in the Philippines when he lost power to both engines.

In 2008, a memorial was built on campus to honor Lowell and fellow teammates from the 1942 football team who served in World War II. The memorial was inspired by J. David Lowell, Bill Lowell's younger brother and a generous UA benefactor. Lowell donated \$2.5 million in capital funding toward construction of the UA basketball/volleyball practice facility northeast of McKale Memorial Center. The memorial – which features a life-size bust of Bill Lowell – is located just west of the entrance to the Richard Jefferson Gymnasium.

David Lowell and his wife Edith later made additional contributions to the athletics department to fund construction of the Lowell-Stevens Football Facility, which is a five-story football building that houses the entire Wildcat football operation and encloses the north end of Arizona Stadium.

## 1945 (5-0; No Conference Play)

Head Coach: Miles W. Casteel  
Captain: Boyd Morse

Oct. 13	Northern Arizona	H	-/-	W	52-6
Oct. 20	San Diego State	A	-/-	W	46-0
Oct. 27	Williams Field	H	-/-	W	30-0
Nov. 10	Cal Poly	H	-/-	W	37-6
Nov. 17	San Diego State	H	-/-	W	28-0
					193-12

## 1946 (4-4-2; 2-2-1 Border Conf.)

Head Coach: Miles W. Casteel  
Captain: Virgil Marsh

Sept. 28	Arizona State	H	-/-	W	67-0
Oct. 5	Utah	A	-/-	L	7-14
Oct. 12	UTEP	H	-/-	W	27-13
Oct. 19	Pacific	H	-/-	W	47-13
Oct. 26	Marquette	A	-/-	L	0-20
Nov. 2	Hardin Simmons	H	-/-	L	8-19
Nov. 9	Santa Clara	H	-/-	T	21-21
Nov. 16	New Mexico	A	-/-	T	13-13
Nov. 23	Texas Tech	H	-/-	L	0-16
Nov. 30	Kansas State	H	-/-	W	28-7
					218-136

## 1947 (5-4-1; 3-2 Border Conf.)

Head Coach: Miles W. Casteel  
Captain: Fred Knez

Sept. 27	Wyoming	H	-/-	W	27-7
Oct. 4	Montana	H	-/-	W	40-7
Oct. 11	Hardin Simmons	A	-/-	L	7-35
Oct. 18	UTEP	A	-/-	W	14-13
Oct. 25	New Mexico	H	-/-	W	22-12
Nov. 8	Texas Tech	A	-/-	L	28-41
Nov. 15	Arizona State	A	-/-	W	26-13
Nov. 22	Marquette	H	-/-	L	21-39
Nov. 29	Kansas	H	-/13	L	28-54
Dec. 6	Utah	H	-/-	T	20-20
					233-241

## 1948 (6-5; 3-2 Border Conf.)

Head Coach: Miles W. Casteel  
Captains: Harry Varner & Art Converse

Sept. 25	San Diego State	H	-/-	W	14-6
Oct. 2	Utah	A	-/-	L	14-47
Oct. 9	Hardin Simmons	H	-/-	W	20-14
Oct. 16	Michigan State	A	-/-	L	7-61
Oct. 23	Texas Tech	H	-/-	L	0-31
Oct. 30	Arizona State	H	-/-	W	33-21
Nov. 6	New Mexico	A	-/-	W	14-6
Nov. 13	UTEP	H	-/-	L	14-25
Nov. 20	Iowa State	H	-/-	W	14-7
Nov. 27	Marquette +	N	-/-	W	24-14
Jan. 1	Salad Bowl (Phoenix, Ariz.)				
	Drake	N	-/-	L	13-14
					+ Phoenix, Ariz. 167-246

## 1949 (2-7-1; 2-4 Border Conf.)

Head Coach: Bob Winslow  
Captains: Max Spilsbury & Roy Rivenburg

Sept. 24	New Mexico State	H	-/-	W	40-7
Oct. 1	Utah	H	-/-	T	12-12
Oct. 8	Hardin Simmons	A	-/-	L	0-35
Oct. 15	UTEP	H	-/-	L	0-28
Oct. 22	Texas Tech	A	-/-	L	7-27
Oct. 29	Denver	A	-/-	L	6-20
Nov. 5	New Mexico	H	-/-	W	46-14
Nov. 12	Arizona State	A	-/-	L	7-34
Nov. 19	Michigan State	H	-/18	L	0-75
Nov. 26	Kansas	H	-/-	L	0-46
					118-298

## 1950 (4-6; 2-4 Border Conf.)

Head Coach: Bob Winslow  
Captain: Eddie Wolgast

Sept. 23	West Texas	H	-/-	L	26-34
Sept. 30	Utah	A	-/-	L	14-27
Oct. 7	Hardin Simmons	H	-/-	W	32-28
Oct. 14	UTEP	A	-/-	L	13-14
Oct. 21	Colorado	A	-/-	L	25-28
Oct. 28	Denver	H	-/-	W	19-14
Nov. 4	New Mexico	A	-/-	W	38-0
Nov. 11	Arizona State	H	-/-	L	13-47
Nov. 18	Texas Tech	H	-/-	L	7-39
Nov. 25	Iowa State	H	-/-	W	27-26
					214-257

## 1951 (6-5; 4-3 Border Conf.)

Head Coach: Bob Winslow  
Captains: Jim Donarski & Bill Glazier

Sept. 15	New Mexico State	H	-/-	W	67-13
Sept. 22	Utah	H	-/-	L	7-27
Sept. 29	Oregon	A	-/-	L	21-39
Oct. 6	West Texas	H	-/-	W	28-13
Oct. 13	UTEP	H	-/-	W	19-15
Oct. 27	Texas Tech	A	-/-	L	0-41
Nov. 3	New Mexico	H	-/-	W	32-20
Nov. 10	Arizona State	A	-/-	L	14-61
Nov. 17	Idaho	H	-/-	W	13-6
Nov. 24	Hardin Simmons	A	-/-	L	13-14
Dec. 21	Hawaii	A	-/-	W	32-21
					246-270



## 1952 (6-4; 3-2 Border Conf.)

Head Coach: Warren Woodson

Captains: Jim Donarski & Dick Christiansen

Sept. 20	Hawaii	H	-/-	W	57-7
Sept. 27	New Mexico State	H	-/-	W	62-12
Oct. 4	Utah	A	-/-	W	27-0
Oct. 11	Colorado	H	-/-	L	19-34
Oct. 18	Marquette	A	-/-	L	7-37
Oct. 25	Hardin Simmons	H	-/-	W	13-12
Nov. 1	New Mexico	A	-/-	W	13-7
Nov. 8	Arizona State	H	-/-	L	18-20
Nov. 15	UTEP	A	-/-	W	55-7
Nov. 22	Texas Tech	A	-/-	L	14-19
285-155					

## 1953 (4-5-1; Border Conf.)

Head Coach: Warren Woodson

Captain: Buddy Lewis

Sept. 19	Utah	A	-/-	L	7-28
Sept. 26	Colorado	A	-/-	L	14-20
Oct. 3	New Mexico State	H	-/-	W	46-7
Oct. 10	New Mexico	H	-/-	W	20-0
Oct. 17	Marquette	H	-/-	L	0-14
Oct. 31	West Texas	H	-/-	W	39-6
Nov. 7	Texas Tech	A	-/-	L	27-52
Nov. 14	UTEP	H	-/-	L	20-28
Nov. 21	Kansas State	H	-/-	T	26-26
Nov. 28	Arizona State %	A	-/-	W	35-0
% First TV game (statewide)					234-181

## 1954 (7-3; 3-2 Border Conf.)

Head Coach: Warren Woodson

Captains: Buddy Lewis & Glen Bowers

Sept. 18	New Mexico State	H	-/-	W	58-0
Sept. 25	Utah	A	-/-	W	54-20
Oct. 9	Colorado	H	-/-	L	18-40
Oct. 16	Idaho	H	-/-	W	35-13
Oct. 23	New Mexico	A	-/-	W	41-7
Oct. 30	West Texas	H	-/-	W	48-12
Nov. 6	Texas Tech	H	-/-	L	14-28
Nov. 13	UTEP	A	-/-	L	21-41
Nov. 20	Arizona State	H	-/-	W	54-14
Nov. 27	Wyoming	H	-/-	W	42-40
385-215					

## 1955 (5-4-1; 1-2-1 Border Conf.)

Head Coach: Warren Woodson

Captains: Paul Hatcher & Bill Codd

Sept. 17	Colorado State	H	-/-	W	20-7
Sept. 24	Colorado	A	-/-	L	0-14
Oct. 1	Idaho	H	-/-	W	47-14
Oct. 8	West Texas	H	-/-	T	20-20
Oct. 15	UTEP	H	-/-	L	0-29
Oct. 22	Oregon	H	-/-	L	27-46
Nov. 5	Texas Tech	A	-/-	L	7-27
Nov. 12	Montana	H	-/-	W	29-0
Nov. 19	New Mexico	H	-/-	W	27-6
Nov. 26	Arizona State	A	-/-	W	7-6
184-169					

## 1956 (4-6; 1-3 Border Conf.)

Head Coach: Warren Woodson

Captains: Paul Hatcher & Art Luppino

Sept. 15	Montana +	N	-/-	W	27-12
Sept. 22	Wyoming	H	-/-	L	20-26
Sept. 29	South Dakota State	H	-/-	W	60-0
Oct. 6	Utah State	H	-/-	L	7-12
Oct. 13	at UTEP	A	-/-	L	6-28
Oct. 20	at New Mexico	A	-/-	W	26-12
Oct. 27	Texas Tech	H	-/-	L	7-21
Nov. 3	West Texas	H	-/-	W	20-13
Nov. 17	Arizona State	H	-/-	L	0-20
Nov. 24	Colorado	H	-/20	L	7-38
+ Phoenix, Ariz.					180-182

## 1957 (1-8-1; 0-4 Border Conf.)

Head Coach: Ed Doherty

Captains: Allen Polley & Jack Davis

Sept. 21	Brigham Young	H	-/-	T	14-14
Sept. 28	Missouri	A	-/-	L	13-35
Oct. 12	Colorado	A	-/-	L	14-34
Oct. 19	New Mexico	H	-/-	L	0-27
Oct. 26	Texas Tech	H	-/-	L	6-28
Nov. 2	West Texas	H	-/-	L	20-21
Nov. 9	Hardin Simmons	H	-/-	L	20-28
Nov. 16	Simmons El Paso	H	-/-	L	14-51
Nov. 23	Marquette	H	-/-	W	17-14
Nov. 30	Arizona State	A	-/11	L	7-47
125-299					

## 1958 (3-7; 2-1 Border Conf.)

Head Coach: Ed Doherty

Captains: Ralph Hunsaker

Sept. 20	Utah State	H	-/-	W	7-6
Sept. 27	Iowa State	H	-/-	L	0-14
Oct. 4	at Tulsa	A	-/-	L	0-34
Oct. 11	Colorado	H	-/19	L	12-65
Oct. 18	at New Mexico	A	-/-	L	13-33
Oct. 25	Idaho	H	-/-	L	16-24
Nov. 1	West Texas	H	-/-	W	15-8
Nov. 8	Texas Tech	A	-/-	L	6-33
Nov. 15	at UTEP	A	-/-	W	14-12
Nov. 22	Arizona State	H	-/-	L	0-47
83-276					

## 1959 (4-6; 1-2 Border Conf.)

Head Coach: Jim LaRue

Captains: Jim Geist, Gary Cropper

Sept. 19	BYU	H	-/-	L	14-18	21,481
Sept. 26	West Texas State	A	-/-	W	7-6	8,500
Oct. 3	Idaho	H	-/-	W	16-14	19,263
Oct. 17	New Mexico	H	-/-	L	7-28	25,870
Oct. 24	Colorado	H	-/-	L	0-18	20,076
Oct. 31	Utah	A	-/-	L	6-54	11,000
Nov. 7	Texas Tech	H	-/-	W	30-26	12,759
Nov. 14	Air Force +	N	-/-	L	15-22	10,500
Nov. 21	UTEP	H	-/-	W	14-10	19,062
Nov. 28	Arizona State	A	-/-	L	9-15	32,500
+Boulder, Colo.						118-211

## 1960 (Won 7-3; 3-0 Border Conf.)

Head Coach: Jim LaRue

Captain: Tony Matz

Sept. 24	Utah	H	-/-	L	3-13	24,595
Oct. 1	Wyoming	H	-/-	W	21-19	20,167
Oct. 8	Colorado	A	-/-	L	16-35	34,152
Oct. 15	Tulsa	H	-/-	L	16-17	23,525
Oct. 22	New Mexico	A	-/-	W	26-14	14,726
Oct. 29	West Texas State	H	-/-	W	21-14	23,999
Nov. 5	Idaho	H	-/-	W	32-3	17,131
Nov. 12	UTEP	A	-/-	W	28-14	10,500
Nov. 19	Kansas State	H	-/-	W	35-16	20,814
Nov. 26	Arizona State	H	-/-	W	35-7	25,793
233-152						

## 1961 (8-1-1; Independent)

Head Coach: Jim LaRue

Captains: Eddie Wilson, Bob Garis

Sept. 23	Colorado State	H	-/-	W	28-6	25,083
Sept. 30	Nebraska	A	-/-	T	14-14	34,721
Oct. 7	Hardin-Simmons	H	-/-	W	53-7	24,453
Oct. 14	Oregon +	N	-/-	W	15-6	19,542
Oct. 21	New Mexico	H	-/-	W	22-21	26,027
Oct. 28	West Texas State	A	-/-	L	23-27	12,000
Nov. 4	Wyoming	H	-/-	W	20-15	24,305
Nov. 11	Idaho	H	-/-	W	43-7	21,303
Nov. 18	UTEP	H	-/-	W	48-15	23,356
Nov. 25	Arizona State	A	-/-	W	22-13	40,164
+Portland, Ore.						288-131



# Year-by-Year Schedules & Results

## 1962 (5-5; 2-2 WAC)

Head Coach: Jim LaRue  
Captains: Kenneth Cook, Howard Breinig

Sept. 22	BYU %	H	-/-	W	27-21	24,276
Sept. 29	New Mexico	A	-/-	L	25-35	28,171
Oct. 6	Missouri	A	-/-	L	7-17	45,338
Oct. 13	Air Force	H	-/-	L	6-20	26,631
Oct. 20	Wyoming	A	-/-	L	8-31	16,202
Oct. 27	West Texas State	H	-/-	W	8-3	22,682
Nov. 3	Idaho	H	-/-	L	12-14	22,357
Nov. 10	Kansas State	H	-/-	W	14-13	20,419
Nov. 17	UTEP	A	-/-	W	7-0	8,500
Nov. 24	Arizona State	H	-/-	W	20-17	29,290
+ % First WAC game						134-171

## 1963 (5-5; 2-2 WAC)

Head Coach: Jim LaRue  
Captains: Gerald Zeman, Ted Christy

Sept. 21	Utah State	H	-/-	L	0-43	25,284
Sept. 28	BYU	H	-/-	W	33-7	20,767
Oct. 5	Washington State +	N	-/-	L	2-7	18,200
Oct. 12	UTEP	H	-/-	W	13-7	24,902
Oct. 19	Oregon	H	-/-	L	12-28	18,564
Oct. 26	West Texas State	A	-/-	W	6-3	17,367
Nov. 2	Wyoming	H	-/-	W	15-7	20,195
Nov. 9	Idaho	H	-/-	W	34-7	17,765
Nov. 30	Arizona State	A	-/-	L	6-35	41,140
Dec. 7	New Mexico	H	-/-	L	15-22	16,569
+ Spokane, Washington						136-166

## 1964 (6-3-1; 3-1 WAC)

Head Coach: Jim LaRue  
Captains: John Briscoe, Larry Fairholm

Sept. 26	BYU	H	-/-	W	39-6	26,218
Oct. 3	Washington State	H	-/-	W	28-12	31,138
Oct. 10	New Mexico	A	-/-	L	7-10	20,844
Oct. 17	Oregon	A	-/-	L	0-21	18,000
Oct. 24	Wyoming	H	-/-	W	15-7	27,383
Oct. 23	Air Force	A	-/-	L	0-7	32,325
Nov. 7	Idaho	H	-/-	W	14-7	23,513
Nov. 14	UTEP	A	-/-	W	14-0	8,355
Nov. 21	Iowa State	H	-/-	T	0-0	24,595
Nov. 28	Arizona State	H	-/-	W	30-6	30,847
						147-76

## 1965 (3-7; 1-4 WAC)

Head Coach: Jim LaRue  
Captains: James Pazerski, Tom Malloy

Sept. 18	Utah	A	-/-	W	16-9	11,063
Sept. 25	Kansas	A	-/-	W	23-15	32,846
Oct. 2	Wyoming	A	-/-	L	0-19	16,654
Oct. 9	New Mexico	H	-/-	L	2-24	33,700
Oct. 16	Washington State +	N	-/-	L	3-21	17,677
Oct. 23	San Jose State	H	-/-	L	7-13	28,832
Nov. 6	UTEP	H	-/-	W	10-3	24,681
Nov. 13	Air Force	H	-/-	L	7-34	28,391
Nov. 20	BYU	H	-/-	L	3-20	24,882
Nov. 27	Arizona State	A	-/-	L	6-14	35,896
+ Spokane, Washington						77-172

## 1966 (3-7; 1-4 WAC)

Head Coach: Jim LaRue  
Captains: Richard King, Roger Calderwood

Sept. 17	Iowa	A	-/-	L	20-31	37,550
Sept. 24	Kansas	H	-/-	L	13-35	33,147
Oct. 1	Wyoming	A	-/-	L	6-36	13,283
Oct. 8	New Mexico	A	-/-	W	36-15	21,756
Oct. 22	Utah	H	-/-	L	19-24	29,121
Oct. 29	BYU	H	-/-	L	14-16	24,420
Nov. 5	Oregon State +	N	-/-	L	12-31	13,067
Nov. 12	Washington State	H	-/-	W	28-18	23,061
Nov. 19	Iowa State	H	-/-	W	27-24	23,904
Nov. 26	Arizona State	H	-/-	L	17-20	34,130
+ Portland, Ore.						192-250

## 1967 (3-6-1; 1-4 WAC)

Head Coach: Darrell Mudra  
Captains: John Jones, Bill Nemeth, James Scott

Sept. 16	Wyoming	H	-/-	L	17-36	36,667
Sept. 30	Ohio State	A	-/-	W	14-7	77,468
Oct. 7	Missouri	A	-/-	L	3-17	45,800
Oct. 14	UTEP	H	-/-	T	9-9	36,949
Oct. 21	Utah	H	-/-	L	29-33	35,348
Oct. 28	Indiana	H	-/10	L	7-42	33,566
Nov. 4	New Mexico	H	-/-	W	48-13	20,965
Nov. 11	BYU	A	-/-	L	14-17	24,442
Nov. 18	Air Force	H	-/-	W	14-10	27,657
Nov. 25	Arizona State	A	-/-	L	7-47	41,567
						162-231

## 1968 (8-3; 5-1 WAC)

Head Coach: Darrell Mudra  
Captains: Thomas Nelson, Mike Moody

Sept. 21	Iowa State	A	-/-	W	21-12	21,000
Sept. 28	New Mexico	A	-/-	W	19-8	13,479
Oct. 5	UTEP	H	-/-	W	25-0	37,300
Oct. 19	BYU	H	-/-	W	19-3	37,650
Oct. 26	Indiana	A	-/-	L	13-16	44,847
Nov. 2	Washington State	H	-/-	W	28-14	31,400
Nov. 9	Air Force	A	-/-	W	14-10	32,196
Nov. 16	Utah	A	-/-	W	16-15	16,544
Nov. 23	Wyoming	H	-/20	W	14-7	40,500
Nov. 30	Arizona State	H	19/20	L	7-30	41,350
Sun Bowl (El Paso, Texas)						
Dec. 28	Auburn	N	-/18	L	10-34	32,302
						186-149

## 1969 (3-7; 3-3 WAC)

Head Coach: Bob Weber  
Captains: Charles Duke, Jim Grossman

Sept. 20	Wyoming	A	-/-	L	7-23	20,400
Sept. 27	Kansas State	H	-/-	L	27-42	38,750
Oct. 4	Iowa	A	-/-	L	19-31	47,391
Oct. 11	Houston	H	-/-	L	17-34	32,800
Oct. 18	UTEP	H	-/-	W	26-10	30,000
Oct. 25	New Mexico	H	-/-	W	52-28	31,500
Nov. 1	BYU	A	-/-	L	21-31	28,941
Nov. 8	Syracuse	A	-/-	L	0-23	23,346
Nov. 15	Utah	H	-/-	W	17-16	23,400
Nov. 29	Arizona State	A	-/-	L	24-38	49,106
						210-276

## 1970 (4-6; 2-4 WAC)

Head Coach: Bob Weber  
Captains: Billy McKinley, Willie Lewis, John Eggold

Sept. 19	Michigan	A	-/8	L	9-20	80,386
Sept. 26	San Jose State	H	-/-	W	30-29	38,800
Oct. 3	Iowa	H	-/-	W	17-10	37,500
Oct. 10	BYU	H	-/-	W	24-17	32,500
Oct. 24	Utah	A	-/-	L	0-24	15,046
Oct. 31	Air Force	H	-/7	L	20-23	36,000
Nov. 7	New Mexico	A	-/-	L	7-35	18,110
Nov. 14	UTEP	A	-/-	L	17-33	15,605
Nov. 21	Wyoming	H	-/-	W	38-12	31,000
Dec. 5	Arizona State	H	-/9	L	6-10	38,500
						168-213

## 1971 (5-6; 3-3 WAC)

Head Coach: Bob Weber  
Captains: Charlie McKee, Mark Arneson

Sept. 18	Washington State +	N	-/-	W	39-28	13,500
Sept. 25	UTEP	A	-/-	W	14-6	20,520
Oct. 2	Texas Tech	H	-/-	L	10-13	31,000
Oct. 9	Wyoming	A	-/-	L	3-14	19,100
Oct. 16	UCLA	H	-/-	L	12-28	37,500
Oct. 23	Utah	H	-/-	W	14-3	31,000
Oct. 30	New Mexico	H	-/-	L	28-34	30,000
Nov. 6	Oregon State	H	-/-	W	34-22	31,000
Nov. 13	BYU	A	-/-	W	27-14	27,109
Nov. 20	San Diego State	A	-/-	L	10-39	21,681
Nov. 27	Arizona State	A	-/9	L	0-31	50,370
+ Spokane, Wash.						191-232



## 1972 (4-7; 4-3 WAC)

Head Coach: Bob Weber  
Captains: None

Sept. 9	Colorado State	H	-/-	W	17-0	30,000
Sept. 16	Oregon	A	-/-	L	7-34	30,000
Sept. 23	Washington State	H	-/-	L	6-28	30,000
Oct. 7	UCLA	A	-/14	L	31-42	27,321
Oct. 14	New Mexico	A	-/-	W	27-15	15,672
Oct. 21	Texas Tech	A	-/-	L	10-35	33,320
Oct. 28	UTEP	H	-/-	W	45-22	28,000
Nov. 4	Utah	A	-/-	L	27-28	19,238
Nov. 11	BYU	H	-/-	W	21-7	26,500
Nov. 18	Wyoming	H	-/-	L	14-22	30,500
Nov. 25	Arizona State	H	-/18	L	21-38	38,500
						226-271

## 1973 (8-3; 6-1 WAC)

Head Coach: Jim Young  
Captains: Ransom Terrell, James O'Conner, Mark Neal

Sept. 8	Colorado State	A	-/-	W	31-0	17,217
Sept. 16	Wyoming	A	-/-	W	21-7	19,718
Sept. 22	Indiana	H	-/-	W	26-10	38,643
Oct. 6	Iowa	A	-/-	W	23-20	40,365
Oct. 13	New Mexico	H	-/-	W	22-14	39,582
Oct. 20	Texas Tech	H	19/-	L	17-31	40,172
Oct. 27	Utah	H	-/-	W	42-21	34,219
Nov. 3	UTEP	A	-/-	W	35-18	6,960
Nov. 10	BYU	A	-/-	W	24-10	19,597
Nov. 17	Air Force	H	19/-	L	26-27	39,733
Nov. 24	Arizona State	A	-/13	L	19-55	51,383
						286-213

## 1974 (9-2; 6-1 WAC)

Head Coach: Jim Young  
Captain: Rex Naumetz

Sept. 14	San Diego State	H	17/-	W	17-10	38,914
Sept. 21	Indiana	A	17/-	W	35-20	35,683
Sept. 28	New Mexico	A	15/-	W	15-10	24,440
Oct. 5	UTEP	H	12/-	W	42-13	38,051
Oct. 12	Utah	A	12/-	W	41-8	24,802
Oct. 19	Texas Tech	A	9/17	L	8-17	40,231
Oct. 26	BYU	H	16/-	L	13-37	34,116
Nov. 9	Colorado State	H	-/-	W	34-21	33,116
Nov. 16	Air Force	A	-/-	W	27-24	34,802
Nov. 23	Wyoming	H	-/-	W	21-14	34,467
Nov. 30	Arizona State	H	-/-	W	10-0	40,782
						263-174

## 1975 (9-2; 5-2 WAC)

Head Coach: Jim Young  
Captain: Bruce Hill

Sept. 20	Pacific	H	17/-	W	16-0	37,720
Sept. 27	Wyoming	A	15/-	W	14-0	21,720
Oct. 4	Northwestern	H	17/-	W	41-6	38,501
Oct. 11	UTEP	A	17/-	W	36-0	15,700
Oct. 18	Texas Tech	H	13/-	W	32-28	39,854
Oct. 25	New Mexico	H	13/-	L	34-44	35,878
Nov. 1	BYU	A	17/-	W	36-20	27,882
Nov. 8	San Diego State	A	15/13	W	31-24	53,611
Nov. 15	Colorado State	A	12/-	W	31-9	19,887
Nov. 22	Utah	H	11/-	W	38-14	39,227
Nov. 29	Arizona State	A	12/8	L	21-24	51,388
						330-169

## 1976 (5-6; 3-4 WAC)

Head Coach: Jim Young  
Captain: Obra Erby

Sept. 11	Auburn	H	-/-	W	31-19	52,206
Sept. 18	UCLA	A	-/5	L	9-37	41,651
Sept. 25	BYU	H	-/-	L	16-23	45,918
Oct. 2	Northwestern	A	-/-	W	27-15	23,097
Oct. 9	UTEP	H	-/-	W	63-12	42,177
Oct. 23	Texas Tech	A	-/8	L	27-52	44,890
Oct. 30	Utah	A	-/-	W	38-35	18,231
Nov. 6	Wyoming	H	-/-	L	24-26	51,809
Nov. 13	Colorado State	H	-/-	W	23-6	44,716
Nov. 20	New Mexico	A	-/-	L	15-21	15,121
Nov. 27	Arizona State	H	-/-	L	10-27	56,807
						283-273

## 1977 (5-7; 3-4 WAC)

Head Coach: Tony Mason  
Captain: Jon Abbott

Sept. 10	Auburn	A	-/-	L	10-21	45,500
Sept. 17	San Diego State	H	-/-	L	14-21	42,135
Sept. 24	Iowa	A	-/-	W	41-7	53,110
Oct. 1	Wyoming	A	-/-	L	12-13	25,133
Oct. 8	Texas Tech	H	-/17	L	26-32	41,500
Oct. 22	Utah	H	-/-	W	45-17	43,500
Oct. 29	BYU	A	-/17	L	14-34	33,106
Nov. 5	Colorado State	H	-/-	L	14-35	41,016
Nov. 12	New Mexico	H	-/-	W	15-13	40,500
Nov. 19	UTEP	A	-/-	W	41-24	7,100
Nov. 26	ASU	A	-/19	L	7-23	56,326
Dec. 3	Hawai'i	A	-/-	W	17-10	30,994
						256-250

## 1978 (5-6; 3-4 Pac-10)

Head Coach: Tony Mason  
Captains: Corky Ingraham, Neil Orr

Sept. 9	Kansas State	H	-/-	W	31-0	50,484
Sept. 16	Oregon State %	H	-/-	W	21-7	49,056
Sept. 23	Texas Tech	A	-/-	L	26-41	41,712
Sept. 30	Iowa	H	-/-	W	23-3	46,851
Oct. 7	Michigan	A	-/3	L	17-21	104,913
Oct. 14	California	H	-/-	L	20-33	54,121
Oct. 27	UCLA	A	-/10	L	14-24	41,077
Nov. 4	Washington	A	-/20	L	21-31	47,587
Nov. 11	Oregon	A	-/-	W	24-3	26,200
Nov. 18	Washington State	H	-/-	W	31-24	49,557
Nov. 25	Arizona State	H	-/-	L	17-18	58,090
						% First Pacific-10 Conference Game 245-205

## 1979 (6-5-1; 4-3 Pac-10)

Head Coach: Tony Mason  
Captains: Jim Krohn, Cleveland Crosby

Sept. 1	Colorado State	H	-/-	W	33-17	50,323
Sept. 8	Washington State	A	-/-	W	22-7	26,753
Sept. 15	California	H	-/-	L	7-10	52,124
Sept. 22	Texas Tech	H	-/-	T	14-14	40,476
Sept. 29	San Jose State	H	-/-	W	38-18	48,061
Oct. 13	Oregon	H	-/-	W	24-13	47,681
Oct. 20	Stanford	H	-/-	L	10-30	55,217
Nov. 3	USC	A	-/3	L	7-34	62,054
Nov. 10	San Diego State	A	-/-	L	10-42	38,581
Nov. 17	Oregon State	H	-/-	W	42-18	45,162
Nov. 24	Arizona State	A	-/-	W	27-24	70,947
						<b>Fiesta Bowl (Tempe, Ariz.)</b>
Dec. 25	Pittsburgh	N	-/10	L	10-16	55,347
						244-243

## 1980 (5-6; 3-4 Pac-10)

Head Coach: Larry Smith  
Captain: Hubie Oliver

Sept. 20	Colorado State	H	-/-	L	13-15	48,511
Sept. 27	California	A	-/-	W	31-24	41,000
Oct. 4	Iowa	A	-/-	W	5-3	59,950
Oct. 11	USC	H	-/2	L	10-27	54,789
Oct. 18	Washington State	H	-/-	L	14-38	47,132
Oct. 25	Notre Dame	H	-/2	L	3-20	56,211
Nov. 1	UCLA	H	-/2	W	23-17	42,876
Nov. 8	Washington	A	-/-	L	22-45	46,279
Nov. 15	Pacific	H	-/-	W	63-35	39,576
Nov. 22	Oregon State	A	-/-	W	24-7	15,300
Nov. 29	Arizona State	H	-/-	L	7-44	53,108
						215-275

## 1981 (6-5; 4-4 Pac-10)

Head Coach: Larry Smith  
Captain: Bob Gareeb

Sept. 12	UCLA	H	-/12	L	18-35	49,311
Sept. 19	California	H	-/-	L	13-14	40,096
Sept. 26	Cal State Fullerton	H	-/-	W	37-16	36,279
Oct. 3	Stanford	H	-/-	W	17-13	41,110
Oct. 10	USC	A	-/1	W	13-10	56,315
Oct. 17	Oregon	A	-/-	W	18-14	24,264
Oct. 24	Washington State	H	-/16	L	19-34	50,265
Oct. 31	UTEP	H	-/-	W	48-15	35,642
Nov. 14	Oregon State	A	-/-	W	40-7	8,000
Nov. 21	Fresno State	H	-/-	L	17-23	38,107
Nov. 28	Arizona State	A	-/18	L	13-24	69,714
						253-205



# Year-by-Year Schedules & Results

## 1982 (6-4-1; 4-3-1 Pac-10)

Head Coach: Larry Smith  
Captain: Al Gross

Sept. 11	Oregon State	H	-/-	W	38-12	35,599
Sept. 18	Washington	H	-/1	L	13-23	48,984
Sept. 25	Iowa	H	-/-	L	14-17	41,353
Oct. 9	UCLA	A	-/8	T	24-24	50,133
Oct. 16	Notre Dame	A	-/9	W	16-13	50,075
Oct. 23	Pacific	H	-/-	W	55-7	45,800
Oct. 30	Washington State	A	-/-	W	34-17	27,412
Nov. 6	Stanford	A	-/-	W	41-27	41,789
Nov. 13	USC	H	-/16	L	41-48	55,110
Nov. 20	Oregon	A	-/-	L	7-13	16,489
Nov. 27	Arizona State	H	-/6	W	28-18	58,515
311-219						

## 1983 (7-3-1; 4-3-1 Pac-10)

Head Coach: Larry Smith  
Captains: Chris Brewer, Ricky Hunley

Sept. 3	Oregon State	H	14/-	W	50-6	40,570
Sept. 10	Utah	H	11/-	W	38-0	44,904
Sept. 17	Washington State	A	7/-	W	45-6	25,000
Sept. 24	Cal State Fullerton	H	4/-	W	27-10	43,107
Oct. 1	California	A	3/-	T	33-33	40,018
Oct. 8	Colorado State	H	10/-	W	52-21	40,309
Oct. 15	Oregon	H	9/-	L	10-19	45,233
Oct. 22	Stanford	A	19/-	L	22-31	40,208
Nov. 5	Washington	H	-/20	L	22-23	48,808
Nov. 12	UCLA	H	-/-	W	27-24	42,640
Nov. 26	Arizona State	A	-/-	W	17-15	70,033
343-188						

## 1984 (7-4; 5-2 Pac-10)

Head Coach: Larry Smith  
Captain: LaMonte Hunley

Sept. 1	Fresno State	H	-/-	L	22-27	43,477
Sept. 8	California	H	-/-	W	23-13	41,244
Sept. 15	Oregon State	N	-/-	W	27-8	25,139
Sept. 22	LSU	A	-/12	L	26-27	78,052
Sept. 29	Long Beach State	H	-/-	W	31-24	41,910
Oct. 6	Oregon	H	-/19	W	28-14	40,848
Oct. 20	USC	A	-/14	L	14-17	65,411
Oct. 27	Washington	A	-/1	L	12-28	57,467
Nov. 3	Utah State	H	-/-	W	45-10	44,225
Nov. 10	Stanford	H	-/-	W	28-14	44,836
Nov. 24	Arizona State	H	-/-	W	16-10	58,132
+ Portland, Ore. 272-192						

## 1985 (8-3-1; 5-2 Pac-10)

Head Coach: Larry Smith  
Captain: Allan Durden

Sept. 7	Toledo	H	-/-	W	23-10	44,691
Sept. 14	Washington State	H	-/-	W	12-7	46,437
Sept. 21	California	A	-/-	W	23-17	39,500
Sept. 28	Colorado	H	-/-	L	13-14	45,503
Oct. 5	SMU	H	-/6	W	28-6	52,114
Oct. 19	San Jose State	H	-/-	W	41-0	45,361
Oct. 26	Stanford	A	-/-	L	17-28	40,000
Nov. 2	Oregon State	A	-/-	W	27-6	21,384
Nov. 9	UCLA	H	-/14	L	19-24	57,779
Nov. 16	Oregon	H	-/-	W	20-8	35,779
Nov. 23	Arizona State	A	-/-	W	16-13	72,345
Sun Bowl (El Paso, Texas)						
Dec. 28	Georgia	N	-/-	T	13-13	52,203
252-146						

## 1986 (9-3; 5-3 Pac-10)

Head Coach: Larry Smith  
Captain: Byron Evans

Sept. 6	Houston	H	-/-	W	37-3	52,433
Sept. 13	Colorado State	H	-/-	W	37-10	49,003
Sept. 20	Oregon	A	17/-	W	41-17	28,773
Sept. 27	Colorado	A	10/-	W	24-21	41,024
Oct. 11	UCLA	A	11/-	L	25-32	51,279
Oct. 18	Oregon State	H	16/-	W	23-12	52,669
Oct. 25	California	H	15/-	W	33-16	49,016
Nov. 1	USC	H	14/18	L	13-20	55,046
Nov. 8	Washington State	A	17/-	W	31-6	17,000
Nov. 22	Arizona State	H	14/4	W	34-17	58,267
Nov. 30	Stanford +	N	12/-	L	24-29	55,000
Aloha Bowl (Honolulu, Hawai'i)						
Dec. 27	North Carolina	N	16/-	W	30-21	26,743
+ Tokyo, Japan 352-204						

## 1987 (4-4-3; 2-3-3 Pac-10)

Head Coach: Dick Tomey  
Captains: Chuck Cecil, Randy Kindred, Kevin McKinney, Charles Webb

Sept. 12	Iowa	H	-/-	L	14-15	57,284
Sept. 19	New Mexico	H	-/-	W	20-9	46,094
Sept. 26	UCLA	A	-/13	L	24-34	55,823
Oct. 3	Bowling Green	H	-/-	W	45-7	43,948
Oct. 10	California	A	-/-	T	23-23	35,000
Oct. 17	Oregon State	H	-/-	W	31-17	48,494
Oct. 24	Washington State	A	-/-	L	28-45	22,269
Oct. 31	Stanford	A	-/-	W	23-13	34,000
Nov. 7	Washington	H	-/-	T	21-21	50,021
Nov. 14	USC	A	-/-	L	10-12	51,428
Nov. 28	Arizona State	A	-/-	T	24-24	70,839
263-220						

## 1988 (7-4; 5-3 Pac-10)

Head Coach: Dick Tomey  
Captains: James DeBow, Brad Henke, Bret Holley, Joe Tofflemire

Sept. 3	Oregon State	A	-/-	W	24-13	23,142
Sept. 10	Texas Tech	H	-/-	W	35-19	46,334
Sept. 17	Oklahoma	A	-/4	L	10-28	75,004
Sept. 24	Eastern Michigan	H	-/-	W	55-0	46,532
Oct. 1	USC	H	-/3	L	15-38	52,314
Oct. 15	Washington State	H	-/20	W	45-28	48,287
Oct. 22	UCLA	H	-/1	L	3-24	49,922
Oct. 29	California	H	-/-	L	7-10	47,182
Nov. 5	Washington	A	-/-	W	16-13	65,504
Nov. 12	Oregon	H	-/-	W	41-27	40,367
Nov. 26	Arizona State	H	-/-	W	28-18	56,978
279-218						

## 1989 (8-4; 5-3 Pac-10)

Head Coach: Dick Tomey  
Captain: Kevin Singleton

Sept. 2	Stanford	H	18/-	W	19-3	48,712
Sept. 9	Texas Tech	A	20/-	L	14-24	35,940
Sept. 16	Oklahoma	H	-/6	W	6-3	50,931
Sept. 23	Washington	H	23/11	W	20-17	50,935
Sept. 30	Oregon	A	17/-	L	10-16	39,631
Oct. 14	UCLA	H	-/22	W	42-7	51,562
Oct. 21	Washington State	A	22/15	W	23-21	36,090
Oct. 28	Pacific	H	17/-	W	38-14	46,449
Nov. 4	California	A	15/-	L	28-29	29,000
Nov. 11	USC	H	25/9	L	3-24	52,606
Nov. 25	Arizona State	A	-/-	W	28-10	74,926
Copper Bowl (Tucson, Ariz.)						
Dec. 31	North Carolina State	H	-/-	W	17-10	37,237
248-178						

## 1990 (7-5; 5-4 Pac-10)

Head Coach: Dick Tomey  
Captains: Darryll Lewis, Gary Coston, Kevin Singleton, Rick Warren

Sept. 8	Illinois	H	-/11	W	28-16	53,330
Sept. 15	New Mexico	A	20/-	W	25-10	26,472
Sept. 22	Oregon	H	18/-	W	22-17	53,283
Sept. 29	California	H	16/-	L	25-30	52,731
Oct. 6	UCLA	A	25/-	W	28-21	50,156
Oct. 13	Oregon State	A	21/-	L	21-35	21,623
Oct. 20	USC	A	-/15	W	35-26	68,212
Oct. 27	Washington State	H	23/-	W	42-34	55,520
Nov. 3	Washington	A	23/5	L	10-54	70,111
Nov. 10	Stanford	H	-/-	L	10-23	52,609
Nov. 24	Arizona State	H	-/-	W	21-17	57,112
Aloha Bowl (Honolulu, Hawai'i)						
Dec. 25	Syracuse	N	-/-	L	0-28	32,217
267-311						

## 1991 (4-7; 3-5 Pac-10)

Head Coach: Dick Tomey  
Captains: John Fina, Craig Gilbert, Bobby Roland

Sept. 7	Ohio State	A	-/2	L	14-38	92,743
Sept. 14	Stanford	H	-/-	W	28-23	43,055
Sept. 21	California	H	-/24	L	21-23	46,715
Sept. 28	Long Beach State	H	-/-	W	45-21	46,334
Oct. 5	Washington	A	-/3	L	0-54	72,495
Oct. 12	UCLA	A	-/-	L	14-54	45,944
Oct. 26	Miami (Fla.)	H	-/2	L	9-36	53,349
Nov. 2	Oregon State	H	-/-	W	45-21	42,082
Nov. 9	Washington State	A	-/-	L	27-40	21,520
Nov. 16	USC	H	-/-	W	31-14	41,053
Nov. 23	Arizona State	A	-/-	L	14-37	73,427
248-361						



# Year-by-Year Schedules & Results



## 1992 (6-5-1; 4-3-1 Pac-10)

Head Coach: Dick Tomey

Captains: Heath Bray, Richard Maddox, George Malauulu, Ty Parten

Sept. 5	Utah State	H	-/-	W	49-3	37,239
Sept. 12	Washington State	H	-/-	L	20-23	39,112
Sept. 19	Oregon State	A	-/-	T	14-14	25,107
Sept. 26	Miami (Fla.)	A	-/1	L	7-8	47,049
Oct. 3	UCLA	H	-/11	W	23-3	50,708
Oct. 17	Stanford	A	-/8	W	21-6	47,217
Oct. 24	California	A	21/-	W	24-17	46,000
Oct. 31	New Mexico State	H	17/-	W	30-0	38,463
Nov. 7	Washington	H	12/1	W	16-3	58,510
Nov. 14	USC	A	9/18	L	7-14	53,849
Nov. 21	Arizona State	H	16/-	L	6-7	58,095
<b>John Hancock Bowl (El Paso, Texas)</b>						
Dec. 31	Baylor	N	22/-	L	15-20	41,622
						232-118

## 1993 (10-2; 6-2 Pac-10)

Head Coach: Dick Tomey

Captains: Brant Boyer, Billy Johnson, Jey Phillips

Sept. 4	UTEP	H	13/-	W	24-6	44,414
Sept. 11	Pacific	H	13/-	W	16-13	42,292
Sept. 18	Illinois	A	15/-	W	16-14	51,110
Sept. 25	Oregon State	A	15/-	W	33-0	27,215
Oct. 2	USC	H	12/-	W	38-7	56,075
Oct. 16	Stanford	H	11/-	W	27-24	57,799
Oct. 23	Washington State	H	7/25	W	9-6	46,675
Oct. 30	UCLA	A	7/15	L	17-37	66,656
Nov. 6	Oregon	H	14/-	W	31-10	57,309
Nov. 13	California	A	13/-	L	20-24	35,000
Nov. 26	Arizona State	A	19/-	W	34-20	73,115
<b>IBM OS/2 Fiesta Bowl (Tempe, Ariz.)</b>						
Jan. 1	Miami (Fla.)	N	16/10	W	29-0	72,260
						294-161

## 1994 (8-4; (6-2 Pac-10)

Head Coach: Dick Tomey

Captains: Ontiwaun Carter, Sean Harris, Steve McLaughlin, Warner Smith

Sept. 1	Georgia Tech	A	7/-	W	19-14	45,112
Sept. 10	New Mexico State	H	9/-	W	44-0	52,889
Sept. 24	Stanford	A	8/-	W	34-10	42,593
Oct. 1	Oregon State	H	6/-	W	30-10	54,245
Oct. 8	Colorado State	H	6/23	L	16-21	56,534
Oct. 15	Washington State	A	14/20	W	10-7	37,600
Oct. 22	UCLA	H	14/-	W	34-24	58,817
Oct. 29	Oregon	A	11/-	L	9-10	36,760
Nov. 5	California	H	18/-	W	13-6	58,374
Nov. 12	USC	A	13/17	L	28-45	61,264
Nov. 25	Arizona State	H	16/-	W	28-27	58,810
<b>Freedom Bowl (Anaheim, Calif.)</b>						
Dec. 27	Utah	N	15/14	L	13-16	27,477
						278-190

## 1995 (6-5; 4-4 Pac-10)

Head Coach: Dick Tomey

Captains: Tedy Bruschi, Brandon Sanders, Dan White

Sept. 2	Pacific	H	19/-	W	41-9	48,434
Sept. 7	Georgia Tech	H	17/-	W	20-19	46,786
Sept. 16	Illinois	A	17/-	L	7-9	57,134
Sept. 23	USC	H	25/5	L	10-31	58,503
Sept. 30	California	H	-/-	W	20-15	44,564
Oct. 14	UCLA	A	-/-	L	10-17	43,798
Oct. 21	Washington	H	-/-	L	17-31	58,471
Oct. 28	Washington State	A	-/-	W	24-14	32,924
Nov. 4	Oregon State	A	-/-	W	14-9	22,913
Nov. 11	Oregon	H	-/-	L	13-17	53,736
Nov. 24	Arizona State	A	-/-	W	31-28	67,606
						207-199

## 1996 (5-6; 3-5 Pac-10)

Head Coach: Dick Tomey

Captains: Joe Salave'a, Armon Williams, Richard Dice

Aug. 31	UTEP	H	-/-	W	23-3	40,388
Sept. 7	Iowa	A	-/-	L	20-21	68,267
Sept. 14	Illinois	H	-/-	W	41-0	43,012
Sept. 21	Washington	A	-/24	L	17-31	73,414
Oct. 5	Washington State	H	-/-	W	34-26	47,405
Oct. 12	USC	A	-/-	L	7-14	51,088
Oct. 26	Oregon State	H	-/-	W	33-7	43,716
Nov. 2	California	A	-/-	L (3OT)	55-56	35,000
Nov. 9	Oregon	A	-/-	L	31-49	40,721
Nov. 16	UCLA	H	-/-	W	35-17	47,171
Nov. 23	Arizona State	H	-/4	L	14-56	59,920
						310-280

## 1997 (7-5; 4-4 Pac-10)

Head Coach: Dick Tomey

Captains: Rusty James, Jimmy Sprotte, Rodney Williams

Sept. 4	Oregon	A	-/-	L	9-16	38,035
Sept. 13	UAB	H	-/-	W	24-10	36,309
Sept. 20	Ohio State	A	-/9	L	20-26	91,152
Sept. 27	UCLA	A	-/24	L	27-40	50,188
Oct. 4	San Diego State	H	-/-	W	31-28	39,195
Oct. 11	Stanford	H	-/16	W	28-22	40,273
Oct. 18	Washington	H	-/10	L	28-58	50,585
Oct. 25	Washington State	A	-/10	L (OT)	34-35	31,137
Nov. 8	Oregon State	H	-/-	W	27-7	39,754
Nov. 15	California	H	-/-	W (2OT)	41-38	37,111
Nov. 28	Arizona State	A	-/12	W	28-16	73,682
<b>Insight.com Bowl (Tucson, Ariz.)</b>						
Dec. 27	New Mexico	H	-/-	W	20-14	49,385
						317-312

## 1998 (12-1; 7-1 Pac-10)

Head Coach: Dick Tomey

Captains: Chris McAlister, Kelvin Eafon, Barrett Baker

Sept. 3	Hawai'i	A	24/-	W	27-6	38,745
Sept. 12	Stanford	A	21/-	W	31-14	30,096
Sept. 19	Iowa	H	16/-	W	35-11	52,634
Sept. 24	San Diego State	A	16/-	W	35-16	23,811
Oct. 3	Washington	A	14/20	W	31-28	71,469
Oct. 10	UCLA	H	10/5	L	28-52	58,738
Oct. 17	Oregon State	A	16/-	W	28-7	30,231
Oct. 24	Northeast Louisiana	H	14/-	W	45-7	39,218
Oct. 31	Oregon	H	13/12	W	38-3	44,931
Nov. 7	Washington State	H	10/-	W	41-7	47,761
Nov. 14	California	A	9/-	W	27-23	36,500
Nov. 27	Arizona State	H	7/-	W	50-42	57,953
<b>Culligan Holiday Bowl (San Diego, Calif.)</b>						
Dec. 30	Nebraska	N	5/9	W	23-20	65,354
						439-236

## 1999 (6-6; 3-5 Pac-10)

Head Coach: Dick Tomey

Captains: Dennis Northcutt, Marcus Bell, DaShon Polk

Aug. 28	Penn State +	A	4/3	L	7-41	97,168
Sept. 5	TCU	A	15/-	W	35-31	34,612
Sept. 11	Middle Tennessee	H	19/-	W	34-19	48,573
Sept. 18	Stanford	H	19/-	L	22-50	47,273
Sept. 25	Washington State	A	-/-	W	30-24	26,787
Oct. 9	USC	H	-/22	W	31-24	51,418
Oct. 16	UTEP	H	-/-	W	34-21	47,776
Oct. 23	Oregon	H	-/-	L	41-44	55,251
Oct. 30	UCLA	A	-/-	W	33-7	42,612
Nov. 6	Washington	H	-/-	L	25-33	56,614
Nov. 13	Oregon State	A	-/-	L	20-28	33,314
Nov. 27	Arizona State	A	-/-	L	27-42	68,102
<b>+ Pigskin Classic (State College, Pa.)</b>						
						339-364

## 2000 (5-6; 3-5 Pac-10)

Head Coach: Dick Tomey

Captains: Adrian Koch, Joe Tafoya, Ortege Jenkins

Sept. 2	Utah	A	-/-	W	17-3	41,352
Sept. 9	Ohio State	H	-/18	L	17-27	57,367
Sept. 16	San Diego State	H	-/-	W	17-3	44,973
Sept. 30	Stanford	A	-/-	W	27-3	31,165
Oct. 7	USC	A	-/22	W	31-15	49,342
Oct. 14	Washington State	H	22/-	W (3OT)	53-47	50,350
Oct. 21	Oregon	A	21/7	L	10-14	45,950
Oct. 28	UCLA	H	24/-	L	24-27	45,540
Nov. 4	Washington	A	-/8	L	32-35	70,411
Nov. 11	Oregon State	H	-/10	L	9-33	44,109
Nov. 24	Arizona State	H	-/-	L	17-30	54,297
						254-237

## 2001 (5-6; 2-6 Pac-10)

Head Coach: John Mackovic

Captains: Steven Grace, Brandon Nash, Anthony Thomas

Aug. 30	San Diego State	A	-/-	W	23-10	28,366
Sept. 8	Idaho	H	-/-	W	36-29	44,250
Sept. 22	UNLV	H	-/-	W	38-21	47,031
Sept. 29	Washington State	H	-/-	L	21-48	42,729
Oct. 6	Oregon	H	-/8	L	28-63	45,258
Oct. 13	Oregon State	A	-/-	L	3-38	36,619
Oct. 20	Washington	A	-/15	L	28-31	71,108
Oct. 27	USC	H	-/-	L	34-41	46,399
Nov. 3	California	A	-/-	W	38-24	26,222
Nov. 10	Stanford	H	-/-	L	37-51	40,632
Nov. 23	Arizona State	A	-/-	W	34-21	55,831
						320-377



# Year-by-Year Schedules & Results

## 2002 (4-8; 1-7 Pac-10)

Head Coach: John Mackovic

Captains: Lance Briggs, Jason Johnson, Makoa Freitas, Bobby Wade, Jarvie Worcester

Aug. 31	NAU	H	-/-	W	37-3	48,446
Sept. 14	Utah	H	-/-	W	23-17	44,243
Sept. 21	Wisconsin	A	-/22	L	10-31	78,582
Sept. 28	North Texas	H	-/-	W	14-9	37,917
Oct. 5	Oregon	H	-/8	L	14-31	47,356
Oct. 12	Washington	A	-/22	L	28-32	71,016
Oct. 17	Stanford	A	-/-	L	6-16	33,800
Oct. 26	Washington State	H	-/9	L	13-21	46,462
Nov. 2	Oregon State	A	-/-	L	3-38	36,644
Nov. 9	UCLA	H	-/-	L	7-37	43,613
Nov. 16	California	A	-/-	W	52-41	28,808
Nov. 29	Arizona State	H	-/-	L	20-34	47,005
						227-310

## 2003 (2-10; 1-7 Pac-10)

Head Coach: John Mackovic\*/Mike Hankwitz

Captains: Reggie Sampay, Clay Hardt, Gary Love

Aug. 30	UTEP	H	-/-	W	42-7	40,264
Sept. 6	LSU	H	-/13	L	13-59	46,110
Sept. 13	Oregon	H	-/-	L	10-48	40,462
Sept. 20	Purdue	A	-/25	L	7-59	52,310
Sept. 27	TCU *	H	-/19	L (OT)	10-13	40,515
Oct. 4	Washington State	A	-/14	L	7-30	34,923
Oct. 11	UCLA	H	-/-	L	21-24	44,481
Oct. 25	California	A	-/-	L	14-42	33,249
Nov. 1	Oregon State	A	-/-	L	23-52	36,168
Nov. 8	Washington	H	-/-	W	27-22	48,319
Nov. 15	USC	H	-/2	L	0-45	39,201
Nov. 28	Arizona State	A	-/-	L	7-28	55,498
* Mackovic's final game						181-429

## 2004 (3-8; 2-6 Pac-10)

Head Coach: Mike Stoops

Captains: Darrell Brooks, Mike Bell, Steve Fleming, Keolki Fraser, Carlos Williams, Andre Torrey

Sept. 4	NAU	H	-/-	W	21-3	49,741
Sept. 11	Utah	H	-/17	L	6-23	52,790
Sept. 18	Wisconsin	H	-/20	L	7-9	50,275
Oct. 2	Washington State	H	-/-	L	19-20	43,579
Oct. 9	UCLA	A	-/-	L	17-31	57,638
Oct. 16	Oregon	A	-/-	L	14-28	58,237
Oct. 23	California	H	-/7	L	0-38	52,049
Oct. 30	Oregon State	H	-/-	L	14-28	47,245
Nov. 6	Washington	A	-/-	W	23-13	63,225
Nov. 13	USC	A	-/1	L	9-49	80,167
Nov. 26	Arizona State	H	-/18	W	34-27	55,095
						164-275

## 2005 (3-8; 2-6 Pac-10)

Head Coach: Mike Stoops

Captains: Darrell Brooks, Mike Bell, Gilbert Harris, Kili Lefotu

Sept. 2	Utah	A	-/-	L	24-27	45,528
Sept. 10	NAU	H	-/-	W	31-12	55,728
Sept. 17	Purdue	H	-/12	L	24-31	56,400
Oct. 1	California	A	-/12	L	0-28	55,944
Oct. 8	USC *	A	-/1	L	21-42	90,221
Oct. 15	Stanford	H	-/-	L	16-20	54,216
Oct. 22	Oregon	H	-/15	L	21-28	48,052
Oct. 29	Oregon State	A	-/-	W	29-27	40,759
Nov. 5	UCLA	H	-/7	W	52-14	55,775
Nov. 12	Washington	H	-/-	L	14-38	52,505
Nov. 25	Arizona State	A	-/-	L	20-23	67,635
* Result later vacated by NCAA						252-290

## 2006 (6-6; 4-5 Pac-10)

Head Coach: Mike Stoops

Captains: Antoine Cason, Syndric Steptoe, Spencer Larsen, Michael Johnson

Sept. 2	BYU	H	-/-	W	16-13	58,450
Sept. 9	LSU	A	-/8	L	3-45	92,221
Sept. 16	Stephen F. Austin	H	-/-	W	28-10	47,402
Sept. 23	USC	H	-/3	L	3-20	58,801
Sept. 30	Washington	H	-/-	L	10-21	55,409
Oct. 7	UCLA	A	-/-	L	7-27	65,644
Oct. 14	Stanford	A	-/-	W	20-7	39,317
Oct. 21	Oregon State	H	-/-	L	10-17	57,113
Nov. 4	Washington State	A	-/25	W	27-17	35,117
Nov. 11	California	H	-/8	W	24-20	55,519
Nov. 18	Oregon	A	-/-	W	37-10	58,029
Nov. 25	Arizona State	H	-/-	L	14-28	57,895
						199-235

## 2007 (5-7; 4-5 Pac-10)

Head Coach: Mike Stoops

Captains: Antoine Cason, Spencer Larsen, Eben Britton, Willie Tuitama, Anthony Johnson

Sept. 1	BYU	A	-/-	L	7-20	64,525
Sept. 8	NAU	H	-/-	W	45-24	52,638
Sept. 16	New Mexico	H	-/-	L	27-29	51,996
Sept. 22	California	A	-/8	L	27-45	56,021
Sept. 29	Washington State	H	-/-	W	48-20	50,945
Oct. 6	Oregon State	A	-/-	L	16-31	40,489
Oct. 13	USC	A	-/10	L	13-20	84,671
Oct. 20	Stanford	H	-/-	L	20-21	55,270
Oct. 27	Washington	A	-/-	W	48-41	61,124
Nov. 3	UCLA	H	-/-	W	34-27	51,727
Nov. 15	Oregon	H	-/2	W	34-24	50,387
Dec. 1	Arizona State	A	-/13	L	17-20	71,706
						336-322

## 2008 (8-5; 5-4 Pac-10)

Head Coach: Mike Stoops

Captains: Eben Britton, Nate Ness, Ronnie Palmer, Mike Thomas, Willie Tuitama

Aug. 31	Idaho	H	-/-	W	70-0	47,511
Sept. 6	Toledo	H	-/-	W	41-16	50,939
Sept. 13	New Mexico	A	-/-	L	28-36	32,337
Sept. 20	UCLA	A	-/-	W	31-10	65,434
Oct. 4	Washington	H	-/-	W	48-14	55,624
Oct. 11	Stanford	A	-/-	L	23-24	30,689
Oct. 18	California	H	-/25	W	42-27	48,372
Oct. 25	USC	H	-/6	L	10-17	57,427
Nov. 8	Washington State	A	-/-	W	59-28	24,118
Nov. 15	Oregon	A	-/-	L	45-55	58,368
Nov. 22	Oregon State	H	-/22	L	17-19	48,503
Dec. 6	Arizona State	H	-/-	W	31-10	58,704
<b>Pioneer Las Vegas Bowl (Las Vegas, Nev.)</b>						
Dec. 20	BYU	N	-/17	W	31-21	40,047
						476-277

## 2009 (8-5; 6-3 Pac-10)

Head Coach: Mike Stoops

Captains: Cam Nelson, Earl Mitchell, Terrell Turner, Colin Baxter

Sept. 5	Central Michigan	H	-/-	W	19-6	51,683
Sept. 12	NAU	H	-/-	W	34-17	50,623
Sept. 19	Iowa	A	-/-	L	17-27	70,585
Sept. 26	Oregon State	A	-/-	W	37-32	42,119
Oct. 10	Washington	A	-/-	L	33-36	61,621
Oct. 17	Stanford	H	-/-	W	43-38	53,479
Oct. 24	UCLA	H	-/-	W	27-13	51,440
Nov. 7	Washington State	H	21/-	W	48-7	50,242
Nov. 14	California	A	18/-	L	16-24	53,347
Nov. 21	Oregon	H	-/11	L (2OT)	41-44	57,863
Nov. 28	Arizona State	A	-/-	W	20-17	55,989
Dec. 5	USC	A	-/20	W	21-17	83,753
<b>Pacific Life Holiday Bowl (San Diego, Calif.)</b>						
Dec. 30	Nebraska	N	22/20	L	0-33	64,607
						356-311

## 2010 (7-6; 4-5 Pac-10)

Head Coach: Mike Stoops

Captains: Colin Baxter, Nick Foles, Lolomana Mikaele, Brooks Reed

Sept. 3	Toledo	A	-/-	W	41-2	25,907
Sept. 11	The Citadel	H	-/-	W	52-6	54,814
Sept. 18	Iowa	H	24/9	W	34-27	57,864
Sept. 25	California	H	14/-	W	10-9	50,906
Oct. 9	Oregon State	H	9/-	L	27-29	56,054
Oct. 16	Washington State	A	17/-	W	24-7	23,955
Oct. 23	Washington	H	15/-	W	44-14	56,244
Oct. 30	UCLA	A	15/-	W	29-21	53,408
Nov. 6	Stanford	A	13/10	L	17-42	43,506
Nov. 13	USC	H	18/-	L	21-24	54,722
Nov. 26	Oregon	A	20/1	L	29-48	59,990
Dec. 2	Arizona State	H	-/-	L (2OT)	29-30	56,253
<b>Valero Alamo Bowl (San Antonio, Texas)</b>						
Dec. 29	Oklahoma State	N	-/14	L	10-36	57,593
						367-295



## 2011 (4-8; 2-7 Pac-12)

Head Coach: Mike Stoops\*/Tim Kish

Captains: Keola Antolin, Nick Foles, Robert Golden, Paul Vassallo, Trevin Wade

Sept. 3	NAU	H	-/-	W	41-10	51,761
Sept. 8	Oklahoma State	A	-/9	L	14-37	54,654
Sept. 17	Stanford %	H	-/6	L	10-37	49,636
Sept. 24	Oregon	H	-/10	L	31-56	56,096
Oct. 1	USC	A	-/-	L	41-48	63,707
Oct. 8	Oregon State *	A	-/-	L	27-37	40,403
Oct. 20	UCLA	H	-/-	W	48-12	46,656
Oct. 29	Washington	A	-/-	L	31-42	59,825
Nov. 5	Utah	H	-/-	L	21-34	50,839
Nov. 12	Colorado	A	-/-	L	29-48	48,111
Nov. 19	Arizona State	A	-/-	W	31-27	72,694
Nov. 26	Louisiana	H	-/-	W	45-37	38,819

% First Pac-12 Conference Game 369-425

\* Stoops' final game

## 2012 (8-5; 4-5 Pac-12)

Head Coach: Rich Rodriguez

Captains: Trace Biskin, Kyle Quinn, Matt Scott, Jake Fischer

Sept. 1	Toledo	H	-/-	W (OT)	24-17	48,670
Sept. 8	Oklahoma State	H	-/19	W	59-38	45,602
Sept. 15	South Carolina State	H	24/-	W	56-0	43,919
Sept. 22	Oregon	A	22/3	L	0-49	58,334
Sept. 29	Oregon State	H	-/18	L	35-38	44,153
Oct. 6	Stanford	A	-/18	L (OT)	48-54	48,204
Oct. 20	Washington	H	-/-	W	52-17	50,148
Oct. 27	USC	H	-/10	W	39-36	47,822
Nov. 3	UCLA	A	24/25	L	10-66	81,673
Nov. 10	Colorado	H	-/-	W	56-31	51,236
Nov. 17	Utah	A	-/-	W	34-24	45,031
Nov. 23	Arizona State	H	-/-	L	34-41	51,901

**Gildan New Mexico Bowl (Albuquerque, N.M.)**

Dec. 15	Nevada	N	-/-	W	49-48	24,610
---------	--------	---	-----	---	-------	--------

496-459

## 2013 (8-5; 4-5 Pac-12)

Head Coach: Rich Rodriguez

Captains: Jake Fischer, Terrence Miller, Sione Tuihalamaka

Aug. 30	NAU	H	-/-	W	35-0	53,793
Sept. 7	UNLV	A	-/-	W	58-13	26,950
Sept. 14	UTSA	H	-/-	W	38-13	41,661
Sept. 28	Washington	A	-/16	L	13-31	65,815
Oct. 10	USC	A	-/-	L	31-38	64,215
Oct. 19	Utah	H	-/-	W	35-24	50,871
Oct. 26	Colorado	A	-/-	W	44-20	38,679
Nov. 2	California	A	-/-	W	33-28	41,874
Nov. 9	UCLA	H	-/16	L	26-31	51,531
Nov. 16	Washington State	H	-/-	L	17-24	42,080
Nov. 23	Oregon	H	-/5	W	42-16	45,777
Nov. 30	Arizona State	A	-/13	L	21-58	72,542

**AdvoCare V100 Bowl (Shreveport, La.)**

Dec. 31	Boston College	N	-/-	W	42-19	36,917
---------	----------------	---	-----	---	-------	--------

435-315

## 2014 (10-4; 7-2 Pac-12)

Head Coach: Rich Rodriguez

Captains: Steven Gurrola, Austin Hill, Dan Pettinato, Jared Tevis

Aug. 29	UNLV	H	-/-	W	58-13	50,103
Sept. 4	UTSA	A	-/-	W	26-23	33,472
Sept. 13	Nevada	H	-/-	W	35-28	48,504
Sept. 20	California	H	-/-	W	49-45	45,595
Oct. 2	Oregon	A	-/2	W	31-24	56,032
Oct. 11	USC	H	10/-	L	26-28	56,754
Oct. 25	Washington State	A	15/-	W	59-37	32,952
Nov. 1	UCLA	A	14/25	L	7-17	80,246
Nov. 8	Colorado	H	21/-	W	38-20	50,177
Nov. 15	Washington	H	17/-	W	27-26	47,757
Nov. 22	Utah	A	15/20	W	42-10	45,824
Nov. 28	Arizona State	H	12/13	W	42-35	56,083
Dec. 5	Oregon +	N	8/3	L	13-51	45,618

**VIZIO Fiesta Bowl (Glendale, Ariz.)**

Dec. 31	Boise State	N	12/21	L	30-38	66,896
---------	-------------	---	-------	---	-------	--------

+ Pac-12 Championship (Santa Clara, Calif.) 483-395

## 2015 (7-6; 3-6 Pac-12)

Head Coach: Rich Rodriguez

Captains: Cayman Bundage, Reggie Gilbert, Will Parks, Casey Skowron

Sept. 3	UTSA	H	22/-	W	42-32	51,111
Sept. 12	Nevada	A	22/-	W	44-20	24,355
Sept. 19	NAU	H	20/-	W	77-13	51,494
Sept. 26	UCLA	H	16/9	L	30-56	56,004
Oct. 3	Stanford	A	-/18	L	17-55	46,628
Oct. 10	Oregon State	H	-/-	W	44-7	52,987
Oct. 17	Colorado	A	-/-	W	38-31	39,666
Oct. 24	Washington State	H	-/-	L	42-45	47,847
Oct. 31	Washington	A	-/-	L	3-49	56,749
Nov. 7	USC	A	-/-	L	30-38	76,309
Nov. 14	Utah	H	-/10	W (2OT)	37-30	48,912
Nov. 21	Arizona State	A	-/-	L	37-52	64,885

**Gildan New Mexico Bowl (Albuquerque, N.M.)**

Dec. 19	New Mexico	A	-/-	W	45-37	30,289
---------	------------	---	-----	---	-------	--------

486-465

## 2016 (3-9; 1-8 Pac-12)

Head Coach: Rich Rodriguez

Captains: Sani Fuimaono, Samajie Grant, Josh Kern, Nate Phillips

Sept. 3	BYU +	N	-/-	L	16-18	50,528
Sept. 10	Grambling State	H	-/-	W	31-21	45,686
Sept. 17	Hawai'i	H	-/-	W	47-28	50,116
Sept. 24	Washington	H	-/9	L (OT)	28-35	48,747
Oct. 1	UCLA	A	-/-	L	24-45	68,013
Oct. 8	Utah	A	-/24	L	23-36	45,917
Oct. 15	USC	H	-/-	L	14-48	55,463
Oct. 29	Stanford	H	-/-	L	10-34	46,740
Nov. 5	Washington State	A	-/25	L	7-69	33,547
Nov. 12	Colorado	H	-/16	L	24-49	41,068
Nov. 19	Oregon State	A	-/-	L	17-42	35,059
Nov. 25	Arizona State	H	-/-	W	56-35	50,197

+ Cactus Kickoff Classic (Glendale, Ariz.) 297-460

### Conference Affiliation Notes

Arizona's first conference affiliation was with the Border Intercollegiate Athletic Conference, founded in 1931. Charter members were Arizona, Arizona State Teachers College-Flagstaff (now NAU), Arizona State Teachers College-Tempe (now ASU), New Mexico and New Mexico A&M (now New Mexico State). Subsequent additions were Texas Tech (1932-35), Texas Mines (now UTEP, 1935-61), Hardin-Simmons (1941-61) and West Texas Teachers College (now West Texas A&M, 1941-61). The league was disbanded in 1961... Arizona played as an independent in 1961, transitioning to membership in the Western Athletic Conference, which began in July 1962. Charter members were Arizona, Arizona State, Utah, New Mexico, Brigham Young and Wyoming. In 1967 UTEP and Colorado State joined. Arizona and ASU departed for the Pacific-10 Conference beginning with the 1978 football season, joining California, UCLA, USC, Stanford, Oregon, Oregon State, Washington and Washington State. Colorado and Utah accepted invitations to join the league in June 2010 and began play in the newly branded Pac-12 Conference in 2011.



# Arizona in the AP Top 25

## When Arizona is Ranked...

Year	Date	UA #	Opponent	Opp. #	Site	W/L	Score
1968	Nov. 30	#19	Arizona State	#20	H	L	7-30
1973	Oct. 20	#19	Texas Tech		H	L	17-31
	Nov. 17	#19	Air Force		H	L	26-27
1974	Sept. 14	#17	San Diego State		H	W	17-10
	Sept. 21	#17	Indiana		A	W	35-20
	Sept. 28	#15	New Mexico		A	W	15-10
	Oct. 5	#12	UTEP		H	W	32-14
	Oct. 12	#12	Utah		A	W	41-8
	Oct. 19	#9	Texas Tech	#17	A	L	8-17
	Oct. 26	#16	Brigham Young		H	L	13-37
1975	Sept. 20	#17	Pacific		H	W	16-0
	Sept. 27	#15	Wyoming		A	W	14-0
	Oct. 4	#17	Northwestern		H	W	41-6
	Oct. 11	#17	UTEP		A	W	36-0
	Oct. 18	#13	Texas Tech		H	W	32-28
	Oct. 25	#13	New Mexico		H	L	34-44
	Nov. 1	#17	Brigham Young		A	W	36-20
	Nov. 8	#15	San Diego State	#13	A	W	31-24
	Nov. 15	#12	Colorado State		A	W	31-9
	Nov. 22	#11	Utah		H	W	38-14
	Nov. 29	#12	Arizona State	#8	A	L	21-24
1983	Sept. 3	#14	Oregon State		H	W	50-6
	Sept. 10	#11	Utah		H	W	38-0
	Sept. 17	#7	Washington State		A	W	45-6
	Sept. 24	#4	Cal State Fullerton		H	W	27-10
	Oct. 1	#3	California		A	T	33-33
	Oct. 8	#10	Colorado State		H	W	52-21
	Oct. 15	#9	Oregon		H	L	10-19
	Oct. 22	#19	Stanford		A	L	22-31
1986	Sept. 20	#17	Oregon		A	W	41-7
	Sept. 27	#10	Colorado		A	W	24-21
	Oct. 11	#11	UCLA		A	L	25-32
	Oct. 18	#16	Oregon State		H	W	23-12
	Oct. 25	#15	California		H	W	33-16
	Nov. 1	#14	USC	#18	H	L	13-20
	Nov. 8	#17	Washington State		A	W	31-6
	Nov. 22	#14	Arizona State	#4	H	W	34-17
	Nov. 30	#12	Stanford		N	L	24-29
	Dec. 27	#16	North Carolina		N	W	30-21
1989	Sept. 2	#18	Stanford		H	W	19-3
	Sept. 9	#20	Texas Tech		A	L	14-24
	Sept. 23	#23	Washington	#11	H	W	20-17
	Sept. 30	#17	Oregon		A	L	10-16
	Oct. 21	#22	Washington State	#15	A	W	23-21
	Oct. 28	#17	Pacific		H	W	38-14
	Nov. 4	#15	California		A	L	28-29
	Nov. 11	#25	USC	#9	H	L	3-24
1990	Sept. 15	#20	New Mexico		A	W	25-10
	Sept. 22	#18	Oregon		H	W	22-17
	Sept. 29	#16	California		H	L	25-30
	Oct. 6	#25	UCLA		A	W	28-21
	Oct. 13	#21	Oregon State		A	L	21-35
	Oct. 27	#23	Washington State		H	W	42-34
	Nov. 3	#23	Washington	#5	A	L	10-54
1992	Oct. 24	#21	California		A	W	24-17
	Oct. 31	#17	New Mexico State		H	W	30-0
	Nov. 7	#12	Washington	#1	H	W	16-3
	Nov. 14	#9	USC	#18	A	L	7-14
	Nov. 21	#16	Arizona State		H	L	6-7
	Dec. 31	#22	Baylor		N	L	15-20
1993	Sept. 4	#13	UTEP		H	W	24-6
	Sept. 11	#13	Pacific		H	W	16-13
	Sept. 18	#15	Illinois		A	W	16-14
	Sept. 25	#15	Oregon State		A	W	33-0
	Oct. 2	#12	USC		H	W	38-7
	Oct. 16	#11	Stanford		H	W	27-24
	Oct. 23	#7	Washington State	#25	H	W	9-6
	Oct. 30	#7	UCLA	#15	A	L	17-37
	Nov. 6	#14	Oregon		H	W	31-10
	Nov. 13	#13	California		A	L	20-24
	Nov. 26	#19	Arizona State		A	W	34-20
	Jan. 1	#16	Miami (Fla.)	#10	N	W	29-0
1994	Sept. 1	#7	Georgia Tech		A	W	19-14
	Sept. 10	#9	New Mexico State		H	W	34-0
	Sept. 24	#8	Stanford		A	W	34-10
	Oct. 1	#6	Oregon State		H	W	30-10
	Oct. 8	#6	Colorado State	#23	H	L	16-21
	Oct. 15	#14	Washington State	#20	A	W	10-7
	Oct. 22	#14	UCLA		H	W	34-24
	Oct. 29	#11	Oregon		A	L	9-10
	Nov. 5	#18	California		H	W	13-6
	Nov. 12	#13	USC	#17	A	L	28-45
	Nov. 25	#16	Arizona State		H	W	28-27
	Dec. 27	#15	Utah	#14	N	L	13-16

Year	Date	UA #	Opponent	Opp. #	Site	W/L	Score
1995	Sept. 2	#19	Pacific		H	W	41-9
	Sept. 7	#17	Georgia Tech		H	W	20-19
	Sept. 16	#17	Illinois		A	L	7-9
	Sept. 23	#25	USC	#5	H	L	10-31
1998	Sept. 3	#24	Hawai'i		A	W	27-6
	Sept. 12	#21	Stanford		A	W	31-14
	Sept. 19	#16	Iowa		H	W	35-11
	Sept. 24	#16	San Diego State		A	W	35-16
	Oct. 3	#14	Washington	#20	A	W	31-28
	Oct. 10	#10	UCLA	#5	H	L	28-52
	Oct. 17	#16	Oregon State		A	W	28-7
	Oct. 24	#14	N.E. Louisiana		H	W	45-7
	Oct. 31	#13	Oregon	#12	H	W	38-3
	Nov. 7	#10	Washington State		H	W	41-7
	Nov. 14	#9	California		A	W	27-23
	Nov. 27	#7	Arizona State		H	W	50-42
	Dec. 30	#5	Nebraska	#9	N	W	23-20
1999	Aug. 28	#4	Penn State	#3	A	L	7-41
	Sept. 5	#15	TCU		A	W	35-31
	Sept. 11	#19	Middle Tennessee		H	W	34-19
	Sept. 18	#19	Stanford		H	L	22-50
2000	Oct. 14	#22	Washington State		H	W	53-47 (3 OT)
	Oct. 21	#21	Oregon	#7	A	L	10-14
	Oct. 28	#24	UCLA		H	L	24-27
2009	Nov. 7	#21	Washington State		H	W	48-7
	Nov. 14	#18	California		A	L	16-24
	Dec. 30	#22	Nebraska	#20	N	L	0-33
2010	Sept. 18	#24	Iowa	#9	H	W	34-27
	Sept. 25	#14	California		H	W	10-9
	Oct. 9	#9	Oregon State		H	L	27-29
	Oct. 16	#17	Washington State		A	W	24-7
	Oct. 23	#15	Washington		H	W	34-14
	Oct. 30	#15	UCLA		A	W	29-21
	Nov. 6	#13	Stanford	#10	A	L	17-42
	Nov. 13	#18	USC		H	L	21-24
	Nov. 26	#20	Oregon	#1	A	L	29-48
2012	Sept. 15	#24	South Carolina State		H	W	56-0
	Sept. 22	#22	Oregon	#3	A	L	0-49
	Nov. 3	#24	UCLA	#25	A	L	10-66
2014	Oct. 11	#10	USC		H	L	26-28
	Oct. 25	#15	Washington State		A	W	59-37
	Nov. 1	#14	UCLA	#25	A	L	7-17
	Nov. 8	#21	Colorado		H	W	38-20
	Nov. 15	#17	Washington		H	W	27-26
	Nov. 22	#15	Utah	#20	A	W	42-10
	Nov. 28	#12	Arizona State	#13	H	W	42-35
	Dec. 5	#8	Oregon	#3	N	L	13-51
	Dec. 31	#12	Boise State	#21	N	L	30-38
2015	Sept. 3	#22	UTSA		H	W	42-32
	Sept. 12	#22	Nevada		A	W	44-20
	Sept. 19	#20	NAU		H	W	77-13
	Sept. 26	#16	UCLA	#9	H	L	30-56

## Record Breakdown When Ranked

Record When Ranked in AP Top 25:	Record by Rank as AP Top 25:
87-48-1 (.643)	No. 1 0-0
	No. 2 0-0
<b>Home Record When Ranked:</b>	No. 3 0-0-1
50-19 (.725)	No. 4 1-1
<b>Road Record When Ranked:</b>	No. 5 1-0
34-23-1 (.595)	No. 6 1-1
<b>Neutral Record When Ranked:</b>	No. 7 4-1
3-6 (.333)	No. 8 1-1
<b>Bowl Record When Ranked:</b>	No. 9 2-4
3-4 (.429)	No. 10 3-2
<b>Record When UA Ranked Higher:</b>	No. 11 3-2
6-10 (.375)	No. 12 6-3
<b>Record When Opp. Ranked Higher:</b>	No. 13 4-4
8-14 (.364)	No. 14 8-2
<b>Record as AP Top 10:</b>	No. 15 11-2
13-10-1 (.542)	No. 16 7-4
<b>Home Record as AP Top 10:</b>	No. 17 13-2
7-5 (.538)	No. 18 3-2
<b>Road Record as AP Top 10:</b>	No. 19 3-5
5-4-1 (.550)	No. 20 2-2
<b>Neutral Record as AP Top 10:</b>	No. 21 4-2
1-1 (.500)	No. 22 4-3
	No. 23 2-1
	No. 24 3-2
	No. 25 1-2



## When Opponent is Ranked...

Year	Date	Opp. #	Opponent	UA #	Site	W/L	Score
1947	Nov. 29	#13	Kansas		H	L	28-54
1949	Nov. 19	#18	Michigan State		H	L	0-75
1956	Nov. 24	#20	Colorado		H	L	7-38
1957	Nov. 30	#11	Arizona State		A	L	7-47
1958	Oct. 11	#19	Colorado		H	L	12-65
1967	Oct. 28	#10	Indiana		H	L	7-42
1968	Nov. 23	#20	Wyoming		H	W	14-7
	Nov. 30	#20	Arizona State	#19	H	L	7-30
	Dec. 28	#18	Auburn		N	L	10-34
1970	Sept. 19	#8	Michigan		A	L	0-20
	Oct. 31	#7	Air Force		H	L	20-23
	Dec. 5	#9	Arizona State		H	L	6-10
1971	Nov. 21	#9	Arizona State		A	L	0-31
1972	Oct. 7	#14	UCLA		A	L	31-42
	Nov. 25	#18	Arizona State		H	L	21-38
1973	Nov. 24	#13	Arizona State		A	L	19-55
1974	Oct. 19	#17	Texas Tech	#9	A	L	8-17
1975	Nov. 13	#13	San Diego State	#15	A	W	31-24
	Nov. 29	#8	Arizona State	#12	A	L	21-34
1976	Sept. 18	#5	UCLA		A	L	9-37
	Oct. 23	#8	Texas Tech		A	L	27-52
1977	Oct. 8	#17	Texas Tech		H	L	26-32
	Oct. 29	#17	Brigham Young		A	L	14-34
	Nov. 26	#19	Arizona State		A	L	7-23
1978	Oct. 7	#3	Michigan		A	L	17-21
	Oct. 27	#10	UCLA		A	L	14-24
	Nov. 4	#20	Washington		A	L	21-31
1979	Nov. 3	#3	USC		A	L	7-34
	Dec. 25	#10	Pittsburgh		N	L	10-16
1980	Oct. 11	#2	USC		H	L	10-27
	Oct. 25	#2	Notre Dame		H	L	3-20
	Nov. 1	#2	UCLA		H	W	23-17
1981	Sept. 12	#12	UCLA		H	L	18-35
	Oct. 10	#1	USC		A	W	13-10
	Oct. 24	#16	Washington State		H	L	19-34
	Nov. 28	#18	Arizona State		A	L	13-24
1982	Sept. 18	#1	Washington		H	L	13-23
	Oct. 9	#8	UCLA		A	T	24-24
	Oct. 16	#9	Notre Dame		A	W	16-13
	Nov. 13	#16	USC		H	L	41-48
	Nov. 27	#6	Arizona State		H	W	28-18
1983	Nov. 5	#20	Washington		H	L	22-23
1984	Sept. 22	#12	LSU		A	L	26-27
	Oct. 6	#19	Oregon		H	W	28-14
	Oct. 20	#14	USC		A	L	14-17
	Oct. 27	#1	Washington		A	L	12-28
1985	Oct. 5	#6	SMU		H	W	28-6
	Nov. 9	#14	UCLA		H	L	19-24
1986	Nov. 1	#18	USC	#14	H	L	13-20
	Nov. 22	#4	Arizona State	#14	H	W	34-17
1987	Sept. 26	#13	UCLA		A	L	24-34
1988	Sept. 17	#4	Oklahoma		A	L	10-28
	Oct. 1	#3	USC		H	L	15-38
	Oct. 15	#20	Washington State		H	W	45-28
	Oct. 22	#1	UCLA		H	L	3-24
1989	Sept. 16	#6	Oklahoma		H	W	6-3
	Sept. 23	#11	Washington	#23	H	W	20-17
	Oct. 14	#22	UCLA		H	W	42-7
	Oct. 21	#15	Washington State	#22	A	W	23-21
	Nov. 11	#9	USC	#25	H	L	3-24
1990	Sept. 8	#11	Illinois		H	W	28-16
	Oct. 20	#15	USC		A	W	35-26
	Nov. 3	#5	Washington	#23	A	L	10-54
1991	Sept. 7	#2	Ohio State		A	L	14-38
	Sept. 21	#24	California		H	L	21-23
	Oct. 5	#3	Washington		A	L	0-54
	Oct. 26	#2	Miami (Fla.)		H	L	9-36
1992	Sept. 26	#1	Miami (Fla.)		A	L	7-8
	Oct. 3	#11	UCLA		H	W	23-3
	Oct. 17	#8	Stanford		A	W	21-6
	Nov. 7	#1	Washington	#12	H	W	16-3
	Nov. 14	#18	USC	#9	A	L	7-14
1993	Oct. 23	#25	Washington State	#7	H	W	9-6
	Oct. 30	#15	UCLA	#7	A	L	17-37
	Jan. 1	#10	Miami (Fla.)	#16	N	W	29-0

Year	Date	Opp. #	Opponent	UA #	Site	W/L	Score
1994	Oct. 8	#23	Colorado State	#6	H	L	16-21
	Oct. 15	#20	Washington State	#14	A	W	10-7
	Nov. 12	#17	USC	#13	A	L	28-45
	Dec. 27	#14	Utah	#15	N	L	13-16
1995	Sept. 23	#5	USC	#25	H	L	10-31
1996	Sept. 21	#24	Washington		A	L	17-31
	Nov. 23	#4	Arizona State		H	L	14-56
1997	Sept. 20	#9	Ohio State		A	L	20-26
	Sept. 27	#24	UCLA		A	L	27-40
	Oct. 11	#16	Stanford		H	W	28-22
	Oct. 18	#10	Washington		H	L	28-58
	Oct. 25	#10	Washington State		A	L	34-35 (OT)
	Nov. 28	#12	Arizona State		A	W	28-16
1998	Oct. 3	#20	Washington	#14	A	W	31-28
	Oct. 10	#5	UCLA	#10	H	L	28-52
	Oct. 31	#12	Oregon	#13	H	W	38-3
	Dec. 30	#9	Nebraska	#5	N	W	23-20
1999	Aug. 28	#3	Penn State	#4	A	L	7-41
	Oct. 9	#22	USC		H	W	31-24
2000	Sept. 9	#18	Ohio State		H	L	17-27
	Oct. 7	#22	USC		A	W	31-15
	Oct. 21	#7	Oregon	#21	A	L	10-14
	Nov. 4	#8	Washington		A	L	32-35
	Nov. 11	#10	Oregon State		H	L	9-33
2001	Oct. 6	#8	Oregon		H	L	28-63
	Oct. 20	#15	Washington		A	L	28-31
2002	Sept. 21	#22	Wisconsin		A	L	10-31
	Oct. 5	#8	Oregon		H	L	14-31
	Oct. 12	#22	Washington		A	L	28-32
	Oct. 26	#9	Washington State		H	L	13-21
2003	Sept. 6	#13	LSU		H	L	13-59
	Sept. 20	#25	Purdue		A	L	7-59
	Sept. 27	#19	TCU		H	L	10-13 (OT)
	Oct. 4	#14	Washington State		A	L	7-30
	Nov. 15	#2	USC		H	L	0-45
2004	Sept. 11	#17	Utah		H	L	6-23
	Sept. 18	#20	Wisconsin		H	L	7-9
	Oct. 23	#7	California		H	L	0-38
	Nov. 13	#1	USC		A	L	9-49
	Nov. 26	#18	Arizona State		H	W	34-27
2005	Sept. 17	#12	Purdue		H	L	24-31
	Oct. 1	#12	California		A	L	0-28
	Oct. 8	#1	USC		A	L	21-42
	Oct. 22	#15	Oregon		H	L	21-28
	Nov. 5	#7	UCLA		H	W	52-14
2006	Sept. 9	#8	LSU		A	L	3-45
	Sept. 23	#3	USC		H	L	3-20
	Nov. 4	#25	Washington State		A	W	27-17
	Nov. 11	#8	California		H	W	24-20
2007	Sept. 22	#8	California		A	L	27-45
	Oct. 13	#10	USC		A	L	13-20
	Nov. 15	#2	Oregon		H	W	34-24
	Dec. 1	#13	Arizona State		A	L	17-20
2008	Oct. 18	#25	California		H	W	42-27
	Oct. 25	#6	USC		H	L	10-17
	Nov. 22	#22	Oregon State		H	L	17-19
	Dec. 20	#17	Brigham Young		N	W	31-21
2009	Nov. 21	#11	Oregon		H	L	41-44 (2OT)
	Dec. 5	#20	USC		A	W	21-17
	Dec. 30	#20	Nebraska	#22	N	L	0-33
2010	Sept. 18	#9	Iowa	#24	H	W	34-27
	Nov. 6	#10	Stanford	#13	A	L	17-42
	Nov. 26	#1	Oregon	#20	A	L	29-48
	Dec. 29	#14	Oklahoma State		N	L	10-36
2011	Sept. 8	#9	Oklahoma State		A	L	14-37
	Sept. 17	#6	Stanford		H	L	10-37
	Sept. 24	#10	Oregon		H	L	31-56
2012	Sept. 8	#19	Oklahoma State		H	W	59-38
	Sept. 22	#3	Oregon	#22	A	L	0-49
	Sept. 29	#18	Oregon State		H	L	35-38
	Oct. 6	#18	Stanford		A	L	48-54 (OT)
	Oct. 27	#10	USC		H	W	39-36
	Nov. 3	#25	UCLA	#24	A	L	10-66
2013	Sept. 28	#16	Washington		A	L	13-31
	Nov. 9	#16	UCLA		H	L	26-31
	Nov. 23	#5	Oregon		H	W	42-16
	Nov. 30	#13	Arizona State		A	L	21-58



# Arizona in AP Top 25 Games

## When Opponent is Ranked (Cont.)...

Year	Date	Opp. #	Opponent	UA #	Site	W/L	Score
2014	Oct. 2	#2	Oregon		A	W	31-24
	Nov. 1	#25	UCLA	#14	A	L	7-17
	Nov. 22	#20	Utah	#15	A	W	42-10
	Nov. 28	#13	Arizona State	#12	H	W	42-35
	Dec. 5	#3	Oregon	#8	N	L	13-51
	Dec. 31	#21	Boise State %	#12	N	L	30-38
2015	Sept. 26	#9	UCLA	#16	H	L	30-56
	Oct. 3	#18	Stanford		A	L	17-55
	Nov. 14	#10	Utah		H	W	37-30 (2OT)
2016	Sept. 24	#9	Washington		H	L	28-35
	Oct. 8	#24	Utah		A	L	23-36
	Nov. 5	#25	Washington State		A	L	7-69
	Nov. 12	#16	Colorado		H	L	24-49

## Wins Against AP Top 10 Opponents

Year	Date	Opp. #	Opponent	UA #	Site	W/L	Score
1980	Nov. 1	#2	UCLA		H	W	23-17
1981	Oct. 10	#1	USC		A	W	13-10
1982	Oct. 16	#9	Notre Dame		A	W	16-13
	Nov. 27	#6	Arizona State		H	W	28-18
1985	Oct. 5	#6	SMU		H	W	28-6
1986	Nov. 22	#4	Arizona State	#14	H	W	34-17
1989	Sept. 16	#6	Oklahoma		H	W	6-3
1992	Oct. 17	#8	Stanford		A	W	21-6
	Nov. 7	#1	Washington	#12	H	W	16-3
1994	Jan. 1	#10	Miami (Fla.)	#16	N	W	29-0
1998	Dec. 30	#9	Nebraska	#5	N	W	23-20
2005	Nov. 5	#7	UCLA		H	W	52-14
2006	Nov. 11	#8	California		H	W	24-20
2007	Nov. 15	#2	Oregon		H	W	34-24
2010	Sept. 18	#9	Iowa	#24	H	W	34-27
2012	Oct. 27	#10	USC		H	W	39-36
2013	Nov. 23	#5	Oregon		H	W	42-16
2014	Oct. 2	#2	Oregon		A	W	31-24
2015	Nov. 14	#10	Utah		H	W	37-30 (2OT)

## Games Against AP No. 1 Teams

Year	Date	Opp. #	Opponent	UA #	Site	W/L	Score
1981	Oct. 10	#1	USC		A	W	13-10
1982	Sept. 18	#1	Washington		H	L	13-23
1984	Oct. 27	#1	Washington		A	L	12-28
1988	Oct. 22	#1	UCLA		H	L	3-24
1992	Sept. 26	#1	Miami (Fla.)		A	L	7-8
	Nov. 7	#1	Washington	#12	H	W	16-3
2004	Nov. 13	#1	USC		A	L	9-49
2005	Oct. 8	#1	USC		A	L	21-42
2010	Nov. 26	#1	Oregon	#20	A	L	29-48

## Games Against AP No. 2 Teams

Year	Date	Opp. #	Opponent	UA #	Site	W/L	Score
1980	Oct. 11	#2	USC		H	L	10-272
	Oct. 25	#2	Notre Dame		H	L	3-20
	Nov. 1	#2	UCLA		H	W	23-17
1991	Sept. 7	#2	Ohio State		A	L	14-38
	Oct. 26	#2	Miami (Fla.)		H	L	9-36
2003	Nov. 15	#2	USC		H	L	0-45
2007	Nov. 15	#2	Oregon		H	W	34-24
2014	Oct. 2	#2	Oregon		A	W	31-24

## Record Breakdown Against AP Top 25

<b>Record vs. AP Top 25:</b> 45-119-1 (.273)	<b>Record vs. AP Top 25 by Rank:</b> No. 1 2-7 No. 2 3-5 No. 3 0-8 No. 4 1-2 No. 5 1-4 No. 6 3-2 No. 7 1-3 No. 8 2-8-1 No. 9 3-8 No. 10 3-9 No. 11 3-2 No. 12 2-4 No. 13 2-6 No. 14 0-6 No. 15 2-3 No. 16 1-5 No. 17 1-5 No. 18 1-10 No. 19 2-3 No. 20 6-6 No. 21 0-1 No. 22 3-3 No. 23 0-1 No. 24 0-4 No. 25 3-4
<b>Home Record vs. Ranked:</b> 28-53 (.346)	
<b>Road Record vs. Ranked:</b> 14-59-1 (.189)	
<b>Neutral Record vs. Ranked:</b> 3-7 (.300)	
<b>Bowl Record vs. Ranked:</b> 3-6 (.333)	
<b>Record When UA Ranked Higher:</b> 6-10 (.375)	
<b>Record When Opp. Ranked Higher:</b> 8-14 (.364)	
<b>Record vs. AP Top 10:</b> 19-56-1 (.257)	
<b>vs. AP Top 10 at Home:</b> 13-26 (.333)	
<b>vs. AP Top 10 Away:</b> 4-28-1 (.121)	<b>Last Win vs. AP Top 5:</b> at #2 Oregon (31-24), Oct. 2, 2014
<b>vs. AP Top 10 Neutral:</b> 2-2 (.500)	<b>Last Win vs. AP Top 10:</b> #10 Utah (37-30, OT), Nov. 14, 2015

## When Both UA & Opponent Are Ranked...

Year	Date	UA #	Opponent	Opp. #	Site	W/L	Score
1968	Nov. 30	#19	Arizona State	#20	H	L	7-30
1974	Oct. 19	#9	Texas Tech	#17	A	L	8-17
1975	Nov. 13	#15	San Diego State	#13	A	W	31-24
	Nov. 29	#12	Arizona State	#8	A	L	21-34
1986	Nov. 1	#14	USC	#18	H	L	13-20
	Nov. 22	#14	Arizona State	#4	H	W	34-17
1989	Sept. 23	#23	Washington	#11	H	W	20-17
	Oct. 21	#22	Washington State	#15	A	W	23-21
	Nov. 11	#25	USC	#9	H	L	3-24
1990	Nov. 3	#23	Washington	#5	A	L	10-54
1992	Nov. 7	#12	Washington	#1	H	W	16-3
	Nov. 14	#9	USC	#18	A	L	7-14
1993	Oct. 23	#7	Washington State	#25	H	W	9-6
	Oct. 30	#7	UCLA	#15	A	L	17-37
	Jan. 1	#16	Miami (Fla.)	#10	N	W	29-0
1994	Oct. 8	#6	Colorado State	#23	H	L	16-21
	Oct. 15	#14	Washington State	#20	A	W	10-7
	Nov. 12	#13	USC	#17	A	L	28-45
	Dec. 27	#15	Utah	#14	N	L	13-16
1995	Sept. 23	#25	USC	#5	H	L	10-31
1998	Oct. 3	#14	Washington	#20	A	W	31-28
	Oct. 10	#10	UCLA	#5	H	L	28-52
	Oct. 31	#13	Oregon	#12	H	W	38-3
	Dec. 30	#5	Nebraska	#9	N	W	23-20
1999	Aug. 28	#4	Penn State	#3	A	L	7-41
2000	Oct. 21	#21	Oregon	#7	A	L	10-14
2009	Dec. 30	#22	Nebraska	#20	N	L	0-33
2010	Sept. 18	#24	Iowa	#9	H	W	34-27
	Nov. 6	#13	Stanford	#10	A	L	17-42
	Nov. 26	#20	Oregon	#1	A	L	29-48
2012	Sept. 22	#22	Oregon	#3	A	L	0-49
	Nov. 3	#24	UCLA	#25	A	L	10-66
2014	Nov. 1	#14	UCLA	#25	A	L	7-17
	Nov. 22	#15	Utah	#20	A	W	42-10
	Nov. 28	#12	Arizona State	#13	H	W	42-35
	Dec. 5	#8	Oregon	#3	N	L	13-51
Dec. 31	#12	Boise State	#21	N	L	30-38	
2015	Sept. 26	#16	UCLA	#9	H	L	30-56



## Arizona Year-by-Year Coaching Records

### Pre-Conference Era

Year	Coach	Captain(s)	Collegiate		Finish	PF	PA	Bowl
			W-L-T	W-L-T				
1899	Stewart F. Forbes	George Parker	0-1	1-0-1		24	16	
1900	William Skinner	Courtland Day	0-0	3-1		131	6	
1901	William Skinner	Leslie Gillett	0-0	4-1		115	19	
1902	Leslie Gillett	Bard Cosgrove	1-0	4-0		134	0	
1903	Orin A. Kates*	Leo Rosenberg	0-0	2-0		49	10	
1904	Orin A. Kates	Burrell Hatcher	0-0	3-1-2		66	48	
1905	Wm. M. Ruthrauff	John Ruthrauff	0-2	5-0		84	96	
1906	No varsity team*(6)							
1907	No varsity team*(6)							
1908	H.B. Galbreath	Rod Burnham	1-0	4-0		136	5	
1909	H.B. Galbreath	Thomas Rice	1-1	2-0		71	23	
1910	George F. Shipp	Charles Roletti	2-0	3-0		87	8	
1911	George F. Shipp	Cliffe Rolfe	1-1	2-0-1		16	3	
1912	Ray L. Quigley	Dick Merritt	1-1	1-0		55	30	
1913	F.A. King	Jay McIntosh	1-2	1-0		26	42	
1914	J.F. "Pop" McKale	Turner Smith	3-1	1-0		72	20	
1915	J.F. "Pop" McKale	Wm. Asa Porter	2-3	3-0		133	34	
1916	J.F. "Pop" McKale	James Hendry	2-3	3-0		247	93	
1917	J.F. "Pop" McKale	Bill McGowen	2-1	1-1		118	41	
1918	No Team Fielded (WWI)							
1919	J.F. "Pop" McKale	Emzy Lynch	5-1	2-0		253	19	
1920	J.F. "Pop" McKale	A.L. Slonaker	4-1	2-0		381	65	
1921	J.F. "Pop" McKale	Walt Wofford	4-2	3-0		418	30	
1922	J.F. "Pop" McKale	John Hobbs	5-3	1-0		109	53	Christmas Classic
1923	J.F. "Pop" McKale	Marvin Clark	3-3	2-0		146	127	
1924	J.F. "Pop" McKale	Kirke LaShelle	2-4	0-0		40	93	
1925	J.F. "Pop" McKale	Charles Gilliland	3-3-1	0-0		77	88	
1926	J.F. "Pop" McKale	Bob Crouch	4-1-1	1-0		143	59	
1927	J.F. "Pop" McKale	Martin Gentry	3-2-1	1-0		165	59	
1928	J.F. "Pop" McKale	Ted Diebold	5-1-2	0-0		152	110	
1929	J.F. "Pop" McKale	Wendell Acuff	7-1	0-0		182	22	
1930	J.F. "Pop" McKale	Waldo Dicus, Bill Hargis	6-1-1	0-0		122	33	

### Border Conference

Year	Coach	Captain(s)	Overall		Finish	PF	PA	Bowl
			W-L-T	W-L-T				
1931	Fred A. Enke	Horace Collier	3-5-1	1-1-1	2nd	72	149	
1932	A.W. "Gus" Farwick	Bill Davies	4-5	3-2	2nd	82	106	
1933	G.A. "Tex" Oliver	Clarence Sample	5-3	3-2	3rd	113	35	
1934	G.A. "Tex" Oliver	Bud Robinson	7-2-1	2-1-1	3rd	138	54	
1935	G.A. "Tex" Oliver	Charles Cochran	7-2	4-0	1st	218	45	
1936	G.A. "Tex" Oliver	None	5-2-3	3-0-1	1st	190	54	
1937	G.A. "Tex" Oliver	None	8-2	3-1	3rd	194	88	
1938	Orian M. Landreth	George Ahee	3-6	0-3	5th	75	146	
1939	Miles W. Casteel	Tom Hargis	6-4	1-2	4th	109	113	
1940	Miles W. Casteel	John Black	7-2	3-1	2nd	204	83	
1941	Miles W. Casteel	Emil Banjavcic	7-3	5-0	1st-T	253	146	
1942	Miles W. Casteel	Murl McCain	6-4	4-2	4th	189	139	
1943	No Team Fielded (WWII)							
1944	No Team Fielded (WWII)							
1945	Miles W. Casteel	Boyd Morse	5-0	No Conf. Play		163	12	
1946	Miles W. Casteel	Virgil Marsh	4-4-2	2-2-1	4th	218	136	
1947	Miles W. Casteel	Fred Knez	5-4-1	3-2	4th	233	241	
1948	Miles W. Casteel	Art Converse, Harry Varner	6-5	3-2	3rd-T	167	246	Salad Bowl
1949	Robert E. Winslow	Max Spilsbury, Roy Rivenburg	2-7-1	2-4	6th	118	298	
1950	Robert E. Winslow	Eddie Wolgast	4-6	2-4	6th	214	257	
1951	Robert E. Winslow	Bill Glazier, Jim Donarski	6-5	4-3	4th	246	270	
1952	Warren Woodson	Jim Donarski, Dick Christiansen	6-4	3-2	3rd	285	155	
1953	Warren Woodson	Buddy Lewis	4-5-1	3-1	4th	234	161	
1954	Warren Woodson	Buddy Lewis, Glen Bowers	7-3	3-2	4th	385	215	
1955	Warren Woodson	Bill Codd, Paul Hatcher	5-4-1	1-2-1	5th	184	169	
1956	Warren Woodson	Paul Hatcher, Art Luppino	4-6	1-3	5th	180	182	
1957	Edward A. Doherty	Allen Polley, Jack Davis	1-8-1	0-4	6th	125	297	
1958	Edward A. Doherty	Ralph Hunsaker	3-7	2-1	DNQ	83	276	
1959	Jim LaRue	Gary Cropper, Jim Geist	4-6	1-2	DNQ	118	211	
1960	Jim LaRue	Tony Matz	7-3	3-0	DNQ	233	152	
1961	Jim LaRue	Bob Garis, Eddie Wilson	8-1-1	(Independent)		288	131	

\*No varsity games played. Number in parenthesis represents prep games played. #Played season as an independent; DNQ-Did not play enough games to qualify for conference championship.



# Annual Coaching Records, Captains & Results

## Arizona Year-by-Year Coaching Records

### Western Athletic Conference (WAC)

Year	Coach	Captain(s)	Overall		Conference		PF	PA	Bowl
			W-L-T	W-L-T	Finish	PA			
1962	Jim LaRue	Ken Cook, Howard Breinig	5-5	2-2	2nd	134	171		
1963	Jim LaRue	Ted Christy, Gerald Zeman	5-5	2-2	2nd	136	165		
1964	Jim LaRue	John Briscoe, Larry Fairholm	6-3-1	3-1	1st-T	147	76		
1965	Jim LaRue	Tom Malloy, Woody King, Jim Pazerski	3-7	1-4	6th	77	172		
1966	Jim LaRue	Woody King, Roger Calderwood	3-7	1-4	5th	192	250		
1967	Darrell Mudra	John Jones, Bill Nemeth, James Scott	3-6-1	1-4	5th	162	231		
1968	Darrell Mudra	Tom Nelson, Mike Moody	8-3	5-1	2nd-T	186	149	SunBowl	
1969	Robert W. Weber	Charles Duke, Dick Crossman	3-7	3-3	5th	210	276		
1970	Robert W. Weber	John Eggold, Willie Lewis, Bill McKinley	4-6	2-4	5th	168	213		
1971	Robert W. Weber	Mark Arneson, Charlie McKee	5-6	3-3	3rd	191	232		
1972	Robert W. Weber	Game captains only	4-7	4-3	4th	226	271		
1973	James C. Young	Ransom Terrell, Mark Neal, James O'Connor	8-3	6-1	1st-T	295	219		
1974	James C. Young	Rex Naumetz	9-2	6-1	2nd	264	174		
1975	James C. Young	Bruce Hill	9-2	5-2	2nd	330	169		
1976	James C. Young	Obra Erby	5-6	3-4	5th-T	283	273		
1977	Tony Mason	Jon Abbott	5-7	3-4	5th-T	256	250		

### Pacific-10 Conference (Pac-10)

Year	Coach	Captain(s)	Overall		Conference		PF	PA	Bowl
			W-L-T	W-L-T	Finish	PA			
1978	Tony Mason	Neil Orr, Corky Ingraham	5-6	3-4	6th-T	245	205		
1979	Tony Mason	Jim Krohn, Cleveland Crosby	6-5-1	4-3	3rd-T	244	243	Fiesta Bowl	
1980	Larry Smith	Hubie Oliver	5-6	3-4	6th-T	215	275		
1981	Larry Smith	Bob Gareeb	6-5	4-4	6th-T	253	205		
1982	Larry Smith	Al Gross	6-4-1	4-3-1	5th	311	219		
1983	Larry Smith	Chris Brewer, Ricky Hunley	7-3-1	4-3-1	5th	353	118		
1984	Larry Smith	LaMonte Hunley	7-4	5-2	3rd-T	272	192		
1985	Larry Smith	Allan Durden	8-3-1	5-2	2nd-T	252	146	Sun Bowl	
1986	Larry Smith	Byron Evans	9-3	5-3	4th-T	352	204	Aloha Bowl	
1987	Dick Tomey	Chuck Cecil, Randy Kindred, Kevin McKinney, Charles Webb	4-4-3	2-3-3	7th	263	220		
1988	Dick Tomey	James DeBow, Brad Henke, Joe Tofflemire, Bret Holley	7-4	5-3	3rd-T	179	171		
1989	Dick Tomey	Kevin Singleton	8-4	5-3	2nd-T	248	178	Copper Bowl	
1990	Dick Tomey	Gary Coston, Kevin Singleton, Darryll Lewis, Rick Warren	7-5	5-4	5th	267	311	Eagle Aloha Bowl	
1991	Dick Tomey	John Fina, Craig Gilbert, Bobby Roland	4-7	3-5	6th-T	248	361		
1992	Dick Tomey	George Malauulu, Ty Parten, Richard Maddox, Heath Bray	6-5-1	4-3-1	5th	232	118	John Hancock Bowl	
1993	Dick Tomey	Billy Johnson, Jey Phillips, Brant Boyer	10-2	6-2	1st-T	294	161	Fiesta Bowl	
1994	Dick Tomey	Warner Smith, Sean Harris, Ontiwaun Carter, Steve McLaughlin	8-4	6-2	2nd-T	278	190	Freedom Bowl	
1995	Dick Tomey	Tedy Bruschi, Brandon Sanders, Dan White	6-5	4-4	5th-T	207	199		
1996	Dick Tomey	Joe Salave'a, Armon Williams, Richard Dice	5-6	3-5	5th-T	310	280		
1997	Dick Tomey	Rusty James, Jimmy Sprotte, Rodney Williams	7-5	4-4	5th-T	317	285	Insight.com Bowl	
1998	Dick Tomey	Kelvin Eafon, Barrett Baker, Chris McAlister	12-1	7-1	2nd	439	236	Holiday Bowl	
1999	Dick Tomey	Marcus Bell, DaShon Polk, Keith Smith	6-6	3-5	6th-T	339	364		
2000	Dick Tomey	Adrian Koch, Joe Tafoya, Ortege Jenkins	5-6	3-5	5th-T	254	237		
2001	John Mackovic	Steven Grace, Brandon Nash, Anthony Thomas	5-6	2-6	8th	320	377		
2002	John Mackovic	Lance Briggs, Makoa Freitas, Jason Johnson, Bobby Wade, Jarvie Worcester	4-8	1-7	9th	227	310		
2003	Mackovic/Mike Hankwitz	Reggie Sampay, Clay Hardt, Gary Love	2-10	1-7	10th	181	429		
2004	Mike Stoops	Mike Bell, Darrell Brooks, Carlos Williams, Andre Torrey, Keoki Fraser, Steve Fleming	3-8	2-6	8th	164	275		
2005	Mike Stoops	Mike Bell, Darrell Brooks, Gilbert Harris, Kili Lefotu	3-8	2-6	8th	252	290		
2006	Mike Stoops	Antoine Cason, Syndric Steptoe, Spencer Larsen, Michael Johnson	6-6	4-5	5th-T	199	235		
2007	Mike Stoops	Antoine Cason, Spencer Larsen, Eben Britton, Willie Tuitama, Anthony Johnson	5-7	4-5	6th-T	336	322		
2008	Mike Stoops	Eben Britton, Nate Ness, Ronnie Palmer, Mike Thomas, Willie Tuitama	8-5	5-4	5th	476	277	Las Vegas Bowl	
2009	Mike Stoops	Cam Nelson, Earl Mitchell, Terrell Turner, Colin Baxter	8-5	6-4	2nd-T	356	311	Holiday Bowl	
2010	Mike Stoops	Colin Baxter, Nick Foles, Lolomana Mikaele, Brooks Reed	7-6	4-5	5th	367	295	Alamo Bowl	
2011	Stoops/Tim Kish	Keola Antolin, Nick Foles, Robert Golden, Paul Vasallo, Trevin Wade	4-8	2-7	5th-T South	369	425		

### Pac-12 Conference

Year	Coach	Captain(s)	Overall		Conference		PF	PA	Bowl
			W-L-T	W-L-T	Finish	PA			
2012	Rich Rodriguez	Trace Biskin, Kyle Quinn, Matt Scott, Jake Fischer	8-5	4-5	4th South	496	459	New Mexico Bowl	
2013	Rich Rodriguez	Jake Fischer, Terrence Miller, Sione Tuihalamaka	8-5	4-5	4th South	435	315	Independence Bowl	
2014	Rich Rodriguez	Steven Gurrola, Austin Hill, Dan Pettinato, Jared Tevis	10-4	7-2	1st South	483	395	Fiesta Bowl	
2015	Rich Rodriguez	Cayman Bundage, Reggie Gilbert, Will Parks, Casey Skowron	7-6	3-6	5th South	486	465	New Mexico Bowl	
2016	Rich Rodriguez	Sani Fuimaono, Josh Kern, Samajie Grant, Nate Phillips	3-9	1-8	6th South	297	460		