



2017 MINNESOTA VIKINGS TEAM GUIDE

# MINNESOTA VIKINGS



2017 TEAM GUIDE



U.S. BANK STADIUM | HOME OF SUPER BOWL LII



OFFICIAL HOME OF THE

**MINNESOTA  
VIKINGS**



**VIKINGS**   
**FOX 9 GAMEDAY**

LIVE

SUNDAYS | 10AM

**VIKINGS**  
GAMEPLAN 

SATURDAYS | 11PM FOX 9



**BEYOND**  
THE GRIDIRON

FRIDAYS | 10PM FOX 9+  
SUNDAYS | 11PM FOX 9

 **VIKINGS**  
CONNECTED

FRIDAYS | 10:30PM FOX 9+

**VIKINGS**  
**HUDDLE**

SATURDAYS | 9AM FOX 9



## MINNESOTA VIKINGS MISSION STATEMENT

The Minnesota Vikings are proud, honorable leaders, both on the field and in the community. We are innovators who are neither afraid to lead nor content to settle. We're tough, relentless and unwavering in the face of adversity, and we always welcome new Norsemen into our crew.

The Vikings have a legion of united fans at our back, a crew that spans the entire globe and with whom we engage and connect year-round. We are actively entrenched within the very fabric of Minnesota, and as leaders in our community, we embrace our social responsibility to enact purposeful change.

### MINNESOTA VIKINGS AT A GLANCE

Founded .....	January 28, 1960
First Season.....	1961
Team Facility .....	Winter Park
.....	9520 Viking Drive, Eden Prairie, MN 55344
Stadium.....	U.S. Bank Stadium, Minneapolis, MN
Capacity.....	66,860
Playing Surface.....	UBU Sports Speed Series S5-M
Super Bowl Appearances.....	Super Bowl IV, VIII, IX, XI
Division Championships (19).....	1968, 1969, 1970, 1971, 1973, 1974, 1975, 1976, 1977, 1978, 1980, .....1989, 1992, 1994, 1998, 2000, 2008, 2009, 2015
Playoff Appearances (28) .....	1968, 1969, 1970, 1971, 1973, 1974, 1975, 1976, 1977, 1978, .....1980, 1982, 1987, 1988, 1989, 1992, 1993, 1994, 1996, 1997, 1998, 1999, 2000, 2004, 2008, 2009, 2012, 2015
All-Time Record (regular season & playoffs) .....	476-415-10

# 2017 MINNESOTA VIKINGS

## OFFICIAL TEAM GUIDE

### Kickoff 2017

U.S. Bank Stadium.....	2-9
Vikings Foundation, Vikings Women .....	10
Vikings Community Relations .....	11-14
Vikings Youth Football.....	15

### Executives

Zygi Wilf .....	18
Mark Wilf, Leonard Wilf.....	19-20
Ownership Partners .....	21
Rick Spielman .....	22
Kevin Warren .....	23
Vikings Executive Vice Presidents .....	24-27

### Coaching Staff

Head Coach Mike Zimmer.....	30-32
Assistant Coaches and Staff .....	33-53

### Vikings Staff

Staff .....	56-76
Minnesota Vikings Cheerleaders .....	77
Staff Directory .....	78-79

### Players

Players .....	82-195
Rookies .....	198-206
Free Agents.....	207-210
Vikings Roster.....	211

### 2016 Season Review

Regular Season Statistics.....	214
Regular Season Defensive Statistics .....	215
Participation Chart.....	216
Game-By-Game Starters.....	217
The Last Time .....	218
2016 NFL Standings.....	219

### Records

Attendance Records .....	222
All-Time Leaders .....	223-230
Individual Records .....	231-237
Rookie Records .....	238-239
Vikings Big Days Rushing/ Passing/Receiving .....	240-241
All-Time Scoring.....	242-244
All-Time Starting QB.....	245
All-Time Passing/Receiving/Rushing.....	246-249
Team Records .....	250-253
Touchdowns by Season.....	254
Final NFL Offensive/Defensive Rankings.....	255
Opening Day Results/Highs.....	256

### Playoff Records

All-Time Playoff Leaders.....	258
Big Days/Playoffs .....	258
Individual Playoff Records.....	259
Team Playoff Records.....	260

### History

Vikings Lore .....	263-266
Vikings Coaching History .....	267-268
Results: Year-by-Year.....	269-275
Vikings All-Time Records .....	276
Overtime Games .....	276
Primetime/Thanksgiving Games.....	277-278
Series Standings .....	279-281
Vikings Alumni .....	282-285
Vikings All-Time Drafts.....	286-290
Pro Football Hall of Fame.....	291-292
Vikings Ring of Honor .....	293-296
Retired Jersey Numbers .....	296
All-Time Players/Week/Month.....	297-299
Vikings All-Time Honors .....	300
Pro Bowl Honorees.....	301
Korey Stringer Good Guy Award.....	302
Ed Block Courage Award .....	302
Year-by-Year .....	303-304
Super Bowl Results.....	305
Homes of the Vikings .....	306

### Extra Points

2017 Vikings Training Camp .....	308
Vikings Radio Network .....	309
Vikings Media Policy .....	310
NFL Teams of the Decades .....	311
2017 NFL Schedule.....	312-313
Gjallarhorn Sounders .....	314-315
Vikings Schedule.....	318

**The Minnesota Vikings 2017 Official Team Guide** is a production of the Minnesota Vikings Public Relations Department. Cover and inside page design by Erin Swartz, Alicia Dreyer and Taylar Jacobson. Printing and layout by Bolger Vision Beyond Print, Minneapolis, MN. Design and Technical Support - Bill Doll, Laura Smith, Monica Smith and the Bolger staff. Inside photography by Steve Smith, Rick Kolodziej, Brad Madson, Steve Lucas, Andy Kenutis and Zach Tarrant. Editors - Sam Newton and Tom West. Editorial Assistants - Bob Hagan, Jeff Anderson, Jon Ekstrom, Walt Scher, Chuck Whitlock, Lindsey Young, Craig Peters, Eric Smith, Mike Wobschall and Keith Grinde.

# U.S. BANK STADIUM OPENS WITH SUCCESSFUL FIRST YEAR



Following more than a dozen years of discussion at the State Capitol and four years of design and construction, the Vikings and the Minnesota Sports Facilities Authority officially opened U.S. Bank Stadium on July 22, 2016, marking the completion of the largest construction project in state history and the celebration of a true public-private partnership that has helped reshape the East Town neighborhood in Minneapolis.

The stadium, from design to completion, was built with three key principles in mind -- developing an unprecedented design, establishing a true public-private partnership and guaranteeing a best-in-class fan experience.

**Unprecedented Design** – Featuring the only ethylene-tetrafluoroethylene (ETFE) roof on a sports facility in the United States and the world's largest pivoting glass doors, U.S. Bank Stadium exemplifies an unprecedented design. The 60% transparent roof combined with nearly 200,000 square feet of glass throughout the building provides a true indoor-outdoor experience, giving fans the best of both worlds. The use of ETFE is now being replicated around the country (Atlanta, Los Angeles, Las Vegas), changing the game for sports facilities in the United States. With its slanted roof to shed snow, the authentic design also responds to the climate like a true Nordic structure.

**Public-Private Partnership** – U.S. Bank Stadium serves as a prime example of a public-private partnership that has helped reshape a community. The team/private contribution of \$609 million, a \$132 million increase from the original \$477 million commitment, covered 55% of the total \$1.1 billion cost of the publicly-owned, multi-use stadium. More than 300 Minnesota businesses contributed to the design and construction of the stadium with approximately 90% of the construction dollars going back to Minnesotans. The stadium has spurred more than \$1 billion in surrounding development in Minneapolis' East Town neighborhood, and more than 500 non-Vikings events and community programs were held within the first year.

**Best-in-Class Fan Experience** – The Vikings consistent focus has been on creating an unforgettable stadium experience for all fans. U.S. Bank Stadium boasts the closest seats and suites in the NFL amid a variety of seating options, including six clubs, four group cabins and two membership bars. Two of the NFL's highest-quality and best-positioned LED video boards flank both end zones, and the stadium has 2,000 televisions. A robust art collection, an interactive Vikings Voyage fan space and 1,300 Wi-Fi access points are just a few of the overall fan amenities. The stadium is also the first to open with LED sports lighting, allowing for color temperature adjustment and providing natural and more uniform light.

## Stadium Site:

- \* East Town - Minneapolis, MN.
- \* Accessible from I-35W and Hwy I-94.
- \* Light Rail Transit station steps from the west doors.
- \* 33 acres.
- \* Access points to city and stadium on all four sides.
- \* Three-acre plaza connecting to downtown Minneapolis.
- \* Two-block city park programmable for Vikings game day activities.
- \* Skyway connection to city's sophisticated skyway system.

## Stadium Exterior:

- \* Bold, iconic design unique to Minnesota.
- \* Fixed roof with largest span of transparent ethylene tetrafluoroethylene (ETFE) in country.
- \* Lightest and most efficient roof structure in nation.
- \* Five of the largest pivoting glass doors in the world that open to the fan plaza.
- \* Zinc metal panels, glass and glazed curtain wall along with nearly 200,000 square feet of glass and glazed curtain walls, as well as zinc metal panels, make up the façade.

## Stadium Interior:

- \* 66,860 seats, expandable to 70,000 for Super Bowl LII.
- \* 131 suites and 9,000 club seats, including field-level suites.
- \* Closest seats and suites to the game action in any NFL stadium, just 41 and 25 feet from the sidelines, respectively.
- \* Seven levels connected by stairs, ramp, 33 escalators and 11 elevators.
- \* Two concourses with 360-degree circulation and six views into the bowl.
- \* Highest quality HD video boards located in east and west end zones, totaling 12,560 square feet.
- \* 2,000 HD televisions located throughout the stadium.
- \* Large public gathering spaces inside and outside of stadium.
- \* Transparent, open structure connecting fans to outdoors in climate-controlled environment.
- \* Concourses twice as wide as Metrodome/Mall of America Field, 50 feet wide in some areas.
- \* More than twice as many restrooms.
- \* Enhanced concessions, including food from world-renowned chefs, including Minnesota resident Andrew Zimmern.
- \* Accessibility for people with disabilities.
- \* Ample space for pre-game events/activities.
- \* Interactive Vikings Voyage fan experience and team store.

## U.S. BANK STADIUM FEATURES UNIQUE DESIGN

Evoking images of ice floes colliding on frozen lakes or the jagged geology that once defined nearby St. Anthony Falls, the authentic design of U.S. Bank Stadium responds to the climate rather than works against it. While the ability to shed snow was of the utmost importance, the stadium's sharp angles and expansive amounts of glass also continue the Minneapolis-St. Paul community's trend toward progressive and modern expression.

The architects behind the design are Dallas-based HKS, who also designed Lucas Oil Stadium, home of the Indianapolis Colts, and AT&T Stadium, home of the Dallas Cowboys. Together with the Vikings and the Minnesota Sports Facilities Authority, HKS focused on three critical points: showcasing local and team heritage through state-of-the-art technology and amenities, creating an outdoor experience with protection from the Minnesota elements, and providing fans with an intimate connection to the team.

Rather than pursue a retractable roof, the design team developed a solution that gives fans the best of both worlds with the only ETFE (ethylene-tetra-fluoro-ethylene) roof on a sports facility in the United States. Comprising more than 240,000 square feet, or 60% of the roof, the transparent ETFE is designed to let light in like glass but is lighter, more economical and self-cleaning.

Adding to the outdoor feel is the 200,000 square feet of glass throughout the building, including the stadium's entire west wall. Within the 27 stories of glass are five of the world's largest doors ranging from 75 to 95 feet high and each measuring 55 feet wide. With the ability to pivot open in less than 10 minutes, the doors contribute to the overall outdoor environment by creating natural air flow.



U.S. Bank Stadium also features a strong connection to downtown Minneapolis. The stadium is integrated into the city's complex skyway system, allowing fans to access the stadium's northwest corner via the enclosed, climate-controlled walkways from nearly any point in the downtown core. A light rail station directly outside the stadium's west side serves as the connecting point for the City's Green Line and Blue Line, and a 30-foot wide pedestrian walkway extends from the light rail platform over the tracks directly to Medtronic Plaza, allowing large groups of fans to move safely to the stadium. Those connections and the stadium's urban location were major factors in the state securing Super Bowl LII in 2018 and the 2019 NCAA Final Four even prior to the building's opening.

## MYSTIC LAKE'S CLUB PURPLE HIGHLIGHTS CLUB SEATING

The most dynamic club at U.S. Bank Stadium, Mystic Lake's Club Purple offers not only some of the best seats in the house, but also serves as a fantasy football player's dream. Located in the northwest corner of the stadium, the club features an outdoor balcony on the exterior of the stadium that includes a firepit and showcases an incredible view of The Commons park and the downtown Minneapolis skyline. On the inside of the club, lounge couches, loge boxes and club seats allow fans to stay on top of the action. During breaks in the game action, fans sitting in Club Purple can receive updates on fantasy football stats and scores from around the NFL from hosts located in the space. Club Purple includes all-inclusive food and beverage options from an open display kitchen where they can witness "celebrity chef"-style cooking. There are five other club areas throughout the stadium in addition to six different suite options for fans.

**Hyundai Club** - Boasting 2,800 seats, the Hyundai Club is situated between the 30-yard lines on the stadium's north side. Included in the Hyundai Club are the closest seats from the sidelines in the NFL, just 41 feet away from the game action. Aside from being on top of the action, fans can enjoy 25 high-definition televisions.

**Delta Sky360 Club** - Located on the field level directly next to the Vikings locker room, fans sitting in the Delta Sky360 Club will have an up-close-and-personal experience with Vikings players before and after games as they have exclusive access to the Vikings tunnel. Located between the 20-yard lines on the stadium's south side, fans watch the game in an energetic setting behind the Vikings bench that includes access to a field-level patio.

**Medtronic Club** - Perched in the upper half of the lower concourse, the Medtronic Club offers fans incredible views of the field as it's located between the 30-yard lines. The Medtronic Club is the most exclusive of the six club areas at U.S. Bank Stadium with only 1,100 seats.

**Buffalo Wild Wings Club and FMP Club** - Located across from each other on the stadium's north and south sides, the Buffalo Wild Wings Club and FMP Club feature state-of-the-art media that provide the image of fire and ice. The nearly 3,000 seats between the two club spaces gives fans incredible views of the entire building.

**Suites** - The six suite areas that fans can choose from include Turf, Loft, Touchdown, Norseman, Valhalla and Norseman Lounge.



## U.S. BANK STADIUM READY TO HOST WORLD'S TOP GAME

U.S. Bank Stadium will be on full display in February 2018 when the NFL brings the sport's main event to Minnesota. The Super Bowl is annually the most watched television event in the world with Super Bowl LI have an average viewership of 111.3 million.

After being selected as one of three finalists to host Super Bowl LII In February 2018, the Minnesota Super Bowl Bid Committee delivered a successful presentation to all 32 NFL owners during the NFL's Spring League Meetings in Atlanta and was awarded the game on May 20, 2014. Centered on the theme, "Built for the Bold," the presentation highlighted the new, iconic and bold stadium as a centerpiece and included the many bold moves Minnesotans have made in creating a destination that is ready to host the world's biggest game.

"We are thrilled to bring the Super Bowl back to Minnesota," said Richard Davis, chief executive officer of U.S. Bank and bid committee co-chair. "We succeeded in making the best case to the NFL owners by pointing out the many strengths our region offers – a tremendous entertainment and hospitality industry, 17 Fortune 500 companies, great airports and strong connectivity with both our light rail and skyway systems, and perhaps most important, a new, iconic stadium that will be among the best in the country."

"We appreciate the collaborative effort from Minnesota's business and community leadership in putting together this winning bid," said Vikings Owner/President Mark Wilf. "It was evident to me and my brother Zygi that NFL owners were extremely impressed with everything Minnesota has to offer, and we have no doubt they will be even more excited with what the community will deliver in February 2018."

Following the Super Bowl handoff in Houston on February 6, 2017, the Minnesota Super Bowl Host Committee kicked off their "52 Weeks of Giving Campaign," providing 52 Legacy grants that will be awarded to communities and organizations across the state, that are committed to building a healthier and more active future for Minnesota's children.

In addition to Super Bowl LII, the NCAA awarded the new stadium the 2019 Men's Final Four on November 14, 2015. This will mark the third time that the NCAA Final Four has taken place in the state of Minnesota with the Hubert H. Humphrey Metrodome hosting the event in 1992 and 2001.

The first sporting event at U.S. Bank Stadium, an international soccer match held on August 3, featured Italian power AC Milan against Premier League's Chelsea FC in the International Champions Cup. U.S. Bank Stadium will also serve as the host for the X Games in the summer of 2017 and 2018.



FEBRUARY 4, 2018

## VIKINGS EMPHASIZE STADIUM TECHNOLOGY

In order to ensure the best possible game day experience for every fan who walks through the doors of U.S. Bank Stadium, the Vikings placed an emphasis on building a wealth of technological innovations, including a mobile app that seamlessly integrates team and stadium content and makes the stadium technology easily accessible and user friendly.

"Technology was considered from the start to be a key part of the stadium design," said Vikings Vice President of Corporate and Technology Partnerships John Penhollow. "Our core premise was to make technology relevant and useful for our passionate fan base, as well as for our football and game day operations groups. We wanted to build a system that would be flexible enough to accommodate constantly changing technology for years to come."

The core of the unmatched technology begins with the local area network created and built by CenturyLink that connects the stadium's key infrastructure. The stadium also features a neutral host distributed antenna system built by Verizon, which allows all fans regardless of their carrier to have cellular access.

### **New Vikings Mobile App Brings Stadium Technology Into The Palm of Your Hand**

To help elevate the new technology at U.S. Bank Stadium, the Vikings looked to VenueNext to develop a new mobile app that brings the stadium technology directly into fans' hands.

Designed to take fans from their home to the stadium and back, the app gives fans the ability to find their seats, as well as restrooms and concessions through turn-by-turn navigation when connected to stadium Wi-Fi. Nearly 2,000 beacons installed throughout the stadium enhance the app's wayfinding features, while the digital ticketing feature allows easier access into the building as well as complete control of tickets from anywhere. In addition to in-game Vikings content, the app connects fans with the rest of the NFL for fantasy football tracking, real-time stats and scores from other games.

Making the app unique compared to other venues is the combination of team content and stadium utility features, eliminating the need to toggle between apps. In year one, the team explored express pick-up, as well as in-seat ordering, from the stadium app in select areas of the stadium with the eventual goal of expanding those services to all fans.

In addition to cell service, fans can easily connect to the stadium's Wi-Fi system with 1,300 access points distributed throughout the stadium. Designed and installed by CenturyLink and AmpThink, the Wi-Fi system includes access points built into the handrails of the lower bowl seating sections to allow for enhanced connectivity for fans sitting close to the field.

Vikings fans stay connected to the action with content distributed to 2,000 high-definition televisions located throughout the stadium, including 16 video walls. With a full state-of-the-art 4k production room, U.S. Bank Stadium features 4k technology that brings sharp images to all video boards and televisions, making U.S. Bank Stadium the first NFL facility to implement a full 4k, IP-based video production system.

Two video boards located just above the main concourse anchor the east and west end zones and are purposely situated closer to the field than most stadiums to allow fans to see replays and in-game entertainment by simply shifting their eyes. Totalling more than 12,500 square feet combined, the new boards immediately stand out to fans. At 8,160 square feet, the west video board is the 10th largest in the NFL and 13 times larger than its predecessor at the Metrodome, while on the opposite end of the field, the east end zone board measures 50 feet high by 88 feet wide.

## LEGACY SHIP WELCOMES FANS TO U.S. BANK STADIUM

Even before fans step inside U.S. Bank Stadium, there is no mistaking which NFL team plays in the building, thanks to a dramatic 160-foot long Legacy Ship that sits as a cornerstone of the three-acre Medtronic Plaza on the stadium's west side.

Inspired by legendary Viking longboats, the Legacy Ship is composed of contemporary metals, stone, concrete and wood and includes landscaping and theatrical lighting. The ship's figurehead is an abstract dragon that stands 43 feet above the ground.

The highlight feature of the Legacy Ship is a 2,000-square foot curved LED video board serving as the ship's sail and the stadium's marquee. Measuring 40 feet tall by 50 feet wide, the mast's curved shape emulates a strong wind pushing the ship forward. The ship also includes seating and stainless steel railings, along with a timeline exhibit of historical Vikings moments. Eight shields featured on the hull and measuring five feet in diameter recognize U.S. Bank Stadium's Founding Partners.

Making the Legacy Ship even more unique is the incorporation of thousands of commemorative fan bricks that occupy approximately 3,500 square feet of the ship's deck. Established in 2014, the Legacy Brick program allowed Vikings fans a chance to etch their name in history with a personalized paver, and helped fund the construction of the stadium plaza and features. The more than 16,000 fans who purchased one of three designs also received a replica brick and a map displaying the location of their paver on the plaza.

"The Legacy Bricks were a perfect opportunity to recognize the passionate fans who have supported this team for more than 50 years," said Vikings Owner/President Mark Wilf.

Complementing the Legacy Ship and further emphasizing the Vikings tradition on Medtronic Plaza is The Horn, an aesthetically striking sculpture consisting of two gold and purple flowing ribbons that intertwine to resemble the Gjallarhorn sounded prior to Vikings games. Privately funded by Medtronic and located just 85 feet from the world's largest pivoting glass doors, the sculpture is more than 100 feet long, 25 feet high and 30 feet wide and weighs over 38 tons. The Horn is constructed of structural tube steel and plate steel framing, and painted metal panels; the inside surfaces of both ribbons are polished and seamless stainless steel mirrors. Embedded LED lighting ensures the sculpture remains visible at night.



## LOCAL ARTWORK ON DISPLAY IN U.S. BANK STADIUM

To honor and celebrate Minnesota's talented artists and craftsmen within U.S. Bank Stadium, the Vikings commissioned nearly 40 local artists to contribute to an extensive art collection throughout the building. Funded privately by the Vikings and the Wilf family, the collection inside U.S. Bank Stadium includes 350 pieces of original work and 250 oversized photographs that reflect Vikings history and Minnesota culture.

"The team is always focused on ways to celebrate the community and our fans," said Vikings Owner/Chairman Zygi Wilf. "Soliciting and funding this collection of art from Minnesotans is another way to connect with the community in a very unique way that not only Vikings fans, but all stadium users, can enjoy. The partnership also continues the theme of utilizing Minnesotans throughout the design and construction of U.S. Bank Stadium."

Three prominent Vikings alumni – Matt Blair, Carl Eller and Jim Marshall – along with Hall of Fame Head Coach Bud Grant, contributed to the art collection.

Known as an avid photographer during and after his playing days, Blair's behind-the-scenes access and keen photographic eye led to his capturing a rare glimpse of Vikings history. His photos provide fans with a unique and poignant view into one man's



career and the team for which he played. Eller's ceramic bowl sculpture representing Minnesota lakes and molded to give the effect of water and motion, pay homage to the Land of 10,000 Lakes, while Marshall's recreation of the "Silver Eagle," which he consistently drew on his playing gear during his 17-year Vikings career, brings fans back to the time he dominated Vikings opponents.

Along with photographs and sculptures, two wall murals span the north and south concourses of U.S. Bank Stadium. Minnesota artist Greg Gossel's pop-inspired mural on the stadium's south side represents the rich and storied history of the Vikings franchise. Titled "The Vikings are Coming!" the piece measures 17 feet tall by 85 feet high and incorporates vintage ticket stubs, game programs and other team artifacts.

The selection process of U.S. Bank Stadium's art collection began in January 2015 when nearly 1,100 artists submitted their portfolios and previous works. California-based Sports & the Arts assisted in the curation and placement process.



## U.S. BANK STADIUM BY THE NUMBERS

- 1.75 million** Total square footage of the footprint of the building. U.S. Bank Stadium is twice the size of the Metrodome that once stood on the same spot.
- 5** World's largest pivoting doors on the stadium's west side, ranging in size from 95 to 75 feet high and 55 feet wide.
- 200,000** Square footage of glass used throughout the stadium, including the large glass wall on the stadium's west side that gives fans an excellent view of the downtown Minneapolis skyline.
- 240,000** Square footage of ETFE, the durable transparent material that makes up 60% of the stadium's roof.
- 66,860** Stadium's seating capacity for events and Vikings home games. The stadium can accommodate up to 70,000 people for larger events.
- 12,560** Combined square footage of east and west video boards. At 8,160 square feet, the west video board is 13 times larger than its predecessor.
- 2,000** High-definition televisions are spread throughout the stadium, ensuring viewing capabilities for fans at all times.
- 1,300** Wi-Fi access points scattered within the stadium. "Clam shell" access points are located within the hand rails of stadium sections connecting all fans even in the seating bowl.
- \$1.1 billion** Total cost of U.S. Bank Stadium. The Vikings contributed \$609 million -- including more than \$132 million in additional funding from the original team/private \$477 million commitment. The State of Minnesota and City of Minneapolis combined to contribute \$498 million to the project.
- 41** Feet from the sidelines to the closest seats in the house, bringing fans closer to the action than any other NFL stadium.
- 30** Months of construction from start to finish. Ground was broken on the new building on December 3, 2013, and the keys to the building were delivered from Minnesota-based Mortenson Construction on June 17, 2016, six weeks ahead of schedule.
- 272** Feet to the tallest point of the building. Standing nearly 30 stories tall, U.S. Bank Stadium peaks at the stadium's west prow.
- \$1 billion** Development in no less than 20 projects announced in the area surrounding U.S. Bank Stadium generated since the stadium project was announced.
- 1,500** Workers on site at the peak of the construction process. Nearly 8,000 construction workers contributed to the construction of U.S. Bank Stadium.
- 350** Pieces of commissioned artwork on display inside U.S. Bank Stadium, including two large murals on the north and south walls of the main concourse. In addition, 250 framed photographs are hung throughout the building.
- 40** Artists from the state of Minnesota commissioned to be a part of the stadium's high-quality art collection. Included in the collection are three former players -- Matt Blair, Carl Eller and Jim Marshall -- and legendary head coach Bud Grant.
- 300** Minnesota-based companies involved in the construction of U.S. Bank Stadium, led by construction manager Mortenson Construction. Approximately 90% of the companies that had a hand in building the new stadium were Minnesota-based.
- 33** Escalators were located throughout the building, connecting fans to the seven levels of the stadium. In comparison, the Metrodome had zero escalators.
- 11** Elevators allowing fans to seamlessly transition between the seven levels of U.S. Bank Stadium.



# U.S. BANK STADIUM TIMELINE

- May 10, 2012** Following years of discussion at the state capitol, the Minnesota State Legislature approved the bill for the Minnesota Vikings new stadium located in downtown Minneapolis. The public-private partnership that was agreed to was made official just days later when Gov. Mark Dayton signed the bill.
- May 13, 2013** Almost one year exactly after the stadium bill passed at the capitol, the Minnesota Sports Facilities Authority (MSFA), the Minnesota Vikings and HKS Sports & Entertainment Group together unveiled the design of the State's new multi-purpose stadium that featured the country's largest ETFE roof and the world's largest pivoting glass doors.
- Dec. 3, 2013** The Minnesota Sports Facilities Authority (MSFA) and the Minnesota Vikings, in partnership with Mortenson Construction and project associate Thor Construction, broke ground on the 66,860 seat, 1.7 million square-foot facility. In total approximately 9 million work hours and 8,000 workers contributed to the project during the 30-month construction process.
- May 20, 2014** More than two years prior to the opening of U.S. Bank Stadium, the downtown Minneapolis facility was awarded Super Bowl LII. The game will mark the second time the Super Bowl will be played in Minnesota (January 26, 1992). The Super Bowl is annually the most watched television program in the world.
- Sept. 17, 2015** After 21 months of construction, Mortenson Construction, the Minnesota Sports Facilities Authority (MSFA), and the Minnesota Vikings celebrated the "topping out" of U.S. Bank Stadium. More than 11,000 tons of steel help make up the U.S. Bank Stadium roof, including the 989 foot-long, 1,700-ton ridge truss, which stands 214 feet above the playing field.
- July 22, 2016** Gov. Mark Dayton and Vikings Owner/President Mark Wilf officially opened U.S. Bank Stadium with a ceremonial ribbon cutting inside the downtown facility. After 30 months of construction, the Minnesota Vikings and their fans now had their new home. More than 150,000 fans visited U.S. Bank Stadium during its opening weekend.
- August 3, 2016** The first major event was held inside U.S. Bank Stadium with an international soccer match. Chelsea FC defeated AC Milan 3-1 in front of 64,101 fans during the International Champions Cup match.
- August 28, 2016** The Vikings played their first game in their new home during a Sunday afternoon preseason contest against the San Diego Chargers broadcast nationally on FOX.
- Sept. 18, 2016** The Minnesota Vikings defeated NFC North rival Green Bay 17-14 in front of 66,813 in the first regular season game at U.S. Bank Stadium.



# TCO PERFORMANCE CENTER SET TO OPEN IN 2018

TWIN CITIES ORTHOPEDICS PERFORMANCE CENTER BY THE NUMBERS



## TWIN CITIES ORTHOPEDICS PERFORMANCE CENTER SET TO OPEN IN 2018

WINTER PARK	FACT	TCO PERFORMANCE
1981	Year Opened	2018
14 months	Construction time	18 months
138,000 square feet	Total Square Feet	277,000 square feet
50,000 square feet	Office Space	184,000 square feet
88,000 square feet	Field House Area	93,000 square feet
73 feet	Field House Height	98 feet
14.5 acres	Campus Area	40 acres
2	Outdoor Grass Fields	4
Yes (added in 1991)	Indoor Practice Facility	Yes
No	Outdoor Stadium	Yes (6,500 capacity)
90 lockers	Locker Room	95 lockers
4,300 square feet		6,500 square feet
5,800 square feet	Weight Room	6,100 square feet
No	Cardio Mezzanine	Yes (1,500 square feet)
1,800 square feet	Training Room	6,700 square feet
8	Treatment / Training Tables	16
470 square feet	Hydrotherapy Center	1,919 square feet
1	Treadmill Pool	1



## TCO PERFORMANCE CENTER TIMELINE

### June 21, 2016 – Eagan City Council Approves Plans for Headquarters and Practice Facility

The Eagan City Council unanimously approved the Minnesota Vikings plan to move the team headquarters and training facility to a 200-acre site located off I-494 at the intersection of Dodd Road and Vikings Parkway.

### August 2, 2016 – Groundbreaking

The Vikings, along with partners Twin Cities Orthopedics (TCO), the City of Eagan, Crawford Architects and Kraus-Anderson Construction Company, broke ground on the Twin Cities Orthopedics Performance Center and TCO Stadium.

### December 22, 2016 – Crews Begin Steel Installation

The team's future home began to take shape above ground as the first steel was installed at the TCO Performance Center.

### January 2017 – Walls Constructed at TCO Performance Center

With just over a year before the anticipated move-in date, the team's new headquarters began to form as walls were installed.

### May 10, 2017 – Final Structural Steel Installed

Construction crews hoisted the final piece of steel into position. More than 3,500 tons of steel were used in the project, including 2,200 tons for the indoor practice facility alone.

### March 1, 2018 – Anticipated Move-in Date

Just weeks after U.S. Bank Stadium and the Twin Cities host Super Bowl LII, the Vikings will officially open the doors to its new practice facility and headquarters, the Twin Cities Orthopedics Performance Center.



## TCO PERFORMANCE CENTER FACTS AND FIGURES

- Located near I-494 at the intersection of Dodd Road and Vikings Parkway in Eagan, Minnesota.
- Five outdoor practice fields (including TCO Stadium) – four grass, one synthetic – and outdoor training areas, including a sand pit and inclined surfaces.
- Indoor practice facility with a 100-yard synthetic surface field and full-clear height for kicking.
- Significantly larger locker room, weight room, equipment room and training facilities, including cardiovascular and specialized speed rooms and hydrotherapy and post-workout recovery rooms.
- State-of-the-art team auditoriums, player position meeting rooms and virtual reality simulator.
- An 88,000 square-foot, full-service orthopedics center.
- TCO Stadium, an outdoor football stadium with an anticipated capacity of 6,000 (expandable to 10,000), for youth, high school and amateur athletics and other community events.
- Sprawling 40-acre campus serving as the Minnesota Vikings headquarters and practice facility within a 200-acre mixed-use development for residential, retail, restaurant spaces as well as a hotel and conference center spaces expected to transpire over the next 10-15 years.
- Approximately 16 miles from U.S. Bank Stadium (downtown Minneapolis), 10 miles from downtown St. Paul and 6 miles from the MSP Airport.

# MINNESOTA VIKINGS FOUNDATION

The Minnesota Vikings and the Wilf ownership group are proud to announce the new Minnesota Vikings Foundation. For nearly 40 years, Vikings philanthropic work has raised more than \$11 million dollars to positively impact our community. This new endeavor will build on the team's legacy of community engagement. The Minnesota Vikings Foundation will unite the North to advance the well-being of future generations through health and education. We will engage our players, staff, and fans as a part of these efforts and invite all of you to join us as we forge ahead together.



## MINNESOTA VIKINGS FOUNDATION

FORGE AHEAD TOGETHER

### MINNESOTA VIKINGS WOMEN'S INITIATIVES

A core value of the Minnesota Vikings is to positively impact women within the community and throughout the organization. Women are an integral part of the Vikings success, both as fans and inside our organization, and we value their contributions and support. We will continue to empower and engage Vikings Women in a way that deepens their connection with the team and honors their respective roles within the Vikings Organization. **Connect Impact Empower**



As part of the continued effort to create a family-friendly environment, the Vikings partnered with Mamava to install lactation suites for breast-feeding mothers at U.S. Bank Stadium and the Vikings offices. To raise awareness and support for Domestic Violence Awareness Month, the Vikings Women along with Matter, a Minnesota non-profit organization, loaded approximately \$400,000 worth of donated items for distribution to 10 Minnesota women's shelters. Another initiative in spring 2017 was the Empower Leadership Academy for girls hosted at Winter Park, joining with Empower founder and Gophers women's basketball coach Pam Borton. The Academy involved a day of activities and conversations with the goal of developing young female leaders and promoting healthy, active lifestyles for the next generation.

# VIKINGS IN THE COMMUNITY

## THE MINNESOTA VIKINGS "ON THE FIELD AND IN THE COMMUNITY - YOUR SPECIAL TEAM"

The Minnesota Vikings are more than a football team. The coaches, players, alumni and staff are your neighbors. Their wives or husbands may be your co-workers. Their children attend school with your children. The Vikings are a part of our community. Many schools, hospital charities and civic groups have been impacted by player involvement, staff participation and family volunteerism. The Vikings organization is your neighbor too, as a corporate citizen actively involved in policy and service to Minnesota.

### VIKINGS IN THE COMMUNITY

**CLOCKWISE:** Vikings WR Adam Thielen joined teammates to celebrate the holidays with the Salvation Army's Harbor Light center, bringing a Christmas meal to those in need. The Vikings have been long-time partners of the program and their visits are always anticipated...Xavier Rhodes has become a community all-star for the Vikings and has been active with causes helping children and disadvantaged families. From his shopping spree events to hospital visits, Xavier has shown he's just as good at giving as he is taking the ball away from opposing offenses...Anthony Barr launched the Raise the Barr Foundation to honor his mother, Lori, and give back to single mothers who are trying to balance continuing their educations, work and raise a family...A fan favorite and a special cause, the Vikings Toys for Tots drive is a chance to get up close and personal with fans and with the support of KFAN radio and the Marine Corps, spreading holiday cheer is the top priority.





### VIKINGS IN THE COMMUNITY

**CLOCKWISE:** Vikings players, coaches and staff took part in a team tradition at the 12th Annual Playground Build in spring 2017, this time helping Cedar Park Elementary in Apple Valley with a brand new facility that will entertain students and the community for decades to come...Recognizing courage and toughness, the Vikings have regularly hosted the Crucial Catch Luncheon to recognize breast cancer survivors and their caregivers. Vikings CB Marcus Sherels has joined the luncheon in recent years to show his support...Helping never tasted as good as it does at the annual Taste of the Vikings, a fundraiser to fight childhood hunger and benefit the Second Harvest Heartland food shelf. The event features Vikings players serving food samples from some of Minnesota's favorite restaurants, all to help deliver more than 3 million meals to those in need.





### VIKINGS IN THE COMMUNITY

**CLOCKWISE:** The Vikings are committed to giving young people safe and fun places to play. In partnership with U.S. Bank, the Places to Play grants provide funds to communities to invest in spaces for young people. U.S. Bank is collaborating with the Vikings on the Places to Play program, a \$1 million, 3-year investment across the state of Minnesota...The Mike Zimmer Foundation hosted a free youth football camp at Winter Park and welcomed nearly 300 youngsters to learn skills and focus on goal setting and motivation. The Zimmer Foundation is in its 2nd year and dedicated to education and health for young people...Eric Kendricks and his brother, Mychal, are unique brothers that have each excelled in the NFL. The duo joined forces to donate a \$20,000 check to The Sheridan Story for its weekend food programs that operate at more than 140 schools across the Twin Cities. The money was raised in part by fans pledged money for each Vikings sack.



KICKOFF

EXECUTIVES

COACHES

STAFF

PLAYERS

ROOKIES

2016 SEASON

RECORDS

PLAYOFF RECORDS

HISTORY

EXTRA POINTS





### VIKINGS IN THE COMMUNITY

**CLOCKWISE:** Engaging fans and teaching the great game of football was a priority at the 2017 Vikings Women's Pro Camp at Winter Park. Campers learned about the business of the game from General Manager Rick Spielman, talked football with the first female coach in the NFL, Dr. Jen Welter, warmed up like the pros, ran drills and learn the Xs and Os with coaching from Vikings defensive backs coach Jerry Gray...Coach Zimmer and the players use their Saturday morning walk-through practice as another chance to connect with special groups. Chad Greenway and Sam Bradford welcomed Native American students from the Twin Cities to Winter Park for a behind-the-scenes look at the final stages of preparing for a game in December 2016...Kyle Rudolph has taken on a big role with the University of Minnesota's Masonic Children's Hospital and hosts Halloween and holiday parties for the patients and their families. Rudolph launched his Kyle Rudolph End Zone project at the hospital that will give patients a place for activity, community and quiet- all key to successful recovery.



# VIKINGS YOUTH FOOTBALL

The Vikings Youth Football mission statement is to grow, support and promote youth football through fair play, health/safety and academics. Innovative programs reach youngsters through the High School Player Development 7-on-7 Tournament, Youth Football Camps, USA Football Coaching School, equipment and field grants, the Vikings All-State Football Team, Minnesota Mr. Football, the High School Coach of the Week Program and the High School Coach of the Year. The Vikings are on the forefront of the USA Football Heads Up camps that teach youth players, parents and coaches the proper technique to make football safe and fun.



## MINNESOTA VIKINGS HIGH SCHOOL COACH OF THE WEEK:

The Minnesota Vikings and Minnesota High School Football Coaches team up to select the "Vikings High School Coach of the Week" program. The coaches were selected based on their outstanding leadership both on and off the field. Eden Prairie High School coach Mike Grant was chosen from a pool of coaches nationwide in 2013 to win the Don Shula NFL High School Coach of the Year, an award he was presented by Roger Goodell during Super Bowl XLVIII festivities in New York.



**CLOCKWISE:** The Vikings welcomed ESPN personality Jon Gruden to the Winter Park field house during the 2016 season when he was broadcasting the Monday Night Football game vs. NY Giants on October 3. Gruden is passionate about the future of high school and youth football and helps donate to the cause in local communities...The annual Turkey Bowl recognizes the top youth football teams in the area and the teams had the chance to play at U.S. Bank Stadium in 2016...Youth camps and outreach are a top priority for the Vikings. They give young players the chance to learn skills and safety that make the game more enjoyable.





**TWIN CITIES  
ORTHOPEDICS**

**OFFICIAL SPORTS  
MEDICINE PROVIDER**



**NEW LOCATION  
COMING TO EAGAN SPRING '18**

**TCOmn.com**

**EXECUTIVES**



## ZYGI WILF

OWNER/CHAIRMAN

Zygi Wilf enters his 13th season as an owner of the Minnesota Vikings in 2017. The Wilf family has transformed the organization since the onset of purchasing the club in 2005. Zygi and his brother Mark's continued focus has been on creating a world class organization that can consistently win and sustain success while providing the best fan engagement experiences in the NFL and making a positive impact on the Minneapolis/St. Paul community and the State of Minnesota.

The 2016 season marked the beginning of a new era for the Vikings with the opening of U.S. Bank Stadium. As the largest construction project in state history, the new stadium employed nearly 8,000 construction workers and already has had a significant economic impact on the region, sparking nearly 20 development projects and serving as a multi-use facility capable of hosting more events than any stadium in the country. Under Zygi's stewardship, the franchise delivered a historic public-private partnership to build the multi-use stadium that will serve as the centerpiece of an economic development package for the state and region and a transformation of East Town. Since passing legislation in 2012 that included a \$477 million team/private contribution, the Wilfs have since guaranteed an additional \$125 million toward the project as they remain committed to investing in the state's economy and dedicated to providing a world-class showcase for Minnesota's sporting future.

Another of their most compelling achievements came on the heels of the December 2013 new stadium ground breaking, as Minnesota defeated New Orleans and Indianapolis in a bid to bring Super Bowl LII to the new stadium in February 2018. Wilf served as Honorary Co-Chair of the Minnesota Super Bowl Bid Committee and led a determined campaign focusing on conversations with NFL Commissioner Roger Goodell and other NFL owners and creating terrific collaboration with Minneapolis business and civic leaders in their efforts. The result was Minnesota being named host of Super Bowl LII on February 4, 2018, over the other finalists - New Orleans and Indianapolis. Minnesota will host the event for the second time, the previous being Super Bowl XXVI on January 26, 1992, and Wilf continues to serve as Honorary Co-Chair of the Minnesota Super Bowl Host Committee.

The team has continued to pave a path critical to their core values, enhancing their already strong reputation as an NFL leader in community relations activities. Zygi and the Vikings fully embrace what the Vikings mean to the fabric of the Minneapolis/St. Paul region and are heavily involved in business and civic endeavors and have a particular dedication to children's health issues. In February 2015, Zygi and his brother Mark donated \$5 million to the University of Minnesota to create the Wilf Family Center. The Center, designed to be the intellectual center of children's health care in the Midwest, will have an impact extending far beyond the region's borders.

In addition, Mark and Zygi and the Wilf Family Foundation have provided significant grants and donations to numerous charitable causes throughout the state of Minnesota and have also made a positive impact through their donations around the world.

Zygi and Mark lead an ownership group that closely mirrors the structure by which they have led their business ventures with Garden Homes Development, a nationwide leader in retail, commercial and private residential development. Joining Zygi in the Vikings venture are his brother, Mark, cousin, Leonard, son, Jonathan, and nephew, Jeffrey, along with associates from outside the family.

The journey for Wilf from avid New York Giants fan sitting in the bleachers of Yankee Stadium in the 1960s to taking over the leadership of one of the NFL's proudest franchises has been marked by bold and well-founded business decisions, commitment to family and employees, and dedication to community. Wilf was recognized in 2013 with the Fritz Pollard Alliance's Tank Younger Award in honor of his commitment to hiring and promoting minority candidates on the football and business side of the Vikings franchise.

Wilf, the son of Joseph and Elizabeth Wilf, emigrated with his parents from Europe to the United States in the early 1950s and settled in New Jersey. He attended nearby Fairleigh Dickinson University, earning a bachelor's degree in economics and later graduated from New York Law School in Manhattan. Wilf, and wife, Audrey, have four children.



Zygi Wilf and the Wilf Ownership Group helped bring U.S. Bank Stadium to the Twin Cities for the 2016 football season and the venue was widely heralded as a groundbreaking use of technology, innovation and design.



## MARK WILF

OWNER/PRESIDENT

Heading into his 13th season of ownership in 2017, Vikings Owner/President Mark Wilf has led a transformation of the Minnesota Vikings organization. Wilf, along with his brother Zygi, oversees the management and strategic planning of every department within the Vikings. Most recently, Wilf led two of the most significant initiatives in the team's history with the completion of U.S. Bank Stadium and the successful bid to bring Super Bowl LII to Minnesota, both creating a significant impact on the community and state.

The Wilfs have dedicated their focus to three primary areas since taking ownership of the Vikings in 2005; building a winning football team and bringing a Championship to Minnesota, providing the best game day experience possible for Vikings fans, and positively impacting the Minneapolis-St. Paul community and the entire state of Minnesota. The Vikings have made strides in all facets, including establishing what will be one of the best game day experiences in the NFL following the construction of a state-of-the-art, multi-use U.S. Bank Stadium in downtown Minneapolis. The stadium, which gained state approval in May 2012, opened in July 2016 and gives Vikings fans one of the most premiere stadiums in the world in which they can continue the proud tradition of an imposing home-field advantage.

As the largest construction project in state history, the new stadium created thousands of jobs and has had a significant economic impact on the region, both during construction and as a multi-use facility capable of hosting more events than any stadium in the country.

Prior to the stadium's opening, the facility has already secured two of the world's marquee sporting events - the Super Bowl and the NCAA Final Four. Wilf served as Honorary Co-Chair of the Minnesota Super Bowl Bid Committee and spearheaded conversations with NFL Commissioner Roger Goodell and other NFL owners which led to Minnesota being named host of Super Bowl LII in February 2018. Minnesota will host the event for only the second time, the previous being Super Bowl XXVI on January 26, 1992. Wilf now serves as Honorary Co-Chair of the Minnesota Super Bowl Host Committee.

Wilf embraces his role as a steward of the franchise and understands that the Vikings have been a valuable part of the fabric of life in the region since 1961. Philanthropy has been ingrained in the Wilf family for generations and Mark and Zygi have brought that same commitment and involvement to Minnesota, with a particular dedication to children's health, most notably with their recent \$5 million donation to the University of Minnesota Masonic Children's Hospital to create the Wilf Family Center. The Center is designed to be the intellectual center of children's health care in the Midwest, with

impact extending far beyond the region's borders.

In addition, Mark and Zygi and the Wilf Family Foundation have provided significant and impactful grants and donations to numerous charitable causes throughout the state of Minnesota. Under the Wilfs, the Vikings have implemented multiple community initiatives, including the Annual Playground Build in a neighborhood of need and the Second Harvest Heartland Summer Lunch Program, which has helped supply more than two million meals to underserved children during the summer months. Mark created the Annual Playground Build and it has become a tremendous Vikings tradition. The Wilfs have actively encouraged every player on the roster to take part in team community service events.

A longtime supporter of the Jewish community, Mark and his family are among the largest financial supporters of Yad Vashem, the Holocaust memorial museum in Israel. Mark has previously served as the National Campaign Chairman for the Jewish Federations of North America (JFNA) and was recently appointed by JFNA to lead a new initiative that addresses the needs of impoverished Holocaust survivors living in the United States.

Throughout their professional lives, the Wilfs have worked tirelessly to treat everyone associated with their businesses as members of the family. That structure has led to national prominence in their business ventures with Garden Homes Development, a nationwide leader in retail, commercial and private residential development, and has been prominent in their ownership of the Vikings.

Mark earned his bachelor's degree from Princeton University, where he served as the radio voice of Princeton Tigers football and basketball. He later graduated from the New York University School of Law before becoming a principal in the family business. Mark currently serves on several boards, including Vanderbilt University, the NYU School of Law and Princeton Varsity Club. He also serves on the NFL's Business Ventures Committee.

Mark and his wife Jane, who is also heavily involved in philanthropic activities, have four children.



Vikings Owner/President Mark Wilf and the Wilf Ownership Group begin their 13th season as stewards of the franchise in 2017 with new facilities for the club marking a new era of Vikings football.



## LEONARD WILF

OWNER/VICE CHAIRMAN

Leonard Wilf joins cousins Zygi and Mark Wilf with the Vikings ownership group as Vice Chairman of the team for the 13th season in 2017. Away from the Vikings, Wilf also serves as President of family-owned Garden Homes Development, a nationwide leader in retail, commercial and private residential development based in New Jersey and New York. Garden Homes celebrated their 60th year of business in 2014.

Wilf earned his bachelor's degree, Cum Laude, from Boston University. Following his undergraduate work, Wilf graduated with a law degree from Georgetown University.

During his tenure at Georgetown, Wilf was editor of the Georgetown Law Review. Wilf went on to receive a Master of Law in Taxation from New York University.

In 2012, Wilf was recognized for his progressive work with charities and named to the board of the NFL Foundation. Active with several professional and civic groups, Wilf is Vice Chairman on the Board of Trustees of NYU and the NYU Law School. Wilf serves as Chairman of the American Society of Yad Vashem, a Board Member of New York Presbyterian Hospital. He is an involved member of the International Council of Shopping Centers, New York Athletic Club, Friars Club and Wilf was appointed a national trustee of The First Tee Program. Wilf is also active in veterans causes, having started Haven

From the Storm, a charity focused on veterans transitioning back to daily life and has produced The Lincoln Awards show which aired on the Public Broadcasting System.

An avid sportsman, Wilf enjoys snowshoeing, golf, and deep sea fishing. His interest in NFL football was developed with his cousins from his youth.

Wilf and his wife, Beth, have four children and are active members of the community through the Metropolitan Museum of Art, Central Park Conservancy and Metropolitan Opera. Wilf was appointed by President Clinton to the U.S. Holocaust Memorial Council in January 1997 and spearheaded the construction of the Metrowest Campus of UJA-Federation in East Hanover, NJ. He and his family reside in New York City.



The Wilf Family Ownership Group enters their 13th season as stewards of the Minnesota Vikings in 2016. Vikings Owner/Vice Chairman Leonard Wilf serves on the board of the NFL Foundation.



## ALAN LANDIS

OWNERSHIP PARTNER

Alan Landis has achieved acclaim in the business world and the philanthropic community through his visionary thinking in each area. As founder and chairman of The Landis Group, he has put his stamp on the land development industry with a pair of landmarks, the Princeton Landmark Carnegie Center and Tower Center Office and Hotel Complex. A graduate of New York University, Landis holds a bachelor's degree in accounting. He is active in causes ranging from the National Prevent Child Abuse organization to the Foundation for Fighting Blindness. Alan and wife, Linda, have a son, Scott, and daughter, Dana. The couple resides in Florida.



## DAVID MANDELBAUM

OWNERSHIP PARTNER

David Mandelbaum has served as General Partner of Interstate Properties since 1968, a trustee of Vornado Realty since 1979 and Director of Alexander's, Inc. since 1995. Mandelbaum has been a member of the law firm Mandelbaum & Mandelbaum, P.A. since 1967 and holds a law degree from Harvard. He earned his undergraduate degree at Princeton University. Mandelbaum and wife, Karen, have been married for more than 50 years. The couple has four sons, Richard, Michael, Jeffrey and Jonathan and resides in Livingston, NJ.



U.S. Bank Stadium has been lauded as a state-of-the-art feat of architecture and function. The stadium will host Super Bowl LII in February 2018, the X Games for several years starting in 2017 and the NCAA Men's Final Four in 2019.

KICKOFF

EXECUTIVES

COACHES

STAFF

PLAYERS

ROOKIES

2016 SEASON

RECORDS

PLAYOFF RECORDS

HISTORY

EXTRA POINTS





## RICK SPIELMAN

GENERAL MANAGER

Rick Spielman enters his 6th season as General Manager of the club and 11th overall with the Vikings in 2017, the 27th season he has worked in the NFL.

Spielman joined the Vikings as Vice President of Player Personnel on May 30, 2006 and directed scouting, free agency and draft preparations for the club before taking on General Manager duties for 2012. Spielman has climbed the ranks of NFL personnel departments with Detroit, Chicago and Miami prior to joining the Vikings. Spielman's tenure with all 3 franchises has been highlighted by drafting impact players throughout the seven rounds and making key trades and free agency acquisitions. Spielman's teams have won 6 divisional titles and advanced to the playoffs 10 times.

The Vikings have drafted players who have made immediate impacts on the club under Spielman's direction. The team has used 12 picks in the 1st round since Spielman joined the club to select Adrian Peterson (2007), Percy Harvin (2009), Christian Ponder (2011), Matt Kalil (2012), Harrison Smith (2012), Sharrif Floyd (2013), Xavier Rhodes (2013), Cordarrelle Patterson (2013), Anthony Barr (2014), Teddy Bridgewater (2014), Trae Waynes (2015) and Laquan Treadwell (2016). Of those drafted from 2007-15, all 11 were starters in their rookie seasons, 7 were All-Rookie selections, 4 were Pro Bowlers as rookies, Peterson and Harvin were each named Associated Press Offensive Rookie of the Year and Patterson was a 1st-Team Associated Press All-Pro. Under Spielman's drafting, a total of 13 Vikings have earned All-Rookie honors, highlighted in 2015 by 3 players earning All-Rookie honors - LB Eric Kendricks (2nd round draft pick), DE Danielle Hunter (3rd round) and WR Stefon Diggs (5th round).

Since Spielman began directing the Vikings drafts and personnel from 2007-16, the Vikings drafted 12 players (Peterson, Rice, Harvin, Rudolph, Walsh, Kalil, Patterson, Griffen, Smith, Barr, Bridgewater, Rhodes), signed 3 as free agents (Brett Favre, Jerome Felton and Linnal Joseph) and acquired 1 in trade (Jared Allen) who have gone on to earn Pro Bowl honors.

In 2016, Rhodes and Joseph each earned their 1st Pro Bowl honors, joining Griffen (2nd), Smith (2nd) Barr (2nd) and Patterson (2nd). Following the preseason injury to Bridgewater that placed him on IR, the Vikings dealt their 1st-round pick in 2017 to Philadelphia for QB Sam Bradford. He went on to set an NFL record with a 71.6% completion rate and set team records for INT % (0.9), completions (395) and posted career-highs in passer rating and fewest games with an INT. The youth of the Vikings performed at a high level with the leading sacker (Hunter, 12.5), reception leader (Diggs, 84) and receiving yards leader (Thielen, 967) all in their 2nd or 3rd seasons.

In 2015, the Vikings took the NFC North title away from 4-time defending champion Green Bay on their home field in the regular season finale, posting an 11-5 mark and hosting a Wild Card playoff game against Seattle. The Division title was the 1st in Minnesota since 2009 and the team got big contributions from the rookie class. Kendricks became the 1st rookie to lead the team in tackles since the inaugural season in 1961 and Diggs became the 1st rookie to lead the team in receptions. Barr, Bridgewater, Griffen, Peterson, and Smith earned Pro Bowl honors in 2015.

The 2014 Vikings had rookie 1st-rounders Barr and Bridgewater both earn Player of the Week accolades and Bridgewater was named the QB of the All-Rookie team by PFWA and voted by fans as the Pepsi Rookie of the Year. Griffen led the team with 12.0 sacks and earned NFC Defensive Player of the Month honors in September. Barr was tabbed as NFC Defensive Player of the Week at Tampa Bay when he returned a FR for a TD on the 1st play of OT for the win. Bridgewater twice earned Pepsi Rookie of the Week, vs. Atlanta in his 1st career start and vs. Carolina.

In 2013, Patterson re-wrote the Vikings and NFL record books and showcased his unique play-making ability. He tied an NFL record for the longest play in league history and notched the longest KO return in NFL history with a 109-yard score vs. Green Bay (10/27/13).

The 2012 Vikings relied heavily on contributions from the rookie class and newly-acquired free agents. Rookie 6th-rounder Blair Walsh kicked his way into the club and NFL record books en route to All-Pro, Pro Bowl and All-Rookie honors, setting an NFL record by hitting 10 FGs of 50+ yards and broke the Vikings rookie scoring record with 141 points. Peterson ran for 2,097 yards to finish 9 yards shy of the NFL single-season record.

In 2008 the Vikings engineered a pre-draft trade to land Allen from Kansas City, who has earned All-Pro and Pro Bowl honors in 2008 and 2009. The club signed Favre as a free agent entering 2009 and the veteran QB directed one of the most exciting seasons in team history and set career-bests in several offensive categories. The 2009 Vikings boasted an NFL-best 10 players who earned Pro Bowl honors.

Spielman began his NFL career as a scout with Detroit in 1990 and worked with the club in college scouting for 5 seasons before adding pro scouting duties in 1995 and '96. He moved to Director of Pro Personnel for the Bears from 1997-99 before joining the Dolphins in 2000 as Vice President of Player Personnel. He was promoted in 2002 to Senior Vice President-Football Operations/Player Personnel and eventually General Manager in 2004. Spielman left the Dolphins during the 2005 off-season and worked with ESPN as an NFL analyst before joining the Vikings. While with Miami for 5 seasons, the team had a winning record 4 times, won the AFC East in 2000 and went to the playoffs in 2000 and 2001 but missed the playoffs in 2002 and 2003 despite 9-7 and 10-6 records respectively.

Spielman got his first taste of NFL personnel analysis as a college scout with Detroit from 1990-94 and added pro scouting responsibilities for his final 2 seasons (1995-96) in the Motor City. The Lions enjoyed one of the finest stretches in franchise history in the early 1990s, winning a pair of NFC Central titles in 1991 and 1993 and the team advanced to the playoffs in 1991, '93, '94 and '95. The 1991 team set a franchise record with a 12-4 regular season mark, hosted and won a playoff game for the first time since 1957 and advanced to the NFC Championship Game against Washington, losing out on the chance to play in Super Bowl XXVI at the Metrodome.

Following Spielman's playing career at Southern Illinois from 1983-86 he was invited to training camp with the San Diego Chargers (1987) and Lions (1988). His younger brother, Chris, was a Pro Bowl LB who played 11 NFL seasons with Detroit (1988-95) and Buffalo (1996-98).

Spielman has a bachelor's degree from Southern Illinois and a master's from Ohio State. He and his wife, Michele, have been active with children's charities. The couple has adopted six children, Juan, Luis, Ronnie, J.D., Omie and Whitney.



## KEVIN WARREN

CHIEF OPERATING OFFICER

Kevin Warren was named Chief Operating Officer of the Minnesota Vikings on February 12, 2015. Warren's extensive experience in all business facets of the organization create the perfect foundation for him to lead the business operations of the organization. Warren will continue to create the vision and strategic efforts for all departments and, along with Mark Wilf and Zygi Wilf, set the strategic vision for the business components of the franchise.

Since being promoted to COO, Warren has continued to play a critical role in all business, financial, legal and operational facets related to U.S. Bank Stadium. Warren has been involved in every aspect of the design, construction, business, legal and operational components of the new stadium. Warren has also played a key role in the design, development and planning of Twin Cities Orthopedics Performance Center, the Vikings future headquarters in Egan, in addition to the ancillary real estate development of Viking Lakes.

Under Warren's vision and leadership, the Vikings restructured the organization, hiring or promoting 9 employees to Vice President, 3 of which are women. The Vikings have directed their focus to creating departmental synergies and collaboration, increasing financial profitability for the franchise, improving communication, developing leadership initiatives, implementing a platform focusing on a positive community impact through the new Minnesota Vikings Foundation, launching a women's initiatives program, creating an elevated fan experience and building a world-class franchise focused on the tenets of hard work, ethics, financial profitability, community service and a "best-in-class" mentality.

Warren enters his 19th NFL season and 13th with the Vikings in 2017. He is the highest-ranking African-American executive working on the business side for a team in the NFL and is the first African-American COO in NFL history. In September of 2013, Warren's reputation and NFL experience were recognized when he was named a member of the NFL Committee on Workplace Diversity (which he continues to serve), which is committed to enhancing and promoting diversity at every level of the NFL. In February of 2017, during Super Bowl LI festivities in Houston, Warren was honored with the Texas Southern University Pioneer Award, recognizing Warren's ground-breaking role as an NFL executive and his commitment to championing diversity.

Prior to joining the Vikings, Warren worked for the international law firm of Greenberg Traurig from 2003-05, playing a critical leadership role with the Wilf Ownership Group deal team during the acquisition of the Minnesota Vikings. Additionally, he spent 2 seasons (2001-03) with the Detroit Lions as Senior Vice President of Business Operations & General Counsel and 4 seasons (1997-2001) with the St. Louis Rams as Vice President of Football Administration, and Vice President of Player Programs and Legal Counsel. Warren was an integral part of the Rams organization when they won Super Bowl XXXIV over the Tennessee Titans in January of 2000.

Warren's first exposure to sports law came after he graduated from Notre Dame Law School. He worked at a law firm with Mike Slive and Mike Glazier specializing in representing universities charged with NCAA violations. Warren also later worked as a sports and entertainment attorney/agent representing various professional athletes, entertainers and broadcasters as the founder of Kevin Warren and Associates.

As a freshman on the University of Pennsylvania basketball team, Warren was a member of the Quakers' Ivy League championship team in 1982. A native of Tempe, AZ, Warren subsequently enrolled at Grand Canyon University in Phoenix, where he earned his undergraduate degree. While at Grand Canyon, he excelled both in the classroom and on the basketball court. Warren scored 1,118 points during his career at Grand Canyon and earned GTE/CoSida Academic All-America honors as a senior along with NAIA Academic All-America honors and NAIA District 7 Basketball Team honors as both a junior and senior. In March 2012, Warren was inducted into the GCU Athletics Hall of Fame, the 16th individual inducted and only the 5th basketball player to earn the prestigious honor in the University's history.

Warren earned his bachelor's in business administration

from GCU in 1986, his MBA from Arizona State University in 1988, and his Juris Doctorate degree from the University of Notre Dame School of Law in 1990. Warren is a licensed attorney with the State Bar of Kansas, Michigan, Minnesota (House Counsel-Rule 10), and the District of Columbia.

Several members of Warren's family have helped fuel his life-long passion for sports, including his father, the late Dr. Morrison Warren, Sr., who played professional football for the Brooklyn Dodgers in 1948 during the era of the All-American Football Conference, before the league was merged with the NFL. The senior Warren would go on to be the first African-American President of a major college bowl game when he was named President of the 1982 Fiesta Bowl Board of Directors and was recently named one of Arizona State University's 50 Greatest Football Players. Warren's oldest brother, Morrison, Jr., was one of the first African-American scholarship athletes at Stanford, playing football for the Cardinal in the early 1960s, before a knee injury cut short his promising athletic career.

Philanthropy is an integral part of Warren's life and he and his wife Greta are active members of the Minneapolis-St. Paul community. In 2012, The Warren family "adopted" Lucy Craft Laney Community School in Minneapolis, which is predominantly African-American and has 98% of its student population coming from under served communities. Over the past 5 years, the family has donated over 3,600 backpack filled with school supplies to Lucy Laney and other Twin Cities elementary schools. The Warrens have also purchased athletic uniforms for the boys and girls basketball teams, school uniforms and donate their time mentoring students.

In 2014, the Warrens created Carolyn's Comforts in conjunction with the University of Minnesota Masonic Children's Hospital and are donating \$1 million to a pediatric emergency care fund, to honor the legacy of his sister Carolyn Elaine Warren-Knox who passed away of brain cancer. Since the inception, over 175 financial grants have been made to families in need. In 2017, the Warren's launched "No Doors Closed", a scholarship program selecting high school students from District 191, who will be first generation college students. Each student was awarded with a 4-year, \$5,000 per year academic scholarship to attend the institution of their choice. Kevin and Greta plan to continue awarding 4 scholarships annually until a total of 16 students are in the program on a perpetual basis.

Warren places a priority on civic leadership and engagement, serving on several charitable boards, in addition to serving on a publicly traded board and has been recognized on a national basis for his leadership in the business and charitable communities. Warren is a prolific speaker and has spoken on various topics to groups locally, nationally and internationally.

Twin Cities Business Journal honored Warren with the Corporate Counsel Award for Private Company-Large in 2015 and in 2016 as a Minority Business Leader. Warren has been recognized four times with the Vikings by the Fritz Pollard Alliance with their Salute to Excellence Award. His professional associations include serving on the Super Bowl LII Host Committee and the Board of Directors of Grand Canyon Education, Inc. (NASDAQ: LOPE). He is a member of the Notre Dame Law School Advisory Council, and serves Of Counsel at the international law firm of Norton Rose Fulbright. Warren previously taught at Notre Dame and currently serves as an adjunct member on the faculty at the University of Miami School of Law. In March 2016, Warren was asked by University of Minnesota President Eric Kaler to serve as a member of the selection committee to hire the Athletic Director for the University. His civic roles include serving on the Boards of the YMCA of the Twin Cities, the Page Education Foundation, University of Minnesota's Medical Foundation, Minneapolis Institute of Art, Meet Minneapolis and Greater MSP. Warren is a Life Member of the Fiesta Bowl Board of Directors.

Warren and his wife, Greta, who holds a bachelor's degree from Kansas State University, have a daughter, Peri, a volleyball student-athlete at Occidental College, and a son, Powers, a football student-athlete at Mississippi State University. The Warren family resides in Edina, MN.



## LESTER BAGLEY

EXECUTIVE VICE PRESIDENT- PUBLIC AFFAIRS

Lester Bagley brings more than three decades of public affairs and communications experience to his role as the Vikings Executive Vice President of Public Affairs. Currently in his 13th year with the Vikings, Bagley oversees the team's public relations, public affairs and community relations.

The Vikings and sports fans throughout the Upper Midwest were witness to a thrilling new chapter in 2016 as state-of-the-art U.S. Bank Stadium opened and ushered in a new era for Vikings football. The striking addition of U.S. Bank Stadium to the Minneapolis skyline has vaulted the community to center stage for marquee events from international soccer and blockbuster concerts, to Super Bowl LII and the 2019 NCAA Final Four. U.S. Bank Stadium delivers an outstanding fan experience with best-in-class amenities and cutting-edge technology that places this facility among the best in the world.

Bagley played a key role in securing legislative and community support for the financing that brought the new stadium to fruition. The \$1.1 billion facility, the largest construction project in Minnesota history, was a product of an incredible team effort within the Vikings and in the community. Bagley led the public discussion and advocacy for the stadium during difficult political and economic conditions to secure the agreement to construct the new stadium. On May 10, 2012, the Minnesota House and Senate passed stadium legislation, and four days later Governor Mark Dayton signed the bill into law. Immediately following, the construction team went to work and paved the way to open U.S. Bank Stadium on July 16, 2017. Bagley also oversaw media coverage and community engagement for the opening of the stadium.

In 2014, Bagley worked with Vikings ownership and management, and Minnesota corporate and civic leaders to create the Super Bowl bid and secure the support of the NFL for Super Bowl LII to be played at U.S. Bank Stadium on February 4, 2018. Bagley currently serves on the Minnesota Super Bowl Host Committee's Executive Board with Richard Davis/U.S. Bank, Doug Baker/Ecolab, Marilyn Carlson Nelson/Carlson, Michael Langley/GreaterMSP, and Maureen Bausch, CEO of the Minnesota Super Bowl Host Committee.

Bagley also serves on the Minnesota Vikings management team and works closely with the Wilf family and ownership group. He is part of the Vikings leadership team that is planning and designing Twin Cities Orthopedics Performance Center, the new Vikings team headquarters in Eagan, MN, that will open on March 1, 2018. The new home for the team will bring the entire organization under one roof and accentuate Vikings ownership's desire to build a first-class atmosphere in pursuit of World Championships.

In addition to leading Vikings communications and external relations, Bagley oversees community relations, youth football and the new Minnesota Vikings Foundation. He serves on the Board and as co-vice chair of the Foundation. The Minnesota Vikings are one of the most active and community-engaged teams in the NFL, a key tenant of the organization.

Before joining the Vikings, Bagley operated Bagley Public Affairs from 1999-2005. The Minneapolis firm specialized in issues management, public relations and public affairs. From 1993-99, Bagley served as associate director and helped lead the Minnesota Business Partnership, the public policy organization comprised of the chief executive officers of 100 of Minnesota's largest companies. He also spent five years working in public affairs and public relations in Washington D.C.

A native of Barron, WI, Bagley began college at the University of Minnesota before graduating from the University of California at Los Angeles (UCLA). He served as a White House intern and studied at the University of Oxford during his undergraduate days.

Bagley currently serves on the Executive Board of the Minnesota Super Bowl Host Committee, and on the boards of Sports Minneapolis, the Public Affairs Council and the Minneapolis Regional Chamber of Commerce. Bagley and his wife Wendy, who is a graduate of the College of St. Catherine, reside in Minneapolis with their sons Michael and Charlie.



The Vikings will embark on another voyage for the 2018 season when the team moves to the Twin Cities Orthopedics Performance Center headquarters in Eagan, MN. The 200-acre parcel will house all Minnesota Vikings football and business operations under one roof. The state-of-the-art facility will replace the current Winter Park facility which was opened in 1981.



## ROB BRZEZINSKI

EXECUTIVE VICE PRESIDENT- FOOTBALL OPERATIONS

Rob Brzezinski enters his 25th season in the NFL and 19th with the Minnesota Vikings in 2017. Brzezinski provides the Vikings broad-based management expertise and the value of being one of the most experienced NFL executives in the modern (post 1992) Collective Bargaining Agreement era.

Brzezinski has been with teams that have finished .500 or better in 17 of his 24 NFL seasons and 11 playoff seasons.

The Vikings benefit from Brzezinski's extensive knowledge and strategic salary cap management and a philosophy that has aided in the retention of core players, the addition of key free agents and the overall talent and depth of the team. Brzezinski's role as lead negotiator on high-profile contracts during his career includes more than 20 first-round draft picks and landmark deals for such players as Randy Moss, Daunte Culpepper, Antoine Winfield, Steve Hutchinson, Kevin Williams, Jared Allen, Brett Favre, Adrian Peterson and Harrison Smith. Brzezinski has negotiated contracts during his career totaling more than \$1 billion.

Brzezinski joined the Vikings in 1999 as Director of Football Administration and was promoted to Vice President of Football Administration in 2001. He was elevated to his current position as Executive Vice President of Football Operations in 2014.

Prior to joining the Vikings, Brzezinski spent 6 seasons (1993-98) with Miami where he rose to Staff Counsel/Salary Cap.

Brzezinski was actively involved in the Vikings 2014 Head Coaching search and works closely with General Manager Rick Spielman and Head Coach Mike Zimmer on all football-related matters and strategic planning. Brzezinski's key responsibilities include salary cap management, negotiation of player contracts, football operations/administration and CBA compliance.

Brzezinski has extensive NFL management experience, has worked as the top football executive, and has experience in managing the business operations of an NFL franchise and,

while in Minnesota, transformed a substantial salary cap deficit into a long-term competitive advantage. Brzezinski has had the privilege of working for some of the most successful and decorated head coaches in NFL history, including Don Shula, Jimmy Johnson and Dennis Green.

In 2004 Brzezinski was invited to participate in the NFL-Stanford Program for Managers at the Stanford Graduate School of Business, an NFL program to promote development of leaders within the League.

In Miami, Brzezinski assisted in managing business affairs, salary cap administration, player contract negotiations, operations and legal affairs. In his tenure, the Dolphins compiled a 55-41 regular-season record and made the playoffs four times.

Brzezinski earned degrees from Nova Southeastern University in Fort Lauderdale, a Juris Doctorate in 1995 and a Bachelor of Science in education in 1992. In addition, Brzezinski is a member of the Florida Bar. Brzezinski and his wife, Leah, who has earned a doctoral degree in education, have 5 children: Ki, Grace, Jae, Anna and Rose. The Brzezinski family, who reside in Edina, founded Arete Academy in 2014, a school in Minnesota dedicated to educating students who are twice exceptional and are active in the community raising awareness for adoption-related causes.



## STEVE LACROIX

EXECUTIVE VICE PRESIDENT & CHIEF MARKETING OFFICER

In his 17th season with the Vikings in 2017, Steve LaCroix serves as the team's Executive Vice President & Chief Marketing Officer, a role in which he oversees all aspects of Vikings-generated revenues and marketing initiatives. He leads the team's Corporate & Technology Partnerships, Ticket Sales & Operations, Partnerships Activation & Special Projects, Corporate Development & Guest Relations, Content & Production and Marketing & Fan Development departments.

LaCroix's sales and marketing team was responsible for ushering in a new era in Vikings football as state-of-the-art U.S. Bank Stadium opened in 2017 to rave reviews. The new Vikings home featured second-to-none amenities, service and game-day experience for Vikings fans and offered the region a groundbreaking sports and entertainment venue that the team and fans both embraced. U.S. Bank Stadium was a finalist for Sports Business Journal's coveted "Sports Facility of the Year" award and World Architecture News' "Sport in Architecture" award along with Stadium Business Awards nominations for "Venue of the Year" and took home "Venue Project of the Year" at the awards program in Dublin, Ireland.

Following the passage of stadium legislation in 2012, LaCroix immediately began a significant role on the Vikings stadium team, assisting with the design and construction process. He is also directing all sales, marketing and revenue-generating initia-

tives for the new facility that opened in 2016, including Naming Rights, Founding Partnerships, technology solutions and brand integration opportunities as well as overseeing multiple new offerings related to season tickets, premium seating, club seats and suites located in the stadium.

As the lead negotiator for Naming Rights, LaCroix and the Vikings joined U.S. Bank to announce a 20-year partnership and introduce "U.S. Bank Stadium" on June 15, 2015. The announcement highlighted a natural partnership between two prominent and storied Minnesota institutions that have extensive histories within the state and long traditions of being significant community advocates for Minnesota. With the goal of securing a prominent, first-class Minnesota-based company, the Vikings targeted and ultimately only engaged with U.S. Bank in this endeavor. The partnership also includes a \$1,000,000 "Places to Play" program, a statewide, grant-making initiative focused on investments in the community facilities that contribute to the quality of life, including parks, playgrounds, trails and athletic facilities.

In 2014, together with Van Wagner Sports & Entertainment, the third party assisting the Vikings in the sales process, LaCroix developed and managed the opening of the New Stadium Preview Center and its adjacent downtown offices. The Preview Center, a 7,500 square-foot interactive space designed to give Vikings fans their first detailed look at the new stadium and the

future game experience, is the largest ever built by an NFL team. Overlooking the stadium site, the Preview Center has hosted over 10,000 visits since its opening. LaCroix and the Vikings continue to explore all avenues to ensure the new stadium provides the premier fan experience for Vikings fans.

In his Minnesota tenure, LaCroix has led a variety of additional new initiatives, including the team's introduction of an enhanced Norseman logo and new uniforms in 2013, the second uniform change under LaCroix's leadership. The club has also brought radio and television broadcast rights in-house and started year-round weekly television and radio programming. The Vikings have had multiple full re-designs of vikings.com and opened Vikings Locker Room official retail stores across the Twin Cities. Fans have been treated to the introduction of Viktor the Viking, the official team mascot, and the Skol Line drum line. Under LaCroix, he Vikings sellout streak reached 144 games at Mall of America Field.

Also included in LaCroix's accomplishments is the launch of the Vikings Entertainment Network (VEN) in 2009. LaCroix helped take VEN to the next level with a first-class production studio at Winter Park, which was unveiled during the 2010 season and plays host to weekly TV and radio shows throughout the year. The studio is the home for Vikings-exclusive content creation for vikings.com.

LaCroix has served on the NFL Club Business Working Group comprised of eight club executives to help shape strategies for implementing league and club initiatives. LaCroix has also served for several years on the Steering Committee of the National Sports Forum, the industry's leading annual conference.

LaCroix's charitable involvement includes working closely with the newly-launched Minnesota Vikings Foundation and he served as Treasurer of the Vikings Children's Fund, which raised and distributed over \$10 million since 1978. LaCroix also

serves on the Minnesota Super Bowl Host Committee Advisory Board and chairs the Oversight Committee, the University of Iowa Marketing Institute Board, the Board of Directors of Allina Health, the Minneapolis Downtown Council Board of Directors, the Board of Directors of Hunger Related Events/Taste of the NFL, a national hunger relief organization and the Minnesota chapter of Positive Coaching Alliance, a national non-profit working to transform the culture of youth sports with a mission to develop "Better Athletes, Better People."

Prior to joining the Vikings, LaCroix worked as the Director of Sponsorship Sales for Pacers Sports and Entertainment in Indianapolis, IN, from 1999-00. His main responsibilities included overseeing the corporate sales efforts for the National Basketball Association's Indiana Pacers, the WNBA's Indiana Fever and other sports and entertainment events held at Consecro Fieldhouse, for which he negotiated the naming rights deal. Consecro Fieldhouse (now renamed Bankers Life Fieldhouse) is widely considered one of the premier venues in the NBA and elevated the Pacers into the top third of the league in local revenue, despite being the NBA's fifth-smallest market. LaCroix's tenure with Pacers Sports & Entertainment began in 1991 as an intern in ticket sales.

LaCroix earned his bachelor's degree at the University of Iowa and his master's at Western Illinois University. Steve and his wife, Sue, who holds her bachelor's degree in nursing from the University of Iowa, have two children - Katie and Alex. The LaCroix family resides in Orono.



## STEVE POPPEN

EXECUTIVE VICE PRESIDENT & CHIEF FINANCIAL OFFICER

Currently in his 19th season with the Vikings in 2017, Steve Poppen serves as the team's Executive Vice President & Chief Financial Officer. In his role, Poppen is responsible for all financial aspects of the team, including business planning, budgeting, day-to-day financial and administrative operations, human resources, facilities, and U.S. Bank Stadium project financing and operations.

Poppen plays a key part in the new Vikings headquarters and training facility that is underway in Eagan following City Council's approval of the project in June 2016. As a project leader on the facility, Poppen is involved daily with financing, design, construction and cooperation with city, county and regional governing bodies to keep the project on track.

For several years Poppen played a lead role in the Vikings attempts to pass new stadium legislation, an exhaustive effort that culminated with Governor Mark Dayton signing the stadium bill into law on May 14, 2012. Since the passage of the stadium legislation, Poppen has continued to serve on the Vikings stadium team, assisting with the design and construction process and helping negotiate the team's use agreement and development agreement, as well as other documents governing the construction and day to day operations of the new publicly-owned facility. Poppen also oversaw the Vikings efforts to finance the over \$600 million team/private commitment to the project. In 2013, he helped secure \$425 million in loans from the NFL and a bank syndicate led by U.S. Bank as part of the team contribution, a significant step forward for the stadium project.

The passage of the stadium bill not only secured the team in Minnesota but also gave Vikings fans a premier venue to watch their team beginning in the 2016 NFL season. Along with Vikings football, the multi-purpose facility has been designed to host national and international events, including NCAA basketball, a Super Bowl and concerts, as well as high school and amateur

sports and other community events. Even before the stadium's doors opened for the first time, Minnesota secured Super Bowl LI in February 2018 and the NCAA Final Four in 2019.

U.S. Bank Stadium dazzled during its inaugural season and quickly became an elite venue and unrivaled experience in the NFL. The design features for which the Vikings fought include the most fan-friendly and most technologically-advanced stadium in the League. It provides an indoor-outdoor experience that is ideal for the Greater Minneapolis/St. Paul market. The progressive architectural design is a signature element on the Minneapolis skyline.

A native of Watertown, SD, Poppen spent eight years as a Certified Public Accountant in the business assurance group of PricewaterhouseCoopers LLP in Kansas City before joining the Vikings. In 2006, Poppen participated in the NFL-Stanford Program for Managers at the Stanford Graduate School of Business, a program developed by the NFL to promote growth of leaders within the League. Poppen helped engineer dramatic renovations to Winter Park during the 2006 offseason that featured a total remake of the locker room and equipment facilities and an upgrade of the athletic training areas.

Poppen received his bachelor's degree in accounting from Evangel University in Springfield, MO, in 1991. Poppen played football at Evangel, an NAIA member of the Heart of America Athletic Conference. Poppen is an active member of his community and either serves or has served on several boards and committees that have missions that are in alignment with his personal values and interests. Poppen served on the board of Minnesota Adult and Teen Challenge, a faith-based drug and alcohol rehabilitation program for Minnesota adults and teens, from 2002-2012. Poppen served on the Minneapolis Downtown Council and Downtown Improvement District Board from 2004 until he retired from the board in 2015. In his final 3 years of

service, he also served on the board's Executive Committee. Poppen also served on the Entertainment Subcommittee of the Downtown 2025 working group of Minneapolis civic and business leaders focused on a progressive future for downtown. Poppen served on the Minnesota State Fair Foundation's Board of Directors from 2008-2016. During his final 8 years on the board, he served as Chair of the Audit Committee. Poppen is currently an Independent Trustee of the M3SIXTY Funds Trust which

is a mutual fund investment trust based in Kansas City, Missouri. In 2017 Poppen joined the Twin Cities Habitat for Humanity Board of Directors and serves on its Finance Committee.

Poppen and his wife, Christy, who holds a bachelor's degree in elementary education from Evangel, have four children - Natalie, Andrew, Nathan and Avery. The Poppen family resides in Chanhassen.



## JONATHAN WILF

EXECUTIVE VICE PRESIDENT - STRATEGIC PLANNING AND BUSINESS INITIATIVES

Jonathan Wilf is in his 12th season as a member of the Vikings ownership group and his 4th as the team's Executive Vice President - Strategic Planning and Business Initiatives. In his vice president position, Wilf serves on the Vikings management team and plays a leadership role in developing revenue-generating initiatives for the organization as well as enhancing and expanding technology applications within the Vikings and at U.S. Bank Stadium. Wilf serves on the new stadium development team and with the planning of the new team headquarters in Eagan.

In addition to his leadership role with the Vikings, Wilf is a partner in Garden Homes, the family-owned, nationwide leader

in retail, commercial and private residential development based in Short Hills, N.J. He holds an engineering degree from the University of Pennsylvania, where he studied computer science, and a J.D. from the Benjamin N. Cardozo School of Law of Yeshiva University. Wilf is actively engaged in philanthropy as a trustee of the Wilf Family Foundations and has a passion for supporting causes that involve children and education. A lifelong sports fan, Wilf enjoys skiing, hiking and golfing. He resides in New Jersey with his wife, Rachel, son, Miles and daughter, Claire.

## IN MEMORY OF DENNIS GREEN

The Vikings lost a member of the football family when former Head Coach Dennis Green passed away on July 21, 2016 at the age of 67. Green was with the Vikings from 1992-2001 and led a team that made 8 playoff appearances in his 10 seasons as head coach. The club advanced to the NFC Championship game in 1998 and 2000, but Green's impact was felt as much off the field as on it during his tenure. Green instituted "Community Tuesday" early in his coaching career with the Vikings and the concept spread NFL-wide as a weekly happening dedicated to giving back to communities that NFL franchises call home.

The club welcomed Green's family - wife, Marie, and children, Patti, Vanessa and Zachary - to the game against Arizona on November 20, 2016 to recognize his contributions to the club and the Twin Cities as well as celebrating his time with the Cardinals where he served as Head Coach from 2004-06. Green was passionate about his players, being involved in the community you live in and helping his assistant coaches continue their careers.

### VIKINGS CAREER WINS

Bud Grant - 158  
Dennis Green - 97

### VIKINGS CONSECUTIVE WINNING SEASONS

Bud Grant - 6 (1973-78)  
Dennis Green - 5 (1996-00)

**"He coached his players hard but he also loved hard. He was a man who loved his family and promoted the value of family time. I learned many life traits from Denny Green and appreciate him as a coach, husband and father. He led by example and was a true asset to our team. I will always remember Denny as a great leader of men. I am deeply saddened by the news. May he rest in peace."**  
Jake Reed - former Vikings WR





OFFICIAL BANK OF THE MINNESOTA VIKINGS

**usbank**

**COACHES**





## MIKE ZIMMER

### HEAD COACH

COACHING EXPERIENCE: 39TH SEASON

NFL EXPERIENCE: 24TH SEASON

VIKINGS EXPERIENCE: 4TH SEASON

Mike Zimmer enters his 4th season as Vikings Head Coach in 2017 with a seasoned defense that climbed to #3 in the NFL in 2016 and an offense of emerging play makers and a QB with NFL-record setting accuracy.

Zimmer was hired as the 9th head coach in Vikings history on Jan. 15, 2014. A veteran defensive coordinator, Zimmer enters his 24th season on an NFL sideline in 2017.

The 2016 Viking battled injuries and adversity throughout the season to finish 8-8 while plugging new talents into the offense, an opportunistic defense with a knack for takeaways (27) and a special teams group posted 3 TDs (2 PR, 1 KOR). The Vikings had 6 players earn Pro Bowl honors- DE Everson Griffen (2nd honor), S Harrison Smith (2nd honor), KR Cordarrelle Patterson (2nd honor), LB Anthony Barr (2nd honor) while DT Linval Joseph and CB Xavier Rhodes earned their 1st berth in the all-star game.

The loss of QB Teddy Bridgewater to injury late in the pre-season led to a trade with Philadelphia to bring in Sam Bradford, who went on to a record-setting season and started the final 15 games. Bradford set the NFL completion percentage record for a season at 71.6%, set a new team mark for completions with 395 and set a new team record for interception percentage at 0.9%, with only 5 INTs in 552 attempts. Bradford developed chemistry with several pass catchers with WR Adam Thielen leading the club with 967 yards in a breakout season. Veteran TE Kyle Rudolph had the best season of his career while setting a new team mark for receptions by a TE with 83 and a new career TDs by a TE mark at 29 while leading the club with 7 receiving TDs. Emerging DE Danielle Hunter led the team in sacks with 12.5 as a situational rusher. Rhodes notched a career-high with 5 INTs on the season to lead the club and the defense scored a total of 4 TDs and a safety on the year while moving to #3 in the NFL rankings for total defense, the highest rank since 1993.

In his 2nd season leading the Vikings in 2015, Zimmer piloted the club to an NFC North title and a Wild Card Playoff berth. The team played clean, smart football down the stretch and won 3 in a row to end the regular season, capturing the division crown at Green Bay and taking the title from the 4-time defending NFC North champs. The Vikings 11-5 mark tied for the 2nd-best record since 2000, gave the Vikings their 1st North crown since 2009, and the club gained valuable playoff experience. Minnesota was the least-penalized team in the NFL with 88 and lowest penalized offense in the NFL, with only 30 on the season.

The 2015 Vikings earned their success with a strong running game and stingy defense. Adrian Peterson led the NFL in rushing for the 3rd time in his career en route to 1st-Team All-Pro and Pro Bowl honors. Bridgewater continued to grow in his role as a playmaker and engineering the offense, improving throughout his 2nd pro season. The Vikings defense ranked 5th in the NFL by allowing only 18.9 points per game.

The Vikings rookies made strong contributions as the club was led in tackles by rookie LB Eric Kendricks and in receiving by WR Stefon Diggs. Rookie DE Danielle Hunter ranked 2nd on the team in sacks, and the team tied a franchise record by having 6 rookies start in a game, at Arizona.

The 2014 Vikings turned to Bridgewater to start 12 games of his rookie season, and he responded with a 6-6 record, going 3-2 in his final 5 starts, and set virtually every franchise record for a rookie QB. Defensively, the 2014 Vikings improved from #31 in total defense to #14 in the NFL with a new lineup. The Vikings #7 ranking in the NFL in passing defense was the highest finish since the 1993 season when the club was #6. The Vikings had a 113-point improvement in offensive points allowed from 2013 to

2014, the biggest improvement in the NFL in that span.

In his NFL tenure, Zimmer has been a part of 12 playoff teams and teams that have won 8 Division titles. He coached the Cowboys DBs when Dallas won Super Bowl XXX over Pittsburgh after the 1995 season. From 2009-13, Zimmer's Bengals defenses ranked in the NFL's top 10 in total defense 4 times, climbing to #3 in 2013. From 2011-13, the Bengals ranked #2 in the NFL with 139 sacks (46.3 per season) and allowed 18.8 points per game, ranking #4 in the NFL in points allowed. The 2013 Bengals posted 20 INTs, the 5th-best mark in the NFL.

Zimmer's arrival in Cincinnati for the 2008 season signaled a franchise turnaround on the defensive side of the ball. The Bengals notched top-10 defensive rankings in 2009, '11, '12 and '13 after only cracking the NFL's top 10 once in 18 seasons prior to Zimmer joining the team. During his tenure, Zimmer coached Geno Atkins as he became one of the top DTs in the NFL, earning consensus All-Pro honors in 2012 and Pro Bowl berths in 2011 and 2012. In 2013, LB Vontaze Burfict continued his rise from an undrafted rookie free agent in 2012 to a Pro Bowler in 2013. Atkins became the 1st Bengals defensive lineman since Tim Krumrie in 1988 to earn a Pro Bowl trip, and Burfict was the 1st Bengals LB to be honored since Jim LeClair in 1976. Over the 2012 and 2013 seasons, the Bengals had 4 different players earn AFC Defensive Player of the Week honors - Michael Johnson, Carlos Dunlap, Atkins and Burfict.

Zimmer led top-10 defenses for Dallas in both a 4-3 and 3-4 scheme. The 2003 Cowboys defense ranked #1 in the NFL with only 253.3 yards per game allowed. During Zimmer's tenure in Dallas as DBs coach (1994-99) and defensive coordinator (2000-06) the team ranked in the top 5 of NFL scoring defense a total of 6 times. The 1995 Cowboys hoisted the Lombardi Trophy in Super Bowl XXX with a win over Pittsburgh, and one of Zimmer's pupils, CB Larry Brown, won the Super Bowl MVP award with a pair of INTs in the game. Brown is 1 of only 3 DBs to earn Super Bowl MVP honors in the history of the game.

Before moving to the NFL ranks, Zimmer spent 15 seasons coaching at the collegiate level. He spent his final 5 seasons in the college ranks as defensive coordinator at Washington State from 1989-93. Zimmer was at Weber State from 1981-88, serving as defensive coordinator from '83-88. He entered the profession at Missouri as an assistant from 1979-80.

Zimmer played QB and later LB at Illinois State, earning a degree in physical education. He has 3 children - son, Adam, and daughters, Corri and Marki. Adam is coaching the Vikings LBs after having spent time with Kansas City, New Orleans and Cincinnati as an assistant LBs and DBs coach. The father and son have each both earned Super Bowl titles with Adam's coming after the 2009 season when the Saints won Super Bowl XLIV over Indianapolis. Coaching is a family tradition with the Zimmers as Mike's father, Bill, earned Illinois Hall of Fame honors as a prep football and wrestling coach. Zimmer played football, baseball and wrestled at Lockport Township High School in suburban Chicago. Both Bill and Mike Zimmer have been inducted into the Lockport Hall of Fame, and Bill is also in the Bradley University (Peoria, IL) and Illinois High School Halls of Fame.

Vikki Zimmer, Mike's wife of 27 years, passed away in Cincinnati on Oct. 8, 2009. The Pro Football Writers of America recognized Zimmer overcoming the tragedy and the Bengals #4 ranked defense playing a key role in winning the AFC North title by voting him the winner of the Halas Award for the season, an annual award presented to the individual in the NFL that overcame the most adversity to succeed.

## GETTING DEFENSIVE

In his tenure as an NFL defensive coordinator and head coach, Mike Zimmer's units have ranked in the NFL's top 10 in yards allowed 8 times and have ranked in the top 10 of points allowed in the NFL 7 times. Zimmer's Dallas unit in 2003 had the NFL's #1-ranked defense in yards. In 3 seasons (2011-13), Zimmer's Bengals ranked in the top of yards and points allowed each season as the team advanced to the playoffs 3 straight times. Prior to Zimmer's arrival in Cincinnati in 2008, the Bengals defense had only cracked the NFL's top 10 during 1 season in the previous 18. In 2016 the Vikings were #3 in total defense, the highest rank since leading the NFL in 1993. Zimmer took over in Minnesota as head coach for the 2014 season, the previous year the club ranked #31 in the NFL in yards allowed and have since ranked #14, #13 and #3.

### ZIMMER'S TOP 10 NFL DEFENSES (YARDS ALLOWED)

Dallas, 2001	#4
Dallas, 2003	#1
Dallas, 2005	#10
Cincinnati, 2009	#4
Cincinnati, 2011	#7
Cincinnati, 2012	#6
Cincinnati, 2013	#3
Minnesota, 2016	#3

### ZIMMER'S TOP 10 NFL DEFENSES (POINTS ALLOWED)

Dallas, 2003	#4
Cincinnati, 2009	#8
Cincinnati, 2011	#9
Cincinnati, 2012	#6
Cincinnati, 2013	#4
Minnesota, 2015	#5
Minnesota, 2016	#5

### ZIMMER'S COACHING CAREER, YEAR-BY-YEAR (\*- HEAD COACH)

Year	Team	Regular Season			
		W	L	T	
1979	Missouri	7	5		Hall of Fame Bowl (W)
1980	Missouri	8	4		Liberty Bowl (L)
1981	Weber State	7	4		
1982	Weber State	4	7		
1983	Weber State	6	5		
1984	Weber State	5	6		
1985	Weber State	6	5		
1986	Weber State	3	8		
1987	Weber State	10	3		NCAA Division I-AA playoffs - 2nd round
1988	Weber State	5	6		
1989	Washington State	6	5		
1990	Washington State	3	8		
1991	Washington State	4	7		
1992	Washington State	9	3		Copper Bowl (W)
1993	Washington State	5	6		
1994	Dallas	12	4		advanced to NFC Championship Game, NFC East Champions
1995	Dallas	12	4		Super Bowl XXX Champions, NFC East Champions
1996	Dallas	10	6		advanced to NFC Divisional Round, NFC East Champions
1997	Dallas	6	10		
1998	Dallas	10	6		advanced to NFC Wild Card Round, NFC East Champions
1999	Dallas	8	8		
2000	Dallas	5	11		
2001	Dallas	5	11		
2002	Dallas	5	11		
2003	Dallas	10	6		advanced to NFC Wild Card Round
2004	Dallas	6	10		
2005	Dallas	9	7		
2006	Dallas	9	7		advanced to NFC Wild Card Round
2007	Atlanta	4	12		
2008	Cincinnati	4	11	1	
2009	Cincinnati	10	6		advanced to AFC Wild Card Round, AFC North Champions
2010	Cincinnati	4	12		
2011	Cincinnati	9	7		advanced to AFC Wild Card Round
2012	Cincinnati	10	6		advanced to AFC Wild Card Round
2013	Cincinnati	11	5		advanced to AFC Wild Card Round, AFC North Champions
2014	Minnesota*	7	9		
2015	Minnesota*	11	5		advanced to NFC Wild Card Round, NFC North Champions
2016	Minnesota*	8	8		

## ZIMMER'S BACKGROUND

### Player

1974-77..... Illinois State // QB/LB

### Coach

1979-80..... Missouri // Assistant  
 1981-82..... Weber State // DBs  
 1983-88..... Weber State // Defensive Coordinator  
 1989-93..... Washington State // Defensive Coordinator  
 1994-99..... Dallas Cowboys // DBs  
 2000-06..... Dallas Cowboys // Defensive Coordinator  
 2007..... Atlanta Falcons // Defensive Coordinator  
 2008-13..... Cincinnati Bengals // Defensive Coordinator  
 2014-..... Minnesota Vikings // Head Coach

## ZIMMER'S TOP PUPILS

During Mike Zimmer's tenure coaching defense in the NFL, he has consistently helped players reach their potential and exceed expectations.

### PRO BOWL DEFENSIVE PLAYERS UNDER ZIMMER

#### Player, Team, Position

#### Pro Bowls

Darren Woodson, Dallas, S .....1994, '95, '96, '97, '98  
 Deion Sanders, Dallas, CB .....1996, '97, '98, '99  
 Dexter Coakley, Dallas, LB .....2001, '03  
 La'Roi Glover, Dallas, DT .....2002, '03, '04, '05  
 Roy Williams, Dallas, S .....2004, '05, '06  
 DeMarcus Ware, Dallas, LB .....1 - 2006  
 Geno Atkins, Cincinnati, DT .....2011, '12  
 Vontaze Burfict, Cincinnati, LB .....2013  
 Anthony Barr, Minnesota, LB .....2015, '16  
 Everson Griffen, Minnesota, DE .....2015, '16  
 Harrison Smith, Minnesota, S .....2015, '16  
 Xavier Rhodes, Minnesota, CB .....2016  
 Linval Joseph, Minnesota, DT .....2016

## CLIMBING THE COACHING LADDER

**2014- Minnesota Vikings**

Mike Zimmer was named the 9th head coach in Vikings history on Jan. 15, 2014. Zimmer rebuilt the Vikings defense, helping the Vikings earn their 1st NFC North Crown since 2009 during the 2015 season. The Vikings finished 11-5 during Zimmer's 2nd season as head coach and hosted a playoff game. Zimmer's defense continued to improve in 2016, finishing #3 in the NFL during an 8-8 campaign.

**2008-13 Cincinnati Bengals**

Zimmer contributed to a Bengals resurgence that helped the team make the playoffs in 4 of his 6 seasons, including three consecutive from 2011-13. The Bengals won the AFC North in 2009 and 2013. The Bengals defense ranked in the NFL's top 10 in 4 of his 6 seasons, topping at #3 in 2013.

**2007 Atlanta Falcons**

In his one season with Atlanta, Zimmer coordinated the Falcons defense and oversaw top individual performances from CB DeAngelo Hall with 5 INTs and DE John Abraham with 10.0 sacks.

**1994-06 Dallas Cowboys**

Serving as secondary coach from 1994-99 and defensive coordinator from 2000-06, Zimmer tutored some of the top defensive players in the NFL and earned a ring in Super Bowl XXX over Pittsburgh. Zimmer coached under Barry Switzer, Dave Campo, Chan Gailey and Bill Parcells, working as coordinator under Gailey and Parcells. In 2003, Zimmer led the Dallas defense to the #1 ranking in the NFL. The Cowboys advanced to the playoffs 7 times in his 13 seasons.

**1989-93 Washington State University**

Zimmer spent 5 seasons directing the defense at Washington State, following Mike Price as he moved to take over the Cougars program. In 1992 the Cougars notched a 9-3 record and won the Copper Bowl over Utah. The bowl game was the 3rd for Washington State since the 1930 season and started a run of 5 bowl berths in 10 years for the school.

**1981-88 Weber State University**

Zimmer joined the Weber State staff under Head Coach Mike Price as a position coach and was promoted to defensive coordinator after 2 seasons. While at Weber, he coached with current Vikings DL coach Andre Patterson. The 1987 squad tied for the Big Sky Conference title and advanced to the 2nd round of the Division I-AA playoffs.

**1979-80 University of Missouri**

Zimmer got his first taste of coaching at Missouri, helping the Tigers to 7-5 and 8-4 marks, respectively, and earning berths in the Hall of Fame Bowl and Liberty Bowl.



# GEORGE EDWARDS

**DEFENSIVE COORDINATOR**  
**COACHING EXPERIENCE: 28TH SEASON**  
**NFL EXPERIENCE: 20TH SEASON**  
**VIKINGS EXPERIENCE: 4TH SEASON**

George Edwards is in his 4th season as Vikings Defensive Coordinator in 2017 coming off a 2016 season that featured a defense that was #3 in the NFL in total defense and sent 5 defenders to the Pro Bowl.

Edwards' stint with the Vikings marks his 3rd as an NFL defensive coordinator after working in Washington (2003) and Buffalo (2010-2011) in the same capacity. The 2017 season is Edwards' 20th season in the NFL and 28th season as a coach, all spent on the defensive side of the ball. In January 2017, Edwards served as head coach of the West team in the Shrine Bowl.

In 2016 the Vikings climbed to #3 in the NFL in total defense, the highest ranking since 1993, and ranked #5 in scoring defense, allowing 18.7 points per game. The club finished with an 8-8 mark. Minnesota ranked tied for 4th in the NFL with 41.0 sacks on the season and tied for 7th in the NFL with 27 takeaways. The defense was led in INTs by CB Xavier Rhodes with 5 and a TD en route to his 1st career Pro Bowl. Joining him in the Pro Bowl were DT Linval Joseph (1st honor), DE Everson Griffen (2nd honor), LB Anthony Barr (2nd honor) and S Harrison Smith (2nd honor).

The team was led with 12.5 sacks in 2016 by 2nd-year DE Danielle Hunter and fellow 2nd-year standout LB Eric Kendricks led the club in tackles for the 2nd time. Rhodes notched a team-high 5 INTs, including setting the team record with a 100-yard INT return TD vs. Arizona. The Vikings defense scored 4 TDs on the season and a safety with INT return scores by Kendricks and Rhodes and FR TDs by Hunter and Griffen while Hunter also had a safety. Kendricks (at Tennessee), Griffen (at Carolina) and Rhodes (vs. Arizona) all earned NFC Defensive Player of the Week honors during the season.

The 2015 Vikings won the NFC North and hosted a Wild Card Playoff game, highlighted by a stingy defense that jumped to #5 in the NFL in points allowed at 18.9 after ranking #11 in 2014. For the 1st time since the inaugural season in 1961, the team was led in tackles by rookie 2nd-round pick Kendricks with 105 stops. The Vikings defense was honored with 3 NFC Defensive Players of the Week - Joseph vs. St. Louis, CB Terence Newman at Oakland and Griffen at Green Bay. Kendricks and Hunter were each named to the PFWA All-Rookie Team.

Inheriting the defense that allowed the most points per game and 2nd-most yards per game in 2013, Edwards helped turn the Vikings defense around in 2014, his 1st season as defensive coordinator. The Vikings had the NFL's most-improved defense in 2014, allowing 7.1 fewer offensive points per game in 2014 than in 2013. Griffen was named the NFC Defensive Player of the Month in October 2014 and Smith led the Vikings defense with 5 interceptions. Edwards played an instrumental role in the development of Barr, a rookie 1st-round pick (#9 overall), was named the NFC Defensive Player of the Week at Tampa Bay after forcing and recovering a fumble in OT and returning it for a TD.

Edwards returned to Miami for his 2nd stint as LBs coach for the 2012 and 2013 seasons. The Dolphins rush defense ranked 13th in the NFL in 2012.

Edwards served as Defensive Coordinator with the Buffalo Bills in 2010 and 2011. While with the Bills, Edwards led a base 3-4 defense; however, the unit was flexible and played out of multiple fronts throughout his tenure. During his time with the Bills, defensive tackle Kyle Williams emerged as a defensive presence and was named to his 1st Pro Bowl after producing career numbers in sacks (5.5) and fumble recoveries (2) in 2010. Also under Edwards' watch in 2010, the Bills' pass defense allowed an average of 192.0 passing yards per game to rank 3rd

in the AFC, while producing 9 fumble recoveries to tie for 4th in the AFC and forcing 12 fumbles to tie for 5th in the AFC.

From 2005-2009, Edwards was the LBs coach for the Miami Dolphins. His first 3 years with Miami were spent tutoring the LBs before focusing on the inside linebackers in 2008. Under Edwards, Zach Thomas was selected to the Pro Bowl following both the 2005 and '06 seasons and was named as the NFL Alumni Linebacker of the Year for the 2006 season.

Edwards spent the 2004 season as the Cleveland Browns LBs coach. Before that, Edwards was with the Washington Redskins for the 2002 and 2003 seasons. In 2003, Edwards was named the defensive coordinator for the 1st time in his career. Following the '03 season, LB LaVar Arrington and CB Champ Bailey were selected to the NFC Pro Bowl squad. In 2002, Edwards served as the Redskins' assistant defensive coordinator/LBs coach, as Arrington accounted for the most productive season of his NFL career with 107 tackles and 11 sacks and earned his 2nd consecutive Pro Bowl berth. In addition, each of the team's starting LBs, which also included Jesse Armstead and Jeremiah Trotter, surpassed the 100-tackle plateau.

Edwards entered the NFL with the Dallas Cowboys and remained there from 1998-2001. Serving as the LBs coach, Edwards worked under Defensive Coordinator Mike Zimmer, who led the Cowboys' defensive attack. Under Edwards' guidance, Dexter Coakley, a 3rd-round draft choice in 1997, was selected to the Pro Bowl twice over the 4-year span (1999, 2001).

Before making the leap to the NFL ranks, Edwards held collegiate assistant posts at Florida (1990-91), Appalachian State (1992-95), Duke (1996) and Georgia (1997). During his lone season at Georgia, Edwards tutored a defensive line which included a pair of freshmen in Richard Seymour and Marcus Stroud, both selected in the 1st round of the 2001 NFL Draft.

A 4-year letterman at Duke University, Edwards was twice named the special teams captain and an honorable mention All-ACC selection at linebacker in 1989.

A native of Siler City, N.C., Edwards and his wife, Jami, have a son, B.J.

## EDWARDS' BACKGROUND

### Player

1986-89.....Duke // LB

### Coach

1990-91 ..... Florida // Assistant  
 1992-95 ..... Appalachian State // Assistant  
 1996 ..... Duke // Assistant  
 1997..... Georgia // Defensive Line  
 1998-01 ..... Dallas Cowboys // Linebackers  
 2002 ..... Washington Redskins // Assistant DC & LBs  
 2003 ..... Washington Redskins // Defensive Coordinator  
 2004 ..... Cleveland Browns // Linebackers  
 2005-09..... Miami Dolphins // Linebackers  
 2010-11 ..... Buffalo Bills // Defensive Coordinator  
 2012-13 ..... Miami Dolphins // Linebackers  
 2014-..... Minnesota Vikings // Defensive Coordinator



## MIKE PRIEFER

**SPECIAL TEAMS COORDINATOR**

**COACHING EXPERIENCE: 24TH SEASON**

**NFL EXPERIENCE: 16TH SEASON**

**VIKINGS EXPERIENCE: 7TH SEASON**

Mike Priefer enters his 7th year with the Vikings organization as the special teams coordinator. The 16-year NFL coaching veteran has held the same title with the Denver Broncos and Kansas City Chiefs in years past.

Priefer's special teams units are known for creating big-play opportunities. Since entering the NFL, Priefer has seen his units account for 26 scores (12 KOR, 9 PR, 3 blocked punts, 1 botched fake FG and 1 safety). He has also seen his squads block 23 kicks (9 punts, 9 FGs, 5 PATs) since 2002. Since Priefer joined the Vikings in 2011, Minnesota leads the NFL for the most special teams TDs with 14 (7 KOR, 5 PR and 2 blocked punts) over that 6-year span.

Since joining the NFL, Priefer has helped David Tyree (ST), Chris Hanson (P), Blair Walsh (K) and Cordarrelle Patterson (RS) earn Pro Bowl nods. Both Walsh and Patterson were named 1st-team All Pro as rookies in 2012 and 2013, respectively. Priefer went to the playoffs with the Giants in 2005 (NFC East Champions), 2006 with Kansas City (Wild Card), 2012 with the Vikings (Wild Card) and 2015 (NFC North Champions). In 2012, Priefer was named Special Teams Coach of the Year as voted on by his NFL counterparts, and his units ranked #1 in the NFL by the acclaimed *Dallas Morning News* special teams rankings.

The 2016 Vikings special teams were highlighted by Shereels continuing to re-write the Vikings record book. He returned his 4th and 5th career punts for TDs in a 3-week span at Carolina and vs. Houston, becoming the 1st Viking to notch 2 PR TDs in a season. Patterson again led the NFL in KO return average and earned his 2nd career Pro Bowl berth while adding his 5th career KOR TD. Priefer was tabbed by Mike Zimmer to handle head coaching duties for the game vs. Dallas (12/1/16) when Zimmer was absent following eye surgery.

In 2015, the Vikings ST special teams units were again among the NFL's best. For the 2nd time in the last 3 years, the Vikings led the NFL in kick return average. Patterson was selected as an All-Pro by the PFWA and Shereels continued to be one of the NFL's best.

In 2014, the Vikings special teams were ranked 10th in the NFL by the annual report by the *Dallas Morning News*. The Vikings punt block unit moved into the NFL record books for becoming just the 5th team in NFL history to block 2 punts and return both for TDs in the same game. It was the 1st time in team history with 2 blocked punt TDs and the 1st blocked punt TD since 1986. Thielen blocked the 1st punt and returned it 30 yards for the TD, becoming only the 4th Viking to block, recover and score in team history and the 1st since 1973. 2 drives later, LB Jasper Brinkley blocked another punt and DE Everson Griffen scooped up the ball and returned it 43 yards for the TD, the longest blocked punt return TD in team history. Thielen won NFC Special Teams Player of the Week honors for his performance.

In 2013, the Vikings showcased the #1 KR man in the NFL, Patterson, and the #2 PR man in Shereels. Patterson was named 1st team All-Pro and selected to the Pro Bowl after his record-breaking season. Patterson was also named NFC Special Teams Player of the Month for September and NFC Special Teams Player of the Week for his Week 8 performance vs. Green Bay. Walsh set the franchise record with his 12th career 50+ yard FG (9/29/13 vs. Pit). His 12 consecutive 50+ yard FGs was also an NFL record.

The 2012 season saw the Vikings special teams units reach new heights. The Vikings punt and kick return coverage units allowed 0 TDs on the season and Walsh made NFL history going 10-10 on FGs of 50+ yards while being selected to his 1st Pro Bowl along with being named 1st-Team All Pro by the AP. Walsh tacked on another NFL record with 3 50+ (50.51,53) FGs in a game (at St. Louis, 12/16/12). Walsh set a Vikings record with 53 touchbacks in 2012 and tied the longest FG in franchise history with a 56 yarder (at Houston, 12/23/12). As a unit, the

Vikings committed the fewest turnovers (0), made the most FGs (35) and allowed the fewest points (0) in the NFL on special teams. The *Dallas Morning News* ranked the Vikings special teams as tops in the NFL.

Priefer could not have asked for a better start to the 2011 season, his 1st in Minnesota. Harvin took the opening kickoff, Week 1 at San Diego, 103 yards for a TD.

In his 1st year as the Broncos special teams coordinator in 2009, Priefer led a unit that placed 3rd in the NFL in average opponent drive start after kickoffs and featured 2 AFC Special Teams Player of the Month winners (K Matt Prater and KR/PR Eddie Royal). Royal became only the 11th player in NFL history to have both a kickoff and punt return for a TD in the same game (at San Diego, 10/19/09).

Before joining the Broncos, Priefer coordinated Kansas City's special teams from 2006-08 following stints as an assistant special teams coach with the NY Giants (2003-05) and Jacksonville (2002).

Serving as the assistant special teams coach with the Giants from 2003-05, Priefer helped WR David Tyree thrive on special teams and helped him earn a trip to the Pro Bowl after the 2005 season.

Priefer entered the NFL coaching ranks with the Jaguars in 2002 as their assistant special teams coach. That season, Hanson earned the 1st Pro Bowl selection of his career.

From 1994-2001, Priefer coached special teams at the collegiate level, working for Navy (1994-96), Youngstown State (1997-98), VMI (1999) and Northern Illinois (2000-01).

Priefer's instruction at Northern Illinois helped WR Justin McCareins earn MAC Special Teams Player of the Year honors in 2000. His 19.1 punt return average was 3rd best in the nation. Along with special teams, Priefer coached DTs during his 2 seasons at NIU.

He spent a season at VMI in 1999, coaching its special teams and inside LBs, after a 2-year stint at Youngstown State under Head Coach Jim Tressel. He worked with the special teams, tackles and tight ends at Youngstown State and was part of its Division I-AA National Championship squad in 1997.

Priefer began his coaching career as a graduate assistant at Navy in 1994, instructing its special teams that season before coaching its LBs and defensive line from 1995-96. He also coached special teams and served as defensive coordinator for Navy's junior varsity team from 1995-96.

A QB and WR on Navy's junior varsity and lightweight teams from 1985-88, Priefer flew helicopters as a Naval officer for 5 years (1989-94) after his graduation. His work included tours of duty on USS America in the Persian Gulf and the Mediterranean Sea.

Priefer earned a bachelor's degree from the US Naval Academy from 1989 and received a master's degree from Maryland in 1997.

Priefer was born in Cleveland and moved frequently as a coach's son, graduating from high school in Green Bay. He is married to Debbie, and the couple has four children: Samantha, Michael Jr., Wilson and Katie.

### PRIEFER'S BACKGROUND

#### Coach

1994-96	..... U.S. Naval Academy // Graduate Assistant
1997-98	..... Youngstown State // Offensive Tackles/TE/ST
1999	..... Virginia Military Institute // Inside LB/ST
2000-01	..... Northern Illinois // Defensive Tackles/ST
2002	..... Jacksonville Jaguars // Asst. Special Teams
2003-05	..... New York Giants // Asst. Special Teams
2006-08	..... Kansas City Chiefs // Special Teams Coordinator
2009-10	..... Denver Broncos // Special Teams Coordinator
2011-	..... Minnesota Vikings // Special Teams Coordinator



# PAT SHURMUR

**OFFENSIVE COORDINATOR**  
**COACHING EXPERIENCE: 30TH SEASON**  
**NFL EXPERIENCE: 19TH SEASON**  
**VIKINGS EXPERIENCE: 2ND SEASON**

Pat Shurmur enters his 19th season of NFL coaching in 2017, taking over as Offensive Coordinator after handling the job for the final 9 games of 2016 on an interim basis. During his NFL coaching career, Shurmur has been a part of teams that have qualified for the playoffs 8 times, won 6 division crowns and Philadelphia played in Super Bowl XXXIX vs. New England to cap the 2004 season.

The 2016 Vikings battled injuries along the offensive line and inserted QB Sam Bradford as the starter in Week 2 after a preseason trade following a season-ending injury to Teddy Bridgewater. The veteran QB was reunited in Minnesota with Shurmur in 2016 after the duo had worked together in St. Louis (2010) and Philadelphia (2015). Bradford broke the NFL single-season completion % mark with his 71.6% effort and set a new Vikings record for completions in a season with 395, interception % (0.9; 5-in-552 att.) and completion % (71.6) in a season. Bradford notched the 4th highest passer rating in Vikings history (99.3) and the highest of his career along with 8 games with a passer rating of 100+ in the season, the most in his career and the 2nd-most by a Vikings QB.

The Vikings offense was ravaged with injuries along the line but found success in the air with TE Kyle Rudolph setting team records by a TE for receptions in a season (83) and career TDs (29). The WR unit was led by breakout performer Adam Thielen, who led the club with 967 yards, and Stefon Diggs led the team with 84 catches and 903 yards. Thielen entered 2016 with 20 career catches for 281 yards with 1 TD and posted 69 for 967 and 5 TDs during the season, highlighted by a 12-catch, 202-yard, 2-TD day at Green Bay, tied for the 3rd-best receiving yardage day in Vikings history.

Prior to his arrival in Minnesota, Shurmur spent the previous 3 seasons as the offensive coordinator of the Philadelphia Eagles, his second stint with the club. He arrived in 2013 when he was hired by then 1st-year head coach Chip Kelly. In their 1st season together, they orchestrated one of the most efficient offenses in the NFL, setting team records in points (442), total net yards (6,676), touchdowns (53), passing yards (4,406) and fewest turnovers (19) en route to an NFC East title. The Eagles also set an NFL record with 99 plays of 20+ yards and became the 1st team since the 1991 Buffalo Bills to lead the league in rushing while ranking last in time of possession.

Widely respected around the league for his craft in developing young QBs, Shurmur guided Nick Foles to a breakout season in 2013, throwing for 27 TDs and only 2 INTs while posting the 3rd-best rating (119.2) and 3rd-lowest interception % (0.63%) in NFL history. Foles also became just the 7th player in league history to throw for 7 TDs during a game against Oakland.

In 2014, Shurmur oversaw an offense that broke an Eagles record by scoring 474 points in 2013. The 2014 Eagles also set team records with 54 TDs, 390 completions, 4,581 gross passing yards, 8 300-yard passing games and 356 1st downs. Shurmur served as the interim head coach for the 2015 regular season finale after the dismissal of Chip Kelly and guided the Eagles to a 35-30 victory over the Giants.

Before joining the Eagles, Shurmur served as the head coach of the Cleveland Browns from 2011-12, the 1st head coaching opportunity in his career. He was the 13th head coach in franchise history, and the 6th since the franchise's revival in 1999. In his 1st year, he helped develop a draft class in which all 8 members saw action in the regular season, 3 of whom started all 16 games. He also mentored QB Colt McCoy, who in his 2nd season, posted a career-best 2,733 yards and 14 TDs in 2011.

Shurmur's opportunity in Cleveland resulted after a successful 2-year stint as the offensive coordinator of the St. Louis Rams (2009-10). He helped the Rams improve to a 7-9 record following a 1-15 season in 2009. Shurmur guided the Rams to

improvements in nearly every offensive category including total yards, time of possession and 3rd-down percentage. The top pick in the 2010 NFL Draft, Bradford set NFL rookie records for completions (354) and attempts (590), while his 3,512 passing yards were the 2nd-most by a rookie in league history at the time en route to NFL Offensive Rookie of the Year honors. Prior to a successful season through the air in 2010, Shurmur helped RB Steven Jackson capture the NFL rushing title in 2009 with 1,416 yards on the ground.

Shurmur's NFL coaching career began in Philadelphia, (1999-2008), where he spent 10 seasons with the club. He served as the team's QBs coach from 2002-08 and helped guide Donovan McNabb to 3 Pro Bowl berths during his tenure. In 2004, Shurmur mentored McNabb to the most productive season of his career, as he set franchise records in passer rating (104.7) and completion % (64.0). McNabb also became the 1st QB in NFL history with 30-plus TDs (31) and fewer than 10 interceptions (8) in a single season. McNabb's career year helped Philadelphia reach its 1st Super Bowl appearance (XXXIX) since 1980.

Shurmur's 1st 3 seasons in Philadelphia (1999-01) were spent as TE's coach, where he developed 3-time Pro Bowler Chad Lewis. From 2000-01, Lewis combined for 110 receptions, 1,157 yards and 9 TDs. His reception total ranked 4th among all NFL TE's during that 2-year span, while he was tied for 4th in TDs and 5th in receiving yards.

Before joining the Eagles, Shurmur spent the 1998 season at Stanford University as the OL coach, protecting 1st-year QB Todd Husak, only the 3rd quarterback in school history to throw for more than 3,000 yards. Prior to Stanford, Shurmur instructed the TE's, special teams and OL at Michigan State from 1990-97. The Spartans sent 3 TE's (Ty Hallock, Duane Young and Mitch Lyons) to the NFL under Shurmur's guidance and KR Derrick Mason set a school career record with 2,575 yards.

A 4-year letterman at Michigan State, Shurmur earned All-Big Ten conference honors and All-America honorable mention accolades as a senior in 1987. He played G and LB as a freshman and started at C the next 3 seasons. He served as co-captain as a senior when the Spartans defeated USC in the Rose Bowl. Shurmur earned a master's degree in financial administration and was the 1st grad student football player at MSU.

A native of Dearborn Heights, MI, who attended Divine Child High School, Shurmur comes from a football family. His uncle, the late Fritz Shurmur, coached in the NFL for 24 years and served as the Green Bay defensive coordinator from 1994-98, helping that club win 2 NFC titles and Super Bowl XXXI.

Shurmur and his wife, Jennifer, have 4 children - daughters Allyson, Erica and Claire, and a son, Kyle, who is a QB at Vanderbilt.

## SHURMUR'S BACKGROUND

### Player

1984-87..... Michigan State // Center

### Coaching

1988-89 ..... Michigan State // Graduate Assistant  
 1990-97 ..... Michigan State // TE's/Special Teams/OL  
 1998 ..... Stanford // OL  
 1999-2001 ..... Philadelphia Eagles // TE's/OL  
 2002-08 ..... Philadelphia Eagles // Quarterbacks  
 2009-10 ..... St. Louis Rams // Offensive Coordinator  
 2011-12 ..... Cleveland Browns // Head Coach  
 2013-15 ..... Philadelphia Eagles // Offensive Coordinator  
 2015 ..... Philadelphia Eagles // Interim Head Coach (1 game)  
 2016 ..... Minnesota Vikings // TE's/Interim Off.Coord. (9 games)  
 2017 ..... Minnesota Vikings // Offensive Coordinator



# CLANCY BARONE

**TIGHT ENDS**  
**COACHING EXPERIENCE: 31ST SEASON**  
**NFL EXPERIENCE: 14TH SEASON**  
**VIKINGS EXPERIENCE: 1ST SEASON**

Clancy Barone brings 3 decades of experience to the Vikings staff in 2017, his 1st season as the club's TEs coach, after spending the previous 8 seasons with the Denver Broncos. Barone helped Denver win Super Bowl 50 and the club represented the AFC in Super Bowl 48. During his 14 seasons on an NFL sideline, Barone has won 8 division titles, has 6 seasons with 11+ wins and suffered only 2 losing seasons.

The Vikings mark the 4th NFL stop for Barone during his 31-year coaching career, having previously coached either TEs or OL with the Atlanta Falcons (2004-06), San Diego Chargers (2007-08) and Broncos (2009-16). His coaching career began in the college ranks, serving 17 years as an OL coach at various institutions.

Barone inherits a group that features record-setting TE Kyle Rudolph, who enjoyed the best season of his career in 2016. Rudolph set franchise records for receptions by a TE (83) in a season, career TDs by a TE (29) and tied the club record for receptions in a game by a TE (11, vs. Chicago 1/1/17).

Before joining the Vikings, Barone spent the previous 8 seasons with the Broncos coaching their TEs (2009, 2011-14) and Offensive Line (2010, 2015-16). During the 2009 and 2010 seasons, Barone worked with current Vikings Special Teams Coordinator Mike Priefer, who served in the same role with Denver. Barone led a group of young offensive linemen through the 2015 season en route to the Bronco's Super Bowl 50 title. Rookie Ty Sambrailo replaced All-Pro left tackle Ryan Clady in Week 3 while second-year center Matt Paradis played every offensive snap in his 1st year of game action.

Barone oversaw the development of young tight end Julius Thomas while serving as the teams TEs coach. Thomas, while being tutored by Barone, was named to consecutive Pro Bowls with a combined 24 touchdown receptions while becoming the 1st TE in NFL history to record back-to-back seasons with 12 touchdown receptions.

During the 2010 season, Barone instructed rookie offensive lineman J.D. Walton and Zane Beadles to historic seasons. Walton was one of 5 NFL rookie offensive linemen to start all 16 games, while Beadles became the first rookie in 8 seasons to start at least six games (8 at LG, 6 at RT) at two of the three positions on the offensive line.

The 2005 season marked Barone's 1st season as a Tight Ends coach at any level when he took on that role for the Atlanta Falcons. Over the next 4 years Barone would tutor 2 of the best TEs of the early 2000s- Alge Crumpler and Antonio Gates. Crumpler was key in the Falcons passing game, leading the club in receptions and TDs both seasons and earned Pro Bowl honors in 2005 and '06, the 2 best statistical seasons of his career. In San Diego, Gates earned 2 Pro Bowl berths under Barone and was eventually named to the 2000s NFL All-Decade Team as voted on by the Pro Football Hall of Fame selection committee. Gates hauled in 135 receptions, 1,688 yards and a league-high 17 touchdown receptions with Barone as his coach.

In 2004, Barone got the call for his 1st NFL coaching gig as the assistant OL coach for the Atlanta Falcons. In his only season assisting with the OL, the Falcons led the NFL and set

franchise records in both yards per rush (5.1) and rushing yards per game (167.0) on their way to the NFC Championship Game.

Barone spent the final 7 years of his collegiate coaching career serving as offensive coordinator from 1997-2003 at the University of Wyoming (1997-99), University of Houston (2000-02) and Texas State University (2003). He also served as the OL coach at both Wyoming and Houston and was the assistant head coach for his season at Texas State.

Under Barone's tutelage, the Texas State offense averaged 443.4 yards per game, 7th best in the nation, while setting numerous school offensive records. While at Houston, Barone was named the Division-IA OL Coach of the Year by the National Offensive Line Coaches Association in 2002 after Cougar RB Jorrey Reynolds ranked 10th in the nation with a 128.8 rushing yards per game average. During his 3 year run at Wyoming (1997-99) the Cowboys allowed a total of just 35 sacks.

Barone's coaching career began at American River College (1987-90), a California community college located in the small unincorporated community of Foothill Farms, as their OL coach. Barone would move on to Sacramento State University (1991-92), Texas A&M University (1993) and Eastern Illinois University (1994-96) where he also instructed the offensive lines.

A native of San Andreas, California, Barone attended Red Bluff High School in Red Bluff, CA. After success as a four-sport star in high school, Barone attended and played offensive line at University of Nevada and then Sacramento State University where he earned All-WAC honors for the Hornets. He and his wife, Rosie, have 3 children: Gianna, Stefano and Isabella.

## BARONE'S BACKGROUND

### Player

1983-84..... Nevada // OL  
1985-86..... Sacramento State // OL

### Coach

1987-90 ..... American River College // OL  
1991-92 ..... Sacramento State // OL  
1993 ..... Texas A&M // Assistant OL  
1994-96 ..... Eastern Illinois // OL  
1997-99 ..... Wyoming // Offensive Coordinator/OL  
2000-02 ..... Houston // Offensive Coordinator/OL  
2003 ..... Texas State // Offensive Coordinator/Asst. HC  
2004 ..... Atlanta Falcons // Assistant OL  
2005-06 ..... Atlanta Falcons // TE  
2007-08 ..... San Diego Chargers // TE  
2009 ..... Denver Broncos // TE  
2010 ..... Denver Broncos // OL  
2011-14 ..... Denver Broncos // TE  
2015-16 ..... Denver Broncos // OL  
2017 ..... Minnesota Vikings // TE



## RYAN FICKEN

**ASSISTANT SPECIAL TEAMS  
COACHING EXPERIENCE: 14TH SEASON  
NFL EXPERIENCE: 11TH SEASON  
VIKINGS EXPERIENCE: 11TH SEASON**

Ryan Ficken enters his 11th season with the Vikings in 2017 and will return as the club's special teams assistant, working with Special Teams Coordinator Mike Priefer for the 5th consecutive season. Previously, Ficken worked with the Vikings WRs, assisting WR coach George Stewart from 2009-12.

The 2016 Vikings special teams units had 3 return TDs and KR Cordarrelle Patterson earned his 2nd Pro Bowl honor of his career. Patterson led the NFL with a 31.7 return avg., becoming the 1st NFL player to lead the league in average 3 times in a career. He scored on a 104-yard KOR vs. Arizona, his 5th career return score, matching the Vikings career record. Marcus Sherels notched 2 PR TDs- 54 yards at Carolina and 79 yards vs. Houston- becoming the 1st player in Vikings history to score 2 in a season and giving him a Vikings-record 5 career PR TDs. Punter Jeff Locke tied the Vikings record by landing 34 punts inside the 20 and became the 1st punter in team history to boot a pair of 70+ punts in a season.

In 2015, the Vikings special teams units were once again among the NFL's best. For the 2nd time in the past 3 years, the Vikings led the NFL in kick return average. Patterson led the way with a 31.8 kick return average. He also tied for the NFL lead in KR TDs with 2. Patterson was selected as an All-Pro by the PFWA. Sherels continued to be one of the most reliable and elusive return men in the league. Sherels took back his franchise-best 3rd PR for a TD when playing at Chicago (11/1/15). He earned NFC Special Teams Player of the Week honors for his performance against the Bears. Since 2012, Sherels only trails Darren Sproles (4) in PR TDs. As a group, the Vikings ranked 5th-best in the NFL with a 5.24 yards per punt return allowed.

In 2014, the Vikings kick return unit ranked 2nd in the NFL in starting position at the 25.1 yard line. The opponents' kickoff return average was 4th-lowest in the league with only a 20.7 kick return average. Patterson tied for 6th in the NFL, and ranked 2nd in the NFC, with his 25.6 kick return average. Sherels' 11.0 punt return average was 6th in the NFL and 3rd in the NFC. Walsh added 5 FGs of 50+ yards during the season. During Week 13 vs. Carolina (11/30/14), the Vikings punt block unit moved into the NFL record books for becoming just the 5th team in NFL history to block 2 punts and return both for TDs in the same game. It was the 1st time in team history with 2 blocked punt TDs and the 1st blocked punt TD since 1986. Thielen blocked the 1st punt and returned it 30 yards for the TD, becoming only the 4th Viking to block, recover and score in team history and the 1st since 1973. 2 drives later, LB Jasper Brinkley blocked another punt and DE Everson Griffen scooped up the ball and returned it 43 yards for the TD, the longest blocked punt return TD in team history. Thielen won NFC Special Teams Player of the Week honors for his performance. Safety Andrew Sendejo led the team with 13 special teams tackles and also set a team record for the longest rush on a fake punt when he gained 48 yards to set up a Vikings TD at Chicago (11/16/14).

Ficken's 1st season as the special teams assistant, 2013, was a record-breaking year. The Vikings showcased the #1 KR man in the NFL, Patterson, and the #2 PR man, Sherels. Patterson was named 1st-team All-Pro and selected to the Pro Bowl after his record-breaking season. Patterson was also named NFC Special Teams Player of the Month for September and NFC Special Teams Player of the Week for Week 8 vs. Green Bay. The rookie broke the Vikings single-season kick return record with 1,393 kick return yards, on 43 returns, and a 32.4 return average with 2 KR TDs, leading the NFL in all categories. The 32.4 KR average is 4th-highest in the NFL since the 1970 merger and highest since 1985. Patterson's 109-yard KR TD (10/27/13 vs. GB) was the longest kick return in NFL history. The Vikings average starting position was the 27.2-yard line in 2013, the best starting position in the NFL since the NFL moved kickoffs to the 35-yard line in 2010. Sherels set the team record with a 15.2 PR average, good for 2nd in the NFL. Sherels returned 22 punts

for 335 yards with a long return of 86 yards for a TD against the New York Giants (10/21/13), the 2nd PR TD of his career. Sherels recorded 119 punt return yards against the Giants, a Vikings record for a single game. Sherels posted 2 returns (86t, 50) over 50 yards in 2013, the most in a single-season by a Vikings punt returner. Locke turned it on late and set the team rookie record with a gross average of 44.2 yards per punt. His 39.2 net average ranked 3rd in team history.

The 2012 Vikings battled injuries to the receiving corps throughout the season but Ficken helped the team go 10-6 and earn a Wild Card playoff berth. Leading receiver Percy Harvin missed the final 7 games of the season with injury but hauled in 62 catches in 9 games for a 6.9 receptions per game average.

In 2011, Harvin set career highs in receptions with 87, receiving yards with 967, and tied a career high with 6 receiving touchdowns. His 87 receptions was also ranked 6th in the NFL.

Harvin improved on his rookie season in 2010. He became the youngest player in franchise history to lead the team in receiving with 871 yards on 71 catches and 5 TDs.

In 2009, WRs Sidney Rice and Harvin had breakout seasons for the Vikings. Both players were honored as Pro Bowlers, and Harvin became the 2nd Viking in 3 seasons to be named NFL Offensive Rookie of the Year. Rice developed as a playmaker and became only the 3rd Vikings WR to post a 1,300-yard receiving season. Harvin tied for the NFL lead among rookies in receptions and yards and ranked 2nd in team history with 60 catches as a rookie.

In 2008, Adrian Peterson led the NFL with 1,760 yards rushing and Chester Taylor led all NFL RBs with 25 catches on 3rd down. Peterson became the 1st Vikings RB to lead the NFL in rushing, and Taylor's 45 catches were a career high.

The 2007 Vikings offense ranked #1 in the NFL in rushing offense. Peterson had a legendary rookie year, including breaking the NFL's single-game rushing record after going for 296 yards against San Diego on 11/4/07 and earning NFL Offensive Rookie of the Year. Peterson finished with 1,341 yards, 12 TDs and was named the Pro Bowl MVP.

Ficken served as an offensive graduate assistant with UCLA in 2006. He worked extensively with Jim Colletto and the offensive line. Ficken broke down opponents' game film, gave opponent reports to the offensive staff and coached the defensive scout team.

Ficken earned his bachelor's degree in business administration at ASU. He was a member of the Sun Devils football team for 2 seasons and received the Scholar-Athlete Award and was a member of Gamma Beta Phi, the National Scholastic Honor Society.

Ficken is currently finishing graduate school to obtain his master's in comparative education at UCLA. Ficken and wife, Andrea, reside in Eden Prairie with their son, Wyatt, and daughter, Gianna.

### FICKEN'S BACKGROUND

<b>Player</b>	1998-99.....Arizona State University // WR
<b>Coach</b>	2004-05.....UCLA // Defensive Assistant
	2006.....UCLA // Offensive Assistant
	2007-08.....Minnesota Vikings // Assistant RB
	2009-12.....Minnesota Vikings // Assistant WR
	2013-.....Minnesota Vikings // Assistant Special Teams





## JONATHAN GANNON

**ASSISTANT DEFENSIVE BACKS**  
**COACHING EXPERIENCE: 11TH SEASON**  
**NFL EXPERIENCE: 10TH SEASON**  
**VIKINGS EXPERIENCE: 4TH SEASON**

Entering his 4th season with the Minnesota Vikings, Jonathan Gannon serves as the team's assistant DBs coach and has helped the club climb in the NFL's defensive rankings each season. The 2016 squad ranked #3 in total defense, the highest ranking since 1993, and sent a pair of DBs, Xavier Rhodes and Harrison Smith, to the Pro Bowl.

The Vikings ranked #6 in the NFL in 2016 in takeaways with 27 and snared 14 INTs on the season, good for 12th in the league. The Vikings ranked #4 in the NFL in opponent passer rating allowed at 83.0 and were #5 in scoring defense, allowing 18.7 points per game. Rhodes and Smith gave the Vikings their 1st CB/S duo in the Pro Bowl since Audray McMillian (CB) and Todd Scott (S) in 1992.

The 2015 Vikings won their 1st NFC North title since 2009 and hosted a Wild Card Playoff game, highlighted by a stingy defense that jumped to #5 in the NFL in points allowed at 18.9 points per game after ranking #11 in 2014. Under Gannon's tutelage, the Vikings secondary continued to make strides, which included S Harrison Smith receiving Pro Bowl recognition, marking the 1st time a Vikings DB has been named to the Pro Bowl since 2010 when CB Antoine Winfield received the honor.

In Gannon's 1st season helping guide the Vikings DBs, the unit improved in a number of statistical categories, jumping from 31st in passing yards per game in 2013 to 7th during the 2014 campaign. Additionally, the Vikings DBs recorded 12 interceptions during the 2014 campaign, doubling their 2013 total of six interceptions. The Vikings defense posted the league's largest defensive improvement from 2013 to 2014, as the unit allowed 113 fewer points than it did in 2013.

Gannon came to the Vikings after spending the 2012 and 2013 seasons as the Titans defensive quality control coach under current Vikings DBs coach Jerry Gray.

From 2009-11, Gannon worked in personnel for the St. Louis Rams. He started as a college scout with the Rams, working for National Football Scouting in 2009 and 2010, before serving as

a pro scout with the Rams in 2011. As a pro scout, Gannon was responsible for scouting upcoming opponents and evaluating pro personnel.

Gannon received his 1st NFL experience as a defensive quality control coach under Mike Zimmer while with the Atlanta Falcons in 2007. He served as a graduate assistant at his alma mater, the University of Louisville, during the Orange Bowl championship season in 2006. During his final 3 years as a student at the University of Louisville, Gannon served as a student assistant for the football team. Gannon was a DB for 1 season at Louisville before suffering a career-ending hip injury.

Gannon is a native of Cleveland and was an all-state defensive back and a standout on the basketball court, as well, at St. Ignatius High School. He and his wife, Gina, son, Rocco, and daughter, Lola, reside in Minneapolis.

### GANNON'S BACKGROUND

#### Player

2002 ..... Louisville // DB

#### Coach

2003-05 ..... Louisville // Volunteer Student Assistant

2006 ..... Louisville // Graduate Assistant

2007 ..... Atlanta Falcons // Defensive Asst./Quality Control

2009-11 ..... St. Louis Rams // Scout

2012-13 ..... Tennessee Titans // Defensive Asst./Quality Control

2014- ..... Minnesota Vikings // Assistant DBs/Quality Control

## COACH GRAY TO FACE L.A.

When the Rams returned to Los Angeles for the 2016 season it marked the return of the franchise that gave Vikings DBs coach Jerry Gray his greatest success as a player.


Gray was a standout DB for the Los Angeles Rams and was the 21st overall pick in 1985 out of Texas by the LA Rams and went on to earn 4 Pro Bowl berths (1986-89) and was tabbed 2nd-Team All-Pro 2 times (1986, '89). In 1989, Gray was named MVP of the Pro Bowl after recording a 51-yard INT return TD to go along with 7 tackles.

Gray played under Rams head coach John Robinson his entire 7 seasons with the club and helped the team make 4 playoff appearances. The 1989 squad went 11-5 in the regular season and advanced to the NFC title game against San Francisco.

Gray joined the Vikings in 2014 as DBs coach and has helped the Vikings secondary rank among the NFL's best since then. The club climbed to #3 in total defense in 2016 and a pair of Gray's players have earned Pro Bowl berths- Harrison Smith in 2015 and 2016 and Xavier Rhodes in 2016.

The Viking host the LA Rams on November 19 after the club visited U.S. Bank Stadium in 2016 for the preseason finale. The game in November will mark the 1st time since 1992 that the LA Rams have visited Minnesota.

The Rams franchise spent 1995-2015 in St. Louis where they selected Vikings QB Sam Bradford with the #1 pick in the 2010 Draft.





# JERRY GRAY

## DEFENSIVE BACKS

COACHING EXPERIENCE: 23RD SEASON

NFL EXPERIENCE: 30TH SEASON (21 COACHING, 9 PLAYING)

VIKINGS EXPERIENCE: 4TH SEASON

Now in his 3rd decade in the NFL as a coach and player, Jerry Gray's experience has helped rebuild the Vikings defense to one of the top units in the NFL. Led by Pro Bowl talents CB Xavier Rhodes (2016) and S Harrison Smith (2015, 2016), the Vikings DBs feature 4 secondary players drafted in the 1st round in CB Terence Newman (#5, 2003, Dallas), CB Trae Waynes (#11, 2015), Rhodes (#25, 2013) and Smith (#29, 2012).

Gray has served as a defensive coordinator twice, with the Buffalo Bills (2001-05) and Tennessee Titans (2011-13), and played for 9 seasons as a standout DB. Gray has also tutored the DBs for the Seattle Seahawks (2010), Washington Redskins (2006-09) and Titans (1999-2000).

Gray has 4 times contributed to a top-10 scoring defense during his coaching career. The Vikings in 2015 and 2016 ranked #5 in the NFL in points allowed, giving up only 18.7 points per game in 2016. Gray's 2011 Titans unit ranked 8th in the NFL, allowing 19.8 points per game and in 2000 with the Titans as the DBs coach, allowing only 11.9 points per game, ranking 2nd in the NFL.

The Vikings defense ranked #3 in total defense, #6 in the NFL in 2016 in takeaways with 27 and snared 14 INTs on the season, good for 12th in the league. The Vikings ranked #4 in the NFL in opponent passer rating allowed at 83.0 and were #6 in the NFL with a 60.6% completion rate against them. Rhodes and Smith gave the Vikings their 1st CB/S duo in the Pro Bowl since Audrey McMillian (CB) and Todd Scott (S) in 1992. Rhodes led the team with 5 INTs on the season and set a team record for longest INT return in club history with a 100-yard score vs. Arizona (11/20), earning his 1st career NFC Defensive Player of the Week honors for the game.

The 2015 Vikings won the NFC North and hosted a Wild Card Playoff game, highlighted by a stingy defense that jumped to #5 in the NFL in points allowed at 18.9 after ranking #11 in 2014. In addition to Smith receiving Pro Bowl honors, CB Terence Newman was named NFC Defensive Player of the Week following his 2-INT performance at Oakland, which were the most INTs in a game by a Vikings CB since Brian Williams recorded 3 vs. Detroit in 2003.

In Gray's 1st season guiding the Vikings DBs, the unit improved in a number of statistical categories, jumping from 31st in passing yards per game in 2013 to 7th during the 2014 campaign. Additionally, the Vikings DBs recorded 12 interceptions during the 2014 campaign, doubling their 2013 total of 6. The Vikings defense posted the league's largest defensive improvement from 2013 to 2014 as the unit allowed 113 fewer points under this coaching staff than it did in 2013.

Smith had a career year with the help of Gray and was the only player in the league to record 3+ interceptions and 3+ sacks, the 4th time in team history a Vikings DB has recorded 3 or more sacks and 3 or more interceptions in a season, the first time since Williams did so in 2003. Smith led the Vikings with 120 total tackles, breaking LB Chad Greenway's streak of 6 consecutive seasons leading the team in tackles, becoming the first Vikings DB to lead the team in tackles since DB Corey Chavous posted 108 total tackles in 2003.

Vikings CB Xavier Rhodes made strides in his second NFL season with the help of Gray, finishing with 18 pass breakups, which was tied for the 4th-most pass breakups in the NFL during the 2014 campaign, and recorded his 1st career interception.

While coaching the DBs in Tennessee, Gray helped 2nd-year CB Samari Rolle and veteran S Blaine Bishop earn Pro Bowl and All-Pro honors in 2000 while the unit ranked 1st in the NFL in fewest passing yards and total yards allowed.

Following his 1st stint with Tennessee, Gray was named the Bills defensive coordinator. His defenses in 2003 and 2004 both ranked 2nd in the NFL for yards allowed and each were rated in the top 10 in points allowed. In 2004 his defense led the NFL in takeaways (39) and ranked 3rd in sacks (45).

Under Gray's tutelage as the secondary coach for the Redskins, S Sean Taylor grew into one of the NFL's best young defenders and earned Pro Bowl honors in 2006. Taylor tragically passed during the 2007 season and was selected to the Pro Bowl and selected All-Pro in 2007 posthumously. During his lone season in Seattle, Gray helped rookie S Earl Thomas to an impressive debut, starting all 16 games and grabbing 5 interceptions.

A year after retiring as a player, Gray received his 1st coaching job with Southern Methodist as the secondary coach. After a 2-year stint with SMU, Gray was hired by the Tennessee Oilers as the defensive quality control coach while the team played in Memphis in its 1st season relocated from Houston.

As a player, Gray was a 4-time Pro Bowler (1986-89) and twice earned 2nd-Team All-Pro honors from the AP (1986, '89) during his 9-year NFL career as a CB. Gray, who finished with 28 career interceptions, was named the NFL's Defensive Back of the Year by the NFLPA in 1989 and won Pro Bowl MVP honors in 1990. Gray was a 1st-round selection (21st overall) by the LA Rams out of the University of Texas in 1985. Gray was the 3rd DB selected in the 1985 Draft and part of a 1st round that year that included future Hall of Famers Bruce Smith, Chris Doleman and Jerry Rice.

While at Texas, Gray was a 2-time consensus All-American and 2-time Southwest Conference Defensive Player of the Year as a S. Gray currently ranks 3rd all-time in Longhorn history with 17 career interceptions. Gray recorded 7 interceptions during the 1984 season, the 2nd most in a single season in school history. Gray was named to the Texas All-Time Team and All-Decade Team for the 1980s. Gray was inducted to the College Football Hall of Fame in 2013, becoming the 17th Longhorns player to make it into the Hall of Fame.

A native of Lubbock, Texas, Gray and wife Sherry have two sons - Jeremy, who played football at SMU and currently serves as graduate assistant at UCLA, and Jayden. Gray started the Jerry Gray Foundation in 2002, providing scholarships to the underprivileged to attend college and actively support youth in Lubbock.

## GRAY'S BACKGROUND

### Player

- 1981-84 ..... University of Texas // DB
- 1985-91 ..... Los Angeles Rams // DB
- 1992 ..... Houston Oilers // DB
- 1993 ..... Tampa Bay Buccaneers // DB

### Coach

- 1995-96 ..... Southern Methodist // DBs
- 1997-98 ..... Tennessee Oilers // Defensive Quality Control
- 1999-00 ..... Tennessee Titans // DBs
- 2001-05 ..... Buffalo Bills // Defensive Coordinator
- 2006-09 ..... Washington Redskins // DBs
- 2010 ..... Seattle Seahawks // DBs
- 2011-13 ..... Tennessee Titans // Defensive Coordinator
- 2014- ..... Minnesota Vikings // DBs



# DARRELL HAZELL

## WIDE RECEIVERS

COACHING EXPERIENCE: 32ND SEASON

NFL EXPERIENCE: 2ND SEASON

VIKINGS EXPERIENCE: 1ST SEASON

Darrell Hazell brings 3 decades of experience to the Vikings staff in 2017, his 1st season as the team's WRs coach, after spending a majority of the last 30 years in the college coaching ranks. Most recently, Hazell served as the head coach at Purdue University and Kent State University.

The Vikings mark the 2nd NFL stop for Hazell during his 31-year coaching career, spending a short stint in Oakland as a coaching intern under Raiders head coach Jon Gruden. While in Oakland, he also worked with Hall of Fame WR Tim Brown. His coaching career began in the college ranks, serving 30 years as a head coach and offensive coach at various institutions.

Hazell inherits a group ripe with young talent, including 2016 breakout star Adam Thielen and 2015 PFWA All-Rookie team member Stefan Diggs. Thielen and Diggs became the first Vikings WR duo to each reach the 900-yard plateau since 2000 when Randy Moss and Cris Carter combined for 2,711 receiving yards. He will also be tasked with tutoring 2016 1st round pick Laquan Treadwell. Free agent Michael Floyd joins the club in 2017 as the former 1st-round draft pick returns to his hometown where he starred at Cretin-Derham Hall High in St. Paul.

Prior to joining the Vikings, Hazell was the head coach at Purdue University and oversaw a team active in the community and classroom. The Boilermakers 2016 spring semester GPA of 2.89 was the highest mark since 2001 and earned them the athletics department Provost Award for having the most improved GPA from the fall to spring semester.

Hazell received his 1st head coaching job at Kent State from 2011-12. He finished with a 16-10 overall record and in 2012 led the Golden Flashes to their 1st bowl game in 40 years. The 2012 squad won the school's 1st-ever MAC East Division Championship after finishing with a school-record 11 wins and an 11-3 overall record. The impressive season earned Hazell 2012 MAC Coach of the Year honors as he saw the team rise to as high as No. 17 in the Bowl Championship Series standings.

Prior to his time in Kent, Hazell spent 7 years on the Ohio State staff under Hall of Fame coach Jim Tressel. He joined the staff in 2004 as the WRs/KRs coach before being promoted to assistant head coach/WRs coach from 2005-10. During that 6-year stretch the Buckeyes won 6 consecutive Big Ten Conference championships and played in back-to-back national championship games in 2007 and 2008.

Hazell tutored many NFL-caliber WRs at Ohio State including Corey Brown, Ted Ginn Jr., Anthony Gonzalez, Brian Hartline,

Santonio Holmes, Brian Robiske, DeVier Posey and Dane Sanzenbacher. He also helped mentor dual-threat QBs Troy Smith and Terrelle Pryor, who eventually made the switch to wide receiver when entering the NFL.

Oberlin College was the 1st coaching opportunity for Hazell as he served as RBs coach from 1986-87 right out of college. After a short stint at Easter Illinois Hazell would return to Oberlin and serve as the offensive coordinator for 3 years. From there Hazell moved on to Pennsylvania (1992-94), Western Michigan (1995-96), U.S. Military Academy (1997-98), West Virginia (1999-00) and Rutgers (2001-03). At each stop in his coaching journey Hazell has coached either WRs or RBs, with a short stint coaching TEs while with the U.S. Military Academy.

The Cinnaminson, New Jersey native attended and graduated from Muskingum College in 1986 with a degree in speech communications and business. He was a 3-time all-conference selection as a WR and earned All-America honors as a senior. His school records for career receptions (132) and receiving yards (1,966) still stand. Darrell and his wife, Annmarie, have a son, Kyle.

## HAZELL'S BACKGROUND

### Player

1982-85.....Muskingum // WR

### Coaching

1986-87.....Oberlin // RBs

1988.....Eastern Illinois // RBs/WRs

1989-91.....Oberlin // Offensive Coordinator

1992-94.....Pennsylvania // RBs

1995-96.....Western Michigan // WRs

1997-98.....US Military Academy // WRs/TEs

1998.....Oakland Raiders / WRs Intern

1999-00.....West Virginia // RBs

2001-02.....Rutgers // WRs

2003.....Rutgers // Assistant Head Coach

2004.....Ohio State // WRs/KRs

2005-10.....Ohio State // Assistant Head Coach/WRs

2011-12.....Kent State // Head Coach

2013-16.....Purdue // Head Coach

2017.....Minnesota Vikings // WRs

## VIKINGS AMONG NFL LEADERS SINCE THE MERGER

The Vikings have won 405 games since the 1970 AFL-NFL merger and rank 6th in the League over that span, trailing only Dallas and San Francisco in the NFC. The Vikings have won 17 Division titles since the 1970 season, the 4th-most among NFL teams and have made the playoffs 26 times, the 3rd-most in the NFL and again trailing only Dallas in the NFC.

### WINS BY NFL TEAMS SINCE 1970 MERGER

Pittsburgh.....	443
Dallas.....	426
Denver.....	425
Miami.....	424
New England.....	411
<b>Minnesota.....</b>	<b>405</b>
San Francisco.....	402

### PLAYOFF BERTHS SINCE THE 1970 MERGER

Pittsburgh.....	28
Dallas.....	27
<b>Minnesota.....</b>	<b>26</b>
San Francisco.....	24

### DIVISION TITLES SINCE THE 1970 MERGER

Pittsburgh.....	21
San Francisco.....	19
Dallas.....	18
<b>Minnesota.....</b>	<b>17</b>
San Francisco.....	17





## JEFF HOWARD

**DEFENSIVE ASSISTANT**  
**COACHING EXPERIENCE: 11TH SEASON**  
**NFL EXPERIENCE: 5TH SEASON**  
**VIKINGS EXPERIENCE: 5TH SEASON**

Entering his 5th season with the Vikings in 2017, Jeff Howard will assist the coaching staff with preparation and have a more hands-on role on the defensive side of the ball, specifically helping the LB corps.

The 2016 Vikings climbed to #3 in the NFL in total defense, the highest ranking since 1993, and ranked #5 in scoring defense, allowing 18.7 points per game. The club finished with an 8-8 mark. Minnesota ranked tied for 4th in the NFL with 41.0 sacks on the season and tied for 7th in the NFL with 27 takeaways.

The Vikings defense in 2015 continued to improve in every statistical category, helping Minnesota to its 1st playoff berth since 2012. Howard aided the Viking defense, which allowed the 5th-fewest point (18.9 ppg) during the 2015 regular season and forced 22 turnovers, jumping from 25th in the league in turnovers in 2014 to 19th in 2015.

During the 2014 season, the Vikings defense improved from 32nd in points per game in 2013 to 13th in points per game in 2014. Minnesota also improved its passing yards per game from 31st in the league in 2013 to 7th in 2014. From 2013 to 2014, the Vikings allowed 113 fewer points, the largest scoring defense improvement in the NFL.

Howard transitioned from his on-field playing days at Eastern New Mexico, where he earned All-American honors for

his play and academics, to coaching at Odessa Permian HS in Odessa, TX. Howard was on staff from 2007-10, during which he assisted the secondary and LBs before becoming the defensive coordinator in 2009-10. Howard was on the Texas Tech staff from 2011-12, serving in the defensive quality control role in 2011 and coaching the safety position in 2012.

Howard played LB for Eastern New Mexico from 2001-04 and was a 4-time Academic All-Lone Star Conference member. Howard earned 1st Team All-Lone Star Conference honors as a LB in 2003-04 while capping his career by being named a 2004 AFCA Division II All-American and graduating Cum Laude with degree in biology and chemistry. Howard had his jersey retired by Eastern New Mexico in 2006 and entered ENMU Hall of Honor in 2011.

### HOWARD'S BACKGROUND

#### Player

2001-04 ..... Eastern New Mexico // LB

#### Coaching

2007-10 ..... Odessa Permian (TX) HS // Assistant DBs/LBs

2011-12 ..... Texas Tech // Defensive Quality Control/DBS

2013- ..... Minnesota Vikings // Defensive Assistant



## ANDREW JANOCKO

**ASSISTANT OFFENSIVE LINE**  
**COACHING EXPERIENCE: 7TH SEASON**  
**NFL EXPERIENCE: 5TH SEASON**  
**VIKINGS EXPERIENCE: 3RD SEASON**

Andrew Janocko enters his 3rd season with the Vikings and 5th in the NFL in 2017. This season, Janocko takes on the duties of Assistant Offensive Line coach working with veteran coach Tony Sparano. The previous 2 seasons Janocko spent with the Vikings he served as an Offensive Assistant working in various capacities with the offensive coaching staff including working closely with the tight ends in 2016 when Pat Shurmur was their position coach prior to taking over as Offensive Coordinator.

In 2016, Janocko helped the Vikings offense that had to navigate numerous injuries along the offensive line but benefitted from newly-acquired QB Sam Bradford as he set the NFL record for completion percentage in a season at 71.6%. Janocko worked with the Vikings TEs and the group was led by veteran Kyle Rudolph, who set the Vikings record for receptions in a season by a TE with 83 and tied the club record for catches in a game by a TE with 11 vs. Chicago (1/1/17) in the regular season finale.

In addition to his work on the offensive game plan throughout the week, Janocko also conducts scout team meetings and coaches the scout team regularly during practices. His preparations with the scout team served the Vikings 1st-team offensive and defensive units daily throughout the 2015 season. As part of the offensive coaching staff in 2015, Janocko helped aid a unit that ranked 5th in the NFL in total rushing, headlined by Adrian Peterson's league-leading 1,485 rushing yards.

Janocko arrived in Minnesota after coaching QBs at Division II Mercyhurst during the 2014 season. At Mercyhurst, Janocko guided Brendan Boylan to 3 Pennsylvania State Athletics Conference West Division Offensive Player of the Week honors and a Division II National Player of the Week honor. Boylan started the season as the backup in Janocko's quarterback group but took over the starting job in the 3rd game of the season and helped lead the Lakers to a 7-1 record as a starter. Boylan finished the season 192-of-319 (60.2 percent) for 2,952 yards, 29 TDs and 8 INTs.

From 2012-13, Janocko received his first experience coaching at the NFL level when he served as an offensive assistant with the Tampa Bay Buccaneers. While in Tampa Bay, Janocko was

responsible for working with then-Head Coach Greg Schiano and Offensive Coordinator Mike Sullivan in coordinating practice schedules and breaking down film. In 2012, Janocko had a hands-on role with the quarterbacks and kick returners before working with WRs and KRers in 2013.

Janocko served as a graduate assistant under Schiano at Rutgers in 2011. He worked directly with the QB unit, helping true freshman signal-caller Gary Nova lead Rutgers to its best record since 2006. Other responsibilities for Janocko at Rutgers included handling the communication between center and quarterback, and opponent film breakdown.

A 3-year letter winner at Pitt, Janocko served as a backup QB and holder on special teams. Janocko spent his 1st 2 seasons as a walk-on before earning a scholarship his final 2 seasons. He was a member of the Panthers QB unit when Vikings QB Coach Scott Turner served as the team offensive assistant (2008-09) and WRs coach (2010). A 3-time member of the Big East All-Academic Team, he graduated from Pitt in 2010 with a degree in history and minor in political science.

A native of Clearfield, PA, Janocko was the starting QB at Clearfield Area High School, where his father, Tim, served as the head coach. He led the school to a pair of district championships and was a 2-time Pennsylvania Football News All-State honoree. Janocko (juh-NOE-co) and wife, Natalie, reside in Minneapolis.

### JANOCKO'S BACKGROUND

#### Player

2006-09 ..... University of Pittsburgh // QB

#### Coaching

2011 ..... Rutgers // Graduate Assistant

2012-13 ..... Tampa Bay Buccaneers // Offensive Assistant

2014 ..... Mercyhurst // Quarterbacks

2015 ..... Minnesota Vikings // Quality Control-Offense



# ANDRE PATTERSON

## DEFENSIVE LINE

COACHING EXPERIENCE: 35TH SEASON

NFL EXPERIENCE: 14TH SEASON

VIKINGS EXPERIENCE: 6TH SEASON

Andre Patterson returns to lead the Vikings defensive line in 2017, his 6th season overall with the club. Patterson brings 35 years of coaching experience, 14 in the NFL, to the Vikings defensive line. He reunited in Minnesota with Head Coach Mike Zimmer, as they worked together in Dallas from 2000-2002 with the Cowboys defense and at Weber State in 1988.

Patterson earlier worked for the Vikings as the DL coach in 1998-99. Patterson has coached at each level, working as a high school head coach, 15 years as a college head coach and assistant and 14 seasons as an NFL coach.

The Vikings defense ascended to #3 in the NFL in 2016, powered by strong and consistent play along the line. The Vikings ranked tied for 4th in the NFL with 41 team sacks, 34 of those coming from the defensive line, which was the 2nd-most as a unit in the NFL. The d-line was represented at the Pro Bowl by DE Everson Griffen (2nd honor) and DT Linnal Joseph made his 1st appearance. Joseph notched 100 tackles on the season and 2nd-year player Danielle Hunter led the club with 12.5 sacks putting him in a tie for 3rd in the NFL. The Vikings defensive line accounted for 2 TDs and a safety with Hunter returning a fumble for a TD and notching the safety and Griffen returning a fumble for a score.

The 2015 defensive line showcased talented veterans along with ascending youth. Griffen led the team with 10.5 sacks (4th in NFC) on his way to his 1st career Pro Bowl. Spelling Griffen and veteran DE Brian Robison (5.0 sacks) was Hunter, the youngest player in the NFL. Hunter, a 3rd-round selection out of LSU, ranked 2nd in the NFL for sacks by a rookie with 6.0. Joseph was a dominant force in his 2nd year as a Viking. Joseph (Week 9 vs. STL) and Griffen (Week 17 at GB) earned NFC Defensive Player of the Week honors. Hunter was named to the All-Rookie team by the PWFA. The defense ranked 5th in the NFL, only allowing 19.3 points per game.

Patterson's front 4 featured 3 new starters in 2014 with Griffen, Floyd and Joseph joining Robison and appearing in a combined 62 out of 64 games as a unit. Griffen had a career year in his 1st season starting and led the team with 12.0 sacks and 21.0 TFLs. Griffen's 12.0 sacks ranked 2nd in the NFC and 4th in the NFL for DEs. Griffen was named NFC Defensive Player of the Month for October when he led the NFL in DL tackles with 20 and posted a NFC-best 6 sacks in a 4-game span. As a defensive unit, the Vikings allowed 113 fewer offensive points, the biggest improvement in the NFL in 2014.

Patterson served as the assistant head coach/DL coach in 2013 with Florida International University, his only season with FIU, working under Head Coach Ron Turner.

From 2010-2012, Patterson served as the defensive coordinator at UTEP. Patterson's most successful season at UTEP came in 2011 when the Miners recorded 10 more sacks than the previous year in 1 fewer game. Patterson was the assistant head coach/DL coach from 2008-2009 at UNLV. Patterson's highlight win with the Rebels came in 2008 when topping the #15th-ranked Arizona State Sun Devils 23-20.

From 1997-2006, Patterson worked in the NFL mainly as a DL coach. He joined Mike Shanahan's Broncos staff for the 2005 and 2006 seasons. Patterson was a part of the 13-3 Broncos team in 2005 that reached the AFC Championship game. The defense created 36 turnovers, 5th-most in the league, and their +20 turnover differential was 2nd-best in the NFL. In 2005, the Broncos run defense allowed 85.2 ypg. 2nd-best in the NFL.

In 2003 and 2004, Patterson was the Cleveland Browns DL coach under Head Coach Butch Davis. The Browns defense finished 12th overall in points allowed in 2003.

From 2000-2002, Patterson was the Cowboys DTs coach. From the 2000-01 seasons, Dallas' run defense improved from 32nd in the NFL to 13th. The defense allowed 57.9 fewer rushing yards per game in 2001. The Mike Zimmer-led defense finished the 2001 season ranked 4th in yards allowed with 287.4. In 2002,

Patterson's unit added La'Roi Glover and Patterson helped send him to his 3rd consecutive Pro Bowl.

Patterson's 1st stint in Minnesota was for the 1998-99 seasons. Patterson coached the DL during the Vikings 15-1 season in 1998 when they lost to Atlanta in the NFC Championship. The offense garnered all of the headlines, but the defense finished the season ranked 6th overall in points allowed and 11th against the run. DT John Randle earned Pro Bowl honors in 1998 under Patterson. The Vikings made the playoffs again in 1999 but fell to the St. Louis Rams, the eventual Super Bowl Champions, in the NFC Divisional Round.

Starting his NFL career in 1997, Patterson joined Pete Carroll and the New England Patriots as a defensive assistant. The Patriots won the AFC East in his only season with the club. The defense allowed 289 points during the season, tied for 8th best in the NFL. The Patriots allowed the 5th-fewest rushing yards per game with 101.0 as their average.

His 1st and only collegiate stint as a head coach came at Cal Poly-San Luis Obispo from 1994-96. Patterson led his team to a League title in 1994 and was named American West Conference Coach of the Year. The 1994 season was Cal Poly's 1st season jumping to Division 1-AA. Patterson was 17-16 in his 3-year tenure at Cal Poly.

From 1992-93, Patterson was the DL coach for Washington State under Head Coach Mike Price. The Cougars went 9-3 during the 1992 season and won the Copper Bowl 31-28 versus Utah. They finished ranked #15 in the country.

Patterson made a 2-year stop in the Ivy League when serving as the DL coach at Cornell from 1990-91. The 1990 Cornell team won the Ivy League Championship.

Patterson served as the defensive coordinator at Western Washington in 1989. The year before, he coached the defensive line at Weber State for the 1988 season serving under then-Defensive Coordinator Mike Zimmer. Patterson was the Head Coach as St. Monica High School in California in 1987. From 1983-86 he was the defensive coordinator at Renton High School in Washington. Patterson began his coaching career as a graduate assistant at his alma mater, Montana, in 1982.

A native of Richmond, CA, Patterson and his wife, Donna, reside in suburban Minneapolis. Their son, Andre, Jr. coaches football at Portland State University and daughter, Ashmera, is a student-athlete in track and field at University of Wisconsin-Stout.

Patterson earned his bachelor's degree in Secondary Education from Montana in 1983. He played collegiately as an offensive lineman at Contra Costa College and Montana before suffering a career-ending knee injury.

## PATTERSON'S BACKGROUND

### Player

1980 ..... Contra Costa College // OL  
1981 ..... Montana // OL

### Coach

1982 ..... Montana // Graduate Assistant  
1983-86 ..... Renton (WA) High // Defensive Coordinator  
1987 ..... St. Monica High // Head Coach  
1988 ..... Weber State // Defensive Line  
1989 ..... Western Washington // Defensive Coordinator  
1990-91 ..... Cornell // Defensive Line  
1992-93 ..... Washington State // Defensive Line  
1994-96 ..... Cal Poly-SLO // Head Coach  
1997 ..... New England // Defensive Assistant  
1998-99 ..... Minnesota Vikings // Defensive Line  
2000-02 ..... Dallas Cowboys // Defensive Line  
2003-04 ..... Cleveland Browns // Defensive Line  
2005-06 ..... Denver Broncos // Defensive Line  
2008-09 ..... Nevada-Las Vegas // Assistant Head Coach/DL  
2010-12 ..... Texas-El Paso // Defensive Line  
2013 ..... Florida International // Asst. Head Coach/DL  
2014 ..... Minnesota Vikings // Defensive Line



## DREW PETZING

ASSISTANT WIDE RECEIVERS

COACHING EXPERIENCE: 11TH SEASON

NFL EXPERIENCE: 5TH SEASON

VIKINGS EXPERIENCE: 4TH SEASON

Drew Petzing enters his 4th season with the Minnesota Vikings as the Assistant WRs Coach in 2017. Petzing has spent time aiding both the RBs and WRs corps during his 1st 2 seasons with the Vikings. Petzing brings a diverse background from collegiate and pro football to the Vikings staff.

During the 2016 season the Vikings WRs found production from several players enjoying career years. Adam Thielen had a career-best 967 yards to lead the team and joined Stefon Diggs in breaking the 900-yard mark. Diggs led the team with 84 receptions. Entering 2016, Thielen had 20 catches for 281 yards and 1 TD in his 2-year career. He went on to notch 202 yards receiving at Green Bay (12/24) to tie for the 3rd-best day in Vikings history. Thielen and Diggs each had 3 games over the 100-yard mark during the season.

In 2015, Petzing spent his 2nd season with the Vikings mainly helping WRs coach George Stewart on the practice field, as well as assisting the offensive coaching staff in general. Petzing helped assist a WR corps with a blend of experience and youth. Stefon Diggs, who was a 5th-round selection out of Maryland, became the 1st rookie in club history to lead the team in receptions (52), despite being inactive for the 1st 3 games of the season. Diggs also led the Vikings with 720 receiving yards, the most by a rookie since Percy Harvin's 790 in 2009. The 22-year-old burst onto the scene, recording at least 6 receptions and at least 85 yards in his 1st 4 games in the NFL. Diggs was named the PFWA's All-Rookie team and was 2nd among all rookies in receiving yards, trailing only Amari Cooper, the 4th-overall pick in the 2015 NFL Draft. Veterans Mike Wallace and Julius Wright contributed 39 and 34 receptions, respectively.

In his first season with the Vikings, Petzing worked primarily on the field with the Vikings RB corps, a position group that saw two different RBs lead the team in rushing, including rookie RB Jerick McKinnon, who finished the 2014 campaign with the 3rd-most rushing yards by a rookie. The 3rd-round selection out

of Georgia Southern who primarily played an option QB in college, posted 538 rushing yards in his debut season. The rookie finished tied for 5th in the NFL among RBs with more than 100 carries by averaging 4.8 yards per attempt.

Petzing spent the 2013 season with the Cleveland Browns working as a football operations intern focusing primarily on the offensive side of the ball.

Prior to working for the Browns, Petzing served as the OLBS coach at Yale for the 2012 season.

He spent the 2010 season at Boston College as the recruiting graduate assistant before moving on the field as the defensive graduate assistant in 2011.

After graduating from Middlebury College in 2009, Petzing spent a year with Harvard as a volunteer assistant.

Petzing spent his first 2 years at Middlebury as a DB on the football team but suffered injuries which ended his playing career. During his time at Middlebury, he was teammates with future Super Bowl-winning K Steven Hauschka, who began his NFL career as a rookie free agent with the Vikings. He spent the final 2 years as a volunteer student assistant before graduating from Middlebury in 2009 with a degree in economics and minors in math and philosophy. Petzing and wife, Louisa, reside in Minneapolis.

### PETZING'S BACKGROUND

#### Player

2005-06 ..... Middlebury // DB

#### Coach

2007-08 ..... Middlebury // Volunteer Student Assistant

2009 ..... Harvard // Volunteer Assistant

2010-11 ..... Boston College // Graduate Assistant

2012 ..... Yale // Outside LBs

2013 ..... Cleveland Browns // Football Operations

2014-..... Minnesota Vikings // Assistant WRs

## VIKINGS-RAMS RENEW RIVALRY

Including playoff action, the Rams and Vikings have met 44 times with the Vikings holding a 26-16-2 all-time series advantage. The Vikings have played the Rams 7 times in the playoffs, tied with Dallas for the most in club history. The 1961 expansion Vikings were assigned to the NFL's Western Conference, joining Baltimore, Chicago, Detroit, Green Bay, Los Angeles and San Francisco. In that debut season, the Vikings played 5 preseason games against Western Conference foes and played 12 games against Western Conference foes and a pair of games against Dallas from the Eastern Conference. The Vikings struggled to a 3-11 mark to finish in the bottom of the conference, 1 game behind LA, who the Vikings topped 42-21 on 12/3/61 for their 3rd and final win of the season.

During the 1970s the teams were bitter rivals that met in the playoffs 4 times in 5 seasons. The Vikings won NFC Championship games over the Rams in 1974 to go to Super Bowl IX and in 1976 to go to Super Bowl XI. Both Championship game meetings were at Met Stadium in Bloomington. The teams also squared off in the NFC Divisional Playoffs in 1977 and '78 with the Vikings winning the '77 meeting in Los Angeles. The Vikings 1st playoff win was a 12/27/69 victory over the Rams in the NFL Divisional Round playoffs en route to the club winning the final NFL title before the 1970 merger and advancing to Super Bowl IV.


The founding figures of the Vikings had strong Rams ties. The club tabbed Rams PR Director Bert Rose to serve as the Vikings 1st General Manager and Norm Van Brocklin parlayed a successful 12-year career as a QB into being named the 1st Head Coach in Vikings history, a playing career that began with the Rams from 1949-57. The 1st Vikings game at Met Stadium was the 1961 preseason finale against the Rams on 9/10/61, a 21-17 Rams win.

### ALL-TIME VIKINGS VS. OPPONENTS (Regular Season and Playoffs)

Green Bay Packers .....	113
Chicago Bears .....	112
Detroit Lions .....	111
Tampa Bay Buccaneers .....	54
San Francisco 49ers .....	46
Los Angeles/St. Louis Rams .....	44

### ALL-TIME VIKINGS VS. OPPONENTS (Playoffs)

Los Angeles/St. Louis Rams .....	7
(1969, '74, '76, '77, '78, '88, '99)	
Dallas Cowboys .....	7
(1971, '73, '75, '77, '96, '99, '09)	





## KENNEDY POLAMALU

### RUNNING BACKS

COACHING EXPERIENCE: 26TH SEASON

NFL EXPERIENCE: 7TH SEASON

VIKINGS EXPERIENCE: 1ST SEASON

Rejoining the NFL ranks in 2017, Kennedy Polamalu brings 25 years of coaching experience, including 6 seasons leading the Browns (2004) and Jaguars (2005-09) RBs, to the Vikings staff. Before joining Minnesota, Polamalu served 1 year as the offensive coordinator at UCLA, where he began his college coaching career as a graduate assistant in 1992. Prior to being elevated to offensive coordinator, Polamalu coached the Bruins' RBs for 2 seasons (2014-15).

Under Polamalu's guidance, RB Paul Perkins became the 1st Bruin since DeShaun Foster (2000-01) to register consecutive 1,000-yard rushing seasons and the 1st player at his position in program history to record 80 career receptions. Perkins, who was selected by the New York Giants in the 2016 NFL Draft, earned 2nd-Team All-Pac-12 recognition after rushing for 1,343 yards and 14 TDs as a senior. In 2014, Perkins experienced a breakout campaign, becoming the 2nd player in team history to lead the Pac-12 in rushing with 1,575 yards (2nd-highest total in school history).

Prior to his 2nd UCLA stint, Polamalu was the offensive coordinator and RBs coach at his alma mater, USC, from 2010-12. In Polamalu's system, QB Matt Barkley became the all-time leading passer in school and conference history, throwing for 12,327 yards and 116 TDs. In 2011, Barkley finished 6th in the Heisman Trophy voting after completing 308 of 445 passes for 3,528 yards, 39 TDs (school record) and a 69.2% completion rate (school record), leading the Trojans to a #6 finish in the AP poll. That same season, RB Curtis McNeal received All-Pac-12 Honorable Mention after gaining 1,005 yards and 6 TDs on 145 carries (6.9 average), becoming the 27th player in program history to reach the 1,000-yard rushing mark.

Before his return to the college ranks, Polamalu coached the RBs in Jacksonville (2005-09) and Cleveland (2004). The Jaguars totaled the 3rd-most rushing yards (133.7 ypg) and 2nd-most rushing TDs (95) in the league from 2005-09, and 2 Jacksonville RBs earned Pro Bowl nods during that span: Fred Taylor (2007) and Maurice Jones-Drew (2009). In his Pro Bowl season under Polamalu, Jones-Drew rushed for 1,391 yards (4th in the NFL) and 15 TDs (2nd).

During his lone season in Cleveland, Polamalu coached with Vikings Defensive Coordinator George Edwards and Defensive Line Coach Andre Patterson, who led the LBs and defensive line, respectively. With Polamalu leading the backfield in 2004, the Browns were 1 of 7 NFLs team with multiple 500-yard rushers: Lee Suggs (744) and William Green (585).

Polamalu joined USC for the 2000-03 seasons, when he was the Trojans' RBs coach (2000), special teams coordinator (2001) and special teams coordinator and RBs coach (2002-03). Prior to joining the USC coaching staff, Polamalu served as Colorado's RBs coach for 2 seasons (1997-98) between stints at San Diego

State as the LBs coach (1999) and special teams and RBs coach (1994-96). Polamalu gained his 1st coaching experience on the college level as a graduate assistant at UCLA, where he worked with the DBs and special teams. Following the 1993 season, the Bruins earned a share of the Pac-10 title and competed in the Rose Bowl.

Polamalu began his coaching career as a volunteer assistant at Crespi High School in Encino, CA, where he stayed for 3 seasons (1986-88) before coaching at Westlake High School in Westlake Village, CA, for 3 years (1989-91). While at Crespi, Polamalu helped lead the Carmelite to the 1986 CIF Division I championship in his 1st year with the team.

Polamalu's nephew, Troy Polamalu, played 12 seasons and won 2 Super Bowls with the Steelers; his brother, Ao Polamalu, played football at Penn State (1985-87); his nephew, Nicky Sualua played RB for the Bengals and Cowboys after his college career at Ohio State; and 3 of his nephews played college football: Leie Sualua (Oregon), Joe Polamalu (Oregon State) and Kaio Aumua (UTEP).

Polamalu, who received his bachelor's degree in history from USC in 1987, attended Mater Dei High School in Santa Ana, CA, where he was an All-American in football, member of the basketball and track teams and served as the student body president. He and his wife, Diane, have 3 children: K.C., Matthew Aootato, and Raymond Tre. Born on 11/22/63, Polamalu is a native of Pago Pago, American Samoa.

### POLAMALU'S BACKGROUND

#### Player

1982-85..... Southern California // FB/LB

#### Coach


1986-88 ..... Crespi (CA) High // Assistant Coach  
 1989-91 ..... Westlake (CA) High // Assistant Coach  
 1992-93 ..... UCLA // Graduate Assistant  
 1994-96 ..... San Diego State // Special Teams/RBs  
 1997-98 ..... Colorado // RBs  
 1999 ..... San Diego State // LBs  
 2000 ..... USC // RBs  
 2001 ..... USC // Special Teams Coordinator  
 2002-03 ..... USC // Special Teams Coordinator/RBs  
 2004 ..... Cleveland Browns // RBs  
 2005-09 ..... Jacksonville Jaguars // RBs  
 2010-12 ..... USC // Offensive Coordinator // RBs  
 2014-15 ..... UCLA // RBs  
 2016 ..... UCLA // Offensive Coordinator  
 2017- ..... Minnesota Vikings // RBs

## VIKINGS SPONSOR 7-ON-7 TOURNAMENTS TO KEEP PLAYERS SHARP

The Vikings have promoted high school teams competing at the state and national level in the growing game of 7-on-7 passing league football.

The Vikings host the Vikings title game at Winter Park in June. Perennial power Becker High won the 2017 title.





## ROBERT RODRIGUEZ

ASSISTANT DEFENSIVE LINE  
COACHING EXPERIENCE: 10TH SEASON  
NFL EXPERIENCE: 3RD SEASON  
VIKINGS EXPERIENCE: 3RD SEASON

Robert Rodriguez returns for his 3rd season with the Vikings, serving as the team's assistant defensive line coach. Rodriguez will again work closely with veteran defensive line coach Andre Patterson in their 3rd season together with the Vikings.

The Vikings defense ascended to #3 in the NFL in 2016, powered by strong and consistent play along the line. The Vikings ranked tied for 4th in the NFL with 41 team sacks, 34 of those coming from the defensive line, which was the 2nd-most as a unit in the NFL. The d-line was represented at the Pro Bowl by DE Everson Griffen (2nd honor) and DT Linval Joseph made his 1st appearance. Joseph notched 100 tackles on the season and 2nd-year player Danielle Hunter led the club with 12.5 sacks putting him in a tie for 3rd in the NFL. The Vikings defensive line accounted for 2 TDs and a safety with Hunter returning a fumble for a TD and notching the safety and Griffen returning a fumble for a score. Griffen was named NFC Defensive Player of the Week for his game at Carolina (9/25) when he had a season-high 3.0 sacks.

Everson Griffen led the team with 10.5 sacks (4th in NFC) on his way to his 1st career Pro Bowl. Griffen posted back-to-back seasons with double-digit sacks and ranks 6th in the NFL with 22.5 sacks since the start of the 2014 season. Spelling Griffen and veteran DE Brian Robison (5.0 sacks) was Danielle Hunter, the youngest player in the NFL. Hunter, a 3rd-round selection out of LSU, ranked 2nd in the NFL for sacks by a rookie with 6.0. He posted the 2nd-most sacks on the Vikings and 5th-most by a rookie in team history. NT Linval Joseph was a dominant force in his 2nd year as a Viking, and he led the DL with 71 tackles. Joseph (Week 9 vs. STL) and Griffen (Week 17 at GB) earned NFC Defensive Player of the Week honors. Hunter was named to the All-Rookie team by the PFWA. DT Tom Johnson continued to flourish in Minnesota and added 5.5 sacks. Since 2014, Johnson ranks 6th in the NFL in sacks by a DT with 12.0. 3rd year starting DT Sharrif Floyd added 2.5 sacks and 37 tackles. The DL accounted for 30 of the 43 team sacks during the regular season. Only 5 RBs reached 100+ rushing yards in 2015. The defense ranked 5th in the NFL only allowing 19.3 points per game.

From 2008-14 Rodriguez would coach the LBs and special teams at his alma mater, Texas-El Paso.

During the 2013 season, the Miners' special teams unit was sparked by Autrey Golden, who under the direction of Rodriguez averaged 27.6 yards per kickoff return, which ranked 10th nationally, and tied for second nationally in KDRs returned for TDs (2) and already holds the UTEP career record in that category with 4 TDs in his first 2 collegiate seasons. In 2011, LB Isaiah Carter finished with 54 tackles and was named All-Conference USA honorable mention, for the second-consecutive season.

The former Miner ranks in the top 5 among UTEP's all-time leading tacklers with 443 career tackles, including 33 TFLs. He led the Western Athletic Conference in tackles in 3-of-4 seasons with the Miners and was named the WAC Defensive Player of the Year following his senior season in 2004, after being credited with 121 tackles and 16 TFLs and was selected to play in the 2005 East/West All-Star Game.

In his professional playing career, Rodriguez spent time with the Carolina Panthers and Tennessee Titans (2005), before playing for Cologne in the NFL Europa (2006) and the Calgary Stampeders of the CFL (2006-07).

A native of El Paso, TX, Rodriguez was a standout RB at Montwood High School, earning All-City Offensive MVP as a senior. Rodriguez and wife, Holly, have a son, Caleb.

### RODRIGUEZ' BACKGROUND

#### Player

2001-04 ..... Texas-El Paso // LB  
2006 ..... Cologne Centurions // LB  
2006-07 ..... Calgary Stampeders // LB

#### Coach

2008-14 ..... Texas-El Paso // LBs/Special Teams/Nickels  
2015- ..... Minnesota Vikings // Assistant Defensive Line

## VIKINGS DEFENSIVE LINE KEYS TURNAROUND

When Mike Zimmer and staff took over the Vikings for the 2014 season the club was coming off a 2013 season that saw the defense rank #31 in the NFL in total defense and passing defense. A renewed focus on rushing the passer and playing strong run defense resulted in the Vikings climbing to #3 in total defense in the NFL for 2016. A strong group of defensive linemen that featured Pro Bowlers DT Linval Joseph and DE Everson Griffen were key elements to the turnaround. In only his 2nd season, DE Danielle Hunter led the team in sacks in 2016 with 12.5 sacks. The secondary sent a pair of players to the Pro Bowl as well, S Harrison Smith earned his 2nd honor in 2016 and CB Xavier Rhodes was selected for the 1st time.

#### NFL SACKS 2014-16

Denver.....	134
Carolina.....	131
<b>Minnesota.....</b>	<b>125</b>
New England .....	123
Green Bay.....	123

#### NFL OFFENSIVE POINTS ALLOWED- 2016

New England .....	250
NY Giants.....	275
Denver.....	280
Seattle .....	290
<b>Minnesota.....</b>	<b>299</b>
Kansas City.....	304

#### NFL PASSER RATING AGAINST- 2016

Denver.....	69.7
NY Giants.....	75.8
Kansas City.....	79.8
<b>Minnesota.....</b>	<b>83.0</b>
Cincinnati.....	83.1







# TONY SPARANO

**OFFENSIVE LINE**  
**COACHING EXPERIENCE: 35TH SEASON**  
**NFL EXPERIENCE: 19TH SEASON**  
**VIKINGS EXPERIENCE: 2ND SEASON**

Returning to coach the Vikings offensive line in 2017, Tony Sparano has a wealth of coaching experience and has worked with Mike Zimmer in the past. The pair share a passion for teaching the game and getting the most out of their players. Zimmer shared a sideline with Sparano while both coached in Dallas under Bill Parcells from 2003-06.

Sparano coached the Vikings linemen in 2016 when the unit was decimated by injuries and a constantly changing lineup. The team did not have a lineman play in all 16 games and was forced to use 8 different starting combinations during the season. The Vikings line coaches prepared C Nick Easton to make his 1st career starts as he moved into the lineup for the final 5 games. Jeremiah Sirles, who had 1 career start in 2 games played entering 2016, started 10 games during the year- 9 at RT and 1 at LG. Veteran interior lineman Joe Berger started 14 games at 3 positions- 11 at C, 2 at RG and 1 at LG. The loss of star RB Adrian Peterson hurt the Vikings ground game as the former MVP played in only 3 games during the season. The Vikings line protected QB Sam Bradford as he set the NFL record for completion % in a season at 71.6%, set the Vikings record for completions with 395 and the team record for INT% at 0.9% and a career-best 99.3 passer rating, the 4th best by a Viking.

Prior to the Vikings, Sparano coached TEs in San Francisco. The 49ers offense went through a myriad of changes throughout the preseason and regular season, but the TE group was a steady source of productivity. Starter Vance McDonald tied for 3rd on the club in receptions and joined fellow TE Garrett Celek to each notch 3 receiving TDs, also good for a tie for 3rd on the team.

Under Sparano's direction for the final 12 games of the 2014 season, the Raiders finished with a 3-9 record, including wins in 3 of their last 6 contests. Offensively for the Raiders, rookie QB Derek Carr became the only quarterback from the 2014 draft class to start each of his team's 16 regular season games. Among all rookie QBs in NFL history, Carr ranked 2nd in completions (348), tied for 5th in passing touchdowns (21) and 10th in passing yards (3,270). In addition, he threw 12 interceptions, tied for 4th-fewest among all passers with at least 500 attempts in 2014. Defensively, Sparano inherited a team that was ranked 17th in opponent's yards per carry average (4.31), and over the 12 weeks following his promotion, the Raiders ranked 8th (3.83). The team also finished the season ranked 22nd in rushing yards per game allowed (119.4), despite ranking 31st (158.3) before Sparano took over.

In 2013, Sparano served as Oakland's assistant head coach/ OL coach and tutored a shuffling unit that paved the way for 4 different players to rush for 100 yards in a game, becoming the first team to achieve the feat since 1978 (KC - five players). Sparano elevated the run game to new heights in his first season, raising the rushing yards per game average from 88.8 (2012) to 125.0 (2013).

Prior to joining the Raiders, Sparano served as offensive coordinator for the New York Jets in 2012, following a 4-year stint as head coach of the Miami Dolphins (2008-11).

From 2008-10, Miami posted a 15-9 record on the road, which was tied for the 3rd-best road record over that span. Under Sparano's guidance, WRs Brandon Marshall and Davone Bess combined for the most receptions by any duo in Dolphins history, while TE Anthony Fasano set career highs in receptions, yardage and touchdowns. In his 1st season as Miami's head coach, Sparano guided the Dolphins to an 11-5 record and the AFC East title, following a dismal 1-15 season in 2007. His 10-game improvement earned him 2008 NFL Coach of the Year honors by the NFL Alumni and the Pro Football Weekly/Professional Football Writers of America and is tied for the largest single-season improvement in wins in NFL history (Indianapolis Colts - 1998-99).

Sparano was a member of the Cowboys coaching staff from 2003-07, where he held several offensive positions, including tight ends coach (2003-04), offensive line/run-game coordinator (2005) and assistant head coach/offensive line (2006-07). When Sparano was the primary play-caller in 2006, the Cowboys finished 5th in total offense (360.8 yards per game). In addition, the unit's 425 points scored was the 4th-highest total in the NFL. In 2004, Sparano helped develop TE Jason Witten into one of the league's best TEs. Witten hauled in 87 receptions for 980 yards and 6 touchdowns in his 2nd season to become the first Dallas tight end to make the Pro Bowl since 1995.

Prior to 2 1-year stops as a TEs coach with Marty Schottenheimer's Redskins in 2001 and Tom Coughlin's Jaguars in 2002, Sparano helped launch the Cleveland Browns. In 1999, Cleveland's 1st year back in the NFL, Sparano served as an offensive quality control coach. He spent the 2000 season in charge of the Browns' offensive line.

Sparano made the jump to the NFL after 5 years as head coach of his alma mater, Division II New Haven (1994-98), where he compiled a 41-14 record (.745) and 4 winning campaigns. He guided the Chargers to a pair of NCAA playoff berths. His 1st coaching position was at his alma mater from 1984-87 on the offensive line before a 6-year stint with Boston University coaching the Terriers' OL from 1988-89, before serving as offensive coordinator from 1990-93.

In 1997, his 12-2 New Haven club led the country in scoring offense (42.8 points per game) and ranked 2nd in scoring defense (11.6) before losing in the National Championship. In his final season at Boston University, his 12-1 program secured the Yankee Conference and advanced to the quarterfinals of the NCAA playoffs.

A native of West Haven, CT, Sparano was the starting center for the University of New Haven, playing for the club from 1978-81, helping the squad to its first undefeated season in school history in 1979. Sparano is a member of the New Haven Football Hall of Fame.

Sparano and his wife, Jeanette, have 3 children - sons Tony and Andrew, who each played football at Albany, and daughter, Ryan Leigh. Sparano and his wife also have 2 grandchildren, Tony and Gabriella.

## SPARANO'S BACKGROUND

### Playing

1978-81..... New Haven // Center

### Coaching

- 1984-87..... New Haven // Offensive Line
- 1988..... Boston University // Offensive Line
- 1989-93..... Boston University // Offensive Coordinator
- 1994-98..... New Haven // Head Coach
- 1999..... Cleveland Browns // Offensive Quality Control
- 2000..... Cleveland Browns // Offensive Line
- 2001..... Washington Redskins // Tight Ends
- 2002..... Jacksonville Jaguars // Tight Ends
- 2003-04..... Dallas Cowboys // Tight Ends
- 2005-06..... Dallas Cowboys // Offensive Line/Running Game Coord.
- 2007..... Dallas Cowboys // Asst. Head Coach/Offensive Line
- 2008-11..... Miami Dolphins // Head Coach
- 2012..... New York Jets // Offensive Coordinator
- 2013-14..... Oakland Raiders // Asst. Head Coach/Offensive Line
- 2014..... Oakland Raiders // Interim Head Coach
- 2015..... San Francisco 49ers // Tight Ends
- 2016..... Minnesota Vikings // Offensive Line



## KEVIN STEFANSKI

### QUARTERBACKS

COACHING EXPERIENCE: 13TH SEASON

NFL EXPERIENCE: 12TH SEASON

VIKINGS EXPERIENCE: 12TH SEASON

Kevin Stefanski enters 2017 as the longest-tenured coach on the Vikings staff, going into his 12th season with the club. Stefanski has coached QBs, TEs and RBs in his dozen seasons with the team, taking over the QB group for the 2017 season.

The 2016 Vikings battled injuries along the offensive line and to RB Adrian Peterson that caused the runner to miss 13 games. The running game leaned on veterans Jerick McKinnon and Matt Asiata as the duo combined for 941 yards and 8 rushing TDs. McKinnon went to his roots and saw time as a wildcat QB in an effort to give the running game a spark and the team found a role for WR Cordarrelle Patterson to get involved in the ground game. McKinnon posted a career-best 43 catches on the season, nearly matching his career total (48) in the previous 2 seasons combined. McKinnon's team-high 159 carries on the year were only 6 behind (165) his previous 2 seasons combined total.

Under Stefanski's guidance, the TE unit enjoyed a successful 2015 campaign. TE Kyle Rudolph started all 16 games for the second time in his career and finished with a career-high 495 receiving yards. He scored a team-high 5 touchdowns and topped 100-yards receiving in a game (vs. Green Bay, 11/22) for the first time in his career. Stefanski also led 4th-year TE Rhett Ellison, who started 9 games, caught 1 TD and recorded a career-long 41-yard reception at Arizona (12/10). Rookie 5th-round pick TE MyCole Pruitt also had a contributing role on offense under Stefanski's tutelage, starting 3 games and catching 10 passes for 89 yards. The team opened in a 3-TE set twice during the final month of the season.

In Stefanski's 1st year tutoring the TEs in 2014, all 3 of the Vikings top TEs - Kyle Rudolph, Rhett Ellison and Chase Ford - caught TDs from Vikings QB Teddy Bridgewater on the season. The TE trio averaged 10.6 yards per catch and all 3 were in the starting lineup during the season.

Prior to overseeing the TE group, Stefanski served as the Vikings assistant QBs coach. Injuries led to Stefanski working with 3 different QBs who started at least 1 game during the 2013 season, with both Matt Cassel and Christian Ponder seeing action in 9 games. Cassel, in his 1st season with the Vikings, led the team with 1,807 yards, 11 TDs and an 81.6 passer rating. Behind a season-best 123.4 passer rating, Cassel led the Vikings to their 1st victory of the season in his 1st start with the club vs. Pittsburgh (9/29/13) in London, England.

The Vikings 2012 season exceeded outside expectations by going 10-6 and earning a berth in the playoffs as a Wild Card. The team continued to develop throughout the season, and Ponder grew as a signal caller as the season went on. Ponder's improved play in the final month of the season was a key element of the Vikings going 4-0 down the stretch to earn a playoff spot. Ponder's career-best game came vs. Green Bay (12/30) in the regular season finale in a must-win situation to make the postseason. He set a career-best with a 120.2 passer rating and tied his career high with 3 TD tosses. Ponder did not throw an INT in the final 3 games and had 8 games during the season without throwing a pick. He notched a completion percentage of 70.0%+ in 5 games and had 4 games with a passer rating of 100+. Ponder became the 7th Vikings QB to win 10 games as the starter.

The 2010 campaign was challenging to the Vikings as injuries derailed any consistency the team could build. The Vikings started 3 different QBs, including rookie Joe Webb for the final 2 games of the regular season on the road. QB Brett Favre started the opening 12 games of his 20th NFL season before injuries severely limited him to 1 more start in the final 4 games. Veteran backup Tarvaris Jackson started 1 game against the NY Giants but suffered a season-ending injury in that contest. Webb relieved Favre in the 1st half of the *Monday Night Football* game vs. Chicago (12/20) and started the final 2 outings, engineering an upset win at NFC East champion Philadelphia. Webb became only the 2nd Vikings QB to win his 1st start as a rookie and ran for TDs in consecutive weeks.

In 2009, Stefanski had a hands-on role in one of the most successful offensive seasons in Vikings history. The team improved dramatically in the passing game and developed new playmakers in prominent roles. Stefanski and the offensive staff helped veteran free agent Favre mesh with the offense despite reporting to the team in mid-August.

Stefanski spent 2006-08 working directly with then-Head Coach Brad Childress on administrative duties and special projects. Stefanski became acquainted with Childress during Philadelphia Eagles training camp in 2005 while working with the team's operations department.

Stefanski spent the 2005 season at his alma mater, the University of Pennsylvania, as assistant director of football operations. He coordinated all aspects of the Quakers' day-to-day operations of the football team.

A team captain as a senior in 2004, Stefanski was part of one of the most successful stretches in the history of the Quaker football program. The team won Ivy League titles in 2000, 2002 and 2003, and the squad went undefeated in league play during 2002 and 2003.

Twice honored as an Honorable Mention All-Ivy choice in 2002 and 2004, he was named Penn's Defensive Rookie of the Year as a freshman in 2000. During Stefanski's tenure, the squad posted a 42-7 overall record and a 32-3 mark in Ivy play. As a senior, the Quakers went 10-0 to become the 1st undefeated Penn team in a decade.

Stefanski holds a bachelor's degree in communications from Pennsylvania and attended St. Joseph's Prep in Philadelphia. The Stefanski family has made a name in athletics as Kevin's father, Ed, was a standout in basketball at Penn and has held executive positions with the NBA's New Jersey Nets, Philadelphia 76ers, Toronto Raptors and Memphis Grizzlies.

Stefanski and wife, Michelle, reside in Edina with their children, Will, Gabe and Juliet.

### STEFANSKI'S BACKGROUND

#### Player

2000-04 ..... Pennsylvania // DB

#### Coaching/Administration

2005 ..... Pennsylvania // Football Operations

2006-08 ..... Minnesota Vikings // Assistant to the Head Coach

2009-13 ..... Minnesota Vikings // Assistant QBs

2014-15 ..... Minnesota Vikings // TEs

2016 ..... Minnesota Vikings // RBs



## ADAM ZIMMER

### LINEBACKERS

COACHING EXPERIENCE: 12TH SEASON

NFL EXPERIENCE: 12TH SEASON

VIKINGS EXPERIENCE: 4TH SEASON

Adam Zimmer enters his 4th season as the Vikings LBS coach in 2017. The 2016 Vikings defense posted the highest ranking, #3 in the NFL, since 1993.

The Vikings defense in 2016 ranked #5 in scoring defense, allowing 18.7 points per game and one Zimmer's top pupils, LB Anthony Barr, was named to his 2nd Pro Bowl following the season. Minnesota ranked tied for 4th in the NFL with 41.0 sacks on the season and tied for 7th in the NFL with 27 takeaways. The Vikings defense scored 4 TDs and a safety with LB Eric Kendricks taking home NFC Defensive Player of the Week honors for his season-opening game at Tennessee (9/11) when he had a 77-yard INT return TD.

The 2015 Vikings won the NFC North and hosted a Wild Card Playoff game, highlighted by a stingy defense that jumped to #5 in the NFL in points allowed at 18.9 after ranking #11 in 2014. Under Zimmer's watch, Barr elevated his game in his 2nd year in the NFL to become a Pro Bowl-caliber player and was the 1st Vikings LB to become a Pro Bowler since 2012 when Chad Greenway received Pro Bowl honors. Additionally, the Vikings 2nd-round selection, Kendricks, became the 2nd rookie in franchise history to lead the team in tackles (105 total tackles), a feat that was last accomplished by Rip Hawkins in 1961.

Not to be outdone by his younger counterparts, Greenway snared a Phillip Rivers pass in the Vikings 31-14 win over the Chargers and returned the INT 91 yards to pay dirt. The 91-yard return was the 5th-longest INT return in team history and the 6th-longest INT return by a LB in NFL history.

3 of the top 5 tacklers for the Vikings during the 2015 campaign were the three starting LBS in Kendricks (105 tackles), Greenway (86 tackles) and Barr (80 tackles).

During his initial season with the Vikings, Zimmer helped Barr, who was the 9th-overall selection in the 2014 NFL Draft, splash onto the scene, leading the Vikings in tackles through the first 12 games before he was shut down for the season due to injury. Barr, who is relatively new to the position, having played FB for 2 years in college before switching to LB and immediately contributed, starting every game he played in recording 99 tackles, 4.0 sacks, 2 forced fumbles and 3 passes defended. Barr's 99 tackles ranks as the 5th-most in team history among rookies. The UCLA product was named NFC Defensive Player of the Week in Week 8 after recording 8 tackles, 1.0 sack, 1 pass defended and stripping, recovering and returning a fumble 27 yards on the first play of OT for a game-winning TD at Tampa Bay (10/26/14).

In his 1st season as an NFL position coach, Zimmer saw contributions from across the board. Veterans Greenway and Jasper Brinkley started 12 and 11 games, respectively, and helped solidify an otherwise inexperienced group. Greenway totaled 115 tackles while Brinkley corralled 85. 2nd-year LB Gerald Hodges saw the first significant playing time of his young career, starting 7 games and amassing 73 tackles. Hodges scored the fastest defensive TD in team history by intercepting Geno Smith of the Jets and returning the ball 27 yards for a TD 12 seconds into the game. Audie Cole, who mainly played special teams throughout the year, made his lone start in the season finale and performed well, leading the Vikings in tackles with 14 in a defensive effort that held the Bears to 9 points.

Before joining the Vikings, Zimmer spent the 2013 season with the Bengals and has previously worked with New Orleans (2006-09) and Kansas City (2010-12).

In his lone season with the Bengals, Zimmer, who served as the assistant DBs Coach, helped lead one of the top secondaries in the NFL. Despite facing the 5th-most passing attempts in the NFL, the Bengals allowed the 4th-fewest passing yards. The 5.9 yards-per-passing attempt the Bengals defense

allowed was the 2nd-best in the NFL, trailing only Seattle. There were 7 different Bengals defensive backs who recorded an interception, and the group finished with 14 total, which was more than 11 teams had total. The Bengals tied for 5th in the NFL with 20 INTs during the 2013 season.

A coach for 4 playoff teams in his 9 seasons in the NFL, including the Bengals in 2013, Zimmer was also a member of the New Orleans Saints coaching staff in 2009 when they defeated Indianapolis 31-17 in Super Bowl XLIV. Prior to joining the Vikings, all 3 teams he has been with have won a Division title, combining for 4 total.

Prior to joining the Bengals, Zimmer served as defensive assistant/assistant LBS coach for the Chiefs for 3 seasons. In 2012, his final season in Kansas City, Zimmer coached Tamba Hali, Justin Houston and Derrick Johnson to spots in the Pro Bowl. It marked the 1st time in Chiefs history that 3 LBS were named to the Pro Bowl in the same season. Houston finished the season 5th amongst NFL linebackers with 10.0 sacks. Hali and Johnson both earned Pro Bowl honors in 2011, the 1st time the Chiefs had sent multiple LBS to the Pro Bowl since 1972.

In Zimmer's 1st season with Kansas City, the Chiefs won the AFC West title with a 10-6 record. Hali had one of the best seasons by a LB in Chiefs history, finishing with the 2nd-most sacks by a LB in franchise history (14.5). The Chiefs run defense improved in 2010, allowing 46.2 fewer rushing yards per game than they did in 2009, moving up from 31st in the NFL in 2009 to 14th in 2010.

Zimmer spent 4 seasons with the New Orleans Saints and added duties as the assistant LBS coach in 2009. During their championship season in 2009, the Saints defense had the 2nd-most takeaways in the NFL (39), and Jonathan Vilma earned Pro Bowl honors.

The Saints won the NFC South and advanced to the NFC Championship Game against Chicago in 2006, Zimmer's 1st season in the NFL. The 2006 season saw the Saints improve in both offensive yards allowed and offensive points allowed. The Saints gave up 51 fewer points and improved from 27th to 13th in the NFL in scoring defense. The Saints defense gave up 5 fewer yards per game and finished 11th in the NFL in yards allowed.

Zimmer was a safety for Trinity University in San Antonio, TX, from 2002-05 and graduated in 2006. Zimmer is the son of Vikings Head Coach Mike Zimmer, and 2017 marks the 5th season the father and son have worked together. Adam (1/13/84) was born in Ogden, UT while his father served as an assistant coach at Weber State University.

### ZIMMER'S BACKGROUND

#### Player

2002-05..... Trinity University (TX) // DB

#### Coach

2006-08..... New Orleans Saints // Defensive Assistant

2009 ..... New Orleans Saints // Assistant DBs

2010-12 ..... Kansas City Chiefs // Defensive Asst./Asst. LBs

2013 ..... Cincinnati Bengals // Assistant DBs

2014-..... Minnesota Vikings // LBS



## MARK UYEYAMA

**HEAD STRENGTH AND CONDITIONING**  
**COACHING EXPERIENCE: 20TH SEASON**  
**NFL EXPERIENCE: 10TH SEASON**  
**VIKINGS EXPERIENCE: 1ST SEASON**

With a solid decade of experience under his belt, Mark Ueyeyama joins the Vikings in 2017 as Head Strength and Conditioning coach. Ueyeyama spent the past 9 seasons with the San Francisco 49ers, highlighted by the club's run to 3 consecutive NFC Championship Games and an appearance in Super Bowl XLVII against Baltimore.

Ueyeyama progressed during his tenure with the 49ers, spending his final 2 seasons as the club's Director of Human Performance (2015-16). He was the Head Strength and Conditioning Coach for the franchise from 2011-14 and Assistant Strength and Conditioning Coach from 2008-10. Ueyeyama was named Samson Equipment's NFL Strength & Conditioning Coach of the Year by American Football Monthly in 2011.

Ueyeyama will manage the strength and conditioning programs for all Vikings players and work in conjunction with the medical staff on rehabilitation for injured players.

Prior to joining the 49ers, Ueyeyama was Head Strength Coach at Utah State University from 2004-07. He is a University of Utah graduate and worked as a student assistant strength coach for 2 years with the Utes. He moved on to a graduate assistant role at Utah State and then a graduate assistant position at Arizona State from 2001-03 while working on his master's degree. He earned his master's in higher and post-secondary education in 2003 from ASU.

As a student-athlete, Ueyeyama played football at Butte Community College in California before moving on to Northern State University in Aberdeen, SD.

### UYEYAMA'S BACKGROUND

#### Player

1994-95 ..... Butte Community College // DL  
1996-97 ..... Northern State // DL

#### Coach

1998-00 ..... Utah // Strength and Conditioning Student Asst.  
2000-01 ..... Utah State // Strength and Conditioning GA  
2001-03 ..... Arizona State // Graduate/Coaching Assistant  
2004-07 ..... Utah State // Head Strength and Conditioning  
2008-10 ..... San Francisco 49ers // Asst. Strength and Conditioning  
2011-14 ..... San Francisco 49ers // Head Strength and Conditioning  
2015-16 ..... San Francisco 49ers // Director of Human Performance  
2017- ..... Minnesota Vikings // Head Strength and Conditioning



## DERIK KEYES

**ASSISTANT STRENGTH AND CONDITIONING**  
**COACHING EXPERIENCE: 9TH SEASON**  
**NFL EXPERIENCE: 6TH SEASON**  
**VIKINGS EXPERIENCE: 1ST SEASON**

Derik Keyes joins the Vikings strength and conditioning staff with 8 years of coaching experience, including 5 in the NFL. Prior to assuming his current position, Keyes held the same post with the Browns from 2013-16 and Texans in 2012.

During his time in Cleveland, Keyes worked directly with WRs and DBs, and while in Houston, he helped supervise weight training and focused on speed and agility development of players on injured reserve. Keyes served under the 2012 NFL Strength Coach of the Year, Cedric Smith, and helped the Texans claim an AFC South title in his lone season with the club.

In 2011, Keyes returned to his alma mater, Louisiana-Lafayette, where he worked as the director of strength and conditioning for men's and women's track and field, specifically sprinters and jumpers. While with the Ragin' Cajuns, Keyes also served as the director of football freshman development and assisted with Olympic sports.

As a graduate assistant strength and conditioning coach at South Alabama, Keyes helped develop workouts for several programs, including the football team. Keyes joined the Louisiana-Lafayette coaching staff as an assistant strength and conditioning intern in 2009.

A 4-year letterman at 5 with the Ragin' Cajuns, Keyes earned Sun Belt 2nd-Team All-Conference honors, team Defensive MVP and the Hammer Award, given to the player who delivered the hardest hits of the season, as a senior. He earned a bachelor's degree in 2008.

A Laurel, MS, native, Keyes attended Lafayette (LA) High School and is a certified USAW Sports Performance coach and NSCA professional member.

### KEYES' BACKGROUND

#### Player

2004-08 ..... Louisiana-Lafayette // Safety

#### Coach

2009 ..... Louisiana-Lafayette // Strength and Conditioning Intern  
2010 ..... South Alabama // Strength and Conditioning GA  
2011 ..... Louisiana-Lafayette // Asst. Strength and Conditioning  
2012 ..... Houston Texans // Asst. Strength and Conditioning  
2013-16 ..... Cleveland Browns // Asst. Strength and Conditioning  
2017- ..... Minnesota Vikings // Asst. Strength and Conditioning



## CHAZ MAHLE

ASSISTANT STRENGTH AND CONDITIONING

COACHING EXPERIENCE: 12TH SEASON

NFL EXPERIENCE: 9TH SEASON

VIKINGS EXPERIENCE: 7TH SEASON

Chaz Mahle is responsible for managing player workout programs during the offseason strength and conditioning program and throughout the season. Mahle helped the 2015 Vikings win the NFC North with an 11-5 mark and host a playoff game, both firsts for the club since 2009.

In between stints interning with the Vikings, Mahle worked closely with the Stanford football program that capped the season with a Rose Bowl victory in 2012.

Mahle had his 1st stint with the Vikings during the 2010-11 seasons following a graduate assistantship at Bowling Green. As a part-time assistant with the Jacksonville Jaguars from 2006-07, Mahle received his 1st NFL experience. Mahle worked with the 2007 club that earned a Wild Card playoff berth following an 11-5 record in the regular season.

As a member of the St. Cloud State football team from 2001-04, Mahle helped the Huskies win the North Central Conference

in 2002 and earn a spot in the Division II playoffs in 2004. He graduated in 2005 with a degree in Physical Education. Mahle attended Blaine High School in the suburban Twin Cities and resides in Ham Lake with his wife, Ashley.

### MAHLE'S BACKGROUND

#### Player

2001-04 ..... St. Cloud State // Cornerback

#### Coach

2006-07 ..... Jacksonville Jaguars // Part-Time Assistant

2008-10 ..... Bowling Green // Graduate Assistant

2010-11 ..... Minnesota Vikings // Strength and Conditioning Asst.

2012 ..... Stanford // Sports Performance Assistant

2013-14 ..... Minnesota Vikings // Strength and Conditioning Asst.

2015- ..... Minnesota Vikings // Asst. Strength and Conditioning



## RESHARD LANGFORD

ASSISTANT STRENGTH AND CONDITIONING

COACHING EXPERIENCE: 2ND SEASON

NFL EXPERIENCE: 6TH SEASON

VIKINGS EXPERIENCE: 2ND SEASON

Reshard Langford enters his 2nd season with the Vikings in 2017 assisting with the club's strength and conditioning programs.

A former NFL player, Langford's coaching career began with the Vikings in 2016 as an intern and was promoted heading into 2017.

Langford saw action for Kansas City in 2010 and 2011, playing in 17 games for the Chiefs with 2 starts. His rookie season began as an undrafted free agent with Philadelphia where he spent time on the practice squad prior to his release and then moved to the Chiefs practice squad. Langford joined the Detroit Lions in 2012.

A standout at Vanderbilt University, Langford captained the Commodores as a senior in 2008 and was twice named the team's most valuable DB. In 2005 he earned a spot on the Freshman All-SEC team.

A sociology major at Vanderbilt, Langford holds a bachelor's degree from the school and is pursuing an MBA from Indiana. A multi-sport standout at Tanner High in Tanner, AL, he was an All-State and All-Region honoree in football.

Langford and wife, Jasmine, reside in Eden Prairie.

### LANGFORD'S BACKGROUND

#### Player

2004-08 ..... Vanderbilt University // Defensive Back

2009-11 ..... Kansas City Chiefs // Defensive Back

2012 ..... Detroit Lions // Defensive Back

#### Coach

2016 ..... Minnesota Vikings // Strength and Conditioning Asst.

2017 ..... Minnesota Vikings // Asst. Strength and Conditioning

## VIKINGS-BUCCANEERS WERE FAMILIAR FACES

When Tampa Bay visits U.S. Bank Stadium on September 24, 2017 the clubs will look much different than when they did as NFC Central Division foes from 1977-2001. Tampa Bay was an expansion team in 1976 and part of the AFC Western Division until moving to the NFC Central in 1977. In 2002 the NFL re-aligned the divisions and the Vikings joined traditional Central Division opponents Chicago, Detroit and Green Bay in the NFC North while Tampa Bay linked up in a more geographically accurate NFC South along with Atlanta, Carolina and New Orleans. The Bucs have not been to Minnesota for a regular season game since 2012 at the Metrodome. Tampa Bay has had the upper hand in the series lately with 6 wins in the past 7 meetings. Overall, Minnesota leads the all-time series 32-22. Tampa's fortunes started to change in 1996 when they hired former Vikings defensive coordinator Tony Dungy as head coach and made the playoffs on a consistent basis.

The Vikings and Buccaneers have never met in playoff action but have had some memorable games over the history of the series. The 1998 season opener in Minnesota introduced Randy Moss to the NFL as he reeled in 4 passes for 95 yards, including 48-yard and a 31-yard TDs from Brad Johnson en route to a 31-7 victory. Later that season the Bucs handed the Vikings their only regular season loss at Raymond James Stadium. Years later, Johnson piloted the Buccaneers to the Super Bowl XXXVII title with a win over Oakland to cap the 2002 season, defeating another former Vikings QB- Rich Gannon.





## ERIC SUGARMAN

DIRECTOR OF SPORTS MEDICINE/HEAD ATHLETIC TRAINER

NFL EXPERIENCE: 21ST SEASON

VIKINGS EXPERIENCE: 12TH SEASON

Eric Sugarman enters his 21st NFL season in 2017 and his 12th with the Vikings as the Director of Sports Medicine/Head Athletic Trainer. Sugarman has been part of 7 Division championship teams since 2000 and 9 playoff teams.

During his tenure with the Vikings, Sugarman and his staff have been instrumental in helping several players return from severe injuries by creating or enhancing rehabilitation protocols. During the 2012 offseason, Sugarman and his staff worked with RB Adrian Peterson on his remarkable comeback from a severe knee injury in late December 2011. Peterson returned to action for the 2012 season opener and went on to exceed all outside expectations by rushing for 2,097 yards, the 2nd-best season in NFL history, and earning NFL Most Valuable Player and Offensive Player of the Year honors in the NFL along with 1st-Team All-Pro and Pro Bowl recognition.

Sugarman's staff has overseen many complicated and unique rehab protocols including those of LBs Chad Greenway, Heath Farwell and E.J. Henderson, who each suffered season-ending injuries in their careers but returned to earn Pro Bowl berths.

With the Vikings, Sugarman oversees the recognition, immediate care and rehabilitation of all injuries sustained. He and his staff implement and maintain proactive treatment and rehabilitation programs. Sugarman also oversees the Vikings nutrition program, where he works closely with the team chef and nutritionist.

The Vikings athletic training staff has broad-based experience in athletic training and has trained under some of the most respected professionals in their field. The staff prides itself on being proactive while using the most current evidence-based concepts, modalities and principles. All the athletic training staff members are Performance Enhancement and Corrective Exercise Specialists credentialed through the National Academy of Sports Medicine. The Vikings staff has been trained in the Advanced Graston technique, a patented form of instrument-assisted soft tissue mobilization that works to effectively break down scar tissue and fascial restrictions. The staff takes courses each off-season which have included myofascial release techniques, Kinesio Taping and most recently Blood Flow Restriction therapy. Sugarman has worked closely in the past with the Nike SSP team. This has allowed for the implementation of new sports vision training concepts. Sugarman also has a strong working relationship with Starkey Hearing of Eden Prairie, allowing him to bring state-of-the-art hearing enhancement and ear protection to the team and staff.

Sugarman spent the 1997-99 seasons with the Chicago Bears and the 2000-05 campaigns with Philadelphia. Sugarman got his first taste of the NFL as a summer intern for the Bears' athletic training staff from 1993-95.

Sugarman earned his bachelor's degree in health and physical education with an emphasis in athletic training from West Chester University and went on to earn his master's degree in sports management at the University of Richmond. During his tenure at Richmond, Sugarman served as the graduate assistant athletic trainer for the Spiders football team and head athletic trainer for the Spiders' baseball squad. In 1994-95, Sugarman served as assistant athletic trainer at West Chester and worked as an instructor at the school. In 1996 Sugarman served as an athletic trainer in the Chicago Cubs organization.

Sugarman joined the Bears as an assistant trainer from 1997-99 before moving to the Eagles in a similar role in 2000. The Eagles were noted for progressive rehab programs. That athletic training staff played an integral part in helping Terrell Owens return from ankle surgery during the regular season in time for Super Bowl XXXIX.

Sugarman is an active member of the Professional Football Athletic Trainers Society. He currently sits on the Advisory Board of Orthology and is a member of the Twin Cities Dunkers Club. Sugarman is also an American Heart Association Basic Life Support, AED and First Aid certified instructor. In 2003 he received the PFATS "Big Heart" award for saving the life of a fellow Eagles employee by performing CPR. In 2010, Sugarman and former Vikings Head Coach Brad Childress were co-winners of the American Optometric Association's Eagle Award and in 2009 ESPN Magazine recognized him as the NFL's Most Irreplaceable Athletic Trainer. In 2011, Sugarman was inducted into the Hazleton, PA Area Sports Hall of Fame. In 2013, the Vikings staff was recognized with the Excellence in Aquatics Award by HydroWorx in honor of their progressive use of aquatic therapy.

In 2014, Sugarman helped to implement a program to provide certified athletic trainers for football players in 13 public Minneapolis and St. Paul high schools, servicing over 600 players for practices and games. The program, in partnership with Twin Cities Orthopedics and Tria Orthopaedic Center and with funding help from the Vikings and the National Football League Foundation, will help to ensure the safety and welfare of young players. Sugarman and his staff were awarded the Minnesota Athletic Trainers' Association Sports Medicine Enhancement Award for 2016 during the MATA Annual Meeting and Clinical Symposium for their role played in expanding access to certified athletic trainers for athletes at Minneapolis and St. Paul public high schools.

Sugarman and his wife, Heather, reside in Chanhassen, MN, with their sons, Jake and Ben.

KICKOFF

EXECUTIVES

COACHES

STAFF

PLAYERS

ROOKIES

2016 SEASON

RECORDS

PLAYOFF RECORDS

HISTORY

EXTRA POINTS



## TOM HUNKELE

COORDINATOR OF REHABILITATION/ASSISTANT ATHLETIC TRAINER

Tom Hunkele enters his 12th season as an assistant on the Vikings athletic training staff in 2017 as coordinator of rehabilitation/assistant athletic trainer. Hunkele and Vikings Director of Sports Medicine/Head Athletic Trainer Eric Sugarman previously worked together for 6 seasons with the Philadelphia Eagles. Hunkele assists in the evaluation and care of all injuries sustained and helps implement proactive treatment and rehabilitation programs for the athletes.

During Hunkele's tenure with the Eagles from 2000-05, he worked with NovaCare Rehabilitation as a staff physical therapist during the offseason and as an assistant with the team starting in the preseason through the remainder of the schedule. While working with the Eagles, Hunkele was part of Rick Burkholder's highly regarded staff and was exposed to some of the most progressive rehab programs and techniques at work in the NFL today.

Hunkele started in the athletic training field as a student at Duquesne, where he assisted with the athletic training staff for football during his undergraduate days. During the 1997 season, he was exposed to the NFL for the 1st time when he served as a season-long intern for the Pittsburgh Steelers who

advanced to the AFC Championship to face eventual Super Bowl champs Denver.

Following his graduation in 1998 with a bachelor's degree in athletic training from Duquesne, Hunkele remained at the school to earn his master's in physical therapy. During graduate school, he served as a graduate assistant from 1998-2000 where he worked as head athletic trainer for the men's soccer, ice hockey and men's and women's tennis teams along with supervising student assistants. Hunkele is certified as a Performance Enhancement Specialist and Corrective Exercise Specialist by the National Academy of Sports Medicine. Hunkele is also a sports certified specialist through the APTA. In 2013, the Vikings staff was recognized with the Excellence in Aquatics Award by HydroWorx in honor of their progressive use of aquatic therapy.

Hunkele, a native of Reading, PA, and graduate of Holy Name High School, is a member of the National Athletic Trainers' Association along with being a licensed physical therapist in Minnesota. Hunkele is married to Rachel and the couple resides in Eden Prairie with their daughters, Zara and Zoe.



## ROB ROCHE

ASSISTANT ATHLETIC TRAINER

Rob Roche brings a diverse athletic training background in pro football and collegiate athletics to the Vikings as an assistant on Eric Sugarman's staff.

Roche enters his 12th season with the Vikings in 2017 and assists with the evaluation and care of all injuries sustained and helps implement proactive treatment and rehabilitation programs for the athletes. Roche was a season-long intern with the Philadelphia Eagles in 2000 and during 2003-05 training camps, where he worked with Sugarman and Vikings assistant Tom Hunkele.

Before joining the Vikings, Roche spent 2001-06 working as an assistant athletic trainer at Swarthmore College where he provided medical coverage for the NCAA Division III program. Along with athletic training responsibilities, Roche was an approved clinical instructor for athletic training students.

Roche earned his bachelor's degree in health and physical education with an emphasis in athletic training from West Chester University in 1998. During his undergraduate tenure, he served an internship in athletic training at the school working with the football team. Following his graduation, Roche transitioned to the University of Illinois to earn his master's degree in kinesiology where he served as a teaching assistant

in the kinesiology department and was a graduate assistant in UI's Rehabilitation Education Services. He earned his MS degree in 2000.

During Roche's stint at Illinois, he was first exposed to the NFL as a training camp intern for the Chicago Bears in 1998 and 1999. His experience in pro football continued in 2000 when he was an assistant with the Frankfurt Galaxy in NFL Europe and in 2001 with the World Bowl IX champion Berlin Thunder. Continuing his education through experience, Roche volunteered for 2 weeks in summer 2003 with the U.S. Olympic Committee in Chula Vista, CA.

Roche is a member of the National Athletic Trainers' Association and the USOC Sports Medicine Society, has served on the Executive Board of the Pennsylvania Athletic Trainers' Society, is certified as a Performance Enhancement Specialist and Corrective Exercise Specialist by the National Academy of Sports Medicine. In 2013, the Vikings staff was recognized with the Excellence in Aquatics Award by HydroWorx in honor of their progressive use of aquatic therapy.

Roche, a native of Tamaqua, PA, and graduate of Marian Catholic High, is married to Melissa. The couple resides in Chaska, MN, with their sons, Patrick and Cameron.

## 2017 MINNESOTA VIKINGS SPORTS MEDICINE STAFF

Chris Larson, MD.....	Head Team Physician - Orthopedics
Chris Coetzee, MD.....	Team Physician - Orthopedics
Greg Lervick, MD.....	Team Physician - Orthopedics
Sheldon Burns, MD.....	Team Physician - Family Practice/Sports Medicine
David Olson, MD.....	Team Physician - Family Practice/Sports Medicine
David Haase, DC.....	Team Chiropractor
Jon Graves, DC.....	Sports Medicine Specialist
Josh Sandell, DC.....	Sports Medicine Specialist
Rasa Troup, RD, CSSD, LD.....	Team Nutritionist



## DAVID JANTZI

ASSISTANT ATHLETIC TRAINER/PHYSICAL THERAPIST

David Jantzi enters his 1st season as an assistant on the Vikings athletic training staff in 2017 as Assistant Athletic Trainer/Physical Therapist. He spent the 2016 season working with Twin City Orthopedics during the offseason and then joined the Vikings at the beginning of the 2016 season to assist the Vikings medical staff. Before joining the Vikings, Jantzi earned his first full time NFL position with the NFC North rival Chicago Bears. Jantzi assists in the evaluation and care of all injuries sustained and helps implement proactive treatment and rehabilitation programs for the athletes.

Jantzi started in the athletic training field as a student at the University of Nebraska, where he assisted with the athletic training staff for football during his undergraduate days. Following his graduation in 2003 with a bachelor's degree in athletic training, he went on to A.T. Still University's Arizona School of Health Sciences to earn his Doctorate degree in physical therapy. After graduation, he moved to Minnesota

where he worked for NovaCare Rehabilitation and gained his first NFL exposure by interning with the Vikings during the summer off season program from 2007-2010. He left NovaCare to become the Head Athletic Trainer for the Arena Football League's Chicago Rush in 2011-12, and later returned to Minnesota again to help provide game day coverage during the 2013 season. Jantzi is certified as a Certified Strength and Conditioning Specialist by the National Strength and Conditioning Association. Jantzi is also a certified in Level 2 dry needling.

Jantzi, a native of Wood River, NE, and graduate of Wood River High School, is a member of the National Athletic Trainers' Association along with being a licensed physical therapist in Minnesota. Jantzi is married to Sarah and the couple resides in Elk River with their sons, Daxon and Rocco.



## ALBERT PADILLA

ASSISTANT ATHLETIC TRAINER

Albert Padilla begins his 2nd season with the Vikings staff as assistant athletic trainer in 2017, after serving as a seasonal assistant athletic trainer for the club since 2013. Padilla has a broad background in athletic training and rehabilitation that enhances the Vikings player care programs.

Padilla will assist Eric Sugarman's staff with injury prevention, evaluation, treatment and rehabilitation and draw on his experiences and training as a licensed athletic trainer.

Padilla works with the team year-round as an athletic trainer, assisting the Vikings in all aspects of player care. His prior experience in the NFL includes a training camp internship with the Vikings in 2011 as an athletic training student.

Padilla earned his undergraduate degree in athletic training at Temple University, where he worked with football, men's basketball and men's lacrosse teams. He has a diverse background in college athletics while working as a graduate

assistant athletic trainer at Temple University from 2012-2013. He went on to earn his master's degree in exercise science from California University of Pennsylvania in 2014. Padilla is a member of the National Athletic Trainers' Association, a member of Iota Tau Alpha Athletic Training Honor Society, and a certified Corrective Exercise Specialist by the National Academy of Sports Medicine.

Padilla is a 15-year veteran of the United States Marine Corps, where he reached the rank of Captain. He served as a communications officer, providing support to logistics and combat operations during Operation Iraqi Freedom from 2007-2008.

Padilla is a native of Bronx, N.Y., and a graduate of South Bronx High. Padilla resides in Eden Prairie, MN with his wife, Maggie, and their sons, Alexander and Samuel.



Director of Sports Medicine and Head Athletic Trainer Eric Sugarman and staff were given the Minnesota Athletic Trainers' Association Sports Medicine Enhancement Award for 2016 during the MATA Annual Meeting and Clinical Symposium for their role played in expanding access to certified athletic trainers for athletes at Minneapolis and St. Paul public high schools.





***SPORTS RADIO - FM 100.3***

***THE POWER TRIP: 5:30AM-9AM***

***PAUL ALLEN: 9AM-NOON***

***THE COMMON MAN: NOON-3PM***

***DAN BARREIRO: 3PM-6:30PM***



**THE RADIO HOME OF THE MINNESOTA VIKINGS**

**[www.KFAN.com](http://www.KFAN.com)**

**STAFF**



## GEORGE PATON

ASSISTANT GENERAL MANAGER

George Paton enters his 11th season with the Vikings in 2017, serving as the club's Assistant General Manager and working closely with General Manager Rick Spielman to oversee personnel decisions for the team.

The duo have a long professional history together, having worked on the personnel staffs in Chicago and Miami before joining forces again in Minnesota. Paton's primary focus is to coordinate scouting and personnel functions within the Vikings College and Pro Scouting departments and oversee year-round personnel transactions.

The Vikings have been aggressive with trades, free agent pickups and acquiring draft picks to build the core of the team moving into the future. In 2017, the Vikings set a club record with 11 choices in the 7-round era of the NFL Draft.

The 2015 Vikings leaned heavily on the recent draft classes to go 11-5 and win the NFC North. The club had 3 draft picks named to the All-Rookie team - WR Stefan Diggs, LB Eric Kendricks and DE Danielle Hunter. Diggs became the 1st Vikings rookie to lead the team in receptions and Kendricks became only the 2nd rookie to lead the team in tackles and the 1st to do so since the 1961 expansion team.

In 2014, the Vikings drafted LB Anthony Barr (#9) and QB Teddy Bridgewater (#32) and Bridgewater earned Pepsi Rookie of the Year honors by fan voting and was named to the All-Rookie team. Barr started 12 games before being sidelined by injury and finished 4th on the team in tackles.

The 2012 Vikings benefitted from an influx of young talent and spurred the squad to a Vikings-record 7-win improvement over the previous season, finishing 10-6 and earning a Wild Card playoff berth. The Vikings landed 3 draft picks on the All-Rookie team- Matt Kalil, Harrison Smith, Blair Walsh- and a pair of rookies- Kalil and Walsh-garnered Pro Bowl honors.

The Vikings roster development through free agency, trades and the draft built the foundation for the back-to-back NFC North Champions in 2008 and 2009. The Vikings tied a team record with 10 players earning Pro Bowl berths in 2009, 5 were acquired by the draft, 4 by free agency and 1 via trade.

The 2009 team tied the 2nd-most wins in franchise history with a 12-4 mark in the regular season and advanced to the NFC Championship game for the first time since 2000.

Paton spent 6 seasons (2001-06) with the Miami Dolphins as Director of Pro Personnel. Paton began his career in the college and pro scouting departments of the Chicago Bears, rising to the position of Assistant Director of Pro Personnel in 2000.

A 4-year letter winner as a DB at UCLA from 1988-91, Paton was a part of a pair of Bruin bowl teams. He earned a bachelor's degree in history and went on to play in professional football leagues in Italy and Austria.

Paton (pronounced Payton) and wife, Barbara, have a daughter, Bella, and son, Beau.

### BUILDING THROUGH THE DRAFT

#### PRO BOWLERS DRAFTED BY THE VIKINGS

Player	Year/Rd.	School	Pro Bowl			
Tommy Mason	1961/1	Tulane	1962-64	Todd Scott	1991/6	Southwest Louisiana 1992
Rip Hawkins	1961/2	North Carolina	1963	Ed McDaniel	1992/5	Clemson 1998
#Fran Tarkenton	1961/3	Georgia	1964-65, '67-70, '75-77	#Brad Johnson	1992/9	Florida State 1999, 2002
#Bobby Bell	1962/2	Minnesota	1971-73	Robert Smith	1993/1	Ohio State 1998, '00
Carl Eller	1964/1	Minnesota	1968-71, 73-74	Todd Steussie	1994/1	California 1997-98
Milt Sunde	1964/20	Minnesota	1966	Korey Stringer	1995/1	Ohio State 2000
Dave Osborn	1965/13	North Dakota	1970	Randy Moss	1998/1	Marshall 1998-00, '02-03
Gene Washington	1967/1	Michigan State	1969-70	Matt Birk	1998/6	Harvard 2000-01, '03-04, '06-07
Alan Page	1967/1	Notre Dame	1968-76	Daunte Culpepper	1999/1	Central Florida 2000, '03-04
Bob Grim	1967/2	Oregon State	1971	Michael Bennett	2001/1	Wisconsin 2002
Bobby Bryant	1967/7	South Carolina	1975	Bryant McKinnie	2002/1	Miami 2009
Ron Yary	1968/1	USC	1971-77	Kevin Williams	2003/1	Oklahoma State 2004, '06-10
#Ed White	1969/2	California	1975-78, '80	E.J. Henderson	2003/2	Maryland 2010
Jeff Siemon	1972/1	Stanford	1973, '75-77	Chad Greenway	2006/1	Iowa 2011, '12
Chuck Foreman	1973/1	Miami	1973-77	Adrian Peterson	2007/1	Oklahoma 2007-10, '12-13, '15
Matt Blair	1974/2	Iowa State	1977-82	Sidney Rice	2007/2	South Carolina 2009
Sammy White	1976/2	Grambling	1976-77	Percy Harvin	2009/1	Florida 2009
Tommy Kramer	1977/1	Rice	1986	Everson Griffen	2010/4	USC 2015-16
Scott Stedwell	1977/9	Illinois	1987-88	Kyle Rudolph	2011/2	Notre Dame 2012
Joe Senser	1979/6	West Chester State	1981	Matt Kalil	2012/1	USC 2012
Wade Wilson	1981/8	East Texas State	1988	Harrison Smith	2012/1	Notre Dame 2015-16
Steve Jordan	1982/7	Brown	1986-91	Blair Walsh	2012/6	Georgia 2012
Joey Browner	1983/1	USC	1985-90	Cordarelle Patterson	2013/1	Tennessee 2013, '16
Carl Lee	1983/7	Marshall	1988-90	Xavier Rhodes	2013/1	Florida State 2016
Keith Millard	1984/1	Washington State	1988-89	Anthony Barr	2014/1	UCLA 2015-16
#Chris Doleman	1985/1	Pittsburgh	1987-90, '92-93, '95, '97	Teddy Bridgewater	2014/1	Louisville 2015
Henry Thomas	1987/3	Louisiana State	1991-92	# Fran Tarkenton played in Pro Bowl with the NY Giants 1967-70; Bobby Bell never played with the Vikings and all his Pro Bowl appearances were with the Kansas City Chiefs; Ed White played in the 1978 and 1980 Pro Bowls with the San Diego Chargers; Chris Doleman played in the 1995 Pro Bowl with the Atlanta Falcons and the 1997 Pro Bowl with the San Francisco 49ers; Terry Allen played in the 1996 Pro Bowl with Washington, Brad Johnson played in the 1999 Pro Bowl with the Washington and 2002 with Tampa Bay.		
Randall McDaniel	1988/1	Arizona State	1989-99			
#Terry Allen	1990/9	Clemson	1996			



## RYAN MONNENS

DIRECTOR OF PRO SCOUTING

Ryan Monnens begins his 16th season in the Vikings scouting department in 2017 and his 5th season as the Director of Pro Scouting. Monnens oversees the Vikings pro scouting efforts and is responsible for scouting NFL players, advance scouting of opponents, assisting with the pro scouting database and scouting other professional leagues.

Monnens spent 8 seasons as a pro scout after 3 seasons as a pro personnel assistant. He joined the Vikings as an intern in 1998 and spent the following 3 seasons in public relations with the club.

Monnens played WR at St. John's University in Collegeville, MN (1995-97) under legendary coach John Gagliardi, the all-time winningest coach in college football history. During his tenure at St. John's, the Johnnies won the Minnesota Intercollegiate Athletic Conference title in 1995 and '96, advanced to the NCAA playoffs, and posted a 25-6-1 record.

A Minnesota native, Monnens grew up in Richmond and attended Rocori High School. Monnens earned his bachelor's degree from St. John's in 1998. Monnens resides in Excelsior with his wife, Krissy, and their daughter, Olivia.



## JAMAAL STEPHENSON

DIRECTOR OF COLLEGE SCOUTING

Jamaal Stephenson enters his 16th season with the Vikings in 2017 and enters his 4th season leading the club's college scouting operations. In Stephenson's tenure, 13 Vikings rookies have earned All-Rookie accolades and 2, Adrian Peterson and Percy Harvin, have been named NFL Offensive Rookie of the Year. In 2014 Teddy Bridgewater earned Pepsi NFL Rookie of the Year in fan voting. Since 2007, the Vikings have sent 5 rookie players to the Pro Bowl in their debut seasons- Cordarrelle Patterson (2013), Matt Kalil (2012) Blair Walsh (2012), Percy Harvin (2009) and Adrian Peterson (2007)

In 2009, Stephenson was promoted to Assistant Director of College Scouting after originally joining the club in 2002 as a college scout. Stephenson has worked closely with former college director Scott Studwell since joining the Vikings and took over the college department for the 2014 season.

Stephenson was recognized by the Fritz Pollard Alliance with the NFC Scout of the Year award for the 2012 season, presented during the 2013 Scouting Combine in Indianapolis.

Stephenson joined the Vikings in 2002 after spending 2 years with the Houston Texans. In May of 2000, he was hired as College Administrator for the Texans. During his time in Houston, he was in charge of scouting areas of Texas, Oklahoma and Louisiana.

Prior to joining the Texans, Stephenson spent one year as a scouting assistant for the Washington Redskins. His duties included evaluations and producing scouting reports. In the spring of 1998, Stephenson coached defensive backs as a graduate assistant at UMass.

Stephenson is a native of Goldsboro, NC. He was a 2-time All-Ivy League honoree at Brown as a DB, and was also awarded the team's "Unsung Hero" Award. He earned his bachelor's in organizational behavior management in 1997, and his master's in sport management from Massachusetts in 1999. In 2003, Stephenson was selected to Brown's All-Decade Football Team for the 1990's. He was honored as part of the 125-year anniversary celebration of football at Brown University.

Stephenson and his wife, Emily, have sons, Noah and Julian, and a daughter, Gabrielle.



## KELLY KLEINE

COORDINATOR OF COLLEGE SCOUTING

Entering her 6th season with the Vikings and 5th within scouting, Kleine has become an integral part of the operations for the Vikings personnel department.

Kleine's responsibilities on the pro scouting side include assisting with weekly scouting advances as well as compiling special teams advances for the coaching staff, among other operational duties. For college scouting duties, Kleine coordinates all off-site scouts, schedules and facilitates all pre-draft visits, manages and distributes college film. For 2017, Kleine will attend and assist the Vikings scouting tasks at multiple college pro days.

Prior to joining personnel, Kleine spent 2012, her 1st year with the organization, as an intern with the public relations department while a senior at the University of Minnesota. Kleine, who holds a bachelor's degree in sport management, hails from Sheboygan, WI and resides in Minneapolis.



## SCOTT STUDWELL

COLLEGE SCOUT/REGIONAL

A key part of the Vikings for over 40 seasons in different capacities, Scott Studwell enters the 2017 season working with the Vikings college scouting efforts as a regional scout after serving from 2002-13 as Director of College Scouting.

Studwell is in his 5th decade (1970s-2010s) with the team and is one of the most enduring figures in Vikings history. He begins his 41st season with the club in various roles in 2017. Studwell retired from his 14-year playing career after the 1990 season (1977-1990) and spent a year as the Vikings Assistant to the President/Player Relations in 1991 before being named the Player Personnel Coordinator from 1992-2001 and named Director of College Scouting in 2002.

Studwell's place in team history was immortalized in 2009 when he was inducted into the Vikings Ring of Honor. A member of the Vikings' 25th, 40th and 50th Anniversary All-Time Teams, Studwell holds team records for tackles in a career (1,981), season (230 in '81) and game (24 vs. Detroit in '85), as well as solo tackles in a career (1,308). No other player in Vikings history has over 1,500 career tackles. According to team media guides Studwell has more tackles with one organization than any other player in NFL history. In addition, Studwell is one of only five Minnesota players to participate in over 200 games during his career. He also played in 12 playoffs contests, including NFC Championship Games following the '77 and '87 seasons. In '87 and '88 Studwell was voted to the Pro Bowl. In '89 he was named 2nd-team All-NFC by United Press International. He also was Minnesota's recipient of the Ed Block Memorial

Courage Award in '87. After earning the starting MLB job in '80, Studwell led the Vikings in tackles the next 6 seasons. He also was the team's leading tackler in '88 and '89. Studwell, who tied for the team lead in fumbles recovered three times ('82, '86, '88), finished his NFL career with 15 FRs and 11 INTs.

Drafted by Minnesota in the 9th round from Illinois in '77, Studwell finished his collegiate career as the school's second all-time tackler (342) behind Dick Butkus (374). In '76 Studwell recorded 177 tackles to surpass Illinois' season record, formerly held by Butkus. As a senior Studwell recorded 23 tackles against Purdue to tie the school's single-game record.

In '90 Studwell was named to Illinois' All-Century Team, joining Butkus and Ray Nitschke as the linebackers on that squad. Studwell earned 2nd-team All-America and 1st-team All-Big Ten honors in '76, and 2nd-team All-Conference mention in '75. Studwell also was the team's co-captain and co-MVP in '76, when he played in the Hula Bowl, East-West Shrine Game and Japan Bowl.

A native of Evansville, IN (8/27/54), John Scott Studwell starred at Evansville High School. In 2001 Studwell was elected into the Indiana Football Hall of Fame. He majored in commerce at Illinois. During his playing career, he sat on the Board of Directors of the Boys and Girls Clubs of Minneapolis. Scott and wife Jenny have two daughters, Jessie and Samantha, and a son Jack along with grandchildren Janie, Penny and J.J.



## FRANK ACEVEDO

COLLEGE SCOUT/AREA

A veteran evaluator with a track record of success, Frank Acevedo enters his 16th season with the Vikings in 2017 and his 23rd season in the NFL. Acevedo joined the Vikings after 7 seasons with the Kansas City Chiefs' personnel department and serves the Vikings as a College Scout/Area with coverage of the Midwest and Central Regions.

Acevedo spent 5 seasons as Kansas City's area scout covering the Big 12 region. Prior to being an area scout with the Chiefs he was an assistant in the club's personnel department.

Before joining the Chiefs personnel department, Acevedo was RBs coach at Missouri Western in 1994 and '95. Acevedo

was an assistant coach at San Francisco State, from 1985-89.

Acevedo played DB for two seasons at San Francisco State after transferring from Palomar Junior College. He was a team captain at SFSU as a senior and also earned All-Northern California Athletic Conference honors.

Born in Escondido, CA, Acevedo attended San Pasqual High School and went on to earn his bachelor's degree in physical education from SFSU. He and his wife, Phoebe, have a daughter Estella and a son, Antonio.



## REED BURCKHARDT


PRO SCOUT

Reed Burckhardt enters his 9th season with the Vikings and 1st as a Pro Scout. He previously covered the Northeast/Atlantic Region of the country as a College Scout/Area for the Vikings after spending 2 seasons as the club's Blesto Scout. Over the past few seasons, Burckhardt has gained experience within the franchise in several areas.

Burckhardt began with the Vikings as an intern in the operations department in 2009, interned with the Vikings scouting department in 2010 and grew into a full-time role with the team. His background in football included his tenure as a 3-year letterwinner as a backup QB at South Dakota State as the team transitioned from a Division II squad to Division I FCS (Division

I-AA). The Jackrabbits capped their transition by winning the 2007 Great West Football Conference title. Following his playing career at SDSU, Burckhardt worked with the football staff in a part-time role with recruiting and assisted coaching the linebackers. He graduated in 2008 with a degree in business.

Burckhardt attended Russell-Tyler-Ruthton High School in rural Southwestern Minnesota where he was a football and basketball standout. He comes from a strong sports family. His father, Keith, was an assistant high school football and basketball coach for 11 seasons, highlighted by Russell High's 3 straight trips to the state 9-man football tournament, winning the state title in 1979. Burckhardt is single and resides in Minneapolis.



## BLAINE GRAMER

COLLEGE SCOUT/BLESTO

Blaine Gramer begins his 3rd season in the Vikings personnel department in 2017 and enters his 1st season as the club's BLESTO Scout. In his role he creates early stage evaluations on NFL level talent by evaluating college players in the Midwest region. Gramer focuses on finding draft eligible talent at schools in the FBS, FCS, Division II and Division III programs.

Gramer served as a personnel intern for the Vikings in the 2015 and 2016 seasons. He began with the Vikings as an intern in the operations department in 2013. While in operations he

assisted in the setup of training camp, team logistics, transportation and other day-to-day operations.

A 2014 graduate of the University of Minnesota, Gramer earned his bachelor's degree in finance while working as a Student Equipment Manager for Gopher Football. A Minnesota native, Gramer grew up in Moorhead and attended Moorhead High School. He is single and resides in Hopkins, MN.



## SEAN GUSTUS

COLLEGE SCOUT/AREA

Sean Gustus joins the Vikings in 2017 serving as a College Scout/Area, working in the Southeast region of the country.

Gustus is an experienced scout who comes to the Vikings from the Los Angeles Rams where he scouted the same region. Prior to his 4 years with the Rams, Gustus worked on the scouting staff of the Philadelphia Eagles for 8 seasons. Gustus got his first experience in scouting with the New England Patriots in 2002 and 2003 as a college scouting assistant. He worked

as a quality control assistant with the Patriots both seasons, assisting the offense and special teams during his tenure.

A 2-year starter at QB for the University of Richmond, Gustus earned his degree in health and sports science from the school. He and wife, Sherri, have 3 children- Trinity, Lanez and Cheyenne, and reside in Huntingtown, MD.

KICKOFF

EXECUTIVES

COACHES

STAFF

PLAYERS

ROOKIES

2016 SEASON

RECORDS

PLAYOFF RECORDS

HISTORY

EXTRA POINTS



## KEVIN McCABE


COLLEGE SCOUT/AREA

Kevin McCabe enters his 16th season in 2017 with the Minnesota Vikings as a College Scout/Area, working in the Western portion of the country.

McCabe came to the Vikings after working with the St. Louis Rams as an area scout for 7 years (1995-2001) and volunteering with the Rams personnel department in 1994. During his tenure with the Rams, the team became known as one of the most potent offensive attacks in the NFL. In 1999 the Rams went 13-3 in the regular season and won Super Bowl XXXIV over Tennessee following a 4-12 campaign in 1998. In 2001, St. Louis posted a 14-2 regular season mark and lost Super Bowl XXXVI to New England in one of the most exciting Super Bowls in League history. In his final three seasons with St. Louis, the Rams amassed a 37-11 regular-season record, won the NFC West title twice (1999, 2001) and finished as the Division runner-up in 2000.

McCabe began his career in 1985 as an assistant coach at his alma mater, John Muir High School in Pasadena, CA. McCabe coached on the prep level in the Los Angeles area until becoming strength and conditioning coordinator and assistant football coach at Pomona-Pitzer College. He stayed at the school from 1991-94. In 1993 McCabe coached overseas for the East City Giants in Helsinki, Finland.

McCabe is a native of Pasadena and earned a bachelor's degree in political science in 1985 from Princeton University, where he was a two-year letterman for the Tiger football team. Kevin and his wife, Anne, have sons, Torin and Keenan, and a daughter, Katherine. The family resides in Woodland, CA.



## PAT ROBERTS

COLLEGE SCOUT/REGIONAL

In his 5th season with the Vikings in 2017, Pat Roberts brings a wealth of experience in the scouting field to the team and will serve as a College Scout/Regional for the club, covering the East and Southeast Region. Roberts spent 8 seasons with the Cleveland Browns from 2005-12 and originally entered the NFL in 1998 with Chicago and served in a variety of roles with the team. Roberts began with Cleveland as a national scout from 2005-08 before advancing to Director of College Scouting in 2009 and on to Senior National Scout from 2010-12.

Roberts was an in-house scout for the team in 1998 and spent 1999-2003 as the Bears' Northeast Area Scout before

moving to the Southeast Area in 2004. Prior to joining the Bears, Roberts served briefly as the head strength coach and offensive line coach for Division III Millsaps College in Jackson, MS. His coaching career began at his alma mater, DePauw University in Indiana, where he coached RBs in 1995 and offensive line in 1996-97. Roberts was an offensive guard from 1991-94 while earning a degree in exercise science in 1995.

Roberts and wife, Allison, have a daughter, Sophia, and son, Ryder.



## MIKE SHOLITON

COLLEGE SCOUT/REGIONAL

Mike Sholiton returns for his 14th season with the Vikings in 2017. He comes to the team with a wealth of football experience. Sholiton will serve as a Vikings College Scout/Regional to find college talent for the team in the West.

Sholiton is in his second stint in the NFL after working as an intern with the scouting, video and community relations departments of the St. Louis Rams from 1997-2000. He was a member of the 1999 Rams staff when the team won Super Bowl XXXIV over Tennessee. While working with the Rams scouting department, Sholiton maintained draft boards and collected scouting reports while evaluating and profiling draft eligible seniors for the 1999 Draft.

Sholiton came to the Vikings after 4 seasons with Fresno State where he served as Football Operations Coordinator for

the Bulldogs. During his tenure with Fresno State the team climbed the national charts and posted one of the most successful stints in school history. The Bulldogs went 36-18 in his four seasons with the program and played in four straight bowl games, including wins over Georgia Tech and UCLA in the 2002 and 2003 Silicon Valley Football Classics respectively.

A native of Cleveland, Sholiton was a four-year letterwinner as a receiver and punt returner at Washington University in St. Louis. He earned his bachelor's degree in marketing in 2000 and went on to earn a master's in kinesiology from Fresno State in 2001. Sholiton and wife, Ashley, have a son, Brett, and daughter, Bonnie. The family resides in San Antonio.



## SCOTT KUHN

DIRECTOR OF ANALYTICS/PRO SCOUT

Scott Kuhn returns for his 11th season with the Vikings in 2017 and his 2nd as Director of Analytics/Pro Scout, where he will oversee research analysis and project development, and continue in his role as a Pro Scout as he has for the previous 9 seasons.

Kuhn works in conjunction with scouting, football, medical and strength and conditioning staffs on projects. He will serve as the primary analyst on draft history, roster construction and player performance. Kuhn directs football analysis for game play and team tendencies along with coordinating XY (Zebra) data analysis. Kuhn will work with Vikings IT to build user interfaces based on analytics discovery.

Kuhn worked with Miami as College Scouting Coordinator for his final 5 seasons. He joined the Dolphins in 2000 as a Player Personnel intern and rose within the organization during his tenure. While in Miami, Kuhn worked closely with Vikings General Manager Rick Spielman and Assistant GM George Paton.

A 1997 graduate of Kansas State University, Kuhn holds a degree in anthropology. He is a native of Topeka, KS and attended Hayden High. Kuhn is married to Rita Kuhn with children Alex, 19 and Julia, 16.



## STEVEN PRICE

COLLEGE SCOUT/AREA

Steven Price begins his 8th season with the Vikings personnel department takes on the role of an Area Scout on the college scouting side for 2017. In his role he creates early stage evaluations on NFL level talent by evaluating college players in the Midwest region. Formerly a Pro Scout contributing league wide evaluations Price now applies this expertise to finding draft eligible talent at schools across the Big Ten, Big 12, and Missouri Valley Conference as well as Division II and Division III programs. Price served as a personnel intern for the Vikings in the 2010 and 2011 seasons.

Price began his NFL career at a young age as he worked in the Carolina Panthers equipment room from 2002-2005. In 2007, he interned in the Panthers public relations department.

Price would then join the Vikings staff for the 2008 season as an operations intern before attending graduate school. While with the Vikings, Price assisted the player development department aiding rookies in their transition to the NFL and preparing players for life after football.

A 2007 graduate of North Carolina A&T, Price majored in speech communication while walking-on to the football team in 2006. Between stints with the Panthers and Vikings, Price returned to school during 2009-2010 and received his MBA in sports management from San Diego State University. A Charlotte, NC native, Price attended Olympic High School. He and wife Sara reside in Minneapolis.



## JEFF ROBINSON

PRO SCOUT

In 2017, Jeff Robinson enters his 27th season with the Minnesota Vikings and serves as a Pro Scout. Robinson assists the personnel department with league-wide player evaluation and preparing scouting reports on upcoming opponents.

After joining the Vikings as a public relations intern in 1990, Robinson worked two seasons (1991-92) as a public relations assistant and three years (1993-95) as operations assistant. He moved into the scouting department in June 1996.

In 1989-90 Robinson was an assistant coach at North High School in Minneapolis.

A three-year starter at cornerback at Northwestern, Robinson served as a team captain and was selected honorable-mention All-Big Ten as a senior in 1988. In the Wildcats' 28-10 win over Illinois in 1987, he returned an interception 73 yards for a touchdown, which at the time was the 7th longest interception return in school history and the longest interception return by a Northwestern player since '63. As a starter in all 11 games at RCB as a sophomore, Robinson helped the Wildcats post their best record (4-7) since 1973. Northwestern

also tied a school record for takeaways with 31 in '86. He was recruited by and played as a freshman for former Vikings Head Coach Dennis Green.

A native of Minneapolis, Robinson (4/16/67) was an honorable-mention All-America and a two-time All-Minneapolis Conference selection at North High School. He was a 2-time All-State pick in track and an All-City choice in basketball. A member of the National Honor Society in high school, Robinson was recognized by the Minneapolis Public School Athletic Department in '88.

Named one of the Outstanding College Students of America, Robinson earned a degree in organizational studies/business management at Northwestern. Since '91 he has served on the board of directors of the North Community YMCA. In 1995 and 1996 he hosted a college prep basketball camp for the top 30 varsity players in the Twin Cities. For the last 8 years Robinson has hosted the "Jeff Robinson Football Camp". He and his wife Cassandra have two daughters, Jassandra, Jailla and a son, Jeffrey II "Deuce" and live in Shakopee.





## CONRAD CARDANO

PERSONNEL CONSULTANT

Conrad Cardano is in his 3rd decade with the Vikings in 2017, joining the team in 1987 after a successful stint in collegiate coaching and working in scouting for Blesto. Cardano is in his 4th season as a Personnel Consultant for the Vikings after 25 years on the road scouting for the club.

Since joining the Vikings, Cardano has helped build a team that has made the playoffs 14 times, including NFC Central/North titles in '89, '92, '94, '98, '00, '08 and '09. The team has played in 4 NFC Championship Games during his tenure.

Prior to joining the Vikings, Cardano worked for 3 years (1984-86) for the Blesto Scouting Combine. From 1981-83 he coached at Eastern Kentucky, which won the Ohio Valley Conference title each of his 3 seasons. The Colonels captured the NCAA Division I-AA championship in '82, when they went

13-0. Cardano joined Eastern Kentucky after 2 seasons (1979-80) overseeing WRs at Marshall. His first collegiate coaching job came as offensive coordinator at Catholic University from 1975-78. Cardano coached 2 years at Tuscola High in Waynesville, NC and Dover-Sherborn High in Dover, MA.

Cardano played quarterback for the Hagarstown Bears of the Seaboard Pro League from 1972-73. Cardano played QB at Western Carolina from 1967-70.

Born in Washington, DC, Cardano attended Bladensburg (MD) High School. He earned his bachelor's degree in health and physical education at Western Carolina. In 1982 Cardano received his master's in education administration and supervision from Bowie State College in Maryland. His wife's name is Gloria. Cardano has two sons – Christopher and Anthony.



## PAUL WIGGIN

PERSONNEL CONSULTANT

In almost five decades as a player, coach and administrator in the National Football League, Paul Wiggin has been closely linked with the success of several teams.

In his role as a Vikings Personnel Consultant, Wiggin works with the department that is responsible for the evaluation all NFL players and advance scouting of the Vikings' upcoming opponents.

Wiggin first joined the Vikings in 1985 as defensive line coach in Bud Grant's final season as head coach. Wiggin coached the Vikings linemen from '85-91 under Grant and head coach Jerry Burns. He oversaw a line that featured future Hall of Fame DE Chris Doleman and All-Pro DT Keith Millard, who posted 21.0 and 18.0 sacks respectively in 1989, earning Millard NFL Defensive Player of the Year.

Wiggin's career included head coaching jobs at his alma

mater, Stanford, from 1980-83 on a team that included John Elway and Darrin Nelson. From 1975-77 Wiggin was head coach of the Kansas City Chiefs. His coaching career started in 1968 with the San Francisco 49ers defensive line.

As a standout DE for the Cleveland Browns from 1957-67, Wiggin never missed a game, playing in 146 straight. He earned Pro Bowl starts in 1965 and '67 and was named to the Browns all-time team. In 2008 he was inducted as a Cleveland Browns Legend, honoring the top players in franchise history. A 2-time All-America at Stanford, Wiggin was inducted to the College Football Hall of Fame in 2005. He has bachelor's and master's degrees from Stanford.

A native of Modesto (CA), Wiggin attended Manteca Union High. He and his wife, Carolyann, have three children and eight grandchildren.



## JERRY REICHOW

PERSONNEL CONSULTANT

Jerry Reichow has seen the growth and development of the Minnesota Vikings with a front row seat since the team first took the field as a raw expansion outfit.

A standout player on the debut Vikings team in 1961, Reichow has worked over four decades with the team in a variety of personnel roles.

Reichow's eye for talent has played a key role in the success of the franchise and he has worked with all seven head coaches in Vikings history.

Reichow began in the Vikings front office in 1966 as Director of Player Personnel. He moved on to be Director of Football Operations in 1975 and Assistant General Manager, National Scouting in 1992. Reichow was a key contributor to the Vikings draft process throughout his career and the team developed a reputation for finding talent hidden in late rounds of the draft.

Originally joining the team in 1961 in a trade from Washington, Reichow played 1961-64 for the Vikings. He led the team in receiving in 1961 and '62, joined Hugh McElhenny in '61 as the first 2 Pro Bowlers in team history and his 11 TD catches '61 stood as the team record until Cris Carter broke it in 1995.

Reichow entered the NFL as a 4th-round pick in 1956 by Detroit, helping the Lions to the 1957 NFL title. Reichow was the 1955 Iowa Hawkeyes MVP. He left school as the school record holder in total offense and played in the Shrine Bowl and Senior Bowl as a senior. On the hardwood, Reichow helped the team to the Final Four in 1955.

A native of Decorah, IA, Reichow and his wife, Carolyn, have three children.



## BUD GRANT

CONSULTANT

Bud Grant holds a prominent place in the history of the Vikings franchise but also in the state of Minnesota. An icon of the sport and the team, Grant and the Vikings were synonymous for his 18 seasons as head coach of the club.

Grant retired as the winningest head coach in team history following the 1985 season, capping a career that would be honored with induction into the Pro Football Hall of Fame in 1994, making him the first person inducted into Canton and the Canadian Football Hall of Fame (1983). Grant's place among the giants of the game is marked by an NFL career regular season record of 158-96-5, winning 11 division titles and making 12 playoff berths in his 18 seasons leading the Vikings, capped with 4 Super Bowl berths. Grant won 290 total games in the NFL and CFL. Adding to his many honors throughout his career, the City of Minneapolis re-named a street adjacent to the new Vikings stadium as Bud Grant Way on December 1, 2014 and Grant was honored by the State of Minnesota when September 2, 1984 was declared Bud Grant Day. Grant's CFL coaching legend was immortalized in 2014 when a statue of him was unveiled at Winnipeg's new football stadium.

Grant's coaching career began in the CFL in 1957 with the Winnipeg Blue Bombers. Grant moved to the sideline for 10 seasons (1957-66) immediately after retiring as a player for the Blue Bombers from 1953-56 where he played both ways as a WR/DB and was a Western Conference All-Star 3 times. As a coach in Canada, Grant led Winnipeg to the Grey Cup 6 times, winning the title 4 times- 1958, '59, '61, '62.

During a playoff game against Saskatchewan, Grant snared 5 INTs to set a pro football record for a game. He entered pro football as a 1st-round draft pick with the Philadelphia Eagles

where he played for 2 seasons in 1951-52, ranking 2nd in the NFL in receiving in 1952. Grant had a 203-yard receiving day against the Dallas Texans in 1952 that still ranks as the 4th-best day in Eagles history. He was the 2nd-leading receiver in the NFL in 1952 before moving on to Winnipeg for the final 4 seasons of his pro football playing career.

Despite his many connections to Minnesota, Grant is a native of Superior, WI and graduate of Superior High. Upon graduation in 1945 he enlisted in the Navy and spent his basic training at Great Lakes Naval Station in Chicago where he played on a base football team coached by fellow Hall of Famer Paul Brown. Grant enrolled at the University of Minnesota where he would be a 3-sport standout in football, basketball and baseball, garnering 9 total varsity letters with the Gophers. He twice earned All Big Ten honors in football (1948, '49), was recognized as the team MVP and captain in both football and basketball for the Gophers, earning team MVP in basketball in 1948 and football in 1949. In 1950, Grant was honored as the Minnesota Athlete of the Half Century. He was sought after as a pro athlete, being drafted in the 1st round of the 1950 NFL draft, #14 overall, by the Philadelphia Eagles and also by the NBA's Minneapolis Lakers. He won a pair of NBA titles with the Lakers in 1950 and '51 before turning to football where he played in 1951 and '52 for the Eagles.

The Grant family is prominent in Minnesota in many areas. The matriarch of the Grant family, Bud's wife of 59 years, Pat, passed in the spring of 2009. Grant has 6 children, 19 grandchildren and 10 great-grandchildren, all of which live in the Minnesota area.



## FRED ZAMBERLETTI

CONSULTANT-TEAM HISTORIAN

Fred Zamberletti has a long and storied history with the franchise and has had a hands-on role in building of the Vikings franchise from an expansion club in 1961 to a team that has become ingrained in the fabric of life of the Upper Midwest. Zamberletti had a streak being on hand for 1,049 consecutive Vikings games, dating to the start of the franchise in 1961, snapped in 2011 at Washington, but he bounced back to start a new streak the following week in the 2011 finale vs. Chicago.

Zamberletti has earned the respect and trust of countless players and staff during his tenure with the Vikings. In his time with the team Zamberletti has been a friend, brother, father figure and mentor to countless players, coaches and co-workers. When the team held Fred Zamberletti Day on December 20, 1998 before kickoff of the Vikings-Jacksonville Jaguars game, over 100 Vikings alumni turned out to celebrate with him. To the media he's known as "Trainer for Life." Former head coach Bud Grant acknowledged him as the "Cornerstone of the Vikings" and former General Manager Mike Lynn referred to Fred as "Mr. Viking." The players with respect and admiration refer to him as "The Man." To his friends and compatriots he is known as "The Voice of Reason." Zamberletti was the Head Trainer from 1961-98, Coordinator of Medical Services from 1999-2001 and currently Senior Consultant.

A successful entrepreneur and a man of deep religious beliefs, Zamberletti was a 1st Lieutenant in the U.S. Infantry. Following his graduation from the University of Iowa he served as chief physical therapist at Hibbing General Hospital in 1959 and head athletic trainer at the University of Toledo in 1960 before joining the Vikings at the team's inception in 1961.

Zamberletti is a native of Melcher, IA, and in addition to numerous professional awards he was inducted into the Minnesota Athletic Trainers Hall of Fame and was chosen Professional Athletic Trainer of the Year in 1986 by the Drackett Company of Cincinnati. He and the Vikings staff earned the 1996 NFL Athletic Training Staff of the Year. In 1999 he earned the Cain Fain Award at the NFL Physicians Sports Sciences Symposium and is an Honorary Fellow of the Minneapolis Sports Medicine Center.

Recognized by the governor as an Honorary Ambassador of the State of Minnesota, Zamberletti has also received Minneapolis' Honorary Citizen Award. In 2011, Zamberletti was recognized by his alma mater, the University of Iowa, with the Distinguished Alumni Award.



## TANYA DREESEN

VICE PRESIDENT OF PARTNERSHIP ACTIVATION & SPECIAL PROJECTS

HOMETOWN: TORONTO, ONTARIO, CANADA

EDUCATION: SHERIDAN COLLEGE (TORONTO)

The 2017 season marks Tanya Dreesen's 9th Vikings season and she played a key role in the franchise moving into U.S. Bank Stadium and facilitating the business partnerships the new stadium allowed the club. Dreesen is responsible for the team that activates Vikings naming rights, founding partners, and team/club sponsorships. They work collaboratively across all departments in the club and MSFA to make ideas come to life. Tanya is also responsible for the team that champions all club special projects such as Super Bowl bid 2018, U.S. Bank Stadium Art Collection, Legacy Ship, the Vikings Voyage and Legacy Bricks.

Prior to joining the Vikings in 2009, Dreesen had a wealth of experience with over two decades in sports marketing and major account servicing for the Denver Post, Rocky Mountain

News, Minneapolis Star Tribune, Toronto Star and Toronto Sun. Her experience included sports marketing efforts for 3 World Series.

A native of Toronto, Dreesen was an honors graduate in advertising and marketing from Sheridan College in Toronto. Once a competitive rower, Dreesen competed several times in the prestigious Head of the Charles event, the world's largest rowing event. She earned a pair of medals in the FISA World Master Games in scull and sweep boat racing.

Tanya and husband Brian, an Iowa State grad, have a daughter, Libby, and son, Roman.



## BRYAN HARPER

VICE PRESIDENT OF CONTENT & PRODUCTION

HOMETOWN: EVANSVILLE, IN

EDUCATION: UNIVERSITY OF SOUTHERN INDIANA

Bryan Harper enters his 14th season with the Vikings and 17th in the NFL in 2017. Entering his third season in his role as Vice President, Content & Production, Harper leads a talented staff that is collectively responsible for content strategy, production, and presentation across all platforms including TV, radio, digital media, social media and in-stadium entertainment.

Early in his tenure, Harper initiated a philosophical shift in the organization by bringing many production responsibilities in-house and leading the creation of the award-winning Vikings Entertainment Network (VEN), which included the launch of one of the first multimedia production studios in the NFL.

Harper was intimately involved in the technology and content plan at U.S. Bank Stadium and continues to prepare VEN for its move into TCO Performance Center in Spring 2018.

Along with his day-to-day role with the Vikings, Harper has served as a postgame production consultant for the past seven (7) Super Bowls and since 2009 has volunteered with St. Paul, MN based Serving Our Troops where he traveled overseas to grill made-to-order steaks for soldiers stationed in Iraq and Kuwait.

Prior to joining the Vikings, Harper spent 1 season with the Columbus Crew, 3 seasons with the Pittsburgh Pirates, three seasons with the Jacksonville Jaguars, and one year with Daytona International Speedway. Harper earned his bachelor's degree in communications at the University of Southern Indiana in 1996, and he delivered the USI commencement address to the College of Liberal Arts graduates in May 2015.



The debut of U.S. Bank Stadium in 2016 gave Vikings fans a first-class fan experience and introduced the start of a new tradition, the Skol Chant, that creates a second-to-none atmosphere inside the stadium.



## PHIL HUEBNER

**VICE PRESIDENT OF TICKET SALES & OPERATIONS**

**HOMETOWN: STEVENS POINT, WI**

**EDUCATION: UNIVERSITY OF WISCONSIN-STEVENS POINT**

Phil Huebner enters his 20th season with the Vikings in 2017 and was a key part in the transition for the franchise into newly-opened U.S. Bank Stadium. The critically acclaimed stadium set Vikings attendance records for a single game and season in 2016, welcoming 66,860 fans to the Thursday Night matchup with Dallas on 12/1/16.

Since October 1998, Huebner has overseen the successful Ticket Sales and Operations Departments. In January 2014, he played a key role in creating the club's Ticket Sales Analytics and Engagement department. His experienced staff is responsible for maintaining the club's high standards of customer service, the sale of season, group and single game tickets, tickets sales analytics and engagement.

In 1999 season ticket sales were capped at 60,000, an increase of 17,000 from the 1998 season. The three largest home crowds in team history have been during Huebner's tenure, including the team-record 64,482 fans who watched the Vikings battle Green Bay on 11/2/03. The Vikings have topped the 500,000 mark for home attendance in each of the past 16

seasons, setting the franchise record at 513,437 in 2003.

Huebner's Sales, Operations and Analytics team has been responsible for three major transitions for Vikings fans into different stadiums. In December 2010, after the Metrodome roof collapsed, the Vikings were forced to relocate all fans and play their final home game at the University of Minnesota stadium. Nine days after the roof collapse, the Vikings hosted the Chicago Bears playing their first outdoor home game in 29 years. In 2013 his team relocated 50,000+ Season Ticket Members to the UofM for the 2014/2015 in preparation for the opening of U.S. Bank Stadium in 2016.

Huebner joined the Vikings after 12 years with the Minnesota Twins where he was in various sales positions and spent the final two years as the Director of Sales. A 1986 graduate of Wisconsin-Stevens Point, he has a bachelor's in political science. Huebner and wife, Debbie, have two children, Rebecca and Bret, and reside in Andover.



## DANNON HULSKOTTER

**VICE PRESIDENT OF MARKETING AND FAN ENGAGEMENT**

**HOMETOWN: PEORIA, IL**

**EDUCATION: UNIVERSITY OF IOWA**

The 2017 NFL season will be Dannon Hulskotter's 17th with the Minnesota Vikings. Hulskotter and the Marketing Department are responsible for managing the team's brand and creative services, marketing, live entertainment assets, fan engagement initiatives as well as corporate hospitality and all partner/fan special events.

Hulskotter also acts as the main liaison with the team's flagship radio station, network radio affiliates, and local ancillary TV and pre-season TV partner relationships.

Prior to joining the Minnesota Vikings, Hulskotter worked with Pacers Sports & Entertainment in Indianapolis from 1999-2001 and CAVS/Gund Arena Company in Cleveland from 1994-99.

A graduate of the University of Iowa, Hulskotter and wife, Amy, have two sons, Jack and Alex, and reside in Prior Lake, MN.



## CHAD LUNDEEN

**VICE PRESIDENT OF OPERATIONS & FACILITIES**

**HOMETOWN: LITTLE FALLS, MN**

**EDUCATION: MINNESOTA STATE UNIVERSITY, MANKATO**

The 2017 season will mark Chad Lundeen's 20th with the Vikings and 8th overseeing facilities operations at Winter Park and coordinating operations at U.S. Bank Stadium, the 3rd home field that Lundeen has coordinated efforts for the Vikings after 2 seasons on the campus of the University of Minnesota (2014-15) and the HHH Metrodome before that. Lundeen is also active in the planning of the new Vikings practice facility and headquarters in Eagan. Since his promotion in 2016, Lundeen has overseen the Vikings Operations, Security, Grounds/Turf and Facilities staffs and functions.

Lundeen has been associated with the team since 1998 when he did an internship with the club and was hired full time in 2000 with duties in Operations and Community Relations. Earlier in his career, Lundeen handled the Vikings' training camp efforts at Minnesota State University, Mankato.

Already familiar with the Mankato scene, Lundeen was a natural fit. He earned a bachelor's degree in business admin-

istration from MSU and exemplified the model of the student-athlete. A four-year competitor on the Maverick hockey team, Lundeen was a summa cum laude graduate and a recipient of MSU's prestigious Preska Scholarship, presented annually to a top student who is involved actively in campus life. Lundeen earned the Team Leadership Award for his efforts in hockey as a junior. Lundeen continued his education at MSU as a graduate assistant in the athletics department and earned his master's degree in sports management.

A 1993 graduate of Little Falls (MN) High, Lundeen and wife, Lindsay, reside in Chaska with their daughters, Evelyn and Eloise, and, son, Titus.



## KARIN NELSEN

**VICE PRESIDENT OF LEGAL & HUMAN RESOURCES**

**HOMETOWN: WESTBROOK, MN**

**EDUCATION: UNIVERSITY OF IOWA; MINNESOTA STATE UNIVERSITY, MANKATO**

Karin Nelsen is entering her 2nd season with the Vikings as Vice President of Legal & Human Resources. Nelsen joined the Vikings in 2016 after 18 years with local business giant Cargill.

During her tenure at Cargill, Nelsen spent 6 years abroad with leadership assignments in Moscow, Geneva, and Singapore. She returned to the United States in 2012 to serve as Cargill's North America General Counsel.

Nelsen currently sits on the Board of Directors for the University of Iowa Law School Foundation, the Guthrie Theater, and St. David's Center. She was recently elected as a member of the American Law Institute.

Nelsen received her law degree from the University of Iowa Law School (1993) and earned her undergraduate degree in

accounting from Minnesota State University, Mankato (1987). Prior to joining Cargill, she worked as a litigator in Seattle and Minneapolis law firms and worked as a CPA at Touche Ross before starting law school.



## J.P. PAUL

**VICE PRESIDENT OF CORPORATE DEVELOPMENT & GUEST RELATIONS**

**HOMETOWN: TOLEDO, OH**

**EDUCATION: MIAMI (OHIO) UNIVERSITY**

In his 15th season with the Vikings organization, J. P. Paul serves as the team's Vice President of Corporate Development and Guest Relations. In this role, Paul creates and executes new service initiatives to further enhance the relationship between the Vikings and their fans, as well as the corporate community.

Paul and his group have played a key role in the team's move to U.S. Bank Stadium, most notably by working hand-in-hand with Aramark (Stadium Concessionaire) on concession/premium food service design concepts and SMG (Facility Manager) in creating game day operational protocols and managing corporate vendor and service provider relationships. Also in conjunction with SMG, Paul has helped create U.S. Bank Stadium's SKOL Service initiative which focuses on creating memorable game day experiences for Vikings fans and all U.S. Bank Stadium guests.

On the design/construction side, Paul worked closely with Mortenson Construction (General Contractor) on various design and quality assurance aspects of the stadium's interior spaces. Paul also oversaw the U.S. Bank Stadium tour program whereby he and his team hosted hundreds of construction tours for special guests of the Vikings organization. During the initial construction and sales phase of U.S. Bank Stadium, he worked closely with new and current Vikings' sponsors and premium seating members to integrate them into new stadium hospital-

ity and partnership programs. Paul also speaks on behalf of the organization to local business groups and trade associations.

Paul oversaw the 2-year transition for the Vikings to the University of Minnesota in 2014-15 and led Vikings club seating efforts at Mall of America Field. Along with his day-to-day responsibilities with the Vikings, Paul is a member of the Association of Luxury Suite Directors where he previously served as the NFL's Premium Seating Committee Chairman. Junior Achievement of Minnesota recognized Paul as their Capstone Volunteer of the Year in 2008. Away from work, he is very active coaching youth baseball and basketball; serving as a Board Member for the Chaska Baseball Association from 2011-2015. Paul played Division I baseball at Miami University in Oxford, Ohio, where he graduated in 1992 with a bachelor's degree in marketing.

J.P. and his wife, Megan, reside in Chaska with their three sons, Ryan, Matthew and Nicholas.



## JOHN PENHOLLOW

**VICE PRESIDENT OF CORPORATE & TECHNOLOGY PARTNERSHIPS**

**HOMETOWN: JAMESTOWN, NY**

**EDUCATION: KENT STATE UNIVERSITY**

John Penhollow is currently in his 12th NFL season, 5th with the Vikings as Vice President of Corporate & Technology Partnerships. Penhollow leads the strategy, design, development, sales, negotiation and execution of the U.S. Bank Stadium, Twin Cities Orthopedics Performance Center and Vikings corporate partnerships and suite sales efforts. Penhollow led the organization's effort to integrate technology and infrastructure into the stadium's design to enhance the fan experience and maximize corporate partnership revenue.

Prior to joining the Vikings, Penhollow was Vice President, Corporate Sales & Service for the Cleveland Browns, where he led all aspects of revenue generation for corporate sales, spon-

sorships, media sales, suite sales and hospitality. Prior to his work in Cleveland, he held senior level sales and management positions with the National Basketball Association, Miami Dolphins and New York Yankees, where he led the corporate partnership sales for the New Yankee Stadium development.

A native of Jamestown, New York, Penhollow earned his bachelor's degree at Kent State University and his master's at Canisius College. John and his wife, Meredith, who holds her bachelor's degree in journalism from Kent State University, have three children - Grace, Scarlett and Walker. The Penhollow family resides in Tonka Bay, MN.



## KATE SHIBILSKI

**VICE PRESIDENT OF FINANCE AND CONTROLLER**  
**HOMETOWN: NORTH MANKATO, MN**  
**EDUCATION: UNIVERSITY OF ST. THOMAS**

Kate Shibilski is entering her 4th season with the Vikings in 2017 and serves the club as Vice President of Finance and Controller. Shibilski is responsible for the team who manages the accounting and finance functions of the Team, U.S. Bank Stadium operations, and for the development of the 200 acres of land in Eagan, MN, for the team's new corporate offices and training facility.

Prior to joining the team, she started her career in public accounting for 6 years at the Deloitte & Touche firm providing audit clients with accounting and assurance services throughout the US. She is also passionate about career development and led many of the internal training & personal growth initiatives out of the Minneapolis office.

Shibilski spent the next 5 years with Minnesota's leading technology retailer, Best Buy, where she held various account-

ing and finance roles. She started in the accounting function focused on technical compliance and process development for strategic initiatives. The experience as a business liaison transitioned into developing and leading the new standard of financial planning for and performance management of all US retail stores. Shibilski returned to her roots and most recently managed the accounting function for all US retail stores while maintaining active influence in the retail business.

A native of North Mankato, MN, Kate graduated summa cum laude with a BS in accounting from University of St. Thomas in St. Paul and is an active CPA as part of the American Institute of CPAs. She and her husband Joe live in Minneapolis.



## TINA HOLMES

**CHIEF OF STAFF & STRATEGIC ADVISOR**  
**HOMETOWN: ST. PAUL, MN**  
**EDUCATION: CONCORDIA-ST. PAUL**

Tina Holmes joins the Vikings in 2017 as Chief of Staff & Strategic Advisor, coming to the club after spending 20 years as vice president and chief of staff at Blue Cross Blue Shield of Minnesota.

Holmes works closely with the team's leadership team, acting as an executive liaison, surfacing issues and facilitating solutions. Holmes works closely with the leadership team in the planning, coordination and implementation of activities across the organization and in effectively communicating the team's strategic objectives externally and with senior management and the broader organization. Holmes has a proven track record of driving and leading organizational change, building team commitment and cohesion and creating strong alignment between divisions.

Prior to joining the Minnesota Vikings, Holmes was an integral member of Blue Cross Blue Shield's executive leadership team and served in various capacities over her 20 year tenure, including responsibility for Blue Cross's business resiliency, crisis management and enterprise event teams.

A graduate of Concordia University in St. Paul, Holmes and her husband, Paul, have two sons, Ben and Luke, and reside in Farmington, MN.



## JEFF ANDERSON

**EXECUTIVE DIRECTOR OF COMMUNICATIONS**  
**HOMETOWN: ADAIR, IA**  
**EDUCATION: BUENA VISTA UNIVERSITY**



## AMY ANTHONY

**DIRECTOR OF EVENTS & HOSPITALITY**  
**HOMETOWN: MILAN, MN**  
**EDUCATION: SOUTHWEST MINNESOTA STATE UNIVERSITY**



## SARAH BLOMQUIST

**DIRECTOR OF HUMAN RESOURCES**  
**HOMETOWN: DELANO, MN**  
**EDUCATION: UNIVERSITY OF MINNESOTA-MORRIS**



## GREG BOSTROM

DIRECTOR OF ENTERTAINMENT  
HOMETOWN: EAGAN, MN  
EDUCATION: UNIVERSITY OF WISCONSIN



## BRETT DIAMOND

DIRECTOR OF PARTNERSHIP ACTIVATION  
HOMETOWN: MINNETONKA, MN  
EDUCATION: GEORGE WASHINGTON UNIVERSITY; NEW YORK UNIVERSITY



## ANNE DOEPNER

DIRECTOR OF FOOTBALL ADMINISTRATION  
HOMETOWN: ST. PAUL, MN  
EDUCATION: COLLEGE OF ST. BENEDICT



## CANDY FUZESY

DIRECTOR OF PREMIUM SEATING SERVICES & OPERATIONS  
HOMETOWN: ALBERT LEA, MN  
EDUCATION: MINNESOTA STATE UNIVERSITY, MANKATO



## BOB HAGAN

EXECUTIVE DIRECTOR OF PUBLIC RELATIONS  
HOMETOWN: PLYMOUTH, MN  
EDUCATION: IOWA STATE UNIVERSITY



## TAMI HEDRICK

DIRECTOR OF VIKINGS WOMEN AND STRATEGIC DEVELOPMENT/MVC HEAD COACH  
HOMETOWN: BLOOMINGTON, MN  
EDUCATION: UNIVERSITY OF MINNESOTA



## LUTHER HIPPE

DIRECTOR OF OPERATIONS-TEAM TRAVEL  
HOMETOWN: SIOUX FALLS, SD  
EDUCATION: UNIVERSITY OF SIOUX FALLS



## SCOTT KEGLEY

EXECUTIVE DIRECTOR, DIGITAL MEDIA & INNOVATION  
HOMETOWN: CITRUS HEIGHTS, CA  
EDUCATION: UNIVERSITY OF SOUTHERN CALIFORNIA

KICKOFF

EXECUTIVES

COACHES

STAFF

PLAYERS

ROOKIES

2016 SEASON

RECORDS

PLAYOFF RECORDS

HISTORY

EXTRA POINTS



## KIM KLAWITER

DIRECTOR OF SECURITY  
HOMETOWN: WHITE BEAR LAKE, MN  
EDUCATION: UNIVERSITY OF MINNESOTA



## SKIP KRUEGER

DIRECTOR, BROADCASTING  
HOMETOWN: ABERDEEN, SD  
EDUCATION: CREIGHTON UNIVERSITY



## BRAD MADSON

EXECUTIVE DIRECTOR OF COMMUNITY RELATIONS/YOUTH FOOTBALL  
HOMETOWN: ST. LOUIS PARK, MN  
EDUCATION: UNIVERSITY OF MINNESOTA



## BOB MARCUS

DIRECTOR OF VIDEO  
HOMETOWN: MINNEAPOLIS, MN  
EDUCATION: UNIVERSITY OF MINNESOTA



## JUSTIN MINER

DIRECTOR OF FACILITIES  
HOMETOWN: ONAMIA, MN  
EDUCATION: ST. CLOUD STATE UNIVERSITY



## PAUL NELSON

DIRECTOR OF FOOTBALL INFORMATION SYSTEMS  
HOMETOWN: BURNSVILLE, MN  
EDUCATION: CONCORDIA UNIVERSITY-ST. PAUL



## JOHN NEPPL

DIRECTOR, TICKET SALES  
HOMETOWN: STEVENS POINT, WI  
EDUCATION: UNIVERSITY OF WISCONSIN-EAU CLAIRE



## CHERYL NYGAARD

DIRECTOR OF INFORMATION TECHNOLOGY  
HOMETOWN: MOUNDS VIEW, MN

KICKOFF

EXECUTIVES

COACHES

STAFF

PLAYERS

ROOKIES

2016 SEASON

RECORDS

PLAYOFF RECORDS

HISTORY

EXTRA POINTS





## LES PICO

EXECUTIVE DIRECTOR OF PLAYER DEVELOPMENT/LEGAL  
HOMETOWN: MESA, AZ  
EDUCATION: ARIZONA STATE UNIVERSITY



## DENNIS RYAN

EQUIPMENT MANAGER  
HOMETOWN: ST. PAUL, MN  
EDUCATION: UNIVERSITY OF ST. THOMAS



## ERIN SWARTZ

EXECUTIVE DIRECTOR, BRAND & CREATIVE  
HOMETOWN: NORTHFIELD, MN  
EDUCATION: DRAKE UNIVERSITY



## BRETT TABER

EXECUTIVE DIRECTOR, SOCIAL IMPACT  
HOMETOWN: AMES, IA  
EDUCATION: UNIVERSITY OF IOWA



## RICH WANG

DIRECTOR, SALES ANALYTICS AND ENGAGEMENT  
HOMETOWN: VALLEY STREAM, NY  
EDUCATION: MANHATTAN COLLEGE



## TOM WEST

DIRECTOR OF PUBLIC RELATIONS  
HOMETOWN: LEWISTON, MN  
EDUCATION: ST. CLOUD STATE UNIVERSITY



## PATRICK WHINNERY

DIRECTOR OF FINANCE  
HOMETOWN: ST. PAUL, MN  
EDUCATION: UNIVERSITY OF SOUTHERN CALIFORNIA

KICKOFF

EXECUTIVES

COACHES

STAFF

PLAYERS

ROOKIES

2016 SEASON

RECORDS

PLAYOFF RECORDS

HISTORY

EXTRA POINTS

# VIKINGS STAFF



**Stephen Anderson**  
Partnership Activation  
Coordinator



**Terrell Barnes**  
Equipment Assistant



**Theresa Baugus**  
MVC Coach and Coordinator



**Don Becker**  
Consultant - Stadium &  
Real Estate Development



**Katie Bernhjelm**  
Senior Manager,  
Partnership Activation



**Tyler Birschbach**  
Marketing Coordinator



**Charlie Boeckenheuer**  
Manager, Season  
Ticket Sales



**Emily Bohmbach**  
Senior Manager,  
Partnership Activation



**Lee Burg**  
Motion Graphics Specialist



**Luke Burson**  
Football Information  
Systems Analyst



**Ryan Cardinal**  
Senior Manager, Digital  
Marketing & Media



**Monerae Carter**  
Foundation Programs  
Coordinator



**Tessa Carter**  
Ticket Office Supervisor



**Jim Cima**  
Senior Project Manager



**Brandon Clemens**  
Senior Manager,  
Youth Marketing



**Chris Corso**  
Digital Media Coordinator



**Madison Cortese**  
Youth Marketing  
Coordinator



**Grant Davison**  
Turf Manager



**Sara Denney**  
Premium Services  
Coordinator



**Mike Desplenter**  
Database Administrator

# VIKINGS STAFF



**Alicia Dreyer**  
Senior Creative Manager



**John Dvorak**  
Account Executive



**Nicholle Egan**  
Loyalty Coordinator



**Jon Ekstrom**  
Public Relations Manager



**Ashley Engels**  
Associate Counsel



**Tricia Eppert**  
Executive Assistant to  
Steve Poppen, EVP/CFO



**Jacque Ferjak**  
Staff Accountant



**Josh Goldenberg**  
Associate Counsel



**Tyler Gosney**  
Turf Technician



**Adam Groene**  
Assistant Equipment Manager



**Jenny Haag**  
Senior Manager, Construction  
and Partnerships



**Travis Hamre**  
Manager, Group Ticket  
Sales & Special Projects




**Joann Harms**  
Staff Accountant



**Todd Hauck**  
Senior Information  
Technology Specialist



**E.J. Henderson**  
Youth Football Manager



**Mike Huiras**  
Producer/Editor



**Trish Huizinga**  
Executive Assistant to  
Owners



**Terry Jackson**  
Executive Assistant




**Taylor Jacobson**  
Lead Graphic Designer



**Felicia Johnson**  
Social Media Manager

# VIKINGS STAFF



**Logan Johnson**  
Community Programs  
Coordinator



**Matt Johnson**  
Information Technology  
Specialist



**Rex Johnson**  
Football Analyst



**Debra Jones**  
Senior Manager,  
Alumni Affairs



**Erica Jones**  
Business & Finance  
Manager



**Jessica Joyce**  
Guest Services Manager



**Andy Kenutis**  
Team Photographer



**Steve Kilchenman**  
Video Assistant



**Nikki Kill**  
Co-Coach & Assistant  
Coordinator of MVC



**Madison Koch**  
Sales Analytics & Engagement  
Data Coordinator



**Natalie Kolander**  
Corporate Partnerships  
Manager



**Jared Kuhn**  
Turf Technician



**Kyle Larson**  
Turf Technician



**Mike Leddy**  
Premium Services Manager



**Bev Lindaman**  
Executive Assistant



**Sharon Lohmar**  
Ticket Operations



**Catherine Loose**  
Senior Coordinator,  
Women's Initiatives



**Tim Lumb**  
Building Maintenance  
Manager



**Paul Martin**  
Manager of Team  
Operations



**Nick Maurer**  
Senior Manager,  
Corporate Partnerships

# VIKINGS STAFF

KICKOFF

EXECUTIVES

COACHES

STAFF

PLAYERS

ROOKIES

2016 SEASON

RECORDS

PLAYOFF RECORDS

HISTORY

EXTRA POINTS



**Denise May**  
Executive Assistant to  
Kevin Warren, COO



**Tracy McDonald**  
Alumni Affairs Coordinator



**Geji McKinney-Banks**  
Director of Food Service  
Operations



**Chrissy Meagher**  
Executive Assistant to EVP  
of Sales & Marketing/CMD



**Joe Mee**  
Senior Manager,  
Ticket Operations



**Doug Melnyk**  
Senior Manager-Corporate  
Partnerships




**Josh Melstrom**  
Network and Security  
Engineer



**Alex Miller**  
Producer/Editor



**Nick Miller**  
Facilities Service Manager



**Nick Miller**  
Video Assistant



**Stuart Morrow**  
Account Executive



**Jay Nelson**  
Senior Manager,  
Motion Graphics



**Aaron Neumann**  
Assistant Equipment  
Manager



**Sam Newton**  
Public Relations Assistant



**Chuck Pamperin**  
Manager, Ticket & Parking  
Operations



**Craig Peters**  
Editor/Staff Writer



**Kendall Peters**  
Sales and Engagement  
Analyst



**Chuck Petersen**  
Team Operations  
Coordinator



**Katie Pluff**  
Manager, Marketing  
Partnerships



**Sara Price**  
Sales & Engagement  
Email Strategist

# VIKINGS STAFF



**Jackie Ramacher**  
Graphic Designer



**Jordan Ramsey**  
Partnership Activation  
Coordinator




**Mary Redmond**  
Executive Assistant to the  
Head Coach



**Steve Reed**  
Senior Account Executive



**GH Ridpath**  
Producer/Editor



**Zach Royle**  
Social Media Coordinator



**C.J. Rugh**  
Manager, Special Events



**Ann Schumacher**  
Senior Manager, Accounting



**Genette Selke**  
Sales Analytics &  
Engagement/  
App Project Manager



**Dan Sidle**  
Turf Assistant



**Carla Smith**  
Payroll Supervisor/  
Accountant



**Darius Smith**  
Entertainment Coordinator



**Eric Smith**  
Team Reporter



**Brittany Snyder**  
Accounts Payable/  
Accounting Assistant



**Molly Stewart**  
Human Resources  
Coordinator



**Jen Stockman**  
Human Resources  
Generalist



**Jordan Struck**  
Producer/Editor



**Chaya Sulman**  
Programmer



**Zach Tarrant**  
Archive Coordinator



**Pat Thompson**  
Advertising Coordinator

KICKOFF

EXECUTIVES

COACHES

STAFF

PLAYERS

ROOKIES

2016 SEASON

RECORDS

PLAYOFF RECORDS

HISTORY

EXTRA POINTS



**Grant Till**  
Manager, Real Estate  
Development



**Nate Vaughn**  
Producer/Editor



**Viktor**  
The Viking



**Kathleen Waddell**  
Corporate Partnerships  
Manager



**Claire Walden**  
Special Events Coordinator



**Amy Werdine**  
Guest Services Coordinator



**Allan Wertheimer**  
Senior Manager, Production



**Kelly Wilske**  
Executive Assistant -  
General Manager



**Will Windsperger**  
IT Helpdesk  
Technician



**Mike Wobschall**  
Senior Manager, Content



**Chris Yortsos**  
Corporate Partnerships  
Manager



**Lindsey Young**  
Staff Writer/Assistant  
Editor



**Kaitlin Zarecki**  
Events Manager



## 2017 VIKINGS CHEERLEADERS

The Minnesota Vikings Cheerleaders consist of 42 talented and professional women that are an integral part of the total NFL fan experience at U.S. Bank Stadium. In addition to their presence on game day, the MVC average 450 appearances throughout the year, traveling around the world to meet with football fans and to spread Skol spirit at corporate, community and charity events, and at military bases stateside and overseas. As ambassadors of the Vikings Organization, one of the biggest highlights is meeting young fans throughout Vikings country and being amazing role models to hundreds of JR MVC and the MVC All Stars. To book an appearance by the Minnesota Vikings Cheerleaders or to get information on their many programs, including Junior Cheerleaders, All Stars and Training Program, visit Vikings.com.





## 2017 VIKINGS STAFF DIRECTORY

<b>OWNER/CHAIRMAN</b> .....	Zygi Wilf
<b>OWNER/PRESIDENT</b> .....	Mark Wilf
<b>OWNER/VICE CHAIRMAN</b> .....	Leonard Wilf
<b>OWNERSHIP PARTNERS</b> ....	Alan Landis, David Mandelbaum
<b>EXECUTIVE STAFF</b>	
General Manager .....	Rick Spielman
Chief Operating Officer.....	Kevin Warren
Executive VP- Public Affairs .....	Lester Bagley
Executive VP- Football Operations .....	Rob Brzezinski
Executive VP & Chief Marketing Officer .....	Steve LaCroix
Executive VP & Chief Financial Officer .....	Steve Poppen
Executive VP -Strategic Planning & Business Initiatives ....	Jonathan Wilf

<b>CONSULTANTS</b>	
Consultant .....	Bud Grant
Consultant-Team Historian.....	Fred Zamberletti
Consultant-Stadium & Real Estate Development ... Don Becker	
Senior Project Manager .....	Jim Cima
Manager, Real Estate Development .....	Grant Till

<b>ADMINISTRATION</b>	
Executive Assistant to Owners .....	Trish Huizinga
Exec. Asst. to EVP of Sales & Marketing/CMO...Chrissy Meagher	
Executive Assistant to Kevin Warren, COO .....	Denise May
Executive Assistant to Steve Poppen, CFO .....	Tricia Epert
Executive Assistant.....	Terry Jackson
Executive Assistant.....	Bev Lindaman

<b>COACHING STAFF</b>	
Head Coach.....	Mike Zimmer
Defensive Coordinator .....	George Edwards
Special Teams Coordinator.....	Mike Priefer
Offensive Coordinator.....	Pat Shumur
Tight Ends .....	Clancy Barone
Assistant Special Teams .....	Ryan Ficken
Assistant DBs/Quality Control .....	Jonathan Gannon
Defensive Backs .....	Jerry Gray
Wide Receivers .....	Darrell Hazell
Defensive Line .....	Andre Patterson
Running Backs.....	Kennedy Polamalu
Assistant Defensive Line.....	Robert Rodriguez
Offensive Line .....	Tony Sparano
Quarterbacks .....	Kevin Stefanski
Linebackers .....	Adam Zimmer
Assistant Offensive Line.....	Andrew Janocko
Defensive Assistant .....	Jeff Howard
Assistant Wide Receivers.....	Drew Petzing
Head Strength and Conditioning.....	Mark Ueyyama
Assistant Strength and Conditioning.....	Derek Keyes
Assistant Strength and Conditioning.....	Chaz Mahle
Assistant Strength and Conditioning.... Reshard Langford	
Executive Assistant to Head Coach.....	Mary Redmond

<b>PLAYER PERSONNEL/FOOTBALL ADMINISTRATION</b>	
Assistant General Manager .....	George Paton
Director of Pro Scouting .....	Ryan Monnens
Director of College Scouting .....	Jamaal Stephenson
College Scout/Regional .....	Scott Studwell
Director of Analytics/Pro Scout.....	Scott Kuhn
Pro Scout .....	Jeff Robinson
Pro Scout .....	Reed Burkhardt
College Scout/Area.....	Frank Acevedo
College Scout/Area.....	Kevin McCabe
College Scout/Regional.....	Pat Roberts
College Scout/Regional.....	Mike Sholiton
College Scout/Area.....	Steven Price
College Scout/Area.....	Sean Gustus
College Scout/Blesto.....	Blaine Gramer

Director of Football Administration .....	Anne Doepner
Director of Football Information Systems .....	Paul Nelson
Football Information Systems Analyst .....	Luke Burson
Database Administrator.....	Mike Desplenter
Programmer.....	Chaya Sulman
Executive Assistant-General Manager .....	Kelly Wilske
Coordinator of College Scouting .....	Kelly Kleine
Football Analyst .....	Rex Johnson
Personnel Consultant .....	Conrad Cardano
Personnel Consultant.....	Jerry Reichow
Personnel Consultant.....	Paul Wiggan

<b>EQUIPMENT</b>	
Equipment Manager.....	Dennis Ryan
Assistant Equipment Manager .....	Aaron Neumann
Assistant Equipment Manager .....	Adam Groene
Equipment Assistant .....	Terrell Barnes

<b>MEDICAL</b>	
Dir. of Sports Medicine/Head Athletic Trainer ....	Eric Sugarman
Coord. of Rehabilitation/Asst. Athletic Trainer....	Tom Hunkele
Assistant Athletic Trainer.....	Rob Roche
Assistant Athletic Trainer.....	Albert Padilla
Assistant Athletic Trainer.....	Dave Jantzi

<b>OPERATIONS/FACILITIES</b>	
VP President of Operations & Facilities ....	Chad Lundeen
Director of Operations-Team Travel.....	Luther Hippe
Director of Facilities .....	Justin Miner
Manager, Team Operations .....	Paul Martin
Team Operations Coordinator.....	Chuck Petersen
Turf Manager .....	Grant Davisson
Turf Assistant.....	Dan Sidle
Turf Technician .....	Tyler Gosney
Turf Technician .....	Jared Kuhn
Turf Technician .....	Kyle Larson
Facilities Servie Manager .....	Nick Miller
Building Maintenance Manager.....	Tim Lumb

<b>DINING</b>	
Director of Food Service Operations....	Geji McKinney-Banks
<b>PLAYER DEVELOPMENT/LEGAL</b>	

VP President, Legal & Human Resources....	Karin Nelson
Associate Counsel .....	Ashley Engels
Associate Counsel .....	Josh Goldenberg
Exec. Director of Player Development/Legal.....	Les Pico

<b>VIDEO</b>	
Director of Video.....	Bob Marcus
Video Assistant .....	Nick Miller
Video Assistant .....	Steve Kilchenner

<b>SECURITY</b>	
Director of Security.....	Kim Klawiter
<b>SALES AND MARKETING</b>	

VP of Marketing & Fan Engagement ....	Dannon Hulskotter
Director, Events & Hospitality .....	Amy Atherton
Executive Director Social Impact .....	Brett Taber
Senior Manager, Alumni Affairs .....	Debra Jones
Manager, Special Events .....	C.J. Rugh
Special Events Coordinator.....	Claire Walden
Events Manager.....	Kaitlin Zarecki
Dir., Vikings Women/MVC Head Coach.....	Tami Hedrick
Senior Coordinator, Women's Initiatives....	Catherine Loose
MVC Coach and Coordinator.....	Theresa Baugus
Co-Coach & Assistant Coordinator of MVC.....	Nikki Kill
Executive Director, Brand & Creative .....	Erin Swartz
Senior Creative Manager .....	Alicia Dreyer
Lead Graphic Designer.....	Taylor Jacobson
Graphic Designer.....	Jackie Ramacher
Advertising Coordinator.....	Pat Thompson

Archive Coordinator ..... Zach Tarrant  
 Team Photographer ..... Andy Kenutis  
 Senior Manager, Youth Marketing ..... Brandon Clemens  
 Youth Marketing Coordinator ..... Madison Cortese  
 Community Programs Coordinator ..... Logan Johnson  
 Foundation Programs Coordinator ..... Monterae Carter  
 Marketing Coordinator ..... Tyler Birschbach  
 Receptionist ..... Michael Amore

**VIKINGS ENTERTAINMENT NETWORK**

Vice President of Content & Production ..... Bryan Harper  
 Director, Broadcasting ..... Skip Krueger  
 Director of Entertainment ..... Greg Bostrom  
 Senior Manager, Content ..... Mike Wobschall  
 Editor/Staff Writer ..... Craig Peters  
 Team Reporter ..... Eric Smith  
 Staff Writer/Assistant Editor ..... Lindsey Young  
 Senior Manager, Motion Graphics ..... Jay Nelson  
 Motion Graphics Specialist ..... Lee Burg  
 Entertainment Coordinator ..... Darius Smith  
 Senior Manager, Production ..... Allan Wertheimer  
 Producer/Editor ..... Jordan Struck  
 Producer/Editor ..... Mike Huiras  
 Producer/Editor ..... Nate Vaughn  
 Producer/Editor ..... GH Ridpath  
 Producer/Editor ..... Alex Miller

**DIGITAL MEDIA**

Executive Director, Digital Media & Innovation ..... Scott Kegley  
 Senior Manager, Digital Marketing & Media ..... Ryan Cardinal  
 Social Media Manager ..... Felicia Johnson  
 Digital Media Coordinator ..... Chris Corso  
 Social Media Coordinator ..... Zach Royse

**PARTNERSHIPS ACTIVATION AND SPECIAL PROJECTS**

VP of Partnerships Activation & Special Projects .....  
 ..... Tanya Dreesen  
 Director of Partnership Activation ..... Brett Diamond  
 Senior Manager, Construction and Partnerships ... Jenny Haag  
 Senior Manager, Partnership Activation ..... Emily Bohmbach  
 Senior Manager, Partnership Activation ..... Katie Bernhjem  
 Manager, Marketing Partnerships ..... Katie Pluff  
 Partnership Activation Coordinator ..... Jordan Ramsey  
 Partnership Activation Coordinator ..... Stephen Anderson

**CORPORATE PARTNERSHIPS**

VP of Corporate & Technology Partnerships ... John Penhollow  
 Senior Manager, Corporate Partnerships ..... Doug Melnyk  
 Senior Manager, Corporate Partnerships ..... Nick Maurer  
 Corporate Partnerships Manager ..... Natalie Kolander  
 Corporate Partnerships Manager ..... Kathleen Waddell  
 Corporate Partnerships Manager ..... Chris Yortsos  
 Business and Finance Manager ..... Erica Jones

**CORPORATE DEVELOPMENT AND GUEST RELATIONS**

VP of Corporate Development & Guest Relations ... J.P. Paul  
 Dir. of Premium Seating Services & Operations ... Candy Fuzesy  
 Guest Services Manager ..... Jessica Joyce  
 Premium Services Manager ..... Mike Leddy  
 Loyalty Coordinator ..... Nicholle Egan  
 Premium Services Coordinator ..... Sara Denney  
 Guest Services Coordinator ..... Amy Werdine

**CORPORATE STRATEGY**

Chief of Staff and Strategic Advisor ..... Tina Holmes

**TICKETS AND SUITES**

VP of Ticket Sales & Operations ..... Phil Huebner  
 Director, Sales Analytics and Engagement ..... Rich Wang  
 Senior Manager, Ticket Operations ..... Joe Mee  
 Director, Ticket Sales ..... John Nepl  
 Sales Analytics & Engagement/App Project Manager  
 ..... Genette Sekse

Sales and Engagement Analyst ..... Kendall Peters  
 Sales and Engagement E-mail Strategist ..... Sara Price  
 Sales Analytics & Engagement Data Coord. .... Madison Koch  
 Manager, Ticket and Parking Operations ..... Chuck Pamperin  
 Ticket Operations ..... Sharon Lohmar  
 Manager, Group Ticket Sales & Special Projects ... Travis Hamre  
 Senior Account Executive ..... Steve Reed  
 Manager, Season Ticket Sales ..... Charlie Boeckenheuer  
 Account Executive ..... Stuart Morrow  
 Account Executive ..... John Dvorak  
 Ticket Office Supervisor ..... Tessa Carter

**ACCOUNTING AND FINANCE**

Vice President of Finance & Controller ..... Kate Shibliski  
 Director of Finance ..... Patrick Whinnery  
 Senior Manager, Accounting ..... Ann Schumacher  
 Staff Accountant ..... Joann Harms  
 Payroll Supervisor/Accountant ..... Carla Smith  
 Staff Accountant ..... Jacque Ferjak  
 Accounts Payable/Accounting Assistant...Brittany Snyder

**COMMUNITY RELATIONS**

Exec. Director of Community Relations/Youth Football ....  
 ..... Brad Madson  
 Youth Football Manager ..... E.J. Henderson  
 Alumni Affairs Coordinator ..... Tracy McDonald

**HUMAN RESOURCES**

Director of Human Resources ..... Sarah Blomquist  
 Human Resources Generalist ..... Jen Stockman  
 Human Resources Coordinator ..... Molly Stewart

**INFORMATION TECHNOLOGY**

Director of Information Technology ..... Cheryl Nygaard  
 Senior Information Technology Specialist ..... Todd Hauck  
 Helpdesk Technician ..... Will Windsperger  
 Information Technology Specialist ..... Matt Johnson  
 Network & Security Engineer ..... Josh Melstrom

**PUBLIC RELATIONS**

Executive Director of Public Relations ..... Bob Hagan  
 Executive Director of Communications ..... Jeff Anderson  
 Director of Public Relations ..... Tom West  
 Public Relations Manager ..... Jon Ekstrom  
 Public Relations Assistant ..... Sam Newton



OFFICIAL HOME OF THE

**MINNESOTA  
VIKINGS**



**VIKINGS**   
**FOX 9 GAMEDAY**

LIVE

SUNDAYS | 10AM

**VIKINGS**  
GAMEPLAN 

SATURDAYS | 11PM FOX 9



**BEYOND**  
THE GRIDIRON

FRIDAYS | 10PM FOX 9+  
SUNDAYS | 11PM FOX 9

 **VIKINGS**  
CONNECTED

FRIDAYS | 10:30PM FOX 9+

**VIKINGS  
HUDDLE**

SATURDAYS | 9AM FOX 9

**PLAYERS**



#20

MACKENSIE ALEXANDER

POSITION: CORNERBACK  
 HEIGHT/WEIGHT: 5-10/192  
 DOB: 11-12-93  
 HOMETOWN: IMMOKALEE, FL

COLLEGE: CLEMSON  
 ACQUIRED: D2 (#54) '16  
 NFL SEASON: 2  
 VIKINGS SEASON: 2

2016 GP/GS  
13/0

Career GP/GS  
13/0

Playoffs GP/GS  
0/0

• Declared for the NFL Draft following his redshirt sophomore season after leading Clemson to a National Championship Game berth against Alabama his final season at Clemson.

• Will compete in 2017 for the nickel back position after spending his rookie season backing up veteran DB Captain Munnerlyn.

• Proud of his Haitian heritage, his parents moved to Florida in 1980 and earned their living in the fruit and citrus fields.

**OFF THE FIELD** Honored by Collier County, Florida, when June 28, 2016, was recognized as Mackensie Alexander Day to honor his success and charitable works...Spoke to the Vikings 2017 rookie class during the team's Rookie Success Program in the offseason...Twin brother, Mackenro, played at Auburn and Northeast Mississippi Community College before transferring to Iowa State, where he currently plays...Born to Haitian immigrants in South Florida who picked tomatoes and oranges to provide for the family...Spoke at a migrant workers conference in Pennsylvania during the 2017 offseason...Friends with Raiders 2016 1st-round selection S Karl Joseph and his family who also share Haitian heritage...Teamed up with Adidas to donate \$10,000 worth of shoes to the Collier County Boys and Girls Clubs in his hometown just days after being drafted...Majored in parks, recreation and tourism.

**PRO** Totaled a career-high 3 tackles (all solo) at Washington (11/13/16)...Posted his 1st career PD vs. Houston (10/9/16)...Notched his 1st career tackle at Carolina (9/25/16)...Made his NFL debut at Tennessee (9/11/16)...Selected with the 54th overall pick in the 2016 NFL Draft...Teammates at Clemson in the defensive backfield with Vikings 7th-rounder Jayron Kearse...Was the 2nd of 9 Clemson Tigers to be picked in the 2016 draft, and 7 of the 9 Clemson selections were on the defensive side of the ball, including 3 DBs.

**2016** Finished his rookie campaign with 6 tackles (5 solo), 1 PD and 1 special teams stop after being placed on injured reserve on 12/23 with an abdominal injury...Backed up veteran nickel back Captain Munnerlyn...Inactive (groin) vs. Dallas (12/1)...Set a career high with 3 tackles (all solo) while seeing extended action in the absence of Munnerlyn at Washington (11/13)...Tallied 1 solo tackle and his 1st career PD vs. Houston (10/9)...Posted his 1st career tackle at Carolina (9/25)...Notched 1 special teams tackle in his NFL debut at Tennessee (9/11).

ALEXANDER'S NFL TOTALS

Year	GP/GS	Tackles					Sacks	INTs	PBU	TFL	QBH	FF/FR	Special Teams
		Solo	Asst.	Total	Sacks	INTs							
2016 (Min)	13/0	5	1	6	0.0	0	0	1	0	0	0/0	1	
Totals	13/0	5	1	6	0.0	0	0	1	0	0	0/0	1	

SINGLE-GAME CAREER HIGHS

Tackle.....3..... at Washington, 11/13/16  
 Solo Tackle.....3..... at Washington, 11/13/16  
 Pass Defensed.....1..... vs. Houston, 10/9/16  
 Special Teams Tackle.....1..... at Tennessee, 9/11/16

**COLLEGE** Declared for the NFL Draft following his redshirt sophomore season...Allowed only 2 TDs in his collegiate career and none in his final 23 games...Key cog on the back end of 2 nationally ranked defenses in 2014 and '15...Named a semifinalist for the Jim Thorpe Award as well as selected 2nd-team All-American by the AP in his final season at Clemson...Recorded 4 tackles in the National Championship game against Alabama (1/11/16) before leaving the game with a hamstring injury...Had 30 tackles and 6 PBUs in his redshirt sophomore season in 2015...Was selected 1st-team freshman All-American by FWAA and Honorable Mention All-ACC by both the media and coaches in 2014...Had 22 tackles, 2 TFL, 6 PBUs and 1 FR in 13 games as a redshirt freshman...Redshirted in 2013 after suffering an injury in the preseason.

**PREP** Was rated the #4 overall player in the nation and #2 player in Florida by ESPN...Played in the U.S. Army All-American game...1st-team all-state selection as a senior...Helped his Immokalee HS team to an 11-4 record and a berth in 5A title game in 2012...Totaled 139 tackles and 10 INTs in his HS career...Also ran track and wrestled...Rated in the top-15 wrestlers in Florida in his weight class.

ALEXANDER'S CAREER GAME-BY-GAME (\*starts)

2016	U	A	T	TFL	SK	QH	FF	FR	INT	PD	
at TN - 9/11	0	0	0	0.0	0	0	0	0	0	0	
vs. GB - 9/18	0	0	0	0.0	0	0	0	0	0	0	
at CAR - 9/25	0	1	1	0.0	0	0	0	0	0	0	
vs. NYG - 10/3	0	0	0	0.0	0	0	0	0	0	0	
vs. HOU - 10/9	1	0	1	0.0	0	0	0	0	0	1	
at PHI - 10/23	0	0	0	0.0	0	0	0	0	0	0	
at CHI - 10/31	0	0	0	0.0	0	0	0	0	0	0	
vs. DET - 11/6	1	0	1	0.0	0	0	0	0	0	0	
at WAS - 11/13	3	0	3	0.0	0	0	0	0	0	0	
vs. ARI - 11/20	0	0	0	0.0	0	0	0	0	0	0	
at DET - 11/24	0	0	0	0.0	0	0	0	0	0	0	
vs. DAL - 12/1	INACTIVE										
at JAX - 12/11	0	0	0	0.0	0	0	0	0	0	0	
vs. IND - 12/18	0	0	0	0.0	0	0	0	0	0	0	
at GB - 12/24	INACTIVE										
vs. CHI - 1/1/17	INJURED RESERVE										
2016...GP/GS: 13/0	5	1	6	0.0	0	0	0	0	0	1	



## #55 ANTHONY BARR

**POSITION:** LINEBACKER  
**HEIGHT/WEIGHT:** 6-5/255  
**DOB:** 3-18-92  
**HOMETOWN:** SAN PEDRO, CA

**COLLEGE:** UCLA  
**ACQUIRED:** D1a (#9) '14  
**NFL SEASON:** 4  
**VIKINGS SEASON:** 4

**2016 GP/GS**  
16/16

**Career GP/GS**  
42/42

**Playoffs GP/GS**  
1/1

- Started all 42 games in which he has appeared and helped lead the NFL's 3rd-ranked defense (314.9 ypg) in 2016.
- The 2nd-highest LB drafted by Vikings, behind Hall of Famer Chris Doleman at #4 in 1985, who later moved to DE. Also the 1st draft pick of the Mike Zimmer regime.

**OFF THE FIELD** Majored in business...Launched the Anthony Barr Foundation to benefit single mothers by awarding college scholarships and providing financial support to gain their degrees in California and Minnesota...College roommate of Vikings LB Eric Kendricks...Father, Tony Brooks, was a 4th-round draft pick (RB) by the Philadelphia Eagles in 1992 out of Notre Dame...Has 3 uncles who also played in the NFL.

**HONORS** Selected to the **Pro Bowl** after the 2015 and 2016 seasons...Named **NFC Defensive Player of the Week** for game at Tampa Bay (10/26/14).

**PRO** Has started all 42 games in which he has appeared...Key cog to a defense that ranked 3rd in yards per game (314.9) in 2016 and 5th in points allowed (18.9) in 2015...2-time **Pro Bowler** earning the honor following the 2015 and 2016 seasons...Snared 1st career INT off future Hall of Famer Peyton Manning at Denver (10/4/15)...Ranks 6th in Vikings history for tackles by a rookie with 99 stops...Started 12 games before going on injured reserve (12/27/15), the 3rd-most starts by a rookie LB in team history...Notched the 1st game-winning FR-TD in OT in club history at Tampa Bay (10/26/14), forcing, recovering and returning the fumble 27 yards for the score on the 1st play from scrimmage of the OT period...Selected with the #9 overall pick in 2014 NFL Draft after Minnesota traded from #8 to #9 with Cleveland...The 2nd-highest drafted LB in Vikings history, behind only Chris Doleman at #4 in 1985.

**2016** Earned his 2nd **Pro Bowl** berth and totaled 91 tackles (61 solo), 4 TFL, 2 sacks, 20 QBHs, 5 PD, 1 FF and 1 FR, starting 16 games for the 1st time in his career, for the NFL's 3rd-ranked defense (314.9)...Tallied 9 tackles (5 solo) vs. Chicago (1/1/17)...Recorded 6 tackles (5 solo) and 3 QBHs at Green Bay (12/24)...Posted 5 tackles vs. Indianapolis (12/18)...Totaled 6 tackles (4 solo), 1 QBH and 2 PD at Jacksonville (12/11)...Forced a fumble, adding 4 tackles (1 solo), vs. Dallas (12/5)...Notched 5 tackles (4 solo), 1 TFL, 1 sack and 3 QBHs at Detroit (11/24)...Led Minnesota's LBs with 7 tackles (4 solo) vs. Arizona (11/20)...Tied a team high with 7 tackles (6 solo), 1 TFL and 1 PD at Washington, (11/13)...Registered a team-high 10 tackles (7 solo), 1 TFL and 1 QBH vs. Detroit (11/6)...Tallied 4 tackles (3 solo) at Chicago (10/31)...Registered 5 tackles (4 solo), 1 QBH and 1 FR - part of 4 Eagles turnovers - at Philadelphia (10/23)...Notched 3 tackles (2 solo) and 4 QBHs vs. Houston (10/9)...Posted 3 tackles (all solo) and 1 PD vs. NY Giants (10/3)...Totaled a season-best 11 tackles (9 solo), 1 TFL, 1 sack and 2 QBHs at Carolina (9/25)...Tallied 3 tackles (2 solo) and 1 QBH vs. Green Bay (9/18)...Recorded 3 tackles (2 solo), 3 QBHs and 1 PD at Tennessee (9/11).

**2015** Started 14 games and helped the Vikings defense rank 5th in scoring (18.9)...Named to **Pro Bowl**...Started the Wild Card playoff game vs. Seattle (1/10/16), recording 4 tackles and a QB hurry...Totaled 80 tackles, 3.5 sacks, 6 TFLs, 12 QB hurries, 3 FFs, 1 INT and 7 PD...Set a new career best with 12 tackles in Week 1 at San Francisco (9/14)...Registered 1st sack of the season on Philip Rivers in Week 3 vs. San Diego (9/27)...Snagged 1st career INT at Denver (10/4) when grabbing a Peyton Manning pass and returning it 32 yards...Had a half-sack at Detroit (10/25)...Sacked Matt Ryan for the 2nd time in his career and totaled 9 tackles, 2 TFLs, 1.0 sack, 2 FFs and 1 PD at Atlanta (11/29)...Chased down Falcons RB Tevin Coleman and recorded his 1st of a career-high 2 FFs early in the contest on a momentum-shifting play...In the NFC North-clinching win at Green Bay (1/3/16), had 5 tackles, 2 TFLs, 1.0 sack and had a PD on Aaron Rodgers last-second hail mary attempt.

**2014** Named to analyst Gil Brandt's NFL.com All-Rookie team...Started season opener at St. Louis (9/7), the lone rookie starter for the Vikings...Placed on injured reserve on 12/27...Ended season ranked 4th on team with 99 tackles, 2nd among Vikings LBs behind Chad Greenway...Started all 12 games he played, the 3rd-most starts in team history by a rookie LB...Scored game-winning TD at Tampa Bay (10/26) with a 27-yard FR TD on the 1st play from scrimmage of OT, marking the 1st time in team history an OT game was won on a defensive TD and only the 4th time in NFL history an OT game was won on a FR...Totaled 9 tackles, 1.0 sack, 3 QB hurries, 1 FF, 1 FR and 1 PD and was named **NFC Defensive Player of the Week** for game at Tampa Bay...Notched 11 tackles vs. New England (9/14)...Notched 1st career sack at New Orleans (9/21) and had 10 tackles...Sacked Falcons QB Matt Ryan vs. Atlanta (9/28) late in 4th quarter and recorded 10 tackles that game...Had a pair of FRs at Buffalo (10/19), nearly tying the Vikings record of 3 FRs in a game...Notched sack vs. Washington (11/2)...Inactive for game vs. NY Jets (12/7) and at Detroit (12/14) with knee injury.

**COLLEGE** Started 37 of his 51 career games for Bruins, 10 as a FB early in his career and 27 at LB...Earned All-America honors as a junior and senior...Capped collegiate career with consensus All-America honors as a senior in 2013 and unanimous All-Pac 12 honors...Earned All-America from Walter Camp, AFCA, USA Today, among others...UCLA defensive MVP and team captain...Was a finalist for Butkus, Lombardi and Bednarik Awards as a senior...Ranked 2nd in country with 4 FRs and 5th in country with 5 FFs...Notched 3 FFs against Nebraska in 2013...Was 2nd-Team All-American by Associated Press as a junior in 2012...Named 1st-Team All-Pac 12 as a junior...Ranked 8th in country with 13.5 sacks...Ranked 2nd on team with 83 tackles...Had 8 tackles and 1.5 sacks against Stanford in Pac-12 Championship Game...Had 9 tackles in Holiday Bowl against Baylor...Began his UCLA career as a FB...Started 7 games as a sophomore blocking back and scored his 1st TDs...Started 4 of his 12 games as a freshman, earning the team Rookie of the Year award.

**PREP** Was ranked the best athlete in the country as a senior at Loyola High (Los Angeles) by Tom Lemming and Max Preps...Selected to US Army All-America game but could not participate...Rivals had him ranked 5th-best athlete and Scout.com ranked him 10th among LBs...Missed majority of senior season with ankle injury...Earned All-State RB honors with 1,890 yards and 20 TDs as a junior...Standout in track.

**BARR'S INTERCEPTION**


GAME	QB	INT (Yds)
at Denver, 10/4/15.....	Peyton Manning .....	1 (32)
<b>Total.....</b>		<b>1 (32)</b>

**BARR'S SACKS**

GAME	QB	SACKS
at New Orleans, 9/21/14.....	Drew Brees.....	1.0
vs. Atlanta, 9/28/14.....	Matt Ryan.....	1.0
at Tampa Bay, 10/26/14.....	Mike Glennon.....	1.0
vs. Washington, 11/2/14.....	Robert Griffin III.....	1.0
vs. San Diego, 9/27/15.....	Philip Rivers.....	1.0
at Detroit, 10/25/15.....	Matthew Stafford.....	0.5
at Atlanta, 11/29/15.....	Matt Ryan.....	1.0
at Green Bay, 1/3/16.....	Aaron Rodgers.....	1.0
at Carolina, 9/25/16.....	Cam Newton.....	1.0
at Detroit, 11/24/16.....	Matthew Stafford.....	1.0
<b>Total.....</b>		<b>9.5</b>

**GIVING BACK TO GIVING MOMS**

The Anthony Barr Foundation was launched in spring 2016 as a way to provide support to single mothers through childcare assistance and providing scholarship funds for mothers wishing to continue their education. Barr was raised by his single mother, Lori, and took advantage of his platform as an NFL player to help give back. "As a young child, I witnessed my mother work hard to put herself through college after having me when she was only 19 years old," Barr said. "She worked as a classroom assistant in the morning hours, went to school in the afternoon, and waited tables at night. Even so, she still had to take out student loans to pay for college, loans she is still paying off today."


**BARR'S NFL TOTALS**

Year.....	GP/GS	Tackles			Sacks	INTs	PD	TFL	QBH	FF/FR	Special
		Solo	Asst.	Total							Teams
2014.....	12/12	72	27	99	4.0	0	3	4	13	2/3	0
2015.....	14/14	61	19	80	3.5	1 (32)	7	6	12	3/0	0
<i>Playoffs.....</i>	<i>1/1</i>	<i>3</i>	<i>1</i>	<i>4</i>	<i>0.0</i>	<i>0</i>	<i>0</i>	<i>0</i>	<i>1</i>	<i>0/0</i>	<i>0</i>
2016.....	16/16	61	30	91	2.0	0	5	4	20	1/1	0
<b>Totals.....</b>	<b>42/42</b>	<b>194</b>	<b>76</b>	<b>270</b>	<b>9.5</b>	<b>1 (32)</b>	<b>15</b>	<b>14</b>	<b>45</b>	<b>6/4</b>	<b>0</b>
<i>Playoffs.....</i>	<i>1/1</i>	<i>3</i>	<i>1</i>	<i>4</i>	<i>0.0</i>	<i>0</i>	<i>0</i>	<i>0</i>	<i>1</i>	<i>0/0</i>	<i>0</i>

**SINGLE-GAME CAREER HIGHS**

Tackles..... 12..... at San Francisco, 9/14/15  
 Solo Tackles..... 10..... at St. Louis, 9/7/14; at San Francisco, 9/14/15  
 Sack..... 1.0..... 8x, last at Detroit, 11/24/16  
 QB Hurries..... 4..... vs. Houston, 10/9/16  
 Tackles For Loss..... 2..... vs. Washington, 11/2/14; at Atlanta, 11/29/15; at Green Bay 1/3/16  
 Pass Defensed..... 1..... 14x, last at Jacksonville, 12/11/16  
 Forced Fumbles..... 2..... at Atlanta, 11/29/15  
 Fumble Recoveries..... 2..... at Buffalo, 10/19/14  
 Touchdown..... 1..... at Tampa Bay, 10/26/14 (27 FR)



The Vikings had 5 defenders in Orlando for the Pro Bowl following the 2016 season: S Harrison Smith, CB Xavier Rhodes, DT Linval Joseph, DE Everson Griffen and LB Anthony Barr. Barr was a 1st-round draft pick by the Vikings in 2014, while Rhodes was a 1st-rounder in 2013, Smith in 2012 and Griffen was a 4th-rounder in 2010. Joseph was signed as a free agent during the 2014 offseason, becoming the 1st free agent signed in Head Coach Mike Zimmer's tenure.

**BARR'S CAREER GAME-BY-GAME (\*starts)**

2014.....U	A	T	TFL	SK	QH	FF	FR	INT	PD	2016.....U	A	T	TFL	SK	QH	FF	FR	INT	PD	
at STL - 9/7 *.....10	1	11	0	0.0	1	0	0	0	0	at TN - 9/11*.....2	1	3	0	0.0	3	0	0	0	1	
vs. NE - 9/14 *.....8	3	11	0	0.0	0	0	0	0	0	vs. GB - 9/18*.....2	1	3	0	0.0	2	0	0	0	0	
at NO - 9/21 *.....8	2	10	1	1.0	1	0	0	0	1	at CAR - 9/25*.....9	2	11	1	1.0	2	0	0	0	0	
vs. ATL - 9/28 *...6	4	10	1	1.0	1	0	0	0	0	vs. NYG - 10/3*...3	0	3	0	0.0	0	0	0	0	1	
at GB - 10/2 *.....4	3	7	0	0.0	0	0	0	0	0	vs. HOU - 10/9*...2	1	3	0	0.0	4	0	0	0	0	
vs. DET - 10/12 *...7	2	9	0	0.0	0	0	0	0	0	at PHI - 10/23*...4	1	5	0	0.0	1	0	1	0	0	
at BUF - 10/19 *...8	2	10	0	0.0	2	2	0	1	1	at CHI - 10/31*...3	1	4	0	0.0	0	0	0	0	0	
at TB - 10/26 *...6	3	9	0	1.0	3	1	1	0	1	vs. DET - 11/6*...7	3	10	1	0.0	1	0	0	0	0	
vs. WAS - 11/2 *...4	1	5	2	1.0	3	0	0	0	0	at WAS - 11/13*...6	1	7	1	0.0	0	0	0	0	1	
at CHI - 11/16 *...4	4	8	0	0.0	2	0	0	0	0	vs. ARI - 11/20*...4	3	7	0	0.0	0	0	0	0	0	
vs. GB - 11/23 *...3	1	4	0	0.0	0	1	0	0	0	at DET - 11/24*...4	1	5	1	1.0	3	0	0	0	0	
vs. CAR - 11/30 *...4	1	5	0	0.0	0	0	0	0	0	vs. DAL - 12/1*...1	3	4	0	0.0	0	1	0	0	0	
vs. NYJ - 12/7.....INACTIVE										at JAX - 12/11*...4	2	6	0	0.0	1	0	0	0	2	
at DET - 12/14.....INACTIVE										vs. IND - 12/18*...0	5	5	0	0.0	0	0	0	0	0	
at MIA - 12/21.....INACTIVE										at GB - 12/24*...5	1	6	0	0.0	3	0	0	0	0	
vs. CHI - 12/28.....INJURED RESERVE										vs. CHI - 1/1/17*...5	4	9	0	0.0	0	0	0	0	0	
<b>2014..GP/GS: 12/12...72 27 99 4 4.0 13 2 3 0 3</b>										<b>2016..GP/GS: 16/16...61 30 91 4 2.0 20 1 1 0 5</b>										

2015.....U	A	T	TFL	SK	QH	FF	FR	INT	PD
at SF - 9/14 *.....10	2	12	1	0.0	0	0	0	0	1
vs. DET - 9/20 *...2	3	5	0	0.0	0	0	0	0	0
vs. SD - 9/27 *...5	1	6	1	1.0	3	1	0	0	0
at DEN - 10/4 *...5	1	6	0	0.0	0	0	0	1	1
vs. KC 10/18 *.....1	3	4	0	0.0	0	0	0	0	0
at DET - 10/25 *...2	2	4	0	0.5	2	0	0	0	0
at CHI - 11/1 *.....4	0	4	0	0.0	3	0	0	0	0
vs. STL - 11/8 *...8	0	8	0	0.0	0	0	0	0	1
at OAK - 11/15 *...6	1	7	0	0.0	0	0	0	0	1
vs. GB - 11/22 *...5	1	6	0	0.0	1	0	0	0	0
at ATL - 11/29 *...7	2	9	2	1.0	1	2	0	0	1
vs. SEA - 12/6 *...0	0	0	0	0.0	0	0	0	0	0
at AZ - 12/10.....INACTIVE									
vs. CHI - 12/20.....INACTIVE									
vs. NYG - 12/27 *...3	1	4	0	0.0	0	0	0	0	1
at GB - 1/3/16 *...3	2	5	2	1.0	2	0	0	0	1
<b>2015..GP/GS: 14/14...61 19 80 6 3.5 12 3 0 1 7</b>									
<b>2015 PLAYOFFS</b>									
vs. SEA - 1/10/16 *...3	1	4	0	0.0	1	0	0	0	0

**U.S. BANK STADIUM SIGNATURE ITEMS**

Vikings fans don't have to look far from the field in order to catch instant replays at U.S. Bank Stadium. The stadium boasts two of the best-positioned LED video boards in the NFL. Located in both the east and west end zones, the video boards have been strategically placed as close as possible to eye level to ensure fans can simply shift their eyes from the field to the boards without head movement.

The larger of the two boards - manufactured by Daktronics in Redwood Falls, Minnesota - measures 120x68, or 8,160 square feet. Placed on the west side of the stadium just beyond the five large pivoting glass doors, the board is 13 times larger than the Metrodome video boards.







#64

**WILLIE BEAVERS**

**POSITION:** GUARD  
**HEIGHT/WEIGHT:** 6-5/322  
**DOB:** 10-2-93  
**HOMETOWN:** SOUTHFIELD, MI

**COLLEGE:** WESTERN MICHIGAN  
**ACQUIRED:** D4 (#121) '16  
**NFL SEASON:** 2  
**VIKINGS SEASON:** 2

**2016 GP/GS**  
2/0

**Career GP/GS**  
2/0

**Playoffs GP/GS**  
0/0

• Originally committed to Illinois as a defensive lineman but eventually signed with WMU as an offensive lineman under current Gophers Head Coach PJ. Fleck.

**OFF THE FIELD** Majored in business...Grew up a Lions fan in Southfield, Michigan.

**PRO** Saw his 1st NFL action on Thanksgiving Day at Detroit (11/24/16)...The lone offensive lineman the Vikings drafted in 2016...2nd Western Michigan player the Vikings have selected in the history of the franchise, joining DE Bill Slater in the 7th round of 1972...Was 1 of 2 Western Michigan players drafted in 2016, joining WR Daniel Braverman (Chicago Bears)...Taken with 4th-round draft pick (#121 overall).


**2016** Inactive vs. Chicago (1/1/17), at Green Bay (12/24) and vs. Indianapolis (12/18)...Competed on 3 offensive snaps at Jacksonville (12/11)...Active but did not play vs. Dallas (12/1)...Made his NFL debut at RT for an injured Jeremiah Sirles and played 8 offensive snaps at Detroit (11/24)...Active but did not play vs. Arizona (11/20)...Inactive at Washington (11/13)...Active but did not play vs. Detroit (11/6), at Chicago (10/31) and vs. Houston (10/9)...Inactive at Philadelphia (10/23) and vs. NY Giants (10/3)...Elevated to the Vikings active roster on 9/27...Joined the Vikings practice squad on 9/4.

**COLLEGE** Full-time starter in his final 3 seasons at Western Michigan, started 40 consecutive games from the end of his redshirt freshman season through his final game...Did not miss a start once he moved into the lineup...Selected to participate in Senior Bowl...Started all 13 games as a senior at LT en route to 1st-Team All-MAC honors...Keyed Broncos to an 8-5 mark and a win over Middle Tennessee State in the Bahamas Bowl, the 1st bowl win in Western Michigan program history...Helped pave the way for rushing attack that averaged 204.6 yards per game, 2nd-best mark in the MAC in 2015...Started all 13 games in 2014 as a junior at LT and earned 2nd-Team All-MAC honors...Helped Broncos post an 8-5 mark as a junior and play in Famous Idaho Potato Bowl, falling to Boise State...WMU had the top RB in the MAC with Jarvion Franklin...As a sophomore, started all 12 games...As a redshirt freshman in 2012, played in 8 games and earned 2 starts...Made 1st career start vs. Northern Illinois in 2012...Redshirted in 2011 as a freshman.

**PREP** Standout at Southfield-Lathrop High School in suburban Detroit...Earned Honorable Mention All-Conference as sophomore, junior and senior...Ranked as #30 recruit in the state by Rivals.com...Consensus 3-star recruit.

**BEAVERS' CAREER GAMES/STARTS**

Year	GP/GS
2016	2/0
<b>Totals</b>	<b>2/0</b>



#61

**JOE BERGER**

**POSITION:** CENTER/GUARD  
**HEIGHT/WEIGHT:** 6-5/305  
**DOB:** 5-25-82  
**HOMETOWN:** NEWAYGO, MI

**COLLEGE:** MICHIGAN TECH  
**ACQUIRED:** FA '11  
**NFL SEASON:** 13  
**VIKINGS SEASON:** 7

**2016 GP/GS**  
14/14

**Career GP/GS**  
129/68 (4/0-DAL; 34/20-MIA; 91/48-MIN)

**Playoffs GP/GS**  
2/1-MIN

• Vikings senior statesman on offense line, finished his 12th NFL season, 6th with the Vikings, in 2016, and can appear in his 100th game as a Viking in 2017 (91 currently).

• Ranks 2nd all-time among centers in franchise history, having played 88 consecutive games from 10/2/2011 to 11/20/2016 (Mick Tingelhoff - 240).

• Started all 16 games and the playoff game at center in 2015, his 1st season starting every game.

**OFF THE FIELD** Earned mechanical engineering degree from Michigan Tech...Married to Abigail, the couple has 4 children and are active supporters of adoption and adoption family causes...Couple has 2 adopted and 2 biological children...Active with *Team Keegan*, a childhood cancer foundation that sends get-well packages to young patients across the country...Enjoys building furniture and woodworking projects along with trap shooting in his free time...Restored a 1953 Studebaker truck...Avid outdoorsman, enjoys hunting and fishing.

**PRO** Has appeared in 91 games, making 48 starts over the past 6 seasons for Vikings...Has started games at RG, LG and C during his Vikings tenure...His 16 regular-season starts and playoff start during the Vikings 2015 run to the NFC North title at center were a career-high...Started his 1st career playoff game in Wild Card matchup vs. Seattle (1/10/16), and both career playoffs games he has played in have been with the Vikings...Helped pave the way for Adrian Peterson to lead the NFL in rushing in 2015 with 1,485 yards...Acquired by Vikings on 9/12/11...Competed in 31 games, making 20 starts, from 2009-11 for Miami under Minnesota's current offensive line coach Tony Sparano, who led the Dolphins from 2008-11...Signed as an unrestricted free agent on 2/27/09 by Miami from Dallas...Spent final part of 2006, 2007 and 2008 seasons with Dallas after being claimed off waivers from Miami on 11/24/06...Played in Dallas when Mike Zimmer was Cowboys defensive coordinator...Saw action in final 3 games as a rookie with Miami in 2005 after spending opening 11 games of season inactive...Joined Miami after being signed off Carolina practice squad on 9/7/05...Waived by Carolina on 9/3/05 and signed to Panthers practice squad the following day before being signed by Miami to 53-man roster...Spent training camp and preseason with Carolina in 2005 after being drafted in 6th round (#183).

**2016** Started 14 games for a unit that did not allow a sack in 5 contests (tied for most in the NFL)...Started at LG vs. Chicago (1/1/17)...Started at RG, competing in his 90th game as a Viking, at Green Bay (12/24)...Returned to the starting lineup at RG vs. Indianapolis (12/18)...Inactive (concussion) at Jacksonville (12/11) and vs. Dallas (12/1), ending his streak of 88 consecutive games played, which ranks 2nd to Pro Football Hall of Famer Mick Tingelhoff (240) among centers in franchise history...Started at center for an O-line that did not allow a sack, helping Sam Bradford complete 31 of 37 passes, before leaving the game due to injury at Detroit (11/24)...Started at center vs. Arizona (11/20) and at Washington (11/13)...Started at center and notched 1 special teams tackle vs. Detroit (11/6)...Started at center at Chicago (10/31), at Philadelphia (10/23), vs. Houston (10/9), vs. NY Giants (10/3), at Carolina (9/25) and vs. Green Bay (9/18)...O-line helped total 104 rushing yards and did not allow a sack against the Giants...Started at center for an O-line that did not permit a sack at Tennessee (9/11).

**2015** Stepped into starting lineup at C for all 16 games and the Wild Card Playoffs...Started every game in a season for the 1st time in his career...Helped Adrian Peterson lead the NFL in rushing for the 3rd time in his career, notching 1,485 yards and powering the Vikings to the NFC North title with an 11-5 mark and earning a home Wild Card playoff game...Vikings posted the #4 rushing offense in the NFL...Part of a shuffled offensive line that was hit by preseason injuries, taking regular starters John Sullivan (C) and Phil Loadholt (RT) away for the season...The Vikings line was the only in the NFL to start all 16 games as a unit (Kalil- LT, Fusco-LG, Berger-C, Harris-RG, Clemmings-RT)...The group helped Peterson earn 2015 FedEx Ground Player of the Year after claiming the weekly FedEx Ground award twice during the season: at Oakland (11/15) and at Atlanta (11/29)...Peterson was named NFC Offensive Player of the Month for November when he ran for 634 yards and 5 TDs, setting a club record for most yards rushing in November as the team went 4-1 in the month...Peterson rumbled for 203 yards in a win at Oakland (11/15), the 6th time in his career he broke the 200-yard plateau, tying him with O.J. Simpson for the NFL record.

**2014** Started the final 9 games at RG after starter Brandon Fusco was placed on IR...Team went 5-4 in his starts...Appeared in all 16 games...Finished the season having played in 61 consecutive games...Protected QB Teddy Bridgewater on his way to the most productive season by a rookie QB in team history...Blocked for RB Jerick McKinnon's 103-rushing yard effort against one of the NFL's best run defenses at Buffalo (10/19).

**2013** Appeared in all 16 games, starting 2, contributing on specials teams and providing depth along the offensive line...Started at LG and RG in place of injured starters Charlie Johnson and Brandon Fusco, respectively, vs. Washington (11/7) and vs. Philadelphia (12/15)...Helped backup RB Matt Asiata tie the Vikings record with a 3-TD rushing day in upset win over playoff-bound Eagles...Vikings won both games he started...Played integral role on kickoff return unit that helped rookie WR/KR Cordarrelle Patterson set team records for return yards, return average and return TDs...Team led the NFL in average starting field position after kickoffs (27.2).

## RUD-2?

The Vikings have several players who have been fighting an uphill battle after playing collegiality at smaller Division II institutions. Joe Berger is the Vikings leader among the small-school players with 127 career games and 66 starts. WR Adam Thielen, who started as a rookie minicamp college tryout in 2013, received a multi-year contract during the 2017 offseason.

### DIVISION II VIKINGS

PLAYER, SCHOOL	CAREER GP/GS
<b>Joe Berger, C/G, Michigan Tech</b>	<b>129/68</b>
Adam Thielen, Minnesota State, Mankato	48/14
Edmond Robinson, LB, Newberry	21/2
C.J. Ham, RB, Augustana	0/0

**2012** Played in all 16 games and saw his 1st career playoff action in Wild Card game at Green Bay (1/5/13)...Primarily played on special teams but saw action on offensive line vs. Tennessee (10/7) and vs. Detroit (11/11)...Regular on KO return unit that ranked among NFL leaders in KO return average and was tied for 3rd in the NFL with 6 KO returns of 40+ yards.

**2011** Saw time in 13 games with 7 starts...Started at C, RG and LG during season, opening 1 game at C, 4 at RG and 2 at LG...Started his 1st game of the season at C vs. Green Bay (10/23), the 1st start of rookie QB Christian Ponder's career...Saw 1st extended action of season at Chicago (10/16), replacing injured starter John Sullivan at C in the 2nd half...Started 4-game span at RG in place of starter Anthony Herrera, the 1st of the 4 games coming at Carolina (10/30)...Started final 2 games of season at LG in place of starter Steve Hutchinson...Signed by Vikings on 9/12, a day after the season opener at San Diego...Spent training camp and preseason with Miami.

**2010** Saw time in 15 games with Miami with career-high 14 starts at C...Started opening 9 games of the season...Missed lone game of season vs. Chicago (11/18) with knee injury.

**2009** Started final 6 games of season at C for Miami...Earned 1st career start at Buffalo (11/29)...Played in all 16 games.

**2008** Saw time on special teams for Dallas in opening 3 games of the season...Inactive for the final 11 games.

**2007** Played in 1 game, the regular season finale, at Washington (12/30)...Inactive for 13 games...Dressed but did not play in 2 games...Was inactive for playoff game.

**2006** Spent time with Miami and Dallas during season...Was inactive for all 16 games during season between the 2 clubs...Inactive in 11 games with Miami and 5 with Dallas after being claimed off waivers from Miami on 11/24.


**2005** Saw action in 3 games as a rookie with Miami, each of the final 3 contests...Inactive in 12 games for the Dolphins...Signed off Carolina practice squad to Miami's 53-man roster in Week 1 of season on 9/7...Waived following preseason by Carolina and signed to Panthers practice squad the following day on 9/4...Originally drafted in 6th round (#183) by Carolina.

**COLLEGE** Was a 28-game starter at Michigan Tech at RT...Earned 1st-Team All-Great Lakes Intercollegiate Conference honors as a junior and senior...Earned Jim Langer Award as the top lineman in the Cactus Bowl, the Division II all-star game...Started 3 games as a redshirt freshman in 2001 at LT.

**PREP** Earned All-Conference honors and Academic All-State as a senior...Played 2 seasons of football at Newaygo High in Michigan...Served as team captain as a senior...Competed in field events on track team.

### BERGER'S CAREER GAMES/STARTS

Year	GP/GS
2005 (Mia)	3/0
2006 (Mia/Dal)	0/0
2007 (Dal)	1/0
2008 (Dal)	3/0
2009 (Mia)	16/6
2010 (Mia)	15/14
2011 (Min)	13/7
2012 (Min)	16/0
Playoffs	1/0
2013 (Min)	16/2
2014 (Min)	16/9
2015 (Min)	16/16
Playoffs	1/1
2016 (Min)	14/14
<b>Totals</b>	<b>129/68</b>
Playoffs	2/1



# 81

**MORITZ BÖHLINGER**

**POSITION:** WIDE RECEIVER  
**HEIGHT/WEIGHT:** 6-4/225  
**DOB:** 10-16-93  
**HOMETOWN:** Aalen, Germany

**COLLEGE:** NONE  
**ACQUIRED:** D6a (#180) '16  
**NFL SEASON:** 1  
**VIKINGS SEASON:** 1

**2016 GP/GS**

PS

**Career GP/GS**

0/0

**Playoffs GP/GS**

0/0

- 1st-ever player drafted by an NFL team directly from Europe.
- Started playing competitive American football in 2013.

**OFF THE FIELD** Was majoring in mechanical engineering at Aalen University with an expected graduation date of 2017 prior to being drafted...Spent the 2017 offseason living in Minnesota...Started playing competitive American football in 2013...Inspired to pick up the game by watching highlight videos of former Vikings RB Adrian Peterson...Played soccer for DJK Aalen and TSG Hofherrnweiler...Father, Guenter, is an engineer and mother, Katrin Fassmeyer, is a museum worker...Has 2 brothers, Paul and Tim, and 1 sister, Ronja.

**PRO** Signed a futures contract with the Vikings on 1/2/17...1st-ever player to be drafted by an NFL team directly from Europe... Selected in the 6th round (#180) in the 2016 NFL Draft.

**2016** Joined the Vikings practice squad on 9/4 and spent the entire season on the club's practice squad.

**GFL/CLUB** Played for the Schwäbisch Hall Unicorns of the German Football League in 2015...Was named the GFL's Rookie of the Year after catching 70 passes for 1,461 yards and 16 TDs in 21 games played...Played for the Crailsheim Titans club team from 2013-14...In 9 games in 2014, totaled 51 receptions for 1,697 yards and 21 TDs...Had 43 catches for 1,169 yards and 20 TDs in 2013 playing in 10 games...Also recorded 6 INTs and returned 3 for TDs during the 2013 season.

**PREP** Played soccer at Schubart-Gymnasium Aalen.

**BÖHLINGER'S GFL/CLUB TOTALS**

Year	GP	RECEIVING			
		No.	Yds.	Avg. TD	
2013 (Titans)	10	43	1,169	27.2	20
2014 (Titans)	9	51	1,697	33.3	21
2015 (Unicorns)	21	70	1,461	20.9	16
<b>Total</b>	<b>40</b>	<b>164</b>	<b>4,327</b>	<b>26.4</b>	<b>57</b>



# 75

**ALEX BOONE**

**POSITION:** GUARD  
**HEIGHT/WEIGHT:** 6-8/310  
**DOB:** 5-4-87  
**HOMETOWN:** LAKEWOOD, OH

**COLLEGE:** OHIO STATE  
**ACQUIRED:** FA '16  
**NFL SEASON:** 8  
**VIKINGS SEASON:** 2

**2016 GP/GS**

14/14

**Career GP/GS**

91/73 (77/59-SF;14-MIN)

**Playoffs GP/GS**

8/6-SF

- Played in San Francisco from 2009-15 where new Vikings Head Strength and Conditioning Coach Mark Uveyama worked from 2008-16.
- Changing jersey number from 76 to 75 in 2017.
- Active supporter of veterans causes and military charities.

**OFF THE FIELD** Majored in history at OSU...Married to Dana, the couple has 3 children...Visited the Minneapolis Veterans Affairs Medical Center with teammates in November 2016...The San Francisco Zoo named a rhinoceros "Boone" in his honor...Sought out mentorship from former NFL lineman and fellow Cleveland native LeCharles Bentley early in his NFL career and continues his offseason training with him in Arizona...Has a brother who served in Marine Corps and has a special affection for military charities and programs.

**PRO** Joined Vikings as a priority free agent acquisition in 2016...Started in Super Bowl XLVII against Baltimore as a 49er...Has 91 career games under his belt with 73 starts and has started 6 of the 8 playoff games he has been in, all coming with San Francisco...Did not move into starting lineup until his 4th NFL season, beginning his career in 2009 on 49ers practice squad...Vikings offensive line coach Tony Sparano served as 49ers TEs coach in 2015...Earned San Francisco's Bobb McKittrick Award in 2013, honoring the 49ers lineman who best displays the qualities of the late offensive line coach for the club.

**2016** Started 14 games for a unit that did not allow a sack in 5 contests (tied for most in the NFL)...Inactive (low back) vs. Chicago (1/1/17)...Started at LG at Green Bay (12/24) and vs. Indianapolis (12/18)...Started at LG for an O-line that did not allow a sack, helping Sam Bradford complete 70.6% of his passes (24 of 34) for 292 yards, 1 TD and a 106.5 passer rating, at Jacksonville (12/11)...Started at LG vs. Dallas (12/1)...Started at LG for an O-line that did not allow a sack, helping Bradford complete 31 of 37 passes, at Detroit (11/24)...Started at LG vs. Arizona (11/20) and at Washington (11/13)...Inactive (concussion/shoulder/knee) vs. Detroit (11/6)...Started at LG a Chicago (10/31), at Philadelphia (10/23) and vs. Houston (10/9)...Started at LG for an offensive line that helped total 104 rushing yards and did not permit a sack vs. NY Giants (10/3)...Started at LG at Carolina (9/25) and vs. Green Bay (9/18)...Started at LG for an O-line that did not permit a sack at Tennessee (9/11).

**2015** Started all 13 games he played...Missed final 3 games of the season, going on injured reserve on 12/26...Season-opening game vs. Minnesota (9/14) was the 2nd game of a *Monday Night Football* double-header for opening weekend...Helped pave the way for Carlos Hyde to run for 168 yards and 2 TDs in the 20-3 upset win over Minnesota (9/14).

**2014** Started 14 games and played in 15 on the season...Squad went 8-8 and fell out of the playoffs after a 3-year streak in the postseason...Helped set a franchise record with 355 yards rushing vs. San Diego (12/20), the highest mark in the NFL since 2007.

**2013** Started all 16 regular season games and all 3 playoff contests...Helped 49ers go 12-4 and finish 2nd in the NFC West, and advance to NFC Championship game at Seattle, a narrow 23-17 loss to their division rivals...Team piled up 494 yards in the season opener vs. Green Bay (9/8), 404 through the air... Helped 3 San Francisco RBs into the end zone at St. Louis (9/26)...Helped carve up Falcons defense vs. Atlanta (12/23) for 199 yards rushing on 30 carries, an average of 6.6.

**2012** In 1st season as a starter, opened all 16 regular-season games and all 3 in playoffs, advancing to face Baltimore in Super Bowl XLVII...Niners won the NFC West with an 11-4-1 mark...Topped Green Bay 45-31 in NFC Divisional Playoff (1/12/13) and won at Atlanta 28-24 in NFC Championship game (1/20/13)...Boone and the San Francisco line were honored as 2012 Madden Most Valuable Protectors of the Year...Made 1st career start in season opener at Green Bay (9/9), helping Frank Gore rush for 112 yards to become 1st Niners back to crack 100 yards in opener since Garrison Hearst...Team set club record with 621 yards of offense vs. Buffalo (10/7), 311 rushing and 310 passing, also setting an NFL mark as the 1st team with 300+ passing and rushing in the same game. QB Alex Smith threw for 300+, WR Michael Crabtree (113) and TE Vernon Davis (106) each had 100+ receiving and Gore (106) ran for 100+ while the line did not allow a sack in the game...Set an NFL playoff record vs. Green Bay (1/12/13) in Divisional Playoff with 2 players rushing for 100+ with Gore (119) and QB Colin Kaepernick (181) and had a 100+ receiver with Crabtree (119), helping set a 49ers playoff record with 579 yards of offense in the game... In an extremely close 34-31 Super Bowl loss, the 49ers offense became the 1st in Super Bowl history to have a 300+ passer-Kaepernick (302), a 100+ rusher- Gore (110) and 2 players break 100+ receiving yards with Crabtree (109) and Davis (104).

**2011** Played in all 16 regular-season games and both playoff contests for the NFC West Champions, posting 13-3 mark... Team won NFC Divisional Playoff game vs. New Orleans 36-32 and advanced to NFC Championship game vs. NY Giants (1/22/12), a 20-17 OT loss to the Giants, who went on to win Super Bowl XLVI...Saw action in short-yardage packages and on special teams...Played extensively at LT when starter Joe Staley left game at Arizona (12/11) with head injury.

### PRIME PROTECTION

Minnesota's injury-plagued offensive line battled adversity to register 5 games in which it did not allow a sack in 2016. Only 2 teams (Oakland and Pittsburgh) had as many such games in 2016.

#### GAMES WITHOUT ALLOWING A SACK IN 2016

RK.	TEAM	GAMES
1.	Minnesota Vikings	5
	Oakland Raiders	5
	Pittsburgh Steelers	5
4.	Miami Dolphins	4
	New England Patriots	4
	New York Giants	4
	Tennessee Titans	4
	Washington Redskins	4

**2010** Made NFL debut in Week 17 game vs. Arizona (1/2/11), playing at LT...Was inactive each of the opening 15 games of the season...Made 53-man roster following training camp and preseason, his 1st season on the active roster.

**2009** Spent rookie campaign on practice squad for all 17 weeks of the season...Released in final roster cuts and then signed to practice squad...Went through training camp and preseason with 49ers...Originally joined San Francisco as a rookie free agent on 4/30/09.

**COLLEGE** Started 35 of his 46 career games played for Buckeyes...Team went 41-8 during his tenure...Earned All-America honors as a senior...Named 1st-Team All Big Ten as a senior and 2nd-Team as a junior...Regular starter on OSU teams as a sophomore and junior that advanced to the national championship games - losing to Florida as a sophomore and losing to LSU as a junior...Helped Buckeyes to 4 Big Ten titles during his career.

**PREP** Named All-Ohio as a junior and senior at St. Edward High in Cleveland...A 3-year starter in football...Earned *Parade* and *USA Today* All-America honors...Helped football team to state title game as a junior...Competed in track and basketball.

### BOONE'S CAREER GAMES/STARTS


Year	GP/GS
2009 (SF)	.....PS
2010 (SF)	.....1/0
2011 (SF)	.....16/0
Playoffs	.....2/0
2012 (SF)	.....16/16
Playoffs	.....3/3
2013 (SF)	.....16/16
Playoffs	.....3/3
2014 (SF)	.....15/14
2015 (SF)	.....13/13
2016 (Min)	.....14/14
<b>Totals</b>	<b>.....91/73</b>
<b>Playoffs</b>	<b>.....8/6</b>

### SUPER MEN

The 2017 Vikings have several players and coaches who have been on the NFL's biggest stage, the Super Bowl. Vikings LG Alex Boone and Mark Uweyama helped San Francisco win the NFC title in 2012 and advance to Super Bowl XLVII, a thriller vs. Baltimore played in New Orleans. DT Linval Joseph was a starter for the NY Giants when they won Super Bowl XLVI over New England in Indianapolis. T Mike Remmers started in Super Bowl 50 for the Carolina Panthers in their loss to the Broncos and WR Michael Floyd was inactive for the Patriots in their Super Bowl LI win over the Falcons. Adam Zimmer helped New Orleans claim the Super Bowl XLIV title with a win over Indianapolis following the 2009 season. Adam and his father, Head Coach Mike Zimmer, are the rare family with a pair of Lombardi Trophies on the mantle. There are 3 members of the Vikings coaching staff who have played or coached in the big game and 2 who have won the game.

#### VIKINGS WITH SUPER BOWL EXPERIENCE

PARTICIPANT, TEAM	SUPER BOWL
Mike Zimmer, Dallas (coach)	.....XXX vs. Pittsburgh
Adam Zimmer, New Orleans (coach)	.....XLIV vs. Indianapolis
Linval Joseph, NY Giants (player)	.....XLVI vs. New England
Alex Boone, San Francisco (player)	.....XLVII vs. Baltimore
Mark Uweyama, San Francisco (coach)	.....XLVII vs. Baltimore
Mike Remmers, Carolina (player)	.....Super Bowl 50
Michael Floyd, New England (player)	.....Super Bowl LI



# #8 SAM BRADFORD

**POSITION:** QUARTERBACK  
**HEIGHT/WEIGHT:** 6-4/224  
**DOB:** 11-8-87  
**HOMETOWN:** OKLAHOMA CITY, OK

**COLLEGE:** OKLAHOMA  
**ACQUIRED:** T (PHI) '16  
**NFL SEASON:** 8  
**VIKINGS SEASON:** 2

2016 GP/GS	Career GP/GS	Playoffs GP/GS
15/15	78/78 (49/49-STL, 14/14-PHI, 15/15-MIN)	0/0

- Has thrown for 18,667 yards, 98 TDs, 57 INTs and an 84.5 passer rating in his 78 career games (all starts).
- Set an NFL record for completion percentage (71.6%) and franchise record for completions (395) in 2016, becoming the 1st QB in NFL history to throw 5-or-fewer INTs while attempting more than 550 passes.
- Set Eagles franchise records in completions (346, since broken) and completion percentage (65.0) in 2015, becoming the 1st QB in team history with 3,725 passing yards (now 5th) in his lone season with the club (2015).
- Selected No. 1 overall by the St. Louis Rams in the 2010 NFL Draft and earned **NFL Offensive Rookie of the Year** and set the league's rookie completions record (354).
- Just the 2nd underclassman to win the **Heisman Trophy**, led OU to 2009 National Championship game vs. Florida.

**OFF THE FIELD** Joins teammate Kyle Rudolph on weekly visits to the University of Minnesota Masonic Children's Hospital...Active with St. Jude's Hospital in Oklahoma City... Was an honor student and finance major at Oklahoma...Rang the opening bell at the New York Stock Exchange 3 days after winning the Heisman Trophy; the Dow rose 100 points that day...Father, Kent, was a 2-year (1977-78) letterman on the Oklahoma offensive line...Avid outdoorsman enjoys hunting and fishing in his free time...Enjoys playing golf and was introduced to the sport by his grandfather at age 5...Participates in Vikings charity golf outings.

**HONORS** Named the 2010 **NFL Offensive Rookie of the Year** by the *Associated Press*...Earned the 2008 **Heisman Trophy**, becoming just the 2nd underclassman in NCAA history to achieve the honor...2016 **Vikings Offensive MVP**.

**PRO** Has registered 18,667 yards, 98 TDs, 57 INTs and an 84.5 passer rating in his 78 career games (all starts) since entering the league in 2010...Set a single-season NFL record for completion percentage (71.6%), while totaling a single-season franchise-record 395 completions, during his 1st season with the Vikings...Totalled 346 completions, a 65.0% completion rate and 3,725 passing yards in 2015, ranking 2nd, 1st and 5th in Eagles history, respectively...Set rookie records in completions (354) and attempts (590), ranking 2nd in NFL history among rookies in passing yards (3,512) and earning **NFL Offensive Rookie of the Year** honors, in 2010...Completed an NFL-rookie-record 174-consecutive passes without an interception in 2010, (broken by Dak Prescott, 176)...Became just the 4th rookie quarterback to play all of his team's snaps during a 16-game regular season and the only rookie quarterback to do so in 2010.

**2016** Threw for a career-high 3,877 yards, 20 TDs, 5 INTs and a career-high 99.3 passer rating (6th in the NFL) on 395 of 552 passing (71.6%)...Set a single-season NFL record for completion percentage on a career-high and franchise-record 395 completions...1st QB in NFL history to throw 5-or-fewer INTs while attempting more than 550 passes in a season, registering a franchise-low 0.9% INT rate...Registered a 100+ passer rating a career-high 8 times (tied for 2nd in franchise history) and 10 games without an INT (tied for most in team history)... Completed 25 of 33 passes (75.8%) for 250 yards, 3 TDs, 1 INT and 114.5 passer rating vs. Chicago (1/1/17)...Registered a

career-high 382 yards, 3 TDs and a 110.6 passer rating on 34 of 50 passing (68.0%) at Green Bay (12/24)...Registered a 106.5 passer rating on 24 of 34 passing (70.6%) for 292 yards and 1 TD at Jacksonville (12/11)...Posted 247 yards, 1 TD and a 91.6 passer rating on 32 of 45 passing (71.1%) vs. Dallas...Was 7 of 8 for 59 yards and a TD pass on the Vikings 4th-quarter scoring drive against the Cowboys...Connected on a career-best 83.8% of his passes (31 of 37), the 6th-best single-game mark in franchise history, for 224 yards, 1 INT and an 80.6 passer rating at Detroit (11/24)...Threw for 169 yards, 1 TD and a 98.7 passer rating on 20-of-28 passing (71.4%) vs. Arizona (11/20)...Completed 31 of 40 passes (77.5%) for 307 yards, 2 TDs and 1 INT for a 104.9 rating at Washington (11/13)...Recorded 273 yards, 1 TD and a 103.4 passer rating on 31 of 40 attempts (77.5%) vs. Detroit (11/6)...Connected with 10 different receivers against the Lions, including himself, becoming the 7th QB in team history to catch his own pass...Threw for 228 yards, 1 TD and an 88.6 passer rating on 23 of 37 passing (62.2%) at Chicago (10/31)... Totalled 224 yards, 1 TD and 1 INT on 24-of-41 passing (58.5%) for a 71.6 passer rating at Philadelphia (10/23)...Completed 22 of 30 passes (73.3%) for 271 yards and 2 TDs for a 123.1 passer rating vs. Houston (10/9)...Recorded 262 yards and 1 TD on 26 of 36 passing for a 101.9 rating vs. NY Giants (10/3)... Completed 22 of 31 passes (71.0%) for 286 yards, 2 TDs and a 121.2 passer rating in the 1st-ever regular season game at U.S. Bank Stadium vs. Green Bay (9/18)...Ranked top-5 in multiple passing categories by a QB a debut game for the Vikings: passing yards (1st), passer rating (5th) and completions (2nd)...Sat out Week 1 at Tennessee (9/14) after being acquired via trade just 11 days prior.

**2015** Started all 14 games played, recording Eagles records in completions (346) and completion percentage (65.0%) while totaling the 4th-most passing yards (3,725) in club history...Set a single-game record with a 78.9% completion rate (30-of-38) by an Eagles QB with more than 30 attempts, posting 320 yards, 2 TDs and a 108.3 passer rating at NY Giants (1/3/16)...Tied Eagles record with 37 completions and threw for a career-best 380 yards vs. Washington (12/26).

**2014** Missed the 2014 campaign, his final season with the Rams, after suffering a season-ending injury (anterior cruciate ligament tear) in a preseason matchup vs. Cleveland (8/23/14).

**2013** Ranked 8th in the NFL with 159 completions and tied for 5th with 14 TD passes prior to sustaining a season-ending knee injury vs. Carolina (10/23) and being placed in Injured Reserve (10/23)...Had a career-high 134.6 passer rating, completing 12 of 16 passes for 117 yards and 3 TDs (3rd 3-TD game of the season), at Houston (10/13)... Registered a 105.3 passer rating on 222 yards and 3 TDs vs. Jacksonville (10/6)...Recorded 352 passing yards and 3 TDs at Atlanta (9/15)...Completed 27 of 38 passes (71.1%) for 299 yards and 2 TDs (100.7 passer rating) vs. Arizona (9/8).

**2012** Threw for 3,702 yards, 21 TDs (career high) and an 82.6 passer rating in 16 games (all starts)...Hit TE Lance Kendricks on a career-long 80-yard TD strike at Tampa Bay (12/23)... Completed a 13-yard TD pass to WR Brandon Gibson to cap a 14-play, 84-yard game-winning drive in the 4th quarter at Buffalo (12/9)...Posted 275 yards and 2 TDs on 26-of-29 passing at San Francisco (11/11)...Completed 26 of 35 passes (74.3%) for 310 yards and 3 TDs vs. Washington (9/16).

**2011** Started 10 games, missing 6 due to injury, and totaled 2,164 yards and 6 TDs on 191-of-357 passing...Registered 321 yards on 28-of-44 passing at Green Bay (10/16)...Notched a then-career-high 331 passing yards at NY Giants (9/19).

**2010** Received **NFL Offensive Rookie of the Year** accolades by the *Associated Press* after completing 354 passes on 590 attempts (both league rookie records) for 3,512 yards, 2nd most among rookies in NFL history behind Peyton Manning's 3,739 yards in 1998...Registered the 5th-most passing TDs (18) by a rookie in league history...Set an NFL-rookie-record 174-consecutive passes without an interceptions...Recorded his 1st-career 300-yard passing game at Den. (11/28), throwing for 308 yards and 3 TDs (113.3 passer rating)...Tallied 253 yards and one touchdown in his first career start, completing 32 of 55 passes, vs. Arizona (9/12).

**COLLEGE** Became just the 2nd underclassman in NCAA history to win the **Heisman Trophy** after leading the country in TD passes (50) and passing efficiency (180.84) in 2008...Also won the Davey O'Brien Award, Sammy Baugh Trophy and the Chic Harley Award following the 2008 campaign...Became the program's all-time leader in 15 categories, including passing

yards (8,403), passing TDs (88) and completion percentage (67.6) as a 3-year starter...Eclipsed the 8,000-yard passing mark for the first time in program history as a redshirt junior in 2009...Led the Sooners to the 2008 BCS National Championship Game and became the 1st OU quarterback to win 2 Big 12 titles...Earned Big 12 Offensive Player of the Year and 1st-team All-American honors by the *Associated Press* and *Sporting News* after setting school records for passing yards (4,720), total offense (4,767), TDs (50) and 300-yard passing games (12)...Finalist for the Manning Award (nation's top quarterback) as a redshirt freshman after setting an NCAA freshman record with 36 TD passes...Named *Sporting News* Freshman of the Year and garnered freshman All-American honors from several outlets...Redshirted as a true freshman in 2006.

**PREP** Named to the Oklahoma Coaches Association All-State Team and 2nd-team all-state squad by *The Oklahoman* after throwing for 2,422 yards and 19 TDs as a senior at Putnam City North (OK)...Also earned all-city honors as a junior...Was a standout basketball player, averaging 18.4 points and 10.5 rebounds as a senior, and played on the golf team.

**BRADFORD'S NFL TOTALS**

Year	GP/GS	Att	Comp	Pct	Yds	TD	INT	Lg	Sk/Yds	Rtg	Rush	Yds	TD
2010 (StL)	16/16	590	354	60.0%	3,512	18	15	49	34/244	76.5	27	63	1
2011 (StL)	10/10	357	191	53.5%	2,164	6	6	68	36/248	70.5	18	26	0
2012 (StL)	16/16	551	328	59.5%	3,702	21	13	80t	35/233	82.6	36	124	1
2013 (StL)	7/7	262	159	60.7%	1,687	14	4	73	15/97	90.9	15	31	0
2014 (StL)	0/0												
2015 (Phi)	14/14	532	346	65.0%	3,725	19	14	78t	28/200	86.4	26	39	0
2016 (Min.)	15/15	552	395	71.6%	3,877	20	5	71t	37/276	99.3	20	53	0
<b>Totals</b>	<b>78/78</b>	<b>2,844</b>	<b>1,773</b>	<b>62.3%</b>	<b>18,667</b>	<b>98</b>	<b>57</b>	<b>80t</b>	<b>185/1,298</b>	<b>84.5</b>	<b>142</b>	<b>336</b>	<b>2</b>

**INJURED RESERVE**

Record as Starter: Record as Starter: 32-45-1; 7-9 in 2010, 1-9 in 2011, 7-8-1 in 2012, 3-4 in 2013, 7-7 in 2015, 7-8 in 2016.

**SINGLE-GAME CAREER HIGHS**

Attempts	56	vs. Washington, 12/26/15
Completions	37	vs. Washington, 12/26/15
Passing Yards	382	at Green Bay, 12/24/16
Passing TDs	3	9x, last vs. Chicago, 1/1/17
Interceptions	3	vs. Arizona, 9/12/10; vs. NY Giants, 10/19/15
Passer Rating (min. 20)	123.1	vs. Houston, 10/9/16
Completion Percentage	83.8%	at Detroit, 11/24/16
Long Pass	80t	at Tampa Bay, 12/23/12
2-Point Conversions	1	vs. Arizona, 9/8/13 (Run)
Rushes	6	vs. San Diego, 10/17/10
Rush Yards	34	at Miami, 10/14/12
Rushing TD	1	at New Orleans, 12/12/10; at Miami, 10/14/12
Long Rush	24	vs. Chicago, 1/1/17

**BRADFORD IN THE RECORD BOOKS**

Sam Bradford's career-high 395 completions set a Vikings single-season record and ranked 5th in the NFL in 2016. With 5 INTs on 552 attempts, his 0.9% INT rate also set a team record and ranked 3rd among qualified passers in the league.

**SINGLE-SEASON COMPLETIONS LEADERS / VIKINGS**

RK	QB (Season)	Completions
1.	<b>Sam Bradford (2016)</b>	<b>395</b>
2.	Daunte Culpepper (2004)	379
3.	Warren Moon (1995)	377

**SINGLE-SEASON INT PERCENTAGE / VIKINGS**

RK	QB (Season)	Percentage (Att./INTs)
1.	<b>Sam Bradford (2016)</b>	<b>0.9 (552/5)</b>
2.	Brett Favre (2009)	1.3 (531/7)

**SAM'S SPECTACULAR SEASON**

Sam Bradford registered a 100+ passer rating a career-high 8 times, while totaling 10 games without an INT, in 2016. Each mark ranks 2nd in Vikings history.

**100+ PASSER RATING GAMES IN A SEASON / VIKINGS**

RK	QB (Season)	Games
1.	Brett Favre (2009)	10
2.	<b>Sam Bradford (2016)</b>	<b>8</b>
	Randall Cunningham (1998)	8
	Daunte Culpepper (2004)	8
	Daunte Culpepper (2000)	8

**ZERO INT GAMES IN A SEASON / VIKINGS**

RK	QB (Season)	Games
1.	<b>Sam Bradford (2016)</b>	<b>10</b>
	Brett Favre (2009)	10

## BRADFORD'S CAREER GAME-BY-GAME (\*starts; scores for games started only; games with 100+ passer rating in bold)

2010 ST. LOUIS	Att.	Comp.	Yards	Pct.	TD	INT	Lg	Sk/Yds	Rating	Rush	Yds	TD	Score
9/12.....Arizona*	55	32	253	58.2	1	3	39	2/13	53.1	0	0	0	L 13-27
9/19.....@ Oakland*	25	14	167	56.0	2	1	36	3/32	86.6	0	0	0	L 14-16
9/26.....Washington*	37	23	235	62.2	1	1	30	1/3	78.1	1	2	0	W 30-16
10/3.....Seattle*	41	23	289	56.1	2	1	49	4/28	84.3	2	8	0	W 30-3
10/10.....@ Detroit*	45	23	215	51.1	0	2	30	1/2	46.1	0	0	0	L 6-44
10/17.....San Diego*	31	18	198	58.1	1	0	38t	3/15	87.8	6	8	0	W 20-17
10/24.....@ Tampa Bay*	26	13	126	50.0	2	0	19	1/2	89.6	2	2	0	L 17-18
10/31.....Carolina*	32	25	191	78.1	2	0	33	2/7	112.4	5	2	0	W 20-10
11/14.....@ San Francisco*	42	30	251	71.4	1	0	25	3/23	94.4	2	11	0	L 20-23
11/21.....Atlanta*	42	27	233	64.3	2	1	25t	0/0	84.7	1	17	0	L 17-34
11/28.....@ Denver*	37	22	308	59.5	3	0	45	2/0	113.3	1	-1	0	W 36-33
12/5.....@ Arizona*	29	18	187	62.1	0	1	26	2/18	66.3	3	7	0	W 19-6
12/12.....@ New Orleans*	32	18	231	56.3	0	2	32	3/40	53	2	5	1	L 13-31
12/19.....Kansas City*	43	21	181	48.8	0	2	25	3/26	40.9	2	2	0	L 13-27
12/26.....San Francisco*	37	28	292	75.7	1	0	46	1/17	107	0	0	0	W 25-17
1/2/2011 @ Seattle*	36	19	155	52.8	0	1	20	3/18	52.4	0	0	0	L 6-16
2010.....GP/GS: 16/16	590	354	3,512	60.0	18	15	49	34/244	76.5	27	63	1	
2011 ST. LOUIS	Att.	Comp.	Yards	Pct.	TD	INT	Lg	Sk/Yds	Rating	Rush	Yds	TD	Score
9/11.....Philadelphia*	30	17	188	56.7	0	0	31	4/22	75.4	1	-15	0	L 13-31
9/19.....@ NY Giants*	46	22	331	47.8	1	0	68	2/23	79.2	3	15	0	L 16-28
9/25.....Baltimore*	32	16	166	50.0	1	1	34t	5/34	62.8	3	22	0	L 7-37
10/2.....Washington*	43	20	164	46.5	1	0	25	7/37	64.5	0	0	0	L 10-17
10/16.....@ Green Bay*	45	29	328	64.4	0	1	45	3/22	76.9	2	0	0	L 3-24
10/23.....@ Dallas	INACTIVE												
10/30.....New Orleans	INACTIVE												
11/6.....@ Arizona*	36	23	255	63.9	0	1	26	4/22	73.3	1	2	0	L 12-19
11/13.....@ Cleveland*	25	15	155	60.0	1	1	24	1/7	74.6	4	3	0	W 13-12
11/20.....Seattle*	40	20	181	50.0	1	1	30t	5/38	60.5	2	0	0	L 7-24
11/27.....Arizona*	31	17	203	54.8	1	0	35	2/17	85.8	0	0	0	L 20-23
12/4.....@ San Francisco	INACTIVE												
12/12.....@ Seattle*	29	12	193	41.4	0	1	50	3/26	49.9	2	-1	0	L 13-30
12/18.....Cincinnati	INACTIVE												
12/24.....@ Pittsburgh	INACTIVE												
1/1/2012 San Francisco	INACTIVE												
2011.....GP/GS: 10/10	357	191	2,164	53.5	6	6	68	36/248	70.5	18	26	0	
2012 ST. LOUIS	Att.	Comp.	Yards	Pct.	TD	INT	Lg	Sk/Yds	Rating	Rush	Yds	TD	Score
9/9.....@ Detroit*	25	17	198	68.0	1	0	23t	4/25	105.1	2	2	0	L 23-27
9/16.....Washington*	35	26	310	74.3	3	1	56	2/9	117.6	3	10	0	W 31-28
9/23.....@ Chicago*	35	18	152	51.4	0	2	30	6/51	39.2	2	14	0	L 6-23
9/30.....Seattle*	30	16	221	53.0	0	1	52	2/12	63.3	2	-2	0	W 19-13
10/4.....Arizona*	21	7	141	33.3	2	1	51t	1/10	69.7	5	0	0	W 17-3
10/14.....@ Miami*	39	26	315	66.7	0	0	65	3/15	91.3	4	34	1	L 14-17
10/21.....Green Bay*	34	21	255	61.8	1	1	56	3/9	82.4	0	0	0	L 20-30
10/28.....New England*	30	22	205	73.3	1	1	50t	2/25	88.9	2	0	0	L 7-45
11/11.....@ San Francisco*	39	26	275	66.7	2	0	36t	2/16	104.1	1	0	0	T 24-24 (OT)
11/18.....NY Jets*	44	23	170	52.3	2	1	36	1/3	67.4	1	7	0	L 13-27
11/25.....@ Arizona*	17	8	205	47.1	2	1	38	2/11	106.3	2	1	0	W 31-17
12/2.....San Francisco*	39	26	221	66.7	0	0	22	2/13	81.3	3	31	0	W 16-13
12/9.....@ Buffalo*	39	19	209	48.7	1	1	24	1/2	62.9	4	13	0	W 15-12
12/16.....Minnesota*	55	35	377	63.6	3	1	26	4/32	94.3	2	9	0	L 22-36
12/23.....@ Tampa Bay*	27	13	196	48.1	2	1	80t	0/0	81.7	2	-1	0	W 28-13
12/30.....@ Seattle*	42	25	252	59.5	1	1	37	0/0	74.7	1	6	0	L 13-20
2012.....GP/GS: 16/16	551	328	3,702	59.5	21	13	80t	35/233	82.6	36	124	1	

## HOT-HAND SAM

Sam Bradford was one of the most efficient quarterbacks in Vikings single-season history in 2016, ranking 1st in completion percentage (71.6%) and 4th in passer rating (99.3) in 2016.

SINGLE-SEASON COMPLETION PERCENTAGE / VIKINGS HISTORY				SINGLE-SEASON PASSER RATING / VIKINGS HISTORY			
RIK	QB (SEASON)	COMPLETION PERCENTAGE	RIK	QB (SEASON)	PASSER RATING	RIK	QB (SEASON)
1	Sam Bradford (2016)	71.6	1	Daunte Culpepper (2004)	110.9	1	Brett Favre (2009)
2	Daunte Culpepper (2004)	69.2	2	Brett Favre (2009)	107.2	2	Randall Cunningham (1998)
3	Brett Favre (2009)	68.4	3	Randall Cunningham (1998)	106.0	3	Sam Bradford (2016)
4	Teddy Bridgewater (2015)	65.3	4	Sam Bradford (2016)	99.3	4	Daunte Culpepper (2000)
5	Daunte Culpepper (2003)	65.0	5	Daunte Culpepper (2000)	98.0	5	

2013 ST. LOUIS	Att.	Comp.	Yards	Pct.	TD	INT	Lg	Sk/Yds	Rating	Rush	Yds	TD	Score
9/8 ..... Arizona*	38	27	299	71.2	2	1	47	0/0	100.7	2	1	0	W 27-24
9/15.....@ Atlanta*	55	32	352	58.2	3	1	47	0/0	87.8	3	25	0	L 24-31
9/22.....@ Dallas*	48	29	240	60.4	1	0	29	6/43	80.2	0	0	0	L 7-31
9/26.....San Francisco*	41	19	202	46.3	1	1	27	5/32	59.2	3	-4	0	L 11-35
10/6.....Jacksonville*	34	19	222	55.9	3	0	31t	2/14	105.3	5	4	0	W 34-20
10/13.....@ Houston*	16	12	117	75.0	3	0	34	0/0	134.6	1	4	0	W 38-13
10/20.....@ Carolina*	30	21	255	70.0	1	1	73	2/8	93.1	1	1	0	L 15-30
10/28.....Seattle													INJURED RESERVE
11/3.....Tennessee													INJURED RESERVE
11/10.....@ Indianapolis													INJURED RESERVE
11/24.....Chicago													INJURED RESERVE
12/1.....@ San Francisco													INJURED RESERVE
12/8.....@ Arizona													INJURED RESERVE
12/15.....New Orleans													INJURED RESERVE
12/22.....Tampa Bay													INJURED RESERVE
12/29.....@ Seattle													INJURED RESERVE
2013.....GP/GS: 7/7	262	159	1,687	60.7	14	4	73	15/97	90.9	15	31	0	

## SUDDEN SAM

On Tuesday, Aug. 30, 2016, Vikings QB Teddy Bridgewater suffered a season-ending knee injury during a non-contact drill in practice. Four days later (9/3), the Vikings acquired Sam Bradford via trade with the Philadelphia Eagles.

After Shaun Hill led Minnesota to a 25-16 Week 1 victory at Tennessee (9/11), Bradford got the start in the 1st-ever regular season game played in U.S. Bank Stadium against divisional rival Green Bay (9/18).

Against the Packers, Bradford set a team record for most passing yards in the 1st game played as the Vikings QB and registered the 5th-best passer rating (121.2) in such contests.

### PASSING YARDS IN 1ST GAME AS VIKINGS QB

RK	QB (Opponent)	Yards
1	Sam Bradford (vs. Green Bay, 9/18/2016)	286
2	Fran Tarkenton (vs. Chicago, 9/17/1961)	250
3	Tony Adams (vs. Green Bay, 10/4/1987)	234

### PASSER RATING IN 1ST GAME AS VIKINGS QB

RK	QB (Opponent)	Passer Rating
1	Gus Frerotte (vs. San Francisco, 9/28/2003)	157.2
2	Fran Tarkenton (vs. Chicago, 9/17/1961)	148.6
3	Todd Bouman (vs. Tennessee, 12/9/2001)	131.5
4	Matt Cassel (vs. Pittsburgh, 9/29/2013)	123.4
5	Sam Bradford (vs. Green Bay, 9/18/2016)	121.2

### ATTEMPTS IN 1ST GAME AS VIKINGS QB

RK	QB (Opponent)	Attempts
1	Spergon Wynn (vs. Jacksonville, 12/23/2001)	39
2	Warren Moon (at Green Bay, 9/4/1994)	37
3	Sam Bradford (vs. Green Bay, 9/18/2016)	31

### COMPLETIONS IN 1ST GAME AS VIKINGS QB

RK	QB (Opponent)	Completions
1	Spergon Wynn (vs. Jacksonville, 12/23/2001)	24
2	Sam Bradford (vs. Green Bay, 9/18/2016)	22
3	Warren Moon (at Green Bay, 9/4/1994)	20

### TD PASSES IN 1ST GAME AS VIKINGS QB

RK	QB (Opponent)	TD Passes
1	Fran Tarkenton (vs. Chicago, 9/17/1961)	4
2t	Sam Bradford (vs. Green Bay, 9/18/2016)	2
2t	Matt Cassel (vs. Pittsburgh, 9/29/2013)	2

## A QB'S BEST FRIEND

In 2016, the Vikings defense ranked among the NFL's best, allowing the 6th-fewest points (19.2) and 3rd-fewest yards (314.9) per game. During his 1st 6 years in the league, Bradford never benefited from a defense that finished the season ranked higher than 12th in yards or points allowed.

### SAM BRADFORD'S DEFENSES BY SEASON

Season (Team)	YPG Allowed	PPG Allowed
2016 (Min)	314.9 (3rd)	19.2 (6th)
2015 (Phi)	401.6 (30th)	26.9 (28th)
2014 (StL)	351.6 (17th)	22.1 (t-16th)
2013 (StL)	345.0 (15th)	22.8 (13th)
2012 (StL)	342.6 (14th)	21.8 (t-14th)
2011 (StL)	358.4 (22nd)	25.4 (26th)
2010 (StL)	336.8 (19th)	20.5 (12th)

## BULLSEYE BRADFORD

Sam Bradford completed a single-season NFL-record 71.6% of his passes in 2016, becoming the 1st player in league history to throw 5 or fewer INTs while attempting more than 550 passes in a season.

### NFL SINGLE-SEASON COMPLETION PERCENTAGE LEADERS / ALL-TIME

RK	QB (Season, Team)	Percentage
1	Sam Bradford (2016, Min)	71.6
2	Drew Brees (2011, NO)	71.2
3	Drew Brees (2009, NO)	70.6
4	Ken Anderson (1982, Cin)	70.6
5	Steve Young (1994, SF)	70.3

### NFL COMPLETION PERCENTAGE LEADERS / 2016

RK	QB (Team)	Percentage
1	Sam Bradford (Min)	71.6
2	Drew Brees (NO)	70.0
3	Matt Ryan (Atl)	69.9
4	Dak Prescott (Dal)	67.8
5	Tom Brady (NE)	67.4

Bradford's career-high 99.3 passer rating ranked 6th in the NFL in 2016 and stands 4th in team history, the best mark by a Viking since Brett Favre in 2009 (107.2)

### NFL PASSER RATING LEADERS / 2016

RK	QB (Team)	Passer Rating
1	Matt Ryan (Atl)	117.2
2	Tom Brady (NE)	112.2
3	Dak Prescott (Dal)	104.9
4	Aaron Rodgers (GB)	104.2
5	Drew Brees (NO)	101.7
6	Sam Bradford (Min)	99.3



2015 PHILADELPHIA		Att.	Comp.	Yards	Pct.	TD	INT	Lg	Sk/Yds	Rating	Rush	Yds	TD	Score	
9/14	..... @ Atlanta*	52	36	336	69.2	1	2	25	0/0	77.1	0	0	0	L 24-26	
9/20	..... Dallas*	37	23	224	62.2	1	2	32	1/5	65.6	2	9	0	L 10-20	
9/27	..... @ NY Jets*	28	14	118	50.0	1	0	23t	1/10	73.2	3	-2	0	W 24-17	
10/4	..... @ Washington* ...	28	15	270	53.6	3	0	62t	5/37	122.6	1	14	0	L 20-23	
10/11	..... New Orleans*	45	32	333	71.1	2	2	41t	0/0	88.5	1	3	0	W 39-17	
10/19	..... NY Giants*	38	24	280	63.2	1	3	43	1/10	61.3	5	2	0	W 27-7	
10/25	..... @ Carolina*	46	26	205	56.5	0	1	24	5/33	58.7	3	6	0	L 16-27	
11/8	..... @ Dallas*	36	25	295	69.4	1	0	44	1/8	103.4	1	-1	0	W 33-27	
11/15	..... Miami*	25	19	236	76.0	1	0	60	4/39	118.1	1	0	0	L 19-20	
11/22	..... Tampa Bay	INACTIVE													
11/26	..... Detroit	INACTIVE													
12/6	..... @ New England* ...	24	14	120	58.3	2	0	20	1/0	99.3	1	-1	0	W 35-28	
12/13	..... Buffalo*	38	23	247	60.5	1	1	53t	1/15	77.4	3	3	0	W 23-20	
12/20	..... Arizona*	41	28	361	68.3	2	2	78t	2/11	91.6	1	4	0	L 17-40	
12/26	..... Washington*	56	37	380	66.1	1	0	43	5/27	91.4	2	4	0	L 24-28	
1/3/16	..... @ NY Giants* .....	38	30	320	78.9	2	1	60	1/5	108.3	2	-2	0	W 35-30	
2015	..... GP/GS: 14/14 .....	532	346	3,725	65.0	19	14	78t	28/200	86.4	26	39	0		
2016 MINNESOTA		Att.	Comp.	Yards	Pct.	TD	INT	Lg	Sk/Yds	Rating	Rush	Yds	TD	Score	
9/11	..... @ Tennessee	DID NOT PLAY													
9/18	..... Green Bay*	31	22	286	71.0%	2	0	46	4/32	121.2	1	-3	0	W 17-14	
9/25	..... @ Carolina*	28	18	171	64.3%	1	0	19	2/18	93.0	2	-2	0	W 22-10	
10/3	..... NY Giants*	36	26	262	72.2%	1	0	40	0/0	101.9	4	6	0	W 24-10	
10/9	..... Houston*	30	22	271	73.3%	2	0	36t	2/16	123.1	2	-2	0	W 31-13	
10/23	..... @ Philadelphia*	41	24	224	58.5%	1	1	27	6/35	71.6	1	-1	0	L 10-21	
10/31	..... @ Chicago*	37	23	228	62.2%	1	0	31	5/27	88.6	0	0	0	L 10-20	
11/6	..... Detroit*	40	31	273	77.5%	1	0	32	2/14	103.4	0	0	0	L 16-22 (OT)	
11/13	..... @ Washington* ...	40	31	307	77.5%	2	1	36	3/23	104.9	0	0	0	L 20-26	
11/20	..... Arizona*	28	20	169	74.1%	1	0	30	2/24	98.7	1	-1	0	W 30-24	
11/24	..... @ Detroit*	37	31	224	83.8%	0	1	41	0/0	80.6	0	0	0	L 13-16	
12/1	..... Dallas*	45	32	247	71.1%	1	0	25	2/15	91.6	2	10	0	L 15-17	
12/11	..... @ Jacksonville* ...	34	24	292	70.6%	1	0	45	0/0	106.5	4	17	0	W 35-16	
12/18	..... Indianapolis*	42	32	291	76.2%	0	1	28	5/43	97.0	0	0	0	L 6-34	
12/24	..... @ Green Bay* .....	50	34	382	68.0%	3	0	71t	4/29	110.6	2	5	0	L 25-38	
1/1/17	..... Chicago* .....	28	33	250	75.8%	3	1	39	0/0	114.5	1	24	0	W 38-10	
2016	..... GP/GS: 15/15 .....	552	395	3,877	71.6%	20	5	71t	37/276	99.3	20	53	0		



**BRADFORD'S TOUCHDOWNS**

Game	Play
vs. Arizona, 9/12/10	1 pass to L. Robinson
at Oakland, 9/19/10	7 pass to M. Clayton, 17 pass to M. Clayton
vs. Washington, 9/26/10	3 pass to D. Fells
vs. Seattle, 10/3/10	15 pass to B. Gibson, 21 pass to K. Darby
vs. San Diego, 10/17/10	38 pass to D. Alexander
at Tampa Bay, 10/24/10	5 pass to D. Amendola, 2 pass to M. Hoonmanawanui
vs. Carolina, 10/31/10	2 pass to D. Amendola, 23 pass to D. Fells
at San Francisco, 11/14/10	5 pass to D. Amendola
vs. Atlanta, 11/21/10	25 pass to M. Hoonmanawanui, 13 pass to B. Gibson
at Denver, 11/28/10	36 pass to M. Hoonmanawanui, 2 pass to B. Bajema, 26 pass to Bajema
vs. New Orleans, 12/12/10	1 run
vs. San Francisco, 12/26/10	3 pass to L. Robinson
at NY Giants, 9/19/11	19 pass to D. Alexander
vs. Baltimore, 9/25/11	34 pass to B. Gibson
vs. Washington, 10/2/11	15 pass to S. Jackson
at Cleveland, 11/13/11	7 pass to B. Lloyd
vs. Seattle, 11/20/11	30 pass to B. Lloyd
vs. Arizona, 11/27/11	16 pass to B. Lloyd
at Detroit, 9/9/12	23 pass to B. Gibson
vs. Washington, 9/16/12	1 pass to D. Amendola, 34 pass to B. Gibson, 1 pass to M. Mulligan
vs. Arizona, 10/4/12	7 pass to L. Kendrick, 51 pass to C. Givens
at Miami, 10/14/12	1 run
vs. Green Bay, 10/21/12	3 pass to A. Pettis
vs. New England, 10/28/12	50 pass to C. Givens
at San Francisco, 11/11/12	36 pass to B. Quick, 2 pass to A. Pettis
vs. NY Jets, 11/18/12	1 pass to B. Gibson, 2 pass to B. Gibson
at Arizona, 11/25/12	37 pass to L. Kendrick, 37 pass to C. Givens
at Buffalo, 12/9/12	13 pass to B. Gibson
vs. Minnesota, 12/16/12	4 pass to B. Quick, 6 pass to D. Amendola, 6 pass to L. Kendrick
at Tampa Bay, 12/23/12	80 pass to L. Kendrick, 5 pass to A. Pettis
at Seattle, 12/30/12	2 pass to A. Pettis
vs. Arizona, 9/8/13	13 pass to J. Cook, 1 pass to J. Cook
at Atlanta, 9/15/13	6 pass to T. Austin, 3 pass to A. Pettis, 10 pass to T. Austin
at Dallas, 9/22/13	4 pass to A. Pettis
vs. San Francisco, 9/26/13	6 pass to L. Kendrick
vs. Jacksonville, 10/6/13	16 pass to L. Kendrick, 4 pass to A. Pettis, 31 pass to A. Pettis
at Houston, 10/13/13	2 pass to C. Harkey, 2 pass to L. Kendrick, 4 pass to B. Quick
at Carolina, 10/20/13	4 pass to Z. Stacy
at Atlanta, 9/14/15	5 pass to D. Murray
vs. Dallas, 9/20/15	6 pass to J. Matthews
at NY Jets, 9/27/15	23 pass to R. Mathews
at Washington, 10/4/15	62 pass to R. Cooper, 10 pass to B. Celek, 39 pass to M. Austin
vs. New Orleans, 10/11/15	41 pass to J. Huff, 13 pass to B. Celek
vs. NY Giants, 10/19/15	32 pass to R. Cooper
at Dallas, 11/8/15	41 pass to J. Matthews
vs. Miami, 11/15/15	2 pass to J. Huff
at New England, 12/6/15	5 pass to Z. Ertz, 10 pass to J. Mathews
vs. Buffalo, 12/13/15	53 pass to N. Agholor
vs. Arizona, 12/20/15	22 pass to Z. Ertz
vs. Washington, 12/26/15	8 pass to J. Mathews
at NY Giants, 1/3/16	4 pass to J. Mathews, 3 pass to J. Mathews
vs. Green Bay, 9/18/16	8 pass to K. Rudolph, 25 pass to S. Diggs
at Carolina, 9/25/16	15 pass to K. Rudolph
vs. NY Giants, 10/3/16	7 pass to K. Rudolph
vs. Houston, 10/9/16	36 pass to A. Thielen, 9 pass to C. Patterson
at Philadelphia, 10/23/16	14 Pass to C. Patterson
at Chicago, 10/31/16	25 Pass to S. Diggs
vs. Detroit, 11/6/16	1 pass to K. Rudolph
at Washington, 11/13/16	20 pass to K. Rudolph, 3 pass to A. Thielen
vs. Arizona, 11/20/16	16 pass to A. Thielen
vs. Dallas, 12/1/16	3 pass to J. McKinnon
at Jacksonville, 12/11/16	3 pass to K. Rudolph
at Green Bay, 12/24/16	71 pass to A. Thielen, 3 pass to S. Diggs, 8 pass to A. Thielen
vs. Chicago, 1/1/17	16 pass to J. McKinnon, 22 pass to K. Rudolph, 1 pass to J. Wright
<b>Total</b>	<b>100 (98 passing, 2 rushing)</b>

**BRADFORD'S 2-POINT CONVERSIONS**

Game	Play
vs. Arizona, 9/8/13	run
<b>Total</b>	<b>1 (1 rushing)</b>

**BRADFORD'S CAREER 4TH-QUARTER/OVERTIME COMEBACK WINS**

Date	Opponent	Final Score	Pre-Drive Score	QTR	Drive Start	Drive End	Scoring Play	Start LOS	Last LOS	Drive Plays	Net Yds	Time Poss.
11/13/11	@ Cleveland	13-12	10-12	4	0:33 (3)	7:47	Brown 34 FG	CB35	CB16	6	11	7:18
9/16/12	Washington	31-28	23-28	4	1:51 (3)	14:55	Mulligan 1t catch	WR24	WR1	4	24	1:56
12/2/12	San Francisco	16-13	13-13	OT	4:11	0:26	Zuerlein 54 FG	SR41	SF37	7	22	3:45
12/9/12	@ Buffalo	15-12	7-12	4	4:55	0:48	Gibson 13t catch	SR16	BB13	14	84	4:07
9/8/13	Arizona	27-24	24-24	4	1:45	0:40	Zuerlein 48 FG	SR20	AC30	8	50	1:05
12/11/16	@ Jacksonville	25-16	12-16	4	3:46 (3)	14:18	Asiata 1t run	MV38	JJ1	9	62	4:37

KICKOFF  
EXECUTIVES  
COACHES  
STAFF  
PLAYERS  
ROOKIES  
2016 SEASON  
RECORDS  
PLAYOFF RECORDS  
HISTORY  
EXTRA POINTS



#5

**TEDDY BRIDGEWATER**

**POSITION:** QUARTERBACK  
**HEIGHT/WEIGHT:** 6-2/215  
**DOB:** 11-10-92  
**HOMETOWN:** MIAMI, FL

**COLLEGE:** LOUISVILLE  
**ACQUIRED:** D1b (#32) '14  
**NFL SEASON:** 4  
**VIKINGS SEASON:** 4

**2016 GP/GS**  
IR

**Career GP/GS**  
29/28

**Playoffs GP/GS**  
1/1

• Suffered a dislocated knee during practice on 8/30/16 and has spent the 2017 offseason rehabbing to return.

• Guided Vikings to NFC North title in 2015, going 11-5, and earned a spot in the **Pro Bowl**.

• Named **Pepsi Rookie of the Year**, selected as QB on PFWA's **All-Rookie** team and twice named **Pepsi NFL Rookie of the Week** for games vs. Atlanta (9/28/14) and vs. Carolina (11/30/14).

**OFF THE FIELD** Earned bachelor's degree in December 2013, majoring in sports administration...Mother, Rose Murphy, is a breast cancer survivor...Mother took part in Vikings tradition of sounding the Gjallarhorn vs. Detroit (10/12/14) as part of Breast Cancer Awareness Month...Prior to NFL Draft, he followed through on a promise he made his mother in his youth that he would get her a pink Escalade, presenting the gift to her with the help of Cadillac...Served as Grand Marshall of the 2015 Kentucky Derby and gave the "Riders Up" command at the start of the race...Honored as a Distinguished Alumni by University of Louisville in fall 2015...Enjoys photography as a hobby.

**STEADY BRIDGEWATER**

Teddy Bridgewater made an impact on the Vikings record book as the full-time starter in 2015. He led the club to the NFC North title with a 11-5 mark while starting all 16 games during his 2nd season in the NFL. His 65.3 completion % is the 4th-best in team history, and he notched the 2nd-best passer rating in a game in 2015 win vs. Chicago.

**VIKINGS PASSER RATING IN A GAME**

<b>QB, GAME</b> .....	<b>RATING</b>
Gus Flerotte, vs. San Francisco (9/28/03) .....	157.2
<b>Teddy Bridgewater, vs. Chicago (12/20/15)</b> .....	<b>154.4</b>
Warren Moon, vs. New Orleans (11/19/95) .....	152.9
Fran Tarkenton, vs. Houston (10/13/74) .....	151.8

**VIKINGS COMPLETION % IN A GAME**

<b>QB, GAME</b> .....	<b>%</b>
Brett Favre, vs. Seattle (11/22/09) .....	88.0 (22-25)
Brett Favre, at Detroit (9/20/09) .....	85.2 (23-27)
<b>Teddy Bridgewater, vs. Chicago (12/20/15)</b> .....	<b>85.0 (17-20)</b>

**VIKINGS COMPLETION % IN A SEASON**

<b>QB, SEASON</b> .....	<b>%</b>
Sam Bradford, 2016 .....	71.6 (395 - 552)
Daunte Culpepper, 2004, .....	69.2 (379-548)
Brett Favre, 2009, .....	68.4 (363-531)
<b>Teddy Bridgewater, 2015</b> .....	<b>65.3 (292-447)</b>

**VIKINGS CAREER 100+ PASSER RATING GAMES**

<b>QB</b> .....	<b>100+ GAMES</b>
Fran Tarkenton .....	40
Daunte Culpepper .....	30
Tommy Kramer .....	16
Brad Johnson .....	12
Brett Favre .....	11
Wade Wilson .....	10
Randall Cunningham .....	9
<b>Teddy Bridgewater</b> .....	<b>8</b>
Sam Bradford .....	8

**HONORS** Named the Vikings 2016 **Ed Block Courage Award** winner...Selected to **Pro Bowl** following 2015 season...Named the **Pepsi NFL Rookie of the Year**...Named to 2014 PFWA **All-Rookie** team...Selected twice as **Pepsi NFL Rookie of the Week** for games vs. Atlanta (9/28/14) and vs. Carolina (11/30/14)...Named Vikings **Rookie of the Year** and **Offensive Player of the Year**.

**PRO** Tied for 4th in the NFL from Week 13 of 2014 through the 2015 season (21 games) with 14 wins as a starter...Has a 17-11 record as a starter...Posted 11-5 mark and started all 16 games for the Vikings in 2015, winning the NFC North for the 1st time since 2009 and hosting a Wild Card Playoff game...Tied Fran Tarkenton (vs. Chicago, 9/17/61) for Vikings record with 4 TD passes and 1 TD run in a game, posting a career-best 154.4 passer rating (2nd in club history) in 38-17 win vs. Chicago (12/20/15)...Set virtually every Vikings rookie QB record...Posted 6-6 record in his 12 starts in 2014...Ranked among the NFL's top QBs in the month of December 2014 in passer rating and completion percentage...Had 3rd-highest completion percentage by a rookie QB in NFL history and the 7th-highest passer rating by a rookie QB...Matched Vikings season record with 4 comeback wins, the most by a rookie...Drafted #32 overall in 2014 with a choice obtained from Seattle in trade...The 4th QB the Vikings have drafted in the 1st round...The 3rd QB selected in 2014 behind Blake Bortles (#3, Jacksonville) and Johnny Manziel (#22, Cleveland).

**2016** Received the **Ed Block Courage Award** after missing the entire season due to a knee injury suffered in practice leading into the preseason finale...Placed on Injured Reserve on 8/31.

**DO CALL IT A COMEBACK**

Teddy Bridgewater has shown grace under pressure in leading the Vikings to 5 career comeback wins in the 4th quarter or overtime. His 4 comeback victories as a rookie tied the Vikings record for a season.

**VIKINGS 4TH QUARTER/OT COMEBACK WINS IN A SEASON**

<b>QB</b> .....	<b>WINS</b>
<b>Teddy Bridgewater, 2014, rookie</b> .....	<b>4</b>
Daunte Culpepper, 2002, 4th year .....	4
Daunte Culpepper, 2000, 2nd year .....	4
Jeff George, 1999, 10th year .....	4
Brad Johnson, 1997, 6th year .....	4
Brad Johnson, 1996, 5th year .....	4
Warren Moon, 1994, 11th year .....	4
Tommy Kramer, 1985, 9th year .....	4
Tommy Kramer, 1980, 4th year .....	4

**VIKINGS 4TH QUARTER/OT COMEBACK WINS IN A CAREER**

<b>QB</b> .....	<b>WINS</b>
Fran Tarkenton .....	19
Tommy Kramer .....	18
Daunte Culpepper .....	14
Brad Johnson .....	11
Warren Moon .....	8
Wade Wilson .....	7
<b>Teddy Bridgewater</b> .....	<b>5</b>

KICKOFF  
EXECUTIVES  
COACHES  
STAFF  
PLAYERS  
ROOKIES  
2016 SEASON  
RECORDS  
PLAYOFF RECORDS  
HISTORY  
EXTRA POINTS

**2015** Started all 16 games and led team to NFC North title and Wild Card playoff berth...Earned **Pro Bowl** berth...Notched 11-5 mark as a starter, tied for 2nd-best mark for the team since 2000...After a 2-2 start to the season, the Vikings went 9-3 the rest of the year, including a 5-game win streak in games 5-9... The Vikings 5-3 mark in road games was the best for the team since the record-setting 1998 team was 7-1...The NFC North crown was 1st for Vikings since 2009, wresting the title away from Green Bay in the regular-season finale at Lambeau Field (1/3/16)...Notched 3rd-best single-season completion percentage in Vikings history at 65.3, trailing only Daunte Culpepper's 69.2 in 2004 and Brett Favre's 68.4 in 2009...Had career-best 154.4 passer rating in 38-17 win vs. Chicago (12/20), the 2nd-best mark in team history and tied a club record held since the 1st game in team history by Fran Tarkenton (vs. Chicago, 9/17/61) with 4 TD passes and 1 TD run in a game...Had 2 games on the season where he distributed passes to 11 different players, the most different receivers in a game by a lone QB in team history...Keyed comeback in the 4th quarter at Chicago (11/1).

**2014** Posted best season by a Vikings rookie QB in team history on his way to being named **Pepsi NFL Rookie of the Year**... Named to PFWA **All-Rookie** team...Twice named **Pepsi NFL Rookie of the Week** during season...Saw 1st game action in New Orleans (9/28) when he came in during the 2nd quarter for injured starter Matt Cassel and hit 12 of 20 passes for 150 yards and ran 6 times for 27 yards...Became the 3rd Vikings rookie QB to win his 1st career start with 41-28 outing vs. Atlanta (9/28), throwing for 317 yards, the most by a Vikings rookie in his 1st start, and running for 1st career TD. Led team back from 4th quarter deficit for the win and connected with TE Rhett Ellison on a 2-point conversion pass en route to **Pepsi NFL Rookie of the Week** honors...Started 2nd career game and suffered 1st loss vs. Detroit (10/12), throwing 1st INTs of career and was sacked 8 times...Threw 1st career TD to Cordarrelle Patterson on a 4-yard score at Buffalo (10/19)...Won 1st career road game and 2nd game overall at Tampa Bay (10/26), leading team back from 4th quarter deficit to tie game 13-13 as time expired and force OT. Game was won on FR TD by fellow rookie Anthony Barr...Won 2nd consecutive game vs. Washington (11/2), bringing team back from a 4th-quarter deficit for the 3rd time on the season...Threw season-high 2 TDs vs. Green Bay (11/23) to Chase Ford and Greg Jennings...Matched season-best 2 TDs vs. Carolina (11/30), hitting Kyle Rudolph and Jennings for scores in 31-13 win to earn 2nd **Pepsi NFL Rookie of the Week** honor... Engineered 4th comeback win of the season vs. NY Jets (12/7) to tie team record. Hit Jarius Wright on 87-yard TD pass in OT for 2nd-longest OT game winner in NFL history and the 3rd-longest pass play in Vikings history...Set Vikings rookie record with 31 completions at Detroit (12/14).

## TEDDY AS HE GOES

After finding his groove as the Vikings starter as a rookie, Teddy Bridgewater continued to improve statistically and win games, many in comeback fashion. His victories rank among the NFL leaders and his poise is ahead of his years.

### NFL QB WINS - 2014 WEEK 13 THROUGH 2015 (21 GMS)

QB	WINS
Cam Newton, Carolina	18
Tom Brady, New England	15
Russell Wilson, Seattle	15
<b>Teddy Bridgewater, Minnesota</b>	<b>14</b>
Aaron Rodgers, Green Bay	14

### NFL COMPLETION % - 2014 WEEK 13 THROUGH 2015 (21 GMS)

QB	COMP %
Kirk Cousins, Washington	69.8
Drew Brees, New Orleans	67.8
<b>Teddy Bridgewater, Minnesota</b>	<b>67.0</b>
Ben Roethlisberger, Pittsburgh	67.0

**COLLEGE** Helped lead a resurgence at Louisville, winning back-to-back Big East titles (2011-2012) and making 3 bowl appearances, winning 2 - the Sugar Bowl over #4-ranked Florida to cap the 2012 season and the Russell Athletic Bowl over Miami in 2013, his final collegiate game...In his final 2 seasons, guided the Cardinals to a 23-3 record...In only 3 seasons at Louisville, left the school tied for the team record with 27 wins (27-9 as a starter), matching the wins of Dave Ragone (27-10)... Set school record with a 68.4% completion percentage and threw only 24 INTs in 1,142 pass attempts...As a junior in 2013, took team to 12-1 mark and win over Miami in bowl game... Only loss of the season came against Central Florida...Named 2nd-Team All-AAC with 1st-Team honors going to fellow 1st-round QB Bortles...2012 Big East Offensive Player of the Year as team won 2nd straight Big East title...Named MVP of 2013 Sugar Bowl win over #4-ranked Florida, 33-23...Made 1st start vs. Marshall in 2011...Was 0-3 in 1st 3 starts of his career before notching 1st win over Rutgers...Went 5-2 as a starter for final 7 games of freshman campaign.

**PREP** 3-year starter at QB for Northwestern (Miami) program... Ranked as #2 dual-threat QB in the country by Rivals.com... Selected to US Army All-American Bowl...Guided team to Class 6A state semi as a senior...Named 2nd-Team All-State (6A) as a junior...Led team to 6A state title game as a sophomore, falling to Seminole High...Set Dale County record with 7 TD passes in a game against Hialeah-Miami Lakes.

## BRIDGEWATER ANSWERS THE BELL

Teddy Bridgewater had a career game vs. Chicago (12/20/15), throwing for 4 TDs, posting one of the highest passer ratings and completion % marks in Vikings history. He earned a spot in the Vikings record book as a rookie with an 87-yard game-winning TD in OT over the NY Jets (12/7/14). It stands as the 3rd-longest pass play in team history and is the longest OT game-winning pass play in Vikings history.

### LONGEST PASS PLAYS IN VIKINGS HISTORY

PLAY	YDS
G. Frerotte to B. Berrian, vs. Chicago (10/30/08)	99T
F. Tarkenton to C. Ferguson, at Chicago (11/11/62)	89T
<b>T. Bridgewater to J. Wright, vs. NYJ (12/7/14)</b>	<b>87T</b>
C. Frerotte to B. Berrian, vs. Detroit (10/12/08)	86T
W. Moon to Q. Ismail, vs. Detroit (9/10/95)	85T
J. Kapp to G. Washington, vs. St. Louis (10/8/67)	85T

### LONGEST GAME-WINNING OT TD PASSES IN VIKINGS HISTORY

PLAY	YDS
<b>T. Bridgewater to J. Wright, vs. NYJ (12/7/14)</b>	<b>87T</b>
W. Moon to C. Carter, vs. Chicago (12/1/94)	65T

### VIKINGS QBs WITH 4 PASSING TDs AND 1 RUSHING TD PLAYER, GAME

<b>T. Bridgewater vs. Chicago (12/20/15)</b>	<b>W, 38-17</b>
F. Tarkenton, vs. Chicago (9/17/61)	W, 37-13

## TOUGH IN THE CLUTCH

The 2015 Vikings won the final 3 regular-season games to finish 11-5 and claim the NFC North title with a win at Lambeau Field, snapping the Packers 4-season run as champs. It was the 1st Vikings win at Green Bay since 2009, also the last season the Vikings won the NFC North.

### 2015 NFL 3RD-DOWN PASSER RATING - WEEKS 14-17

QB	RATING
Kirk Cousins	140.5
<b>Teddy Bridgewater</b>	<b>134.4</b>

### 2015 NFL 3RD-DOWN COMPLETION % - WEEKS 14-17

QB	COMP %
Alex Smith	81.8 (18-22)
Russell Wilson	78.4 (29-37)
<b>Teddy Bridgewater</b>	<b>76.5 (26-34)</b>
Jay Cutler	76.5 (26-34)



## BRIDGEWATER'S NFL TOTALS

Year.....	GP/GS	Att	Comp	Pct	Yds	TD	INT	Lg	Sk/Yds	Rtg	Rush	Yds	TD
2014 (Min).....	13/12	402	259	64.4	2,919	14	12	87t	39/249	85.2	47	209	1
2015 (Min).....	16/16	447	292	65.3	3,231	14	9	52	44/307	88.7	44	192	3
Playoffs.....	1/1	24	17	70.8	146	0	0	24	3/21	86.5	3	0	0
2016 (Min).....	0/0	INJURED RESERVE											
<b>Totals .....</b>	<b>29/28</b>	<b>849</b>	<b>551</b>	<b>64.9</b>	<b>6,150</b>	<b>28</b>	<b>21</b>	<b>87t</b>	<b>83/556</b>	<b>87.0</b>	<b>91</b>	<b>401</b>	<b>4</b>
Playoffs .....	1/1	24	17	70.8	146	0	0	24	3/21	86.5	3	0	0

Record as Starter (regular/playoffs): 17-11/0-1; 6-6 in 2014, 11-5/0-1 in 2015.

## SINGLE-GAME CAREER HIGHS

Attempts .....	42	.....at Tampa Bay, 10/26/14; vs. Washington, 11/2/14
Completions .....	31	.....at Detroit, 12/14/14
Passing Yards .....	335	.....at Arizona, 12/10/15
Passing TDs .....	4	.....vs. Chicago, 12/20/15
Passer Rating (min. 20) .....	154.4	.....vs. Chicago, 12/20/15
Interceptions .....	3	.....vs. Detroit, 10/12/14
Long Pass .....	87t	.....vs. NY Jets, 12/7/14
2-Point Conversions .....	1	.....vs. Atlanta, 9/28/14 (to R. Ellison); vs. Green Bay, 11/23/14 (to C. Johnson); vs. St. Louis, 11/8/15
Rushes .....	6	.....at New Orleans, 9/21/14; vs. Chicago, 12/28/14; vs. Detroit, 9/20/15
Rush Yards .....	43	.....vs. Green Bay, 11/22/15
Rushing TD .....	1	.....vs. Atlanta, 9/28/14; vs. Detroit, 9/20/15; vs. St. Louis, 11/8/15; vs. Chicago, 12/20/15

## BRIDGEWATER'S CAREER GAME-BY-GAME (\*starts; scores for games started only; games with 100+ passer rating in bold)

2014 MINNESOTA .....	Att.	Comp.	Yards	Pct.	TD	INT	Lg	Sk/Yds	Rating	Rush	Yds	TD	Score
9/7 .....	@ St. Louis	DID NOT PLAY											
9/14 .....	New England	DID NOT PLAY											
9/21 .....	@ New Orleans	20	12	150	60.0	0	0	41	2/15	83.3	6	27	0
9/28 .....	Atlanta*	30	19	317	63.3	0	0	52	0/0	98.9	5	27	1 W 41-28
10/2 .....	@ Green Bay	INACTIVE											
10/12 .....	Detroit*	37	23	188	62.1	0	3	18	8/45	41.3	3	11	0 L 3-17
10/19 .....	@ Buffalo*	26	15	157	57.7	1	2	38	5/39	56.1	1	7	0 L 16-17
10/26 .....	@ Tampa Bay*	42	24	241	57.1	1	0	28	1/6	81.5	1	3	0 W 19-13(OT)
11/2 .....	Washington*	42	26	268	61.9	1	0	22	2/16	88.2	3	20	0 W 29-26
11/16 .....	@ Chicago*	28	18	158	64.2	1	1	24	2/11	76.2	4	2	0 L 13-21
11/23 .....	Green Bay*	37	21	210	56.8	2	1	23	2/14	79.8	5	32	0 L 21-24
11/30 .....	Carolina*	21	15	138	71.4	2	0	35	3/20	<b>120.7</b>	2	12	0 W 31-13
12/7 .....	NY Jets*	27	19	309	70.3	2	1	87t	3/12	<b>117.7</b>	3	7	0 W 30-24(OT)
12/14 .....	@ Detroit	41	31	315	75.6	1	2	40	4/31	84.9	3	30	0 L 14-16
12/21 .....	@ Miami*	26	19	259	73.1	2	1	40	4/12	<b>114.1</b>	5	13	0 L 35-37
12/28 .....	Chicago*	25	17	209	68.0	1	1	44t	3/19	90.2	6	18	0 W 13-9
2014 .....	GP/GS: 13/12	402	259	2,919	64.4	14	12	87t	39/249	85.2	47	209	1

2015 MINNESOTA	Att.	Comp.	Yards	Pct.	TD	INT	Lg	Sk/Yds	Rating	Rush	Yds	TD	Score
9/14 .....@ San Francisco*	32	23	231	71.9	0	1	27	5/64	79.0	3	16	0	L 3-20
<b>9/20 .....@ Detroit*</b>	<b>18</b>	<b>14</b>	<b>153</b>	<b>77.8</b>	<b>1</b>	<b>0</b>	<b>49</b>	<b>1/2</b>	<b>120.6</b>	<b>6</b>	<b>21</b>	<b>1</b>	<b>W 26-16</b>
9/27 .....San Diego*	24	13	121	54.4	0	1	19	0/0	50.9	1	-1	0	W 31-14
10/4 .....@ Denver*	41	27	269	65.9	1	0	25	7/57	92.4	3	23	0	L 20-23
10/18.....Kansas City*	31	17	249	54.8	1	2	52	2/12	65.1	3	-5	0	W 16-10
<b>10/25.....@ Detroit*</b>	<b>35</b>	<b>25</b>	<b>316</b>	<b>71.4</b>	<b>2</b>	<b>0</b>	<b>49</b>	<b>4/31</b>	<b>118.0</b>	<b>3</b>	<b>1</b>	<b>0</b>	<b>W 28-19</b>
11/1.....@ Chicago*	30	17	187	56.7	1	1	40t	1/7	72.5	2	21	0	W 23-20
11/8 .....St. Louis*	21	13	144	61.9	0	1	30	0/0	62.4	3	17	1	W 21-18 OT
11/15.....@ Oakland*	22	14	140	63.6	1	0	37	4/18	96.8	2	13	0	W 30-14
<b>11/22 ....Green Bay*</b>	<b>37</b>	<b>25</b>	<b>296</b>	<b>67.6</b>	<b>1</b>	<b>0</b>	<b>47t</b>	<b>6/48</b>	<b>100.7</b>	<b>4</b>	<b>43</b>	<b>0</b>	<b>L 13-30</b>
11/29 .....@ Atlanta*	28	20	174	71.4	0	1	23	0/0	72.6	4	-3	0	W 20-10
12/6.....Seattle*	28	17	118	60.7	0	1	25	4/24	55.4	1	2	0	L 7-38
<b>12/10 ....@ Arizona*</b>	<b>36</b>	<b>25</b>	<b>335</b>	<b>69.4</b>	<b>1</b>	<b>0</b>	<b>41</b>	<b>3/18</b>	<b>108.0</b>	<b>1</b>	<b>3</b>	<b>0</b>	<b>L 20-23</b>
<b>12/20 ....Chicago*</b>	<b>20</b>	<b>17</b>	<b>231</b>	<b>85.0</b>	<b>4</b>	<b>0</b>	<b>34</b>	<b>1/10</b>	<b>154.4</b>	<b>4</b>	<b>17</b>	<b>1</b>	<b>W 38-17</b>
12/27.....NY Giants*	25	15	168	60.0	1	0	28t	3/18	93.4	2	12	0	W 49-17
1/3.....@ Green Bay*	19	10	99	52.6	0	1	22	3/8	45.7	2	2	0	W 20-13
<b>2015.....GP/GS: 16/16</b>	<b>447</b>	<b>292</b>	<b>3,231</b>	<b>65.3</b>	<b>14</b>	<b>9</b>	<b>52</b>	<b>44/307</b>	<b>88.7</b>	<b>44</b>	<b>192</b>	<b>3</b>	

#### 2015 PLAYOFFS

1/10.....Seattle* (WC)	24	17	146	70.8	0	0	24	3/21	86.5	3	0	0	L 9-10
------------------------	----	----	-----	------	---	---	----	------	------	---	---	---	--------

#### BRIDGEWATER'S CAREER 4TH-QUARTER/OVERTIME COMEBACK WINS

Date	Opponent	Final Score	Pre Drive Score	QTR	Drive Start	Drive End	Scoring Play	Start LOS	Last LOS	Drive Plays	Net Yds	Time Poss.
9/28/14	vs. Atlanta	41-28	27-28	4	14:41	10:50	Asiata 1 run	MV22	AF1	9	78	3:51
10/26/14	at Tampa Bay*	19-13	10-12	4	2:02	0:00	Walsh 38 FG	MV20	TB19	9	61	2:02
11/2/14	vs. Washington	29-26	21-26	4	9:01	3:27	Asiata 1 run; 2 pt run	MV27	WR1	12	73	5:34
12/7/14	vs. NY Jets	30-24	24-24	OT	12:00	10:21	Wright 87t catch	MV8	MV13	3	82	1:39
11/1/15	at Chicago*	23-20	13-20	4	4:55	1:49	Diggs 40t catch	MV16	CB40	7	84	3:06
		23-20	20-20	4	1:00	0:00	Walsh 36 FG	MV34	CB18	4	48	1:00

^ - Bridgewater led drive to tie game in 4th Qtr, which was won in OT on a Vikings defensive TD

\* - Bridgewater led drives to tie game and then win game in 4th Qtr

#### BRIDGEWATER'S TOUCHDOWNS

GAME	Play
vs. Atlanta, 9/28/14	13 run
@ Buffalo, 10/19/14	4 pass to C. Patterson
@ Tampa Bay, 10/26/14	17 pass to G. Jennings
vs. Washington, 11/2/14	20 pass to C. Ford
@ Chicago, 11/16/14	7 pass to R. Ellison
vs. Green Bay, 11/23/14	22 pass to C. Johnson, 5 pass to G. Jennings
vs. Carolina, 11/30/14	4 pass to K. Rudolph, 17 pass to G. Jennings
vs. Jets, 12/7/14	56 pass to C. Johnson, 87 pass to J. Wright
@ Detroit, 12/14/14	8 pass to G. Jennings
@ Miami, 12/21/14	21 pass to G. Jennings, 8 pass to J. Wright
vs. Chicago, 12/28/14	44 pass to A. Thielen
vs. Detroit, 9/20/15	5 pass to K. Rudolph, 1 run
at Denver, 10/4/15	4 pass to M. Wallace
vs. Kansas City, 10/18/15	4 pass to K. Rudolph
at Detroit, 10/25/15	1 pass to K. Rudolph, 36 pass to S. Diggs
at Chicago, 11/1/15	40 pass to S. Diggs
vs. St. Louis, 11/8/15	6 run
at Oakland, 11/15/15	11 pass to R. Ellison
vs. Green Bay, 11/22/15	47 pass to K. Rudolph
at Arizona, 12/10/15	7 pass to M. Wallace
vs. Chicago, 12/20/15	15 pass to S. Diggs, 17 pass to J. McKinnon, 33 pass to S. Diggs, 21 run, 4 pass to Z. Line
vs. NY Giants, 12/27/15	28 pass to K. Rudolph
<b>Total</b>	<b>32 (28 passing, 4 rushing)</b>

#### BRIDGEWATER'S 2-POINT CONVERSIONS

GAME	Play
vs. Atlanta, 9/28/14	pass to R. Ellison
vs. Green Bay, 11/23/14	pass to C. Johnson
vs. St. Louis, 11/8/15	run (scored TD on 6-yd run and scored 2-pt conversion on same drive)
<b>Total</b>	<b>3 (2 passing, 1 rushing)</b>



#40

**KENTRELL BROTHERS**

**POSITION:** LINEBACKER  
**HEIGHT/WEIGHT:** 6-1/242  
**DOB:** 2-8-93  
**HOMETOWN:** EDMOND, OK

**COLLEGE:** MISSOURI  
**ACQUIRED:** D5 (#160) '16  
**NFL SEASON:** 2  
**VIKINGS SEASON:** 2

**2016 GP/GS**  
10/0

**Career GP/GS**  
10/0

**Playoffs GP/GS**  
0/0

• Played in 10 games as a rookie in 2016, totaling 9 special teams tackles.

• Led the NCAA with 152 tackles as a senior at Mizzou.

**OFF THE FIELD** Earned degree in arts and sciences at Missouri in December 2015...Active with Boys and Girls Clubs events...Aspires to a career in counseling or coaching after football...Has never been to an NFL game as a spectator...Mom is a nurse and step-dad is a health care provider.

**PRO** Totaled a career-high 2 special teams tackles vs. Arizona (11/20/16) and at Washington (11/13/16)...Made his NFL debut at Chicago (10/31/16)...The lone LB drafted by the Vikings in 2016...Trained with fellow Vikings 2016 draftee DE Stephen Weatherly during the pre-draft process in Atlanta...Selected in the 5th round (#160 overall)...1st Missouri player drafted by the Vikings since DT C.J. Mosley in 2005.

**2016** Tied for 3rd on the team with 9 special teams tackles in 10 games played...Competed on special teams vs. Chicago (1/1/17)...Recorded a special teams stop at Green Bay (12/24), vs. Indianapolis (12/18), at Jacksonville (12/11) and vs. Dallas (12/1)...Saw action on special teams at Detroit (11/24)...Matched a career high with 2 special teams stops vs. Arizona (11/20)...Tallied 2 special teams stops at Washington (11/13)...Competed on special team vs. Detroit (11/6)...Notched 1 special teams tackle in his NFL debut at Chicago (10/31)...Inactive at Philadelphia (10/24), vs. Houston (10/9), vs. NY Giants (10/3), at Carolina (9/25), vs. Green Bay (9/18) and at Tennessee (9/11).

**COLLEGE** Ended career at Mizzou with 358 tackles, 4.5 sacks and 5 INTs...Helped Tigers win consecutive SEC East titles in 2013 and 2014...Defeated Minnesota Golden Gophers in Citrus Bowl to end 2014 season and helped defeat Oklahoma State in Cotton Bowl to end 2013...Capped productive college career with 1st-Team All-SEC honors for the Tigers after notching 2nd-Team All-SEC as a junior...Named Mizzou MVP as a senior along with LB of the Year for the squad and claimed the "Mo Award"...Led the nation in tackles with 152...Named SEC Defensive Player of the Week for game vs. Arkansas State as a senior when he had 16 tackles and 2 INTS...Posted 7 straight games with 10+ tackles during senior campaign...Had career-best 17 stops at Georgia as a senior...Led squad in tackles as a junior with 122...Forced 3 fumbles to lead team...Notched season-best 14 tackles vs. Alabama in the SEC title game...Had 11 stops and forced a fumble that sealed the win over Arkansas with 2:13 left in the game...Stepped into starting lineup as a sophomore in 2013 and started every game, the only Tigers LB to do so...Ranked 4th on team with 70 tackles and ranked 2nd on squad with 3 INTS...Had season-high 10 tackles and snared an INT late in the game during win at #7 Georgia...Saw action in 11 games as a redshirt freshman in 2012...Notched season-high 5 tackles in season finale at Texas A&M...Competed in spring practice after being sidelined with injury for all of his true freshman season in 2011...Redshirted as true freshman with leg injury suffered in preseason scrimmage.

**PREP** Standout WR and LB at Guthrie High in Guthrie, OK...Ranked #9 overall prospect in Oklahoma...Helped team to 2007 Class 5A state title in football...Played guard on basketball team that won 2 state championships...Played tennis in high school.

**BROTHERS' NFL TOTALS**

Year	GP/GS	Tackles			Sacks	INTS	PBU	TFL	QBH	FF/FR	Special Teams
		Solo	Asst.	Total							
2016 (Min)	10/0	0	0	0	0.0	0	0	0.0	0	0/0	9
<b>Totals</b>	<b>10/0</b>	<b>0</b>	<b>0</b>	<b>0</b>	<b>0.0</b>	<b>0</b>	<b>0</b>	<b>0.0</b>	<b>0</b>	<b>0/0</b>	<b>9</b>

**SINGLE-GAME CAREER HIGHS**

Special Teams Tackles .....2..... at Washington, 11/13/16; vs. Arizona (11/20)

**SPECIAL DELIVERY**

The Vikings have notched 7 KO Return TDs, 5 PR TDs and 2 TDs on blocked punt returns during the 6 seasons (2011-16) Mike Priefer has led the Vikings special teams units. The Vikings return and coverage units rank among the NFL leaders in recent seasons. Marcus Sherels extended his own team record with his 5th career PR TD vs. Houston (10/9/16), double the number of the next 2 Vikings punt returners.


**2011-16 NFL SPECIAL TEAMS TDs**

Team	Special Teams TDs
1) Minnesota	14 - (5 PR, 7 KR, 2 BPR)
2) Philadelphia	13 - (5 PR, 4 KR, 4 BPR)
3) Baltimore	11 - (4 PR, 4 KR, 2 BPR, 1 BFG)

**2013-16 NFL PUNT RETURN AVERAGE**

Team	PR Avg
1) Kansas City	11.6
2t) Minnesota	11.1
2t) Philadelphia	11.1





## #86 KYLE CARTER

**POSITION:** TIGHT END  
**HEIGHT/WEIGHT:** 6-3/245  
**DOB:** 12-17-92  
**HOMETOWN:** NEW CASTLE, DE

**COLLEGE:** PENN STATE  
**ACQUIRED:** UDFA '16  
**NFL SEASON:** 1  
**VIKINGS SEASON:** 1

**2016 GP/GS**  
PS

**Career GP/GS**  
0/0

**Playoffs GP/GS**  
0/0

on 9/4...Was released from the Vikings practice squad on 10/25 and then re-signed to the Vikings practice squad on 12/13.

• Academic All-Big Ten 4 years at Penn State and selected as the Quarterback Club Award winner for the student-athlete who deserves special recognition as as senior.

**OFF THE FIELD** Graduated in December 2014 with a degree in kinesiology and is interested in a career in physical therapy or as an athletic trainer after his playing career...Father was an Air Force mechanic.

**PRO** Originally joined the Vikings as a rookie free agent on 5/2/16...Released during final cuts and then signed to the Vikings practice squad on 9/4/16...Cut from the practice squad 10/25/16 before rejoining the Vikings practice squad on 12/13/16... Signed a futures contract with the Vikings on 1/2/17.

**2016** Spent the 2016 offseason and preseason with the Vikings after signing as an undrafted free agent...Released during final cuts was and then signed to the Vikings practice squad

**COLLEGE** Appeared in 46 games, making 19 starts during PSU career...Academic All-Big Ten all 4 years and selected as the Quarterback Club Award winner for the student-athlete who deserves special recognition...Hauled in the game-tying TD pass that set up the game-winning PAT against Boston College in the 2014 New Era Pinstripe Bowl...Named a consensus 1st-Team Freshman All-American and 1st-Team All-Big Ten selection by the media in 2012 after recording 36 receptions for 453 yards and 2 TDs...Notched 4 catches, including his 1st career touchdown on an 8-yard connection with Matt McGloin, at Virginia (9/8/12)...Registered a career-high 6 catches for 77 yards and a TD against Ohio State (10/27/12).

**PREP** 3rd-team all-state selection at William Penn High School (DE) as a senior.

## 50 GREATEST VIKINGS HONORED DURING VIKINGS 50TH SEASON

The 50 Greatest Vikings were recognized as the pinnacle of a season-long celebration of the club's 50th season in 2010. The Vikings legends took part in a weekend of activities leading up to the regular-season home finale vs. Chicago on 12/20/10.

### 50 GREATEST VIKINGS

PLAYER, POSITION	SEASONS
Grady Alderman, T	1961-74
Jared Allen, DE	2008-13
Matt Birk, C	1998-2008
Matt Blair, LB	1974-85
Bill Brown, RB	1962-74
Joey Browner, S	1983-91
Bobby Bryant, CB	1967-80
Anthony Carter, WR	1985-93
Cris Carter, WR	1990-2001
Fred Cox, K	1963-77
Daunte Culpepper, QB	1999-2005
Chris Doleman, DE	1985-93, '99
Carl Eller, DE	1964-78
Chuck Foreman, RB	1973-79
John Gilliam, WR	1972-75
Bud Grant, Head Coach	1967-83, '85
Wally Hilgenberg, LB	1968-79
Steve Hutchinson, G	2006-11
Tim Irwin, T	1981-93
Steve Jordan, TE	1982-94
Tommy Kramer, QB	1977-89
Paul Krause, S	1968-79
Gary Larsen, DT	1965-74
Carl Lee, CB	1983-93
Jim Marshall, DT	1961-79

Randall McDaniel, G	1988-99
Keith Millard, DT	1985-91
Randy Moss, WR	1998-2004, '10
Dave Osborn, RB	1965-75
Alan Page, DT	1967-78
Adrian Peterson, RB	2007-16
John Randle, DT	1990-2000
Ahmad Rashad, WR	1976-82
Ed Sharockman, CB	1962-72
Jeff Siemon, LB	1972-82
Robert Smith, RB	1993-2000
Scott Studwell, LB	1977-90
Doug Sutherland, DT	1971-81
Fran Tarkenton, QB	1961-66, '72-78
Henry Thomas, DT	1987-94
Mick Tingelhoff, C	1962-78
Stu Voigt, TE	1970-80
Gene Washington, WR	1967-72
Ed White, G	1956-77
Sammy White, WR	1976-86
Kevin Williams, DT	2003-13
Antoine Winfield, CB	2004-12
Roy Winston, LB	1962-76
Ron Yary, T	1968-81
Gary Zimmerman, T	1986-92







## #68 T.J. CLEMMINGS

**POSITION:** TACKLE  
**HEIGHT/WEIGHT:** 6-5/309  
**DOB:** 11-18-91  
**HOMETOWN:** TEANECK, N.J.

**COLLEGE:** PITTSBURGH  
**ACQUIRED:** D4 (#110) '15  
**NFL SEASON:** 3  
**VIKINGS SEASON:** 3

**2016 GP/GS**  
15/14

**Career GP/GS**  
31/30

**Playoffs GP/GS**  
1/1

• Has started 30 (19 at RT and 11 at LT) of the 31 games he's appeared in during his 1st 2 seasons with the Vikings.

• Did not play offensive line until his redshirt junior season at Pittsburgh, having played D-line up to that point.

**OFF THE FIELD** Earned his degree in administration of justice...Has three sisters...Turned down several Division I basketball scholarships to pursue his football career at Pittsburgh...Full name is Trevor Anthony Clemmings, Jr.

**PRO** Started 14 games – 11 at LT and 3 at RT – in 2016...Started all 16 games and Wild Card playoff contest in 2015 at RT... Helped tie a team record when 6 rookies started in a game at Arizona (12/10/15)...Helped Adrian Peterson lead NFL in rushing with 1,485 yards and posted #4-ranked rushing attack in the NFL...Selected in the 4th round (#110 overall)...Was the 1st of 3 offensive linemen selected by Minnesota, and 10th O-lineman picked overall, in the 2015 draft...As a defensive lineman at Pittsburgh, played alongside DT Aaron Donald, who was selected by the St. Louis Rams in the 1st round (#13 overall) in the 2014 NFL Draft.

**2016** Started 14 games (11 at LT and 3 at RT) for a unit that did not allow a sack in 5 contests (tied for most in the NFL)...Started at LT vs. Chicago (1/1/17), at Green Bay (12/24), vs. Indianapolis (12/18), vs. Dallas (12/1), vs. Arizona (11/20), at Philadelphia (10/23), vs. Houston (10/9) and at Carolina (9/18)...Started at LT for an O-line that did not allow a sack, helping Sam Bradford complete 70.6% of his passes (24 of 34) for 292 yards, 1 TD and a 106.5 passer rating, at Jacksonville (12/11)...Started at LT for an O-line that did not allow a sack, helping Sam Bradford complete 31 of 37 passes, at Detroit (11/24)...Started at RT at Washington (11/13), vs. Detroit (11/6) at Chicago (10/31)...Started at LT for an O-line that helped total 104 rushing yards and did not allow a sack vs. NY Giants (10/3)...Competed on special teams vs. Green Bay (9/18)...Was active, but did not play at Tennessee (9/11).

**2015** Part of offensive line that started every game as a unit, the only group in the NFL that did so in 2015...Paved way for Peterson to lead the NFL in rushing with 1,485 yards...Helped club go 11-5 and earn 1st NFC North title since 2009...One of two (TB's Donovan Smith) rookie OTs to start all 16 regular season games in 2015...Joined fellow rookies WR Stefon Diggs, LB Edmond Robinson, LB Eric Kendricks, CB Trae Wayne and S Anthony Harris to tie a Vikings record with 6 rookies starting a game when they all opened the *Thursday Night Football* matchup at Arizona (12/10)...Cleared way for Peterson to run for 203 yards at Oakland (11/15), his 6th career 200-yard performance, tying O.J. Simpson for the NFL record...Stepped into starting lineup at RT during preseason when veteran regular Phil Loadholt was lost to injury for the season.

**COLLEGE** Named 2nd-Team All-American by Football Writers of America and First-Team All-ACC by media and coaches in 2014...3-time ACC Offensive Lineman of the Week (Boston College, Virginia Tech, Duke)...Started all 13 games at RT as a junior and senior...Selected to play in the Senior Bowl... Offensive captain for the 2014 season...4-year letterman... Made the switch to offensive line as a redshirt junior in 2013... As a DE in 2012, played in 8 games and started 6, recording 20 tackles and 1 TFL...Redshirted in 2011.

**PREP** Excelled in basketball at Paterson Catholic in Teaneck, NJ...Turned down basketball scholarship offers from Providence and Seton Hall to attend Pittsburgh on a football scholarship...Only played 2 seasons of football but was named the top prospect in New Jersey and the nation's 6th-ranked DE by Scout...Named SuperPrep All-American...Named All-New Jersey and North Jersey Defensive Player of the Year as a senior...Led his team to back-to-back Non-Public Group 1 State Championships...The Cougars went 11-0 his senior season.

### CLEMMINGS' CAREER GAMES/STARTS

Year	GP/GS
2015 (Min)	16/16
Playoffs	1/1
2016 (Min)	15/14
<b>Totals</b>	<b>31/30</b>
Playoffs	1/1

## THE EVOLVING SYMBOL OF THE NFL

The NFL shield, one of the most recognizable symbols in the sports world, underwent a stylistic upgrade during the 2008 offseason. The new font and design changes pay homage to the history of the League and the logo while turning an eye forward on the future. As the NFL enters its 98th season in 2017, the new shield symbolizes the progress of the league over those decades and the excellence that has laid the foundation for the modern NFL.

Adjustments to the logo include 8 stars representing the 8 Divisions in the NFL, and the design of the football reflects the design of the football atop the Vince Lombardi Trophy. The blue color is darker and bolder than past shields, and the shape has been refined over past versions.





## #14 STEFON DIGGS

**POSITION:** WIDE RECEIVER  
**HEIGHT/WEIGHT:** 6-0/191  
**DOB:** 11-29-93  
**HOMETOWN:** GAITHERSBURG, MD

**COLLEGE:** MARYLAND  
**ACQUIRED:** D5b (#146) '15  
**NFL SEASON:** 3  
**VIKINGS SEASON:** 3

**2016 GP/GS**  
13/11

**Career GP/GS**  
26/20

**Playoffs GP/GS**  
1/1

- Ranked 16th in receptions (84, team high) and 13th in receiving yards per game (69.5) in the NFL in 2016.

- Named by PFWA **All-Rookie** team after becoming the 1st rookie in Vikings history to lead the team in receptions with 52 (3rd in franchise records by a rookie) for 720 yards (5th).

**OFF THE FIELD** Younger brothers, Trevon Diggs (Alabama) and Darez Diggs (UAB), both play DB collegiately in the state of Alabama...Majorred in American studies at Maryland...College WRs coach in 2014 was former NFL WR Keenan McCardell... Takes part in several community outreach programs...Visited an Eagan elementary school after students authored a Vikings book featuring him so the kids could read their story to him... Helped dedicate field along with U.S. Bank Places to Play program each of the past 2 years, bringing new or refurbished fields, courts and playgrounds to under-funded areas of Minnesota.

**HONORS** Earned **NFC Offensive Player of the Week** for game vs. Green Bay (9/18/16)...Named **All-Rookie** by PFWA in 2015... **Pepsi Rookie of the Week** vs. Kansas City (10/18/15)...Selected as Vikings 2015 **Vikings Rookie of the Year**.

**PRO** Became the 1st player in NFL history to record 13 receptions in consecutive games: 13 vs. Detroit (11/6/16) and 13 at Washington (11/13/16)...Totaled the 2nd-most receptions (119) in team history prior to turning 23, trailing only Percy Harvin (131)...Registered career highs in receptions (84) and receiving yards (904) during his sophomore campaign...Made huge impact on Vikings passing game despite not playing in the opening 3 games of the 2015 season...Led team with 52 receptions, the 1st rookie in team history to achieve the feat...Earned **All-Rookie** honors from PFWA...Joined 5 other Vikings rookie classmates to tie a team record with 6 rookies starting in a game at Arizona (12/10/15)...Selected in the 5th round (#146) of the 2015 NFL Draft...The 20th WR drafted in 2015...Was the 1st Terrapin selected by the Vikings since TE Jeff Dugan (7th round, #220) in 2004...Played final college game where he began his NFL career, Levi's Stadium, where he was inactive for the 2015 season opener vs. the 49ers.

**2016** Ranked 16th in receptions (84, team high) and 13th in receiving yards per game (69.5) in the NFL...Inactive (hip) vs. Chicago (1/1/17)...Caught 4 passes for 29 yards and 1 TD Green Bay (12/24)...Secured 3 receptions for 55 yards, including a 45-yarder, at Jacksonville (12/11)...Caught a game-high 8 passes for 59 yards vs. Dallas (12/1)...Inactive (knee) at Detroit (11/24)... Recorded 37 yards on a team-high 6 receptions vs. Arizona (11/20)...Matched his career-high 13 receptions for 164 yards at Washington (11/13), becoming the 1st player in NFL history to reach 13 catches in consecutive weeks and setting a Vikings franchise record for total receptions in back-to-back games (26)...Totaled a career-high 13 receptions for 80 yards, posted a 12-yard rush and returned 3 punts for 29 yards vs. Detroit (11/6)... Caught 8 passes (game high) for 76 yards and returned 2 punts for 11 yards at Chicago (10/31)...Secured 2 receptions for 18 yards and 2 1st downs at Philadelphia (10/23)...Inactive (groin) vs. Houston (10/9)...Gained 47 yards on 5 receptions, including 3 for 1st downs, vs. NY Giants (10/3)...Registered 182 receiving yards on 9 catches (both career highs), including a career-long 46-yarder and 1 TD, vs. Green Bay (9/18)...Posted game highs with 7 receptions and 103 yards at Tennessee (9/11)...3rd Vikings WR with back-to-back 100-yard receiving games in Weeks 1 and 2 (1st since Cris Carter in 1997) and 2nd-most receiving yards by a Vikings WR after Weeks 1 and 2 in franchise history.

**2015** Became 1st Vikings rookie to lead the team in receptions en route to **All-Rookie** honors from the PFWA...Ranked 3rd in team history in rookie receptions with 52 and 5th in rookie receiving yards with 720...Became 1st Vikings rookie WR since Randy Moss in 1998 to post consecutive 100-yard games - 129 vs. Kansas City (10/18) and 108 at Detroit (10/25)...Caught 1st career TD pass on a diving 36-yarder from Teddy Bridgewater at Detroit (10/25), earning **Pepsi Rookie of the Week** honors for the game...Had season-best 2 TD catches vs. Chicago (12/20)... Had 6 catches for 87 yards in his NFL debut at eventual Super Bowl 50 champion Denver, tying a Vikings record for most catches by a player in his debut game and ranking 3rd in club history for most yards receiving in a debut...Joined fellow rookie classmates OT T.J. Clemmings, LB Edmond Robinson, LB Eric Kendricks, CB Trae Waynes and S Anthony Harris to tie a Vikings record with 6 rookies starting a game when they all opened the **Thursday Night Football** matchup at Arizona (12/10)...His season-long 40-yard TD catch with 1:49 left in game at Chicago (11/1) tied the game 20-20 and set the stage for K Blair Walsh to win the game with a FG as time expired... His 720 receiving yards and the 13 catches of 20+ yards on the season ranked 2nd among NFL rookies behind Oakland's Amari Cooper...Caught a pass in every game he played...Helped team to NFC North title and Wild Card playoff berth.

**COLLEGE** Started 24 of his 28 career games at Maryland... Ended college career with 150 receptions, 2,227 yards and 14 TDs in 28 games...Had 62 receptions for 792 yards and 5 TDs as a junior, his final year at Maryland...Named 2nd-Team All-Big Ten by the league's coaches in 2014...Caught 10 passes totaling 138 yards in the Foster Farms Bowl vs. Stanford (12/30/14)...Led the team in receptions his freshman and junior seasons and had his sophomore campaign cut short due to injury...Had 1,896 all-purpose yards his freshman season, 2nd most in school history.

**PREP** 1 of the top recruits in the nation and a consensus 5-star recruit at Good Counsel HS in Gaithersburg, MD...Decided to stay in his home state of Maryland after considering offers from Florida, USC and Auburn...Selected 2012 U.S. Army All-American...Named 1st-Team All-State and runner-up Gatorade Maryland Player of the Year as a junior.



Stefon Diggs visited Red Pine Elementary during the 2017 offseason to have kindergarten students read their book they authored, featuring the Vikings and the Gingerbread Man, to him in person.

## DIGG THIS

In 2016, Stefon Diggs ranked 16th in receptions (84, team high) and 13th in receiving yards per game (69.5) in the NFL. The 2nd-year standout became just the 3rd wideout in franchise history to tally back-to-back 100-yard receiving games in Weeks 1 and 2 (1st since Cris Carter in 1997).

**BACK-TO-BACK 100-YARD RECEIVING GAMES IN WEEKS 1 AND 2 / VIKINGS PLAYER, SEASON ..... RECEIVING YARDS**

Gene Washington, 1969.....	152, 172
Cris Carter, 1997.....	121, 107
<b>Stefon Diggs, 2016.....</b>	<b>103, 182</b>

Only 1 player in team history totaled more receiving yards after the 1st 2 weeks of the season than Diggs.

### RECEIVING YARDS AFTER 2 GAMES / VIKINGS

RK	PLAYER, SEASON	RECEIVING YARDS
1	Gene Washington, 1969.....	324
2	<b>Stefon Diggs, 2016.....</b>	<b>285</b>
3	Sammy White, 1981.....	232

In Week 2, Diggs chased the single-game record for most receiving yards against the Packers by a Vikings WR, helping elevate Minnesota to victory in the 1st-ever game at U.S. Bank Stadium.

### RECEIVING YARDS AGAINST GREEN BAY / VIKINGS

RK	PLAYER, DATE	RECEIVING YARDS
1	Adam Thielen, 12/24/16.....	202
2	Randy Moss, 10/5/1998.....	190
3	<b>Stefon Diggs, 9/18/2016.....</b>	<b>182</b>

## DIGGS AGAINST THE DIVISION

In his young career, Stefon Diggs has produced big games against divisional opponents, totaling 56 receptions for 699 yards (12.5 average) and 7 TDs in 9 games in the NFC North.

Diggs' single-game career highs in receptions (13), receiving yards (182) and receiving TDs (2) have come against the Lions (11/6/16), Packers (9/18/16) and Bears (12/20/15), respectively.

### DIGGS CAREER GAME-BY-GAME / AGAINST NFC NORTH

OPPONENT	REC.	YARDS	AVG.	LG.	TD
at Detroit (10/25/15)	6	108	18.0	36t	1
at Chicago (11/1/15)	6	95	15.8	40t	1
vs. Green Bay (11/22/15)	6	66	11.0	17	0
vs. Chicago (12/20/15)	3	55	18.3	33t	2
at Green Bay (1/3/16)	1	8	8.0	8	0
vs. Green Bay (9/18/16)	9	182	20.2	46	1
at Chicago (10/31/16)	8	76	9.5	25t	1
vs. Detroit (11/6/16)	13	80	6.2	12	0
at Green Bay (12/24/16)	5	29	7.3	13	1
<b>TOTAL</b>	<b>56</b>	<b>699</b>	<b>12.5</b>	<b>46</b>	<b>7</b>



Stefon Diggs joined local youths during the U.S. Bank Places to Play event each of the past 2 offseasons. Places to Play provides grants for playgrounds, fields and courts for underfunded areas across the state of Minnesota.

## A STANDOUT WIDEOUT

Stefon Diggs led Minnesota in receptions in each of his 1st 2 years with the club, and his 136 career receptions are the 2nd most by a Viking in his 1st 2 seasons in the NFL.

No 2nd-year wideout in team history has averaged more receptions per game than Diggs, who has registered a 5.2 mark in his 26 career games.

### RECEPTIONS BY A VIKING IN 1ST 2 NFL SEASONS

PLAYER (SEASONS)	RECEPTIONS
Randy Moss (1998-99).....	149
<b>Stefon Diggs (2015-16).....</b>	<b>136</b>
Percy Harvin (2009-10).....	131
Joe Senser (1980-81).....	121
Nate Burleson (2003-04).....	97

## DIGGS DOES IT AGAIN

Stefon Diggs secured a career-high 13 receptions vs. Detroit in Week 9 and matched that effort the following week at Washington (11/13/16). Diggs' 13-catch performances rank 3rd in team history and tied for 2nd in the NFL in 2016.

Prior to Diggs, the last Viking to cross the dozen mark was Pro Football Hall of Fame inductee Cris Carter, who totaled 14 against the Cardinals in Sun Devil Stadium on 10/2/94.

### SINGLE-GAME RECEPTIONS / VIKINGS HISTORY

PLAYER (OPPONENT, DATE)	RECEPTIONS
Rickey Young (at New England, 12/16/79).....	15
Cris Carter (at Arizona, 10/2/94).....	14
<b>Stefon Diggs (Washington, 11/13/16).....</b>	<b>13</b>
<b>Stefon Diggs (Detroit, 11/6/16).....</b>	<b>13</b>

### 2016 SINGLE-GAME RECEPTIONS / NFL

PLAYER (OPPONENT, DATE)	RECEPTIONS
Antonio Brown, Pit (Dallas, 11/13/16).....	14
<b>Stefon Diggs (Washington, 11/13/16).....</b>	<b>13</b>
<b>Stefon Diggs (Detroit, 11/6/16).....</b>	<b>13</b>
Davante Adams, GB (Chicago, 10/20/16).....	13
Doug Baldwin, Sea (Arizona, 12/24/16).....	13
Zach Ertz, Phi (Dallas, 1/1/17).....	13

### 2016 8+ CATCH GAMES / NFL

PLAYER (TEAM)	GAMES
Antonio Brown (Pittsburgh).....	6
<b>Stefon Diggs (Minnesota).....</b>	<b>5</b>
A.J. Green (Cincinnati).....	5
Larry Fitzgerald (Arizona).....	5
Julian Edelman (New England).....	5
Odell Beckham, Jr. (New York Giants).....	5

## GETTIN' DIGGY WITH IT

Stefon Diggs became the 1st rookie in club history to lead the Vikings in receptions, and his 52 catches are the 3rd-most by a Vikings rookie in team history. He ranked 2nd in the NFL among rookie WRs with 720 yards receiving, despite only playing 13 games, and earned All-Rookie accolades.

### RECEPTIONS BY VIKINGS ROOKIES

PLAYER, SEASON	RECEPTIONS
Randy Moss, 1998.....	69
Percy Harvin, 2009.....	60
<b>Stefon Diggs, 2015.....</b>	<b>52</b>

### RECEIVING YARDS BY 2015 NFL ROOKIES

PLAYER	GMS/YARDS/AVG/REC
Amari Cooper, Oakland.....	16/1,070/14.9/72
<b>Stefon Diggs, Minnesota.....</b>	<b>13/720/13.8/52</b>

### RECEPTIONS OF 20+ YARDS BY 2015 NFL ROOKIES

PLAYER	20+ CATCHES/TOTAL CATCHES
Amari Cooper, Oakland.....	16/72
<b>Stefon Diggs, Minnesota.....</b>	<b>13/52</b>

**DIGGS' NFL TOTALS**

Year	GP/GS	No.	RECEIVING				RUSHING				
			Yds.	Avg.	Lg	TD	No.	Yds.	Avg.	Lg	TD
2015 (Min)	13/9	52	720	13.8	40t	4	3	13	4.3	10	0
Playoffs	1/1	4	26	6.5	9	0	1	6	6.0	6	0
2016 (Min)	13/11	84	903	10.8	46	3	3	10	3.3	12	0
<b>Total</b>	<b>26/20</b>	<b>136</b>	<b>1623</b>	<b>11.9</b>	<b>46</b>	<b>7</b>	<b>6</b>	<b>23</b>	<b>3.8</b>	<b>12</b>	<b>0</b>
Playoffs	1/1	4	26	6.5	9	0	1	6	6.0	6	0

Other: 6 punt returns, 45 yards, 7.5 avg., 19 long; 1 kickoff return, 22 yards, 22.0 avg., 22 long

**SINGLE-GAME CAREER HIGHS**

Receptions	13	2x, last at Washington, 11/13/16
Receiving Yards	182	vs. Green Bay, 9/18/16
Long reception	46	vs. Green Bay, 9/18/16
TD Receptions	2	vs. Chicago, 12/20/15
Rushing Attempts	1	6x, last vs. Detroit, 11/6/16
Rushing Yards	12	vs. Detroit, 11/6/16
Long Rush	12	vs. Detroit, 11/6/16

**DIGGS' TOUCHDOWNS**

<b>GAME (*playoffs)</b>	<b>PLAY</b>
at Detroit, 10/25/15	36 pass from T. Bridgewater
at Chicago, 11/1/15	40 pass from T. Bridgewater
vs. Chicago, 12/20/15	15, 33 pass from T. Bridgewater
vs. Green Bay, 9/18/16	25 pass from S. Bradford
at Chicago, 10/31/16	25 pass from S. Bradford
at Green Bay, 12/24/16	3 pass from S. Bradford
<b>Total</b>	<b>7 (7 receiving)</b>

**DIGGS' CAREER GAME-BY-GAME (\*starts)**

2015	MINNESOTA	No.	RECEIVING				RUSHING				
			Yards	Avg.	Long	TD	Att.	Yards	Avg.	Long	TD
9/14	@ San Francisco		INACTIVE								
9/20	Detroit		INACTIVE								
9/27	San Diego		INACTIVE								
10/4	at Denver	6	87	14.5	25	0	0	0	0.0	0	0
<b>10/18</b>	<b>at Kansas City*</b>	<b>7</b>	<b>129</b>	<b>18.4</b>	<b>31</b>	<b>0</b>	<b>0</b>	<b>0</b>	<b>0.0</b>	<b>0</b>	<b>0</b>
<b>10/25</b>	<b>@ Detroit*</b>	<b>6</b>	<b>108</b>	<b>18.0</b>	<b>36t</b>	<b>1</b>	<b>1</b>	<b>9</b>	<b>9.0</b>	<b>9</b>	<b>0</b>
11/1	@ Chicago*	6	95	15.8	40t	1	0	0	0.0	0	0
11/8	St. Louis*	3	42	14.0	30	0	0	0	0.0	0	0
11/15	@ Oakland*	2	46	23.0	37	0	1	10	10.0	10	0
11/22	Green Bay*	6	66	11.0	17	0	0	0	0.0	0	0
11/29	@ Atlanta*	4	31	7.8	16	0	0	0	0.0	0	0
12/6	Seattle	2	22	11.0	14	0	1	-6	-6.0	-6	0
12/10	@ Arizona*	2	12	6.0	7	0	0	0	0.0	0	0
12/20	Chicago	3	55	18.3	33t	2	0	0	0.0	0	0
12/27	NY Giants	4	19	4.8	10	0	0	0	0.0	0	0
1/3/16	@ Green Bay*	1	8	8.0	8	0	0	0	0.0	0	0
<b>2015</b>	<b>GP/GS: 13/9</b>	<b>52</b>	<b>720</b>	<b>13.8</b>	<b>40t</b>	<b>4</b>	<b>3</b>	<b>13</b>	<b>4.3</b>	<b>10</b>	<b>0</b>
<b>2015 PLAYOFFS</b>											
1/10/16	Seattle*	4	26	6.5	9	0	1	6	6.0	6	0

2016	MINNESOTA	No.	RECEIVING				RUSHING				
			Yards	Avg.	Long	TD	Att.	Yards	Avg.	Long	TD
9/11	@ Tennessee*	7	103	14.7	33	0	1	-1	-1.0	-1	0
9/18	Green Bay*	9	182	20.2	46*	1	0	0	0.0	0	0
9/25	@ Carolina*	4	40	10.0	16	0	0	0	0.0	0	0
10/3	NY Giants*	5	47	9.4	21	0	1	-1	-1.0	-1	0
10/9	Houston		INACTIVE								
10/23	@ Philadelphia*	2	18	9.0	14	0	0	0	0.0	0	0
10/31	@ Chicago*	8	76	9.5	25t	1	0	0	0.0	0	0
11/6	Detroit*	13	80	6.2	12	0	1	12	12.0	12	0
<b>11/13</b>	<b>@ Washington*</b>	<b>13</b>	<b>164</b>	<b>12.6</b>	<b>36</b>	<b>0</b>	<b>0</b>	<b>0</b>	<b>0.0</b>	<b>0</b>	<b>0</b>
11/20	Arizona	6	37	3.2	13	0	0	0	0.0	0	0
11/24	@ Detroit		INACTIVE								
12/1	Dallas*	8	59	7.4	15	0	0	0	0.0	0	0
12/11	@ Jacksonville*	3	55	18.3	45	0	0	0	0.0	0	0
12/18	Indianapolis	2	13	6.5	11	0	0	0	0.0	0	0
12/24	@ Green Bay*	4	29	7.3	13	1	0	0	0.0	0	0
1/1/17	Chicago		INACTIVE								
<b>2016</b>	<b>GP/GS: 13/11</b>	<b>84</b>	<b>903</b>	<b>10.8</b>	<b>46</b>	<b>3</b>	<b>3</b>	<b>10</b>	<b>3.3</b>	<b>12</b>	<b>0</b>



## #62 NICK EASTON

**POSITION:** CENTER  
**HEIGHT/WEIGHT:** 6-3/303  
**DOB:** 6-16-92  
**HOMETOWN:** LENOIR, N.C.

**COLLEGE:** HARVARD  
**ACQUIRED:** T (SF) '15  
**NFL SEASON:** 3  
**VIKINGS SEASON:** 3

### 2016 GP/GS

11/5

### Career GP/GS

11/5

### Playoffs GP/GS

0/0

- Played 11 games (5 starts) for an offensive line that did not allow a sack in 5 games (tied most in the NFL) in 2016.
- Joined Vikings in a trade from San Francisco in October 2015.

**OFF THE FIELD** Majored in economics...Joins former Vikings standout C Matt Birk as former Harvard players to suit up for the Vikings...Teammates in San Francisco with fellow lineman Alex Boone and played for 49ers when current Vikings offensive line coach Tony Sparano was tutoring the Niners TEs and current Vikings strength coach Mark Uyeyama was also on staff.

**PRO** Recorded his 1st career start vs. Dallas (12/1/16)...Made his NFL debut, blocking on Matt Asiata's 1-yard TD run, vs. Houston (10/9/16)...Joined Vikings from San Francisco in trade during 2015 bye week...Inactive for each game with Vikings in 2015...Was traded twice during his rookie campaign, sent from Baltimore to San Francisco on 9/5/15 and from San Francisco to Minnesota on 10/6/15...Originally signed as a rookie free agent by Baltimore on 5/8/15.

**2016** Part of a unit that did not allow a sack in 5 contests (tied for most in the NFL)...Started at center vs. Chicago (1/1/17), at Green Bay (12/24) and vs. Indianapolis (12/18)...Started at center for an O-line that did not allow a sack, helping Sam Bradford complete 70.6% of his passes (24 of 34) for 292 yards, 1 TD and a 106.5 passer rating, at Jacksonville (12/11)...Replaced Joe Berger in the starting lineup for his 1st career start vs. Dallas (12/1)...Saw extended action at center for an injured Joe Berger, competing on 43 offensive snaps, at Detroit (11/24)...Part of an O-line that did not allow a sack, helping Sam Bradford complete 31 of 37 passes, against the Lions...Played 10 offensive snaps, including Adam Thielen's 3-yard

TD reception, at Washington (11/13)...Was on the field for both Vikings TDs - 1-yard pass to Kyle Rudolph and 1-yard rush by Rhett Ellison - vs. Detroit (11/6)...Saw action from scrimmage at Chicago (10/31)...Competed on 13 offensive snaps in his NFL debut, including a 1-yard TD run by Matt Asiata, vs. Houston (10/9)...Inactive at Philadelphia (10/23), vs. NY Giants (10/3), at Carolina (9/25), vs. Green Bay (9/18) and at Tennessee (9/11).

**2015** Spent final 12 regular-season games and the Wild Card playoff week with Vikings on the 53-man roster but was inactive for each game...Joined Vikings in trade on 10/6...Was active for 49ers for a pair of games but did not see game action...Active for 1st career game as a member of 49ers at Arizona (9/27) but did not play...Active but did not play vs. Green Bay (10/4)...Traded to San Francisco from Baltimore on 9/5...Joined Ravens as a rookie free agent following the 2015 NFL Draft where he competed in training camp and preseason.

**COLLEGE** Part of Ivy League championship at Harvard as a senior, posting an undefeated record...Honored as a 3rd-Team AP FCS All-American as a senior...Earned 1st-Team All-Ivy as a junior and senior...Started all 10 games as a senior in 2014.

**PREP** Was named All-State as a senior in football at Hibriten HS in Lenoir, NC...Team captain as a senior...Helped team to 1st-ever undefeated season as a senior...All-Conference and All-County as a junior and senior in football...Standout in discus, earning conference and county titles.

### EASTON'S CAREER GAMES/STARTS

Year	GP/GS
2015 (Min/SF)	0/0
Playoffs	0/0
2016 (Min)	11/5
<b>Totals</b>	<b>11/5</b>
Playoffs	0/0



## #32 ANTONE EXUM, JR.

**POSITION:** SAFETY  
**HEIGHT/WEIGHT:** 6-0/219  
**DOB:** 2-27-91  
**HOMETOWN:** GLEN ALLEN, VA

**COLLEGE:** VIRGINIA TECH  
**ACQUIRED:** D6a (#182) '14  
**NFL SEASON:** 4  
**VIKINGS SEASON:** 4

### 2016 GP/GS

IR

### Career GP/GS

27/2

### Playoffs GP/GS

0/0

- Mother, Barbara, is a breast cancer survivor, which has led Antone to take a special interest with Vikings Breast Cancer Awareness causes.
- Spent all of the 2016 season on Injured Reserve after suffering an injury during the third preseason game vs. San Diego (8/28).

**OFF THE FIELD** Graduated with a degree in finance and is completing coursework for a 2nd degree in marketing...Mother, a breast cancer survivor, served as the Honorary Captain for the team's game vs. Detroit (10/12/14).

**PRO** Earned a pair of starts in 2015, opening games at Atlanta and vs. Seattle...Played in 12 games before going on

injured reserve (12/18/15)...Saw time in 15 games in 2014, the 2nd most by a Vikings rookie behind DT Shamar Stephen, who played in every game...Saw time on defense in regular season opener win at St. Louis (9/7/14)...1st S drafted by the Vikings since Harrison Smith (29th overall in 2012)...Highest selection of the 3 DBs picked in the Vikings 2014 draft class.

**2016** Placed on Injured Reserve on 8/31.

**2015** Started 2 of the 12 games he played...Placed on Injured Reserve 12/8...Made 1st career start at Atlanta (11/29) and followed it a week later vs. Seattle (12/6)...Replaced injured Harrison Smith in 1st start and injured Andrew Senjeko in the 2nd...Notched career-high 9 tackles to lead the team at Atlanta, including 6 solo stops, a tackle for loss and recovered a fumble after LB Anthony Barr made a big play down the field to

strip the Falcons ballcarrier and negate a big gain...Forced and recovered the fumble on same play vs. Seattle (12/6), stripping RB Thomas Rawls on the opening drive of the game.

**2014** Tied for 5th on team with 7 special teams tackles...Had 3 special teams tackles in the final 4 games of the season...Saw action in season opener at St. Louis (9/7)...Played in 1st home game vs. New England (9/14)...Had 1 special teams tackle vs. Detroit (10/12)...Inactive for game vs. Washington (11/2)...Notched season-high 2 special teams tackles vs. NY Jets (12/7)...Had tackle on defense at Detroit (12/14).

**COLLEGE** Started the final 30 games he appeared in, totaling 35 starts in 44 games played...Versatile player who saw time at multiple positions while at Virginia Tech, playing S and nickel in 2010, S and rover in 2011, CB in 2012 and S in 2013...Named 2nd-Team All-ACC and SI Honorable Mention All-American in 2012 after recording a career-high 5 INTs and 48 tackles...Named 2012 Russell Athletic Bowl MVP after snaring an INT in the win over Rutgers.

**PREP** Was an offensive standout at Deep Run HS in Glen Allen, VA, accounting for 2,357 yards and 30 TDs during his senior year...Excelled on both sides of the ball and was ranked the No. 38 athlete prospect in the nation by Rivals...Named to PrepStar's All-Atlantic Region Team as a QB as well as a 1st-Team All-Metro selection as a defender by the Richmond Times-Dispatch.



Antone Exum, the son of a breast cancer survivor, helps raise awareness of the disease through the Crucial Catch campaign and the Vikings luncheon honoring women each October.

**EXUM'S NFL TOTALS**

Year.....	GP/GS	Tackles								Special Teams	
		Solo	Asst.	Total	Sacks	INTs	PBU	TFL	QBH		FF/FR
2014 (Min).....	15/0	2	0	2	0.0	0	0	0.0	0	0/0	7
2015 (Min).....	12/2	12	4	16	0.0	0	0	1.0	0	1/2	6
2016 (Min).....	0/0	INJURED RESERVE									
<b>Totals .....</b>	<b>27/2</b>	<b>14</b>	<b>4</b>	<b>18</b>	<b>0.0</b>	<b>0</b>	<b>0</b>	<b>1.0</b>	<b>0</b>	<b>1/2</b>	<b>13</b>

**SINGLE-GAME CAREER HIGHS**

Tackles..... 9..... at Atlanta, 11/29/15  
 Solo Tackles..... 6..... at Atlanta, 11/29/15  
 Forced Fumble..... 1..... vs. Seattle, 12/6/15  
 Fumble Recovery..... 1..... at Atlanta, 11/29/15; vs. Seattle, 12/6/15  
 Special Teams Tackles..... 2..... vs. NY Jets, 12/7/14; at Oakland, 11/15/15

**EXUM'S CAREER GAME-BY-GAME (\*starts)**

2014.....	U	A	T	TFL	SK	QH	FF	FR	INT	PD	2015.....	U	A	T	TFL	SK	QH	FF	FR	INT	PD	
at STL - 9/7.....	1	0	1	0	0.0	0	0	0	0	0	at SF - 9/14.....	0	0	0	0.0	0	0	0	0	0	0	
vs. NE - 9/14.....	0	0	0	0.0	0	0	0	0	0	0	vs. DET - 9/20.....	0	0	0	0.0	0	0	0	0	0	0	
at NO - 9/21.....	0	0	0	0.0	0	0	0	0	0	0	vs. SD - 9/27.....	1	1	2	0	0.0	0	0	0	0	0	
vs. ATL - 9/28.....	0	0	0	0.0	0	0	0	0	0	0	at DEN - 10/4.....	0	0	0	0.0	0	0	0	0	0	0	
at GB - 10/2.....	0	0	0	0.0	0	0	0	0	0	0	vs. KC - 10/18.....	0	0	0	0.0	0	0	0	0	0	0	
vs. DET - 10/12.....	0	0	0	0.0	0	0	0	0	0	0	at DET - 11/22.....	0	0	0	0.0	0	0	0	0	0	0	
at BUF - 10/19.....	0	0	0	0.0	0	0	0	0	0	0	at CHI - 11/1.....	0	0	0	0.0	0	0	0	0	0	0	
at TB - 10/26.....	0	0	0	0.0	0	0	0	0	0	0	vs. STL - 11/8.....	0	0	0	0.0	0	0	0	0	0	0	
vs. WAS - 11/2.....	INACTIVE																					
at CHI - 11/16.....	0	0	0	0.0	0	0	0	0	0	0	at OAK - 11/15.....	0	0	0	0.0	0	0	0	0	0	0	
vs. GB - 11/23.....	0	0	0	0.0	0	0	0	0	0	0	vs. GB - 11/22.....	0	0	0	0.0	0	0	0	0	0	0	
vs. CAR - 11/30.....	0	0	0	0.0	0	0	0	0	0	0	at ATL - 11/29 *.....	6	3	9	1	0.0	0	0	1	0	0	
vs. NYJ - 12/7.....	0	0	0	0.0	0	0	0	0	0	0	vs. SEA - 12/6 *.....	5	0	5	0	0.0	0	1	1	0	0	
at DET - 12/14.....	1	0	1	0.0	0	0	0	0	0	0	vs. AZ - 12/10.....	INJURED RESERVE										
at MIA - 12/21.....	0	0	0	0.0	0	0	0	0	0	0	at CHI - 12/20.....	INJURED RESERVE										
vs. CHI - 12/28.....	0	0	0	0.0	0	0	0	0	0	0	vs. NYG - 12/27.....	INJURED RESERVE										
<b>2014...GP/GS: 15/0....</b>	<b>2</b>	<b>0</b>	<b>2</b>	<b>0.0</b>	<b>0</b>	<b>0</b>	<b>0</b>	<b>0</b>	<b>0</b>	<b>0</b>	<b>2015...GP/GS: 12/2....</b>	<b>12</b>	<b>4</b>	<b>16</b>	<b>1</b>	<b>0.0</b>	<b>0</b>	<b>1</b>	<b>2</b>	<b>0</b>	<b>0</b>	



#18

MICHAEL FLOYD

POSITION: WIDE RECEIVER  
 HEIGHT/WEIGHT: 6-3/220  
 DOB: 11-27-89  
 HOMETOWN: ST. PAUL, MN

COLLEGE: NOTRE DAME  
 ACQUIRED: FA '17  
 NFL SEASON: 6  
 VIKINGS SEASON: 1

2016 GP/GS Career GP/GS Playoffs GP/GS  
 13/8 (11/7-AZ, 2/1 NE) 76/47 (74/46-AZ, 2/1 NE) 4/4 (3/3-AZ, 1/1 NE)

- Selected #13 overall by Arizona in 2012 Draft.
- In 2011, named 1 of 2 season-long team captains at Notre Dame alongside fellow Vikings teammate S Harrison Smith.
- Local product attended Cretin-Derham Hall in St. Paul, continuing a long line of standouts from the school, including former Viking Matt Birk, Twins star Joe Mauer and baseball Hall of Famers Dave Winfield and Paul Molitor.

**OFF THE FIELD** Earned bachelor's degree in sociology at Notre Dame...Was roommates with Vikings teammate TE Kyle Rudolph for 3 years while at Notre Dame...Was a sociology major at Notre Dame...Son of Mike Floyd Sr. and Theresa Romero.

**PRO** Has started 47 of his 76 career games played between Arizona and New England...Durable player who has played in 76 of a possible 80 games in his career...Released by Arizona on 12/14/16 and claimed by New England on 12/15/16...Played in final 2 regular-season games for New England and 1 playoff game as the team went on to win Super Bowl LI...Has 12 career games of 100+ yards receiving...Has shown the knack for the big play with 13 of his opening 19 career TDs from 2012-15 being 20+ yards...Ranked #2 in the NFL with an average of 17.9 yards per catch in 2014, trailing only DeSean Jackson (20.9) and had 9 catches of 30+ yards...Posted 1st career 1,000+ yard season in 2013 with 1,041 yards on 65 catches...Originally entered NFL as the 13th overall selection in the 2012 Draft by Arizona and the 2nd WR taken that year behind Justin Blackmon at #5 to Jacksonville.

**2016** Saw time in 11 games and 6 starts with Arizona and 2 games with New England, starting 1 during regular season...Started and played in 1 postseason contest with New England, facing Houston in Divisional Playoffs...Had 33 receptions with Arizona and 4 with New England in regular-season play...Hauled in 5 TDs on the season, 4 with Arizona and 1 with New England in regular-season finale vs. Miami...Released by Arizona on 12/14 and claimed by New England on 12/15...Had season-high 101 yards vs. San Francisco (11/13) on 5 receptions...Had consecutive games with season-high 5 catches vs. Seattle (10/23) and vs. San Francisco (11/13)...The game vs. Seattle (10/23) ended in a 6-6 tie...Played in 1st game as a Patriot vs. NY Jets (12/24) and caught 1 pass for 6 yards...Caught 1st TD as a Patriot in regular season finale at Miami (1/1/17), ending day with 3 catches for 36 yards and a TD on a 14-yard scoring pass from Tom Brady...Played in AFC Divisional Playoff game vs. Houston (1/14/17) and had a 9-yard catch...Was inactive for AFC Championship Game vs. Pittsburgh and Super Bowl LI vs. Atlanta.

**2015** Played in 15 games and started 6...Ranked 3rd on the club with 52 catches and 849 yards and tied career-best with 6 TDs...Helped Arizona rank #1 in total offense in the NFL for the 1st time in team history and set franchise records for points (489) and TDs (59)...Helped club go 13-3 to win NFC West and advance to NFC title game before falling on the road to Carolina...Had career-high 5 games with 100+ yards on the season to lead Arizona players...Started slowly during season while dealing with hand injury but posted 44 catches, 745 yards and all 6 TDs in the final 10 games of the season...Had all 5 games with 100+ yards in the final 8 games he played on the season...Had season-high 113 yards and tied season-high

with 7 catches at Seattle (11/15) and had season-high 2 TDs on the day...Caught TDs in 4 consecutive games, at Pittsburgh (10/18), vs. Baltimore (10/26), at Cleveland (11/1) and at Seattle (11/15)...Reeled in a 60-yard TD strike at Cleveland (11/1), the 2nd-longest score of his career...Missed 1st career game vs. Cincinnati (11/22) when he was sidelined with a hamstring injury...Had 2-TD day in NFC Divisional Round playoffs vs. Green Bay (1/16/16), his lone 2-TD day in playoff action.

**2014** Started 14 of the 16 games he played as the Cardinals went 11-5 and qualified for playoffs as a Wild Card...Led team with 841 receiving yards...His 17.9 yards per catch ranked #2 in the NFL and he had 15 receptions of 20+ yards, including 5 TDs of 20+ yards...Notched 1st career multi-TD day with 2 scores vs. Detroit (11/16)...Set career-high with 8 catches and had season-high 153 yards in regular season finale at San Francisco (12/28) with TDs of 20 and 41 yards...Caught a pass in 1st career playoff game, at Carolina (1/3/15) in Wild Card action.

**2013** Started all 16 games and had breakout season with career-high 65 catches and his 1st career 1,000-yard campaign with 1,041...Team went 10-6 but did not qualify for playoffs...Had best day as a pro with 6 catches for career-high 193 yards at Jacksonville (11/17), including a career-long 91-yard TD...The 91-yarder was the 6th-longest play from scrimmage in team history and the 193 yards were the 7th-best by a Cardinal...Had consecutive 100-yard days with 193 at Jacksonville (11/17) and 104 vs. Indianapolis (11/24) on a season-high 7 catches...Posted game with 99 yards at Philadelphia (12/1) and 91 yards vs. San Francisco (12/29).

**2012** Played in all 16 games and started 3 as a rookie with the 3 starts coming in the final 5 games of the season...Ranked 3rd on team with 45 catches and 562 yards...Scored a TD on his 1st career catch, catching a deflection for an 8-yard score vs. Philadelphia (9/23)...Made 1st career start at NY Jets (12/2)...Wrapped up season with career-best 8 catches for 186 yards at San Francisco (12/30), the 4th-best mark by a Cardinals rookie in a game and the 2nd-best mark by an NFL rookie in 2012.

**COLLEGE** Started 41 of his 43 career games at Notre Dame...Set school records with 271 catches for 3,686 yards and 37 TDs...Ended tenure in South Bend with 5 school career records...Set school mark with 17 career 100-yard games...Caught a pass in 42 of 43 games played...Named team MVP as a senior and was a semi-finalist for Biletnikoff Award...Named 2nd-Team All-America and set school record with 100 receptions and his 1,147 yards was the 4th-best mark by an Irish player...Started all 12 games as a junior and notched 79 catches for 1,025 yards and 12 TDs, the 79 catches ranked 3rd on all-time ND list and the 12 TDs tied for 4th...Started the 7 games he played as a sophomore in 2009, ranking 2nd on team with 44 catches, 795 yards and 9 TDs...Started 10 of the 11 games he played as a freshman in 2008 en route to setting ND freshman records with 48 catches, 719 yards and 7 TDs...Came off the bench in 1st career game and caught 22-yard TD on his 1st career reception, marking the 1st time an Irish freshman scored in the season opener.

**PREP** Twice named the Gatorade Player of the Year in Minnesota, twice earned Associated Press Player of the Year and as a senior was 1st-Team All-America by USA Today and Parade at Cretin-Derham Hall High in St. Paul...Selected to play in U.S. Army All-America Game...Caught 59 passes for 1,247 yards and 17 TDs as a senior...Had 63 catches for 1,240 yards and 16 TDs as a junior...Standout in basketball ended with 1,380 points, just 86 points off the school record.

**FLOYD'S NFL TOTALS**

Year	GP/GS	No.	RECEIVING				RUSHING				
			Yds.	Avg.	Lg	TD	No.	Yds.	Avg.	Lg	TD
2012 (Ariz).....	16/3	45	562	12.5	53	2	0	0	0.0	0	0
2013 (Ariz).....	16/16	65	1,041	16.0	91t	5	0	0	0.0	0	0
2014 (Ariz) .....	16/14	47	841	17.9	63	6	1	2	2.0	2	0
<i>Playoffs</i> .....	1/1	1	-12	-12.0	9	0	0	0	0.0	0	0
2015 (Ariz).....	15/6	52	849	16.3	60t	6	0	0	0.0	0	0
<i>Playoffs</i> .....	2/2	6	63	10.5	15	2	0	0	0.0	0	0
2016 (Ariz).....	11/7	33	446	13.5	39	4	0	0	0.0	0	0
..... (NE).....	2/1	4	42	10.5	14	1	0	0	0.0	0	0
<i>Playoffs</i> .....	1/1	1	9	9.0	9	0	0	0	0.0	0	0
<b>Total</b> .....	<b>76/47</b>	<b>246</b>	<b>3,781</b>	<b>15.4</b>	<b>91t</b>	<b>24</b>	<b>1</b>	<b>2</b>	<b>2.0</b>	<b>2</b>	<b>0</b>
<i>Playoffs</i> .....	<b>4/4</b>	<b>8</b>	<b>60</b>	<b>7.5</b>	<b>15</b>	<b>2</b>	<b>0</b>	<b>0</b>	<b>0.0</b>	<b>0</b>	<b>0</b>

**SINGLE-GAME CAREER HIGHS (\* playoffs)**

Receptions..... 8 ..... 2x, last at San Francisco, 12/28/14  
 Receiving Yards ..... 193..... at Jacksonville, 11/17/13  
 Long reception ..... 91t..... at Jacksonville, 11/17/13  
 TD Receptions ..... 2 ..... 4x, last vs. \*Green Bay, 1/16/16

**FLOYD'S CAREER GAME-BY-GAME (\*starts)**

2012	ARIZONA	Rec.	Yards	Avg.	Long	TD	2014	ARIZONA	Rec.	Yards	Avg.	Long	TD
9/9	Seattle	0	0	0.0	0	0	9/8	San Diego*	5	119	23.8	63	0
9/16	@ New England	0	0	0.0	0	0	9/14	@ NY Giants*	1	19	19.0	19	0
9/23	Philadelphia	1	8	8.0	8t	1	9/21	San Francisco*	5	114	22.8	45	0
9/30	Miami	4	35	8.8	10	0	10/5	@ Denver	1	7	7.0	7	0
10/4	@ St. Louis	1	17	17.0	17	0	10/12	Washington*	4	47	11.7	20t	1
10/14	Buffalo	1	24	24.0	24	0	10/19	@ Oakland*	3	47	15.7	33t	1
10/21	@ Minnesota	1	7	7.0	7	0	10/26	Philadelphia*	0	0	0.0	0	0
10/29	San Francisco	5	36	7.2	9	0	11/2	@ Dallas*	4	36	9.0	12	0
11/4	@ Green Bay	5	80	16.0	37	0	11/9	St. Louis	1	11	11.0	11	0
11/18	@ Atlanta	2	18	9.0	17	0	11/16	Detroit*	2	54	27.0	42t	2
11/25	St. Louis	4	35	8.8	15	0	11/23	@ Seattle*	0	0	0.0	0	0
12/2	@ NY Jets*	2	22	11.0	16	0	11/30	@ Atlanta*	5	53	10.6	22	0
12/9	@ Seattle	2	30	15.0	18	0	12/7	Kansas City*	4	85	21.3	45	0
12/16	Detroit*	3	37	12.3	25	0	12/11	@ St. Louis*	2	55	27.5	49	0
12/23	Chicago	6	47	7.8	14	0	12/21	Seattle*	2	41	20.5	32	0
12/30	@ San Francisco*	8	166	20.7	53	1	12/28	@ San Francisco*	8	153	19.1	41t	2
<b>2012</b> .....	<b>GP/GS: 16/3</b>	<b>45</b>	<b>562</b>	<b>12.5</b>	<b>53</b>	<b>2</b>	<b>2014</b> .....	<b>GP/GS: 16/14</b>	<b>47</b>	<b>841</b>	<b>17.9</b>	<b>63</b>	<b>6</b>
<b>2013</b> .....	<b>ARIZONA</b>	<b>Rec.</b>	<b>Yards</b>	<b>Avg.</b>	<b>Long</b>	<b>TD</b>	<b>2014 PLAYOFFS</b>						
9/8	@ St. Louis*	4	82	20.5	44	0	1/3/15	@ Carolina*	1	-12	-12.0	9	0
9/15	Detroit*	3	22	7.3	11	0	<b>2015</b> .....	<b>ARIZONA</b>	<b>Rec.</b>	<b>Yards</b>	<b>Avg.</b>	<b>Long</b>	<b>TD</b>
9/22	@ New Orleans*	4	49	12.3	20	0	9/13	New Orleans	1	18	18.0	18	0
9/29	@ Tampa Bay*	5	87	17.4	27	0	9/20	@ Chicago	0	0	0.0	0	0
10/6	Carolina*	5	61	12.2	22	0	9/27	San Francisco	1	12	12.0	12	0
10/13	@ San Francisco*	5	44	8.8	19	1	10/4	St. Louis	5	59	11.8	22	0
10/17	Seattle*	5	58	11.6	15	0	10/11	@ Detroit*	1	15	15.0	15	0
10/27	Atlanta*	3	30	10.0	15t	1	10/18	@ Pittsburgh	5	50	10.0	18	1
11/10	Houston*	2	31	15.5	20	0	10/26	Baltimore*	3	59	19.6	33	1
11/17	@ Jacksonville*	6	193	32.2	91t	1	11/1	@ Cleveland	4	106	26.5	60t	1
11/24	Indianapolis*	7	104	14.8	29	0	11/15	@ Seattle	7	113	16.1	35t	2
12/1	@ Philadelphia*	5	99	19.8	34	1	11/22	Cincinnati		INACTIVE			
12/8	St. Louis*	2	26	13.0	13	0	11/29	@ San Francisco*	1	14	14.0	14	0
12/15	@ Tennessee*	2	33	16.5	20	0	12/6	@ St. Louis*	7	104	14.8	31	0
12/22	@ Seattle*	1	31	31.0	31t	1	12/10	Minnesota*	5	102	20.4	42t	1
12/29	San Francisco*	6	91	15.2	44	0	12/20	@ Philadelphia*	5	70	14.0	29	0
<b>2013</b> .....	<b>GP/GS: 16/16</b>	<b>65</b>	<b>1,041</b>	<b>16.0</b>	<b>91t</b>	<b>5</b>	12/27	Green Bay*	6	111	18.5	47	0
							1/3/16	Seattle	1	16	16.0	16	0
							<b>2015</b> .....	<b>GP/GS: 15/6</b>	<b>52</b>	<b>849</b>	<b>16.3</b>	<b>60t</b>	<b>6</b>
							<b>2015 PLAYOFFS</b>						
							1/16/16	Green Bay*	3	26	8.7	9t	2
							1/24/16	@ Carolina*	3	37	12.3	15	0
							<b>Totals</b> .....	<b>GP/GS: 2/2</b>	<b>6</b>	<b>63</b>	<b>10.5</b>	<b>15</b>	<b>2</b>



2016	ARIZ./NEW ENG.*	Rec.	Yards	Avg.	Long	TD
9/11	New England*	3	61	20.3	39	0
9/18	Tampa Bay*	2	8	4.0	7	1
9/25	Buffalo*	4	65	16.3	25	0
10/2	Los Angeles	3	36	12.0	16	1
10/6	@ San Francisco	0	0	0.0	0	0
10/17	NY Jets	2	22	11.0	13	1
10/23	Seattle*	5	65	13.0	18	0
10/30	@ Carolina	0	0	0.0	0	0
11/13	San Francisco	5	101	20.2	35	0
11/20	@ Minnesota*	2	21	10.5	11	0
11/27	Atlanta	2	31	15.5	19	0
12/4	Washington*	3	18	6.0	7	1
12/11	@ Miami*	2	18	9.0	15	0
12/18*	@ Denver	INACTIVE				
12/24*	NY Jets	1	6	6.0	6	0
1/1/17*	@ Miami*	3	36	12.0	14t	1
2016	GP/GS: 13/8	37	488	13.2	39	5
<b>2016 PLAYOFFS</b>						
1/14/17	Houston*	1	9	9.0	9	0
1/22/17	Pittsburgh	INACTIVE				
2/5/17	Atlanta (SB51)	INACTIVE				
Totals	GP/GS: 1/1	1	9	9.0	9	0

#### FLOYD'S TOUCHDOWNS

GAME (*playoffs)	PLAY
vs. Philadelphia, 9/23/12	8 pass from K. Kolb
at San Francisco, 12/30/12	37 pass from B. Hoyer
at San Francisco, 10/13/13	10 from C. Palmer
vs. Atlanta, 10/27/13	15 from C. Palmer
at Jacksonville, 11/17/13	91 from C. Palmer
at Philadelphia, 12/1/13	23 from C. Palmer
at Seattle, 12/22/13	31 from C. Palmer
vs. Washington, 10/12/14	20 from C. Palmer
at Oakland, 10/19/14	33 from C. Palmer
vs. Detroit, 11/16/14	42, 12 pass from D. Stanton
at San Francisco, 12/28/14	20, 41 pass from R. Lindley
at Pittsburgh, 10/18/15	3 pass from C. Palmer
vs. Baltimore, 10/26/15	3 pass from C. Palmer
at Cleveland, 11/1/15	60 pass from C. Palmer
at Seattle, 11/15/15	27, 35 pass from C. Palmer
vs. Minnesota, 12/10/15	43 pass from C. Palmer
vs. Green Bay, 1/16/16*	8, 9 pass from C. Palmer
vs. Tampa Bay, 9/18/16	1 pass from C. Palmer
vs. Los Angeles Rams, 10/2/16	5 pass from C. Palmer
vs. New York Jets, 10/17/16	9 pass from C. Palmer
vs. Washington, 12/4/16	6 pass from C. Palmer
at Miami, 1/1/17	14 pass from T. Brady
Total	26 (24 regular season- All receiving)

## VIKINGS MAKE THEIR MARKS ON NFL RECORD BOOK

Since the team's inception in 1961, many Vikings have found themselves at or near the top of the record books. Below is a compilation of NFL records and where notable Vikings stand.

#### RECEIVING YARDS GAINED, CAREER

RK	WR	Yards
1	Jerry Rice, 1985-2004	22,895
2	Terrell Owens, 1996-2010	15,934
3	Randy Moss, 1998-2012	15,292

#### MOST SEASONS 1,000+ RECEIVING YARDS

RK	WR	SEASONS
1	Jerry Rice, 1985-2004	14
2	Randy Moss, 1998-2012	10
3	Tim Brown, 1988-2004	9

#### MOST GAMES 100+ RECEIVING YARDS

RK	WR	Games
1	Jerry Rice, 1985-2004	76
2	Randy Moss, 1998-2012	64
3	Marvin Harrison, 1996-2008	59

#### MOST RECEIVING TDs, CAREER

RK	WR	TDs
1	Jerry Rice, 1985-2004	197
2	Randy Moss, 1998-2012	156
3	Terrell Owens, 1996-2010	153

#### HIGHEST COMPLETION %, SINGLE SEASON

RK	QB (Season, Team)	Percentage
1	Sam Bradford (2016, Min)	71.6
2	Drew Brees (2011, NO)	71.2
3	Drew Brees (2009, NO)	70.6

#### HIGHEST COMPLETION %, SINGLE SEASON - ROOKIE

RK	QB (Season, Team)	Percentage
1	Ben Roethlisberger (2004, Pit)	66.44
2	Robert Griffin III (2012, Was)	65.65
3	Teddy Bridgewater (2014, Min)	64.43

#### MOST RECEIVING TOUCHDOWNS, ROOKIE, SINGLE SEASON

RK	WR (Season, Team)	Touchdowns
1	Randy Moss (1998, Min)	17
2	Bill Howton (1952, GB)	13
3	John Jefferson (1978, SD)	13

#### MOST RECEIVING YARDS GAINED, ROOKIE SEASON

RK	WR (Season, Team)	Yards
1	Bill Groman (1960, Hou)	1,473
2	Anquan Boldin (2003, Ari)	1,377
3	Randy Moss (Min, 1998)	1,313

#### MOST RUSHING YARDS GAINED, SINGLE SEASON

RK	RB (Season, Team)	Yards
1	Eric Dickerson (1984, LA Rams)	2,105
2	Adrian Peterson (2012, Min)	2,097
3	Jamal Lewis (2003, Bal)	2,066

#### MOST RUSHING YARDS GAINED, SINGLE GAME

RK	RB (Opponent)	Yards
1	Adrian Peterson (vs. San Diego, 11/4/2007)	296
2	Jamal Lewis (vs. Cleveland, 9/14/2003)	295
3	Jerome Harrison (vs. Kansas City, 12/20/2009)	286

#### MOST INTERCEPTIONS, CAREER

RK	Player	INTs
1	Paul Krause, 1964-1979	81
2t	Emlen Tunnell, 1948-1961	79
2t	Rod Woodson, 1987-2003	71

#### MOST OPPONENTS' FUMBLES RECOVERED, CAREER

RK	Player	FRs
1	Jim Marshall, 1960-1979	29
	Jason Taylor, 1997-2011	29
3	Rickey Jackson, 1981-1995	28

#### MOST OPPONENTS' FUMBLES RECOVERED, SEASON

RK	Player	FRs
1	Don Hultz (1963, Min)	9
2	Joe Schmidt (1955, Det)	8
3	Alan Page (1970, Min) and 3 others	7

#### MOST CONSECUTIVE GAMES PLAYED, CAREER

RK	Player	Games
1	Jeff Feagles, 1988-2009	352
2	Brett Favre, 1991-2010	299
3	Jim Marshall, 1960-1979	289

#### MOST CONSECUTIVE SEASONS, 10+ SACKS

RK	Player	Seasons
1	Reggie White, 1985-1993	9
2	John Randle, 1992-99	8
3	Jared Allen, 2007-2013, and 3 others	7



## #73 SHARRIF FLOYD

**POSITION:** DEFENSIVE TACKLE  
**HEIGHT/WEIGHT:** 6-3/311  
**DOB:** 5-28-91  
**HOMETOWN:** PHILADELPHIA, PA

**COLLEGE:** FLORIDA  
**ACQUIRED:** D1a (#23) '13  
**NFL SEASON:** 5  
**VIKINGS SEASON:** 5

**2016 GP/GS**  
1/0

**Career GP/GS**  
44/24

**Playoffs GP/GS**  
1/1

• The 1st of 3 players drafted in the 1st round by the Vikings in 2013, only the 2nd time the Vikings have had 3 picks in the 1st round and 1st time by an NFL team since St. Louis in 2001.

**OFF THE FIELD** Visited and spoke to Gainesville elementary students while at Florida...Position coach at Florida was former NFL All-Pro DT Bryant Young...Majored in social and behavioral sciences...Switched jersey to #73 for the 2014 season, going back to his high school and college number after wearing #95 for his rookie NFL campaign...Has visited St. Croix with teammate Linval Joseph, a native of the island, during offseason.

**PRO** Started 12 of the 13 games he played in the regular season and started Wild Card Playoff game in 2015...Took over as a starter in 2nd season in 2014, making 11 starts in 14 appearances...Appeared in all 16 games during rookie season...Made 1st career start vs. Washington (11/7/13), finishing with 3 tackles...Selected #23 overall in 2013, the 3rd DT selected overall...Shared 1st NFL sack with Jared Allen during International Series game vs. Pittsburgh in London (9/29/13)...Was the 1st DT selected by the Vikings in the 1st round since 2003 when the club drafted Kevin Williams 9th overall...The 1st of 3 players drafted by the Vikings in the 1st round of 2013, marking only the 2nd time in team history the team had 3 picks in the 1st round and the 1st time for an NFL team since St. Louis did it in 2001...Was 1 of 8 Gators selected in the 2013 NFL Draft.

**2016** Placed on injured reserve (knee) on 12/12...Inactive Weeks 3-14 after undergoing knee surgery on 9/22...Inactive (knee) vs. Green Bay (9/18)...Part of a deep D-line rotation in the season opener at Tennessee (9/11).

**2015** Part of defense that keyed Vikings 11-5 regular-season mark that won the NFC North for the 1st time since 2009...Started 12 of the 13 games he played in and started Wild Card Playoff game vs. Seattle (1/10/16)...Missed 3 straight games mid-season with knee injury...Notched season-high 7 tackles in 3 different games...Posted 2.5 sacks on the season...Sacked Aaron Rodgers in regular-season finale at Lambeau Field (1/3/16) en route to wrestling NFC North title away from Packers after 4-season hold on the crown.

### FIRST ROUND FOCUS

The Vikings feature 12 players who entered the NFL as a 1st-round draft choice, 7 of which were selected by the Vikings.

#### VIKINGS 1ST-ROUND TALENTS

PLAYER, SCHOOL, POS., TEAM	SEASON, SELECTION
Terence Newman, Kansas State, CB, Dallas	2003, #5
Sam Bradford, Oklahoma, QB, St. Louis	2010, #1
Michael Floyd, Notre Dame, WR, Arizona	2012, #13
Riley Reiff, Iowa, T, Detroit	2012, #23
Harrison Smith, Notre Dame, S, Minnesota	2012, #29
<b>Sharrif Floyd, Florida, DT, Minnesota</b>	<b>2013, #23</b>
Xavier Rhodes, Florida State, CB, Minnesota	2013, #25
Datone Jones, UCLA, DE, Green Bay	2013, #26
Anthony Barr, UCLA, LB, Minnesota	2014, #9
Teddy Bridgewater, Louisville, QB, Minnesota	2014, #31
Trae Wayne, Michigan State, CB, Minnesota	2015, #11
Laqun Treadwell, Mississippi, WR, Minnesota	2016, #23

**2014** Served as a regular starter during his 2nd NFL season...Part of a defense that, under 1st-year Head Coach Mike Zimmer, was the most improved in the NFL in 2014, allowing 7.1 fewer points per game than in 2013...Recorded career highs in tackles (55), sacks (4.5), TFLs (11), and QB pressures (43)...Set career highs in tackles (9) and solo tackles (5) in the Vikings OT victory at Tampa Bay (10/26)...Recorded his 1st sack of the season on *Thursday Night Football* at Green Bay (10/2)...Had 3 straight games with at least 0.5 sack (at Buffalo, at Tampa Bay, vs. Washington)...Sacked Panthers QB Cam Newton on the 1st series of the Vikings 31-13 victory over Carolina, 1 of his 4.5 sacks on the season...Missed 2 games with a knee injury (vs. Green Bay, 11/23; at Detroit, 12/14).

**2013** Saw action in all 16 games, including 1 start, during his rookie season...Recorded the 1st sack of his career when he and Jared Allen shared a sack on Pittsburgh's Ben Roethlisberger during the NFL International Series in London (9/29)...Notched 1st full sack vs. Carolina (10/13) when he wrapped up Panthers QB Cam Newton...Tipped a pass at the line of scrimmage vs. Cleveland (9/22) that resulted in an Erin Henderson INT, a turnover that resulted in a Viking score...Recorded a season-best 4 tackles at Baltimore (12/8)...Finished with 3 tackles in his 1st NFL start vs. Washington (1/7)...1 of 10 Vikings rookies to see action during the 2013 season.

**COLLEGE** Played in 37 career games, making 26 starts as a Gator...Declared for the NFL Draft following his junior season...Had 115 career tackles, 26.0 TFL, 4.5 sacks, a pass breakup, 3 blocked FGs and 1 FF...His 3 career kick/punt blocks is tied for 5th in school history...Appeared in and started all 13 games during the 2012 season and was named 1st-Team Defense AP All-SEC (DT), 1st-Team Defense Coaches' All-SEC (DL), Sporting News All-American, Phil Steele Postseason All-SEC 1st-Team (DL)...1st DL at Florida since 2001 to earn All-America honors...Recorded 46 tackles on the season and led the team with 13.0 TFL, added 1 forced fumble and 2 blocked kicks during his junior season...Recorded 5 tackles, including 2.0 sacks for a loss of 12 yards and blocked a field goal against his current Vikings teammate Teddy Bridgewater and Louisville in the Sugar Bowl...Started the final 11 games of the season at DE after being suspended for the 1st 2 games by the NCAA in 2011...Totaled 46 tackles, 6.5 TFL, 1.5 sacks, a pass breakup and a blocked kick during his sophomore campaign...Named to the 2010 Coaches' Freshman All-SEC Team...Had 23 tackles, 13 assisted and 10 solo, with 6.5 for loss in 2010...Was 1 of 7 true freshmen to make a start in 2010...Earned a starting spot and contributed 2 tackles, including 1 for loss, in the Gators win over Penn State in the Outback Bowl.

**PREP** Was ranked the No. 1 DT by Scout.com and selected the Maxwell Football Club's National High School Player of the Year in 2009...Attended Philadelphia's George Washington High School...Garnered Public League Player of the Year accolades and was named to the All-City squad by the *Daily News* his senior year...Also named to the *Daily News* All-Decade Team as well as naming him the Public League Player of the Decade...Graduated with a 3.0 GPA.

**FLOYD'S NFL TOTALS**

Year.....	GP/GS	Tackles			Sacks	INTs	PBU	TFL	QBH	FF/FR
		Solo	Asst.	Total						
2013 (Min).....	16/1	17	12	29	2.5	0	4	7.5	7	0/0
2014 (Min).....	14/11	27	28	55	4.5	0	1	11.0	43	0/0
2015 (Min).....	13/12	21	16	37	2.5	0	1	7.0	20	0/0
Playoffs.....	1/1	3	1	4	1.0	0	0	2.0	3	0/0
2016 (Min).....	1/0	0	0	0	0.0	0	0	0.0	0	0/0
<b>Totals.....</b>	<b>44/24</b>	<b>65</b>	<b>56</b>	<b>121</b>	<b>9.5</b>	<b>0</b>	<b>6</b>	<b>25.5</b>	<b>70</b>	<b>0/0</b>
Playoffs.....	1/1	3	1	4	1.0	0	0	2.0	3	0/0

**SINGLE-GAME CAREER HIGHS**

Tackles.....	9	at Tampa Bay, 10/26/14
Solo Tackles.....	6	vs. Seattle, 12/6/15
Sack.....	1.0	7x, last at Green Bay, 1/3/16
Passes Defensed.....	1	6x, vs. Chicago, 12/20/15
QB Pressures.....	6	at Buffalo, 10/19/14;
.....		vs. Washington, 11/2/14;
.....		vs. Chicago, 12/28/14

**FLOYD'S CAREER GAME-BY-GAME (\*starts)**

2013.....	U	A	T	TFL	SK	QH	FF	FR	INT	PD
at DET - 9/8.....	0	0	0	0.0	0	0	0	0	0	1
at CHI - 9/15.....	1	2	0	0.0	0	0	0	0	0	0
vs. CLE - 9/22.....	1	0	1	0.0	1	0	0	0	0	1
vs. PIT - 9/29.....	0	1	1	0.5	1	0	0	0	0	1
vs. CAR - 10/13.....	2	1	3	1.0	1	0	0	0	0	0
at NYG - 10/21.....	1	1	2	1.0	0	0	0	0	0	0
vs. GB - 10/27.....	1	0	1	0.0	0	0	0	0	0	0
at DAL - 11/3.....	0	1	1	0.0	1	0	0	0	0	0
vs. WAS - 11/7*.....	1	2	3	0.0	0	0	0	0	0	0
at SEA - 11/17.....	1	1	2	0.0	0	0	0	0	0	0
at GB - 11/24.....	2	0	2	0.0	0	0	0	0	0	0
vs. CHI - 12/1.....	2	1	3	2.0	1	0	0	0	0	0
at BAL - 12/8.....	3	1	4	1.0	2	0	0	0	0	0
vs. PHI - 12/15.....	0	0	0	0.0	0	0	0	0	0	0
at CIN - 12/22.....	1	1	2	0.0	0	0	0	0	0	1
vs. DET - 12/29.....	1	1	2	1.0	0	0	0	0	0	0
<b>2013... GP/GS: 16/1... 17</b>	<b>12</b>	<b>29</b>	<b>8</b>	<b>2.5</b>	<b>7</b>	<b>0</b>	<b>0</b>	<b>0</b>	<b>0</b>	<b>4</b>
2014.....	U	A	T	TFL	SK	QH	FF	FR	INT	PD
at STL - 9/7*.....	1	1	2	1.0	0.0	1	0	0	0	0
vs. NE - 9/14*.....	0	1	1	1.0	0	0	0	0	0	0
at NO - 9/21.....	2	0	2	0.0	0	0	0	0	0	0
vs. ATL - 9/28*.....	3	3	5	0.0	3	0	0	0	0	0
at GB - 10/2*.....	1	1	2	1.0	4	0	0	0	0	0
vs. DET - 10/12*.....	0	3	3	0.0	0	0	0	0	0	0
at BUF - 10/19*.....	3	3	6	1.0	6	0	0	0	0	0
at TB - 10/26*.....	5	4	9	1.0	5	0	0	0	0	0
vs. WAS - 11/2*.....	2	4	6	1.0	0.5	6	0	0	0	0
at CHI - 11/16*.....	5	2	7	2.0	2	0	0	0	0	0
vs. GB - 11/23.....	INACTIVE									
vs. CAR - 11/30.....	1	0	1	1.0	4	0	0	0	0	0
vs. NYJ - 12/7.....	0	2	2	0.0	2	0	0	0	0	0
at DET - 12/14.....	INACTIVE									
at MIA - 12/21*.....	2	3	5	1.0	4	0	0	0	0	0
vs. CHI - 12/28*.....	3	1	4	1.0	6	0	0	0	0	1
<b>2014... GP/GS: 14/11... 27</b>	<b>28</b>	<b>55</b>	<b>11</b>	<b>4.5</b>	<b>43</b>	<b>0</b>	<b>0</b>	<b>0</b>	<b>0</b>	<b>1</b>

**FLOYD'S SACKS**

GAME	QB	SACK
vs. Pittsburgh, 9/29/13.....	Ben Roethlisberger.....	0.5
vs. Carolina, 10/13/13.....	Cam Newton.....	1.0
vs. Chicago, 12/1/13.....	Josh McCown.....	1.0
at Green Bay, 10/2/14.....	Aaron Rodgers.....	1.0
@ Buffalo, 10/19/14.....	Kyle Orton.....	1.0
@ Tampa Bay, 10/26/14.....	Mike Glennon.....	1.0
vs. Washington, 11/2/14.....	Robert Griffin III.....	0.5
vs. Carolina, 11/30/14.....	Cam Newton.....	1.0
vs. San Diego, 9/27/15.....	Philip Rivers.....	0.5
vs. Kansas City, 10/18/15.....	Alex Smith.....	0.5
vs. Chicago, 12/20/15.....	Jay Cutler.....	0.5
@ Green Bay, 1/3/16.....	Aaron Rodgers.....	1.0
<b>Total.....</b>		<b>9.5</b>

2015.....	U	A	T	TFL	SK	QH	FF	FR	INT	PD
at SF - 9/14 *.....	0	1	1	0.0	0	0	0	0	0	0
vs. DET - 9/20 *.....	1	2	0	0.0	4	0	0	0	0	0
vs. SD - 9/27 *.....	1	0	1	0.5	4	0	0	0	0	0
at DEN - 10/4 *.....	0	1	1	0.0	2	0	0	0	0	0
vs. KC - 10/18 *.....	1	2	2	0.5	5	0	0	0	0	0
at DET - 10/25.....	INACTIVE									
at CHI - 11/1.....	INACTIVE									
vs. STL - 11/8.....	INACTIVE									
at OAK - 11/15.....	0	0	0	0.0	1	0	0	0	0	0
vs. GB - 11/22 *.....	1	1	2	1.0	0	0	0	0	0	0
at ATL - 11/29 *.....	2	1	3	1.0	0	0	0	0	0	0
vs. SEA - 12/6 *.....	6	1	7	0.0	0	0	0	0	0	0
at AZ - 12/10 *.....	4	3	7	0.0	0	0	0	0	0	0
vs. CHI - 12/20 *.....	2	0	2	1.0	1	0	0	0	0	1
vs. NYG - 12/27 *.....	1	1	2	0.0	0	0	0	0	0	0
at GB - 1/3/16 *.....	2	5	7	1.0	3	0	0	0	0	0
<b>2015... GP/GS: 13/12... 21</b>	<b>16</b>	<b>37</b>	<b>7</b>	<b>2.5</b>	<b>20</b>	<b>0</b>	<b>0</b>	<b>0</b>	<b>0</b>	<b>1</b>

**PLAYOFFS**

vs. SEA - 1/10/16 *.....	3	1	4	2.0	3	0	0	0	0	0
2016.....	U	A	T	TFL	SK	QH	FF	FR	INT	PD
at TN - 9/11.....	0	0	0	0.0	0	0	0	0	0	0
vs. GB - 9/18.....	INACTIVE									
at CAR - 9/25.....	INACTIVE									
vs. NYG - 10/3.....	INACTIVE									
vs. HOU - 10/9.....	INACTIVE									
at PHI - 10/23.....	INACTIVE									
at CHI - 10/31.....	INACTIVE									
vs. DET - 11/6.....	INACTIVE									
at WAS - 11/13.....	INACTIVE									
vs. ARI - 11/20.....	INACTIVE									
at DET - 11/24.....	INACTIVE									
vs. DAL - 12/1.....	INACTIVE									
at JAX - 12/11.....	INACTIVE									
vs. IND - 12/18.....	INJURED RESERVE									
at GB - 12/24.....	INJURED RESERVE									
vs. CHI - 1/1/17.....	INJURED RESERVE									
<b>2016... GP/GS: 1/0... 0</b>	<b>0</b>	<b>0</b>	<b>0</b>	<b>0.0</b>	<b>0</b>	<b>0</b>	<b>0</b>	<b>0</b>	<b>0</b>	<b>0</b>



## #2 KAI FORBATH

**POSITION:** KICKER  
**HEIGHT/WEIGHT:** 5-11/197  
**DOB:** 9-2-87  
**HOMETOWN:** SANTA MONICA, CA

**COLLEGE:** UCLA  
**ACQUIRED:** FA '16  
**NFL SEASON:** 6  
**VIKINGS SEASON:** 2

**2016 GP/GS**  
7/0

**Career GP/GS**

58/0 (41/0 -WAS; 10/0 -NO; 7/0-MIN)

**Playoffs GP/GS**  
1/0-WAS

- Signed as a free agent by the Vikings on 11/16/16.
- Teammates at UCLA with fellow Vikings specialist LS Kevin McDermott. Both were at UCLA together from 2008-10.
- 2nd all-time in Redskins history for career FG percentage (min 50 att.) after going 60 of 69 (87.0%) on FGs during his 41 games with Washington.

**OFF THE FIELD** Full name is Kai August Forbath...History major at UCLA...Took part in the Vikings Town Takeover in Morris, Minnesota during the 2017 offseason.

**HONORS** Named **NFC Special Teams Player of the Week** at Dallas (10/27/14).

**PRO** 84 of 97 (86.6%) on FGs, including 6 game-winners, and 135 of 141 (95.7%) on PATs...Kicked for the New Orleans Saints for the final 10 games of 2015...Went 9 of 13 (69.2%) on FGs and 33 of 34 (97.1%) on PATs as a Saint...Made a career-best 2 FGs from 50+ yards in 2015 with New Orleans, including a 50-yard game-winner as time expired vs. NY Giants (11/1/15) and a career-long 57-yarder vs. Houston (11/29)...Released by New Orleans on 9/6/16 as a part of final cuts...First signed with the Saints on 10/19/15 before re-signing with them on 3/10/16...Kicked for the Redskins in Week 1 of the 2015 season going 1-of-2 on FGs and 1 of 1 on PATs before being cut 9/14/15...With Washington in 2014, connected on a career-high 24-of-27 (88.9%) FGs and 31-of-32 (96.9%) PATs while appearing in all 16 games for the only time in his career...Appeared in 13 games in 2013, missing 3 due to a groin injury...Went 18 of 22 (81.8%) on FGs and 26 of 26 on PATs in 2013 with the Redskins...Signed with the Redskins on 10/9/12 season and had a record setting-setting first season...Made his 1st 17 career FG attempts, setting an NFL record, which has since been tied, for consecutive makes to start a career...Finished 17 of 18 (94.4%) on FGs and 33 of 34 (97.1%) on PATs in 2012...Spent the 2012 offseason and training camp with Tampa Bay before being released during final cuts on 8/31/12...Claimed by the Buccaneers on 4/17/12 after being waived by Dallas...Originally signed with Dallas as an undrafted free agent following the lock out in 2011 (8/2) and was placed on the NFL (Non-football injury) list (8/30) where he spent the entire 2011 season.

**2016** Converted all 15 of his FG attempts after signing with the Vikings in Week 11, the 3rd most (tied) in the NFL during that span...Made a 21-yard FG and all 5 PATs vs. Chicago (11/1/17)...Made both FGAs - from 22 and 26 yards - at Green Bay (12/14)...Connected from 32 and 51 yards vs. Indianapolis (12/18)...Matched a career high with 4 FGM to remain perfect on the season at Jacksonville (12/11)...Made all 3 FGAs - from 48, 36 and 33 yards - vs. Dallas (12/1)...Was perfect on 3 kicks - 2 FGAs (30 and 28 yards) and 1 PAT - at Detroit (11/24)...Connected on 3 of 4 PATs and his lone FGA (27 yards), adding 1 special teams tackle, in his Vikings debut vs. Arizona (11/20)...Also yielded a career-high-tying 5 TBs on 6 KO's against the Cardinals...Signed with the Vikings on 11/16...Spent the 2016 offseason and training camp with New Orleans before being released on 9/6 during final cuts.

**2015** Kicked in 1 game for Washington, going 1 of 2 on FGs and 1 of 1 on PATs before being released on 9/14...Signed with New Orleans on 10/21...Led the team with 60 points after going 9 of 13 on FGs and 33 of 34 on PATs in 10 games...Recorded 21 TBs on 49 kickoffs...Converted both FG attempts, including a 30-yard game-winner in the season finale at Atlanta (1/3/16)...Connected on 2-of-2 FGs, including a career-long 57-yard boot, the 3rd longest in Saints history, at Houston (11/29)...Made all 7 of his PAT attempts, a career best, and kicked the game-winning 50-yard FG vs. NY Giants (11/1)...Was 3 of 4 on PATs in 1st game as a Saint at Indianapolis (10/25).

**2014** Played in all 16 games for the only time in his career...Had the 3rd-highest single-season percentage in team history going 24 of 27 (88.9) on FGs, trailing only Mark Moseley (95.2%, 1992) and his own mark in 2012 (94.4%)...Scored career-high 103 points...Pushed his career-long streak of consecutive FGs made, extending back to 2013, to 18 before missing at Philadelphia (9/21)...Made career-high 4 FGs, including a game-winning 22-yard kick as time expired vs. Tennessee (10/19)...Kicked game-winning FGs vs. Dallas (10/27) - a 40-yarder in OT - and vs. Philadelphia - a 26-yarder with 5 seconds remaining.

**2013** Missed 3 games early in the season due to a groin injury...Went 18 of 22 (81.8%) on FGs and a perfect 26 of 26 on PATs in 13 games...Connected on his 2nd career 50-yard FG at Kansas City (12/8).

**2012** After being waived by Dallas and claimed by Tampa Bay on 4/17, he spent the 2012 offseason and training camp with the Buccaneers but was released on 8/31...Joined Redskins in Week 6 and set an NFL record, which has since been tied, for consecutive FGs made to start a career with 17...Finished 17 of 18 (94.4%) on FGs and 33 of 34 (97.1%) on PATs on the season...Missed his last FG attempt of the season, a 37-yarder that bounced off the right upright, narrowly missing a perfect 18-of-18 season...Made his NFL debut vs. Minnesota (10/14) where he connected on his 1st career FG attempt - a 50-yarder - and hit 5-of-5 PATs...Connected on both PAT attempts in playoff loss vs. Seattle (1/6/13).

**2011** Signed with Dallas after the lockout on 8/2 and was placed on the Non-Football Injury (NFI) list on 8/30 where he remained the entire season.

**COLLEGE** Was at UCLA from 2006-10 after redshirting his 1st year on campus...Was ranked 2nd in school history with a career 84.2 FG percentage and tied for 1st on the career list with 85 FGs when he left school...Won the Lou Groza Award (Top Kicker) in 2009 and was a semifinalist in 2010...Earned several 1st-Team All-American honors in 2009...Named 2nd-Team All-Pac 10 by the AP in 2009...Selected by the coaches as 1st-Team All-Pac 10 in 2009 and 2nd Team All-Pac 10 in 2008 and 2010.

**PREP** Attended Notre Dame HS in Sherman Oaks, CA...Helped his team win 3 CIF Championships and post an overall 35-1 record...Had a 57-yard long FG...Named 1st team All-American by *USA Today* and rated the #1 kicker in his class by *ESPN.com*.

## FORBATH'S NFL TOTALS

## SCORING

Year	GP	FG	FGA	Pct	Lg	Blk	XP	XPA	Pct	Blk	Pts
2012 (Was)	11	17	18	94.4	50	0	33	34	97.1	1	84
Playoffs	1	0	0	--	--	--	2	2	100.0	0	2
2013 (Was)	13	18	22	81.8	50	2	26	26	100.0	0	80
2014 (Was)	16	24	27	88.9	49	0	31	32	96.9	1	103
2015 (Was)	1	1	2	50.0	45	0	1	1	100.0	0	4
(NO)	10	9	13	69.2	57	2	33	34	97.1	0	60
Totals	11	10	15	66.7	57	2	34	35	97.1	0	64
2016 (Min)	7	15	15	100.0	51	0	11	14	78.6	1	56
<b>Totals</b>	<b>58</b>	<b>84</b>	<b>97</b>	<b>86.6</b>	<b>57</b>	<b>4</b>	<b>135</b>	<b>141</b>	<b>97.1</b>	<b>3</b>	<b>387</b>
Playoffs	1	0	0	--	--	--	2	2	100.0	0	2

## FIELD GOALS

Year	1-19	Pct	20-29	Pct	30-39	Pct	40-49	Pct	50+	Pct
2012 (Was)	0/0	--	3/3	100.0	2/3	66.6	11/11	100.0	1/1	100.0
Playoffs	0/0	--	0/0	--	0/0	--	0/0	--	0/0	--
2013 (Was)	0/0	--	3/4	75.0	10/10	100.0	4/6	66.7	1/2	50.0
2014 (Was)	0/0	--	11/11	100.0	6/7	85.7	7/8	87.5	0/1	0.0
2015 (Was)	0/0	--	0/0	--	0/0	--	1/2	50.0	0/0	--
(NO)	0/0	--	2/3	66.7	3/4	75.0	2/3	66.6	2/3	66.6
Totals	0/0	--	2/3	66.7	3/4	75.0	3/5	60.0	2/3	66.6
2016 (Min)	0/0	--	5/5	100.0	5/5	100.0	4/4	100.0	1/1	100.0
<b>Totals</b>	<b>0/0</b>	<b>--</b>	<b>24/26</b>	<b>92.3</b>	<b>26/29</b>	<b>89.7</b>	<b>29/34</b>	<b>85.3</b>	<b>5/8</b>	<b>62.5</b>
Playoffs	0/0	--	0/0	--	0/0	--	0/0	--	0/0	--

## SINGLE-GAME CAREER HIGHS

FG Attempts ..... 4..... at Dallas, 10/13/13; vs. Tennessee, 10/19/14; at Jacksonville, 12/11/16  
 FG Made ..... 4..... vs. Tennessee, 10/19/14; at Jacksonville, 12/11/16  
 Long FG ..... 57..... at Houston, 11/29/15  
 PAT Attempts ..... 7..... at NY Giants, 11/1/15  
 PAT Made ..... 7..... at NY Giants, 11/1/15  
 Kickoff Touchbacks..... 5..... vs. Jacksonville, 12/27/15; vs. Arizona, 11/20/16  
 Points ..... 13..... vs. Tennessee, 10/19/14; at Jacksonville, 12/11/16

## CONSISTENT KAI

Kai Forbath made all 15 of his FG attempts after joining the Vikings in Week 11 of the 2016 season, tied for the 3rd most in the NFL during that span. In 2013, Forbath connected on the 1st 17 FG attempts of his career, setting an NFL record that has since been tied.

## FGs MADE SINCE WEEK 11 - 2016 / NFL

RK.	PLAYER (TEAM)	FGM	FGA	PCT.	PTS.
1.	Nick Novak (Hou)	16	17	94.1	56
	Justin Tucker (Bal)	16	17	94.1	63
3.	<b>Kai Forbath (Min)</b>	<b>15</b>	<b>15</b>	<b>100.0</b>	<b>56</b>
	Graham Gano (Car)	15	19	78.9	56
	Stephen Gostkowski (NE)	15	17	88.2	64
	Matt Prater (Det)	15	17	88.2	57

## FORBATH'S GAME WINNERS (6)

DATE	FG	TIME	FINAL	
12/9/12	vs. Baltimore	34	11:37 OT	31-28
10/19/14	vs. Tennessee	22	0:00	19-17
10/27/14	at Dallas	40	9:43 OT	20-17
12/20/14	vs. Philadelphia	26	0:05	27-24
11/1/15	vs. New York Giants	50	0:00	52-49
1/3/16	at Atlanta	30	0:00	20-17

## FORBATH'S 50-YARDERS (5)

DATE	FG	FINAL	
10/14/12	vs. Minnesota	50	W, 38-26
12/8/13	at Kansas City	50	L, 10-45
11/1/15	vs. NY Giants	50	W, 52-49
11/29/15	at Houston	57	L, 6-24
12/18/16	vs. Indianapolis	51	L, 6-34


**FORBATH'S CAREER GAME-BY-GAME**

2012..... WASHINGTON..... PAT	FG	PTS	Fgs (missed)
10/14...@ Minnesota.....	5-5	1-1	8 50
10/21...@ NY Giants.....	2-2	3-3	11 20, 43, 45
10/28...@ Pittsburgh.....	0-1	2-2	6 48, 45
11/4... Carolina.....	1-1	2-2	7 47, 25
11/18... Philadelphia.....	4-4	1-1	7 25
11/22...@ Dallas.....	5-5	1-1	8 48
12/3... NY Giants.....	2-2	1-1	5 33
12/9... Baltimore.....	2-2	3-3	11 48, 49, 34
12/16...@ Cleveland.....	5-5	1-1	8 44
12/23...@ Philadelphia.....	3-3	2-2	9 45, 42
12/30... Dallas.....	4-4	0-1	4 (37)
<b>2012.....</b>	<b>33-34</b>	<b>17-18</b>	<b>84</b>
<b>2012 PLAYOFFS</b>			
1/6/13... Seattle.....	2-2	0-0	2
<b>2013..... WASHINGTON..... PAT</b>			
9/9... vs. Philadelphia.....	3-3	0-1	3 (40)
10/13...@ Dallas.....	1-1	3-4	10 20, 32, 33, (49)
10/20... vs. Chicago.....	6-6	1-1	9 38
10/27...@ Denver.....	3-3	0-0	3
11/3... vs. San Diego.....	3-3	1-3	6 25, (59), 47
11/7...@ Minnesota.....	3-3	2-2	9 20, 40
11/17...@ Philadelphia.....	0-0	0-0	0
11/25... vs. San Francisco.....	0-0	2-2	6 36, 35
12/1... vs. NY Giants.....	2-2	1-1	5 33
12/8... vs. Kansas City.....	1-1	1-1	4 50
12/15...@ Atlanta.....	2-2	2-2	8 33, 37
12/22... vs. Dallas.....	2-2	3-3	11 36, 22, 47
12/29... vs. NY Giants.....	0-0	2-2	6 31, 49
<b>2013.....</b>	<b>26-26</b>	<b>18-22</b>	<b>80</b>

2014..... WASHINGTON..... PAT	FG	PTS	Fgs (missed)
9/7...@ Houston.....	0-1	0-0	0
9/15... vs. Jacksonville.....	5-5	2-2	11 36, 42
9/21...@ Philadelphia.....	4-4	2-3	10 49, 44, (33)
9/25... vs. NY Giants.....	2-2	0-0	2
10/6... vs. Seattle.....	2-2	1-1	5 27
10/12...@ Arizona.....	2-2	2-2	8 28, 43
10/19... vs. Tennessee.....	1-1	4-4	13 31, 31, 27, 22
10/27...@ Dallas.....	2-2	2-2	8 44, 40
11/2...@ Minnesota.....	2-2	2-2	8 36, 26
11/16... vs. Tampa Bay.....	1-1	0-2	1 (47), (50)
11/23...@ San Francisco.....	1-1	2-2	7 27, 46
11/30...@ Indianapolis.....	3-3	2-2	9 25, 29
12/7... vs. St. Louis.....	0-0	0-0	0
12/14...@ NY Giants.....	1-1	2-2	7 35, 38
12/20... vs. Philadelphia.....	3-3	2-2	9 25, 26
12/28... vs. Dallas.....	2-2	1-1	5 25
<b>2014.....</b>	<b>31-32</b>	<b>24-27</b>	<b>103</b>

2015..... WAS/NO..... PAT	FG	PTS	Fgs (missed)
9/13... vs. Miami.....	1-1	1-2	4 45, (46)
10/25...@ Indianapolis.....	3-4	0-0	3
11/1... vs. NY Giants.....	7-7	1-1	10 50
11/8... vs. Tennessee.....	4-4	0-1	4 (46)
11/15...@ Washington.....	2-2	0-0	2
11/29...@ Houston.....	0-0	2-2	6 30, 57
12/6... vs. Carolina.....	4-4	0-1	4 (38)
12/13...@ Tampa Bay.....	3-3	1-1	6 23
12/21... vs. Detroit.....	3-3	2-2	9 45, 22
12/27... vs. Jacksonville.....	5-5	1-3	8 37, (52), (28)
1/3/16...@ Atlanta.....	2-2	2-2	8 41, 30
<b>2015.....</b>	<b>34-35</b>	<b>10-15</b>	<b>64</b>

2016..... MINNESOTA..... PAT	FG	PTS	Fgs (missed)
11/20... vs. Arizona.....	3/4	1/1	6 27
11/24...@ Detroit.....	1/1	2/2	7 30, 28
12/1... vs. Dallas.....	0/0	3/3	9 48, 36, 33
12/11...@ Jacksonville.....	1/2	4/4	13 43, 32, 40, 46
12/18... vs. Indianapolis.....	0/0	2/2	6 32, 51
12/24...@ Green Bay.....	1/2	2/2	7 22, 26
1/1/17... vs. Chicago.....	5/5	1/1	8 21
<b>2016.....</b>	<b>11/14</b>	<b>15/15</b>	<b>56</b>



**#79 REID FRAGEL**

**POSITION:** TACKLE  
**HEIGHT/WEIGHT:** 6-8/318  
**DOB:** 2-22-91  
**HOMETOWN:** GROSSE POINTE, MI

**COLLEGE:** OHIO STATE  
**ACQUIRED:** FA '17  
**NFL SEASON:** 2  
**VIKINGS SEASON:** 1

<b>2016 GP/GS</b>	<b>Career GP/GS</b>	<b>Playoffs GP/GS</b>
0/0	1/0	0/0

• Joins the Vikings after stints with the Chiefs, Buccaneers, Falcons, Colts, Browns and Bengals.

**OFF THE FIELD** Majored in communications.

**PRO** Drafted by Cincinnati in the 7th round (240th overall) in the 2013 NFL Draft...Spent 8 weeks on the Bengals practice squad in 2013 before being signed to Cleveland's active roster on 10/29/13...Released by Cleveland on 8/30/14...Signed with the Colts practice squad on 9/2/14 and was released on 9/12/14...Signed to Atlanta's practice squad on 9/23/14 and was released on 5/1/15...Claimed via waivers by Tampa Bay on 5/4/15...Was cut on 9/6/15 and added to the Buccaneers practice squad 9/8/15 after spending the offseason and preseason with the team...Made his NFL debut vs. Jacksonville (10/11/15) the day after being elevated from Tampa Bay's practice squad...Cut by Tampa Bay on 11/3/15...Added to the Chiefs practice squad on 12/2/15...Was released on 1/2/16 before being re-signed on 1/4/16...Spent the 2016 offseason and preseason with Kansas City before being cut on 9/3/16...Signed with the Vikings on 1/3/17

**2016** Spent the offseason and training camp with the Chiefs before being released during final cuts.

**2015** Blocked for Tampa Bay's ground attack that generated 183 yards and 2 TDs on 40 carries (4.6 average) in his NFL debut vs. Jacksonville (10/15)...Joined the Chiefs practice squad after being released by the Buccaneers...Acquired by Tampa Bay from Atlanta during the offseason.

**2014** Spent time on the Falcons and Colts practice squads after being released by the Browns during training camp roster cuts.

**2013** Spent 8 weeks on Cleveland's active roster after being signed off Cincinnati's practice squad...Spent the offseason and training camp with the Bengals after being drafted by the club in the 7th round (240th overall).

**COLLEGE** Played 51 games (21 stats) at Ohio State, starting all 12 games at RT during the Buckeyes undefeated, division-championship season as a senior in 2012...Played TE during his 1st 3 seasons, totaling 14 receptions for 185 yards and 1 TD.

**PREP** Prepped at Grosse Pointe South HS where he earned All-American, *Detroit Free Press* Dream Team, All-State and team MVP recognition as a senior...Also played basketball and competed in track and field.

FRAGEL'S CAREER GAMES/STARTS	
Year.....	GP/GS
2015 (TB).....	1/0
<b>Totals.....</b>	<b>1/0</b>

KICKOFF  
EXECUTIVES  
COACHES  
STAFF  
PLAYERS  
ROOKIES  
2016 SEASON  
RECORDS  
PLAYOFF RECORDS  
HISTORY  
EXTRA POINTS



## #15 ISAAC FRUECHTE

**POSITION:** WIDE RECEIVER  
**HEIGHT/WEIGHT:** 6-3/210  
**DOB:** 3-7-91  
**HOMETOWN:** CALEDONIA, MN

**COLLEGE:** MINNESOTA  
**ACQUIRED:** UDFA '15  
**NFL SEASON:** 2  
**VIKINGS SEASON:** 2

**2016 GP/GS**  
1/0

**Career GP/GS**  
1/0

**Playoffs GP/GS**  
0/0

- Targeted with 1 pass and notched 1 special teams tackle in his NFL debut vs. Chicago (1/1/17).
- Spent the entire 2015 season on the Vikings practice squad after signing as undrafted free agent after the 2015 NFL Draft.
- Played collegiately at University of Minnesota and Rochester Community College as well as high school in-state at Caledonia in rural SE Minnesota.

**OFF THE FIELD** Majored in recreation, parks and leisure...Has completed student-teaching duties and aspires to a career in coaching and teaching after football...Avid outdoorsman, enjoys hunting and fishing in his free time along with golf...Father, Carl Fruechte, is state championship-winning high school coach at his alma mater, Caledonia HS...Has 2 sisters, 1 older and 1 younger, who competed collegiately in volleyball at Minnesota State, Mankato and Winona State, respectively...The Vikings honored Caledonia High in spring 2016 for its state title in 2015 and consistent success as Minnesota High School Football Program of the Year with a special 2-day Town Takeover.

**PRO** Made his NFL debut vs. Chicago (1/1/17), posting 1 special teams tackle, after being elevated to the active roster on 12/31/16...Spent entire rookie season, regular season and playoffs on Vikings practice squad...Joins CB Marcus Sherels (Rochester John Marshall), WR Adam Thielen (Detroit Lakes) and C.J. Ham (Duluth Denfeld) as former Minnesota high school products on the Vikings roster...Shares hometown with Tennessee Titans DT Karl Klug, who played for Fruechte's father at Caledonia HS...The Caledonia tandem faced each other in the final preseason game of 2015 with a large crowd from their hometown in Nashville.

**2016** Targeted with 1 pass and tallied 1 special teams stop in his NFL debut vs. Chicago (1/1/17)...Promoted to the 53-man roster from the practice squad on 12/31...Joined the Vikings practice squad on 9/27 after a brief stint with Detroit.

**2015** Spent season on Vikings practice squad...Caught 6 passes for 49 yards in preseason action for the Vikings...Originally joined Vikings as a rookie free agent following rookie camp.

**COLLEGE** Started 18 of the 38 games in 3 seasons at Minnesota after transferring from Rochester Community College following his freshman season...Reeled in 18 passes for

292 yards and a TD as a senior...Earned UM's Wide Receiver of the Year as a senior and in 2011 as a sophomore...Had career-best 105 yards receiving at Illinois as a senior and scored his lone TD of the year...Caught a TD pass vs. New Hampshire and at Iowa as a sophomore...Posted career-high 19 catches as sophomore in 2012...Had 805 yards and 9 TDs at RCC.

**PREP** Standout on perennial state power Caledonia, where he helped the Warriors to the 2007 and 2008 state championships in Class 2A, 3 section titles, 3 titles in the 3 Rivers Conference...Named Honorable Mention *Associated Press* All-State as a junior and senior...Earned 4 bids to state track-and-field meet.

### FRUECHTE'S CAREER GAME-BY-GAME (\*starts)


2016	MINNESOTA	No.	Yards	Avg.	Long	TD
9/11	@ Tennessee					
9/18	vs. Green Bay					
9/25	@ Carolina					
10/3	vs. NY Giants					
10/9	vs. Houston					
10/23	@ Philadelphia					
10/31	@ Chicago					
11/6	vs. Detroit					
11/13	@ Washington					
11/20	vs. Arizona					
11/24	@ Detroit					
12/1	vs. Dallas					
12/11	@ Jacksonville					
12/18	vs. Indianapolis					
12/24	@ Green Bay					
1/1/17	vs. Chicago	0	0	0.0	0	0
<b>2016</b>	<b>GP/GS: 1/0</b>	<b>0</b>	<b>0</b>	<b>0.0</b>	<b>0</b>	<b>0</b>

### FRUECHTE'S NFL TOTALS

Year	GP/GS	RECEIVING					
		No.	Yds.	Avg.	Lg	TD	STT
2016 (Min)	1/0	0	0	0.0	0	0	1
<b>Total</b>	<b>1/0</b>	<b>0</b>	<b>0</b>	<b>0.0</b>	<b>0</b>	<b>0</b>	<b>1</b>

## VIKINGS ORIGINAL STARTING LINEUP

The Vikings have seen the NFL change dramatically over the years. The players who started the upset win over Chicago in the 1961 opener were a mix of future stars and aging veterans who were embarking on a new adventure with the NFL's fledgling franchise. The team started veteran signal-caller George Shaw instead of rookie phenom Fran Tarkenton, a footnote in history to Tarkenton's Hall of Fame career. Tarkenton came off the bench late in the 1st quarter to spearhead the Vikings to a win over the same Bears club that posted a dominating 30-7 win only two weeks prior in a preseason game played in Cedar Rapids, IA.



Tarkenton threw 4 TD passes and hit on 17-of-23 passes for 250 yards. The Vikings opened the scoring in the game with a Mike Mercer FG. Tarkenton connected with Bob Schnelker on the 1st TD pass of his career on a 14-yard toss. Tarkenton went on to throw TDs to Jerry Reichow from 29 yards, Hugh McElhenry from a yard out and ran for a 3-yard TD himself on a QB keeper. He rounded out the day with a 2-yard TD pass to Dave Middleton, and the upstart Vikings notched a 37-13 win.

### VIKINGS STARTING LINEUP IN 1961 OPENER VS. CHICAGO

WR	.....	Dave Middleton	6-1, 190, 7th Year, Auburn
LT	.....	Grady Alderman	6-3, 235, 2nd Year, Detroit
LG	.....	Gerry Huth	5-11, 228, 4th Year, Wake Forest
C	.....	Bill Lapham	6-3, 250, 2nd Year, Iowa
RG	.....	Mike Rabold	6-2, 240, 3rd Year, Indiana
RT	.....	Frank Youso	6-4, 260, 4th Year, Minnesota
TE	.....	Bob Schnelker	6-4, 215, 9th Year, Bowling Green
WR	.....	Dick Haley	5-10, 195, 2nd Year, Pittsburgh
QB	.....	George Shaw	6-0, 185, 7th Year, Oregon
HB	.....	Hugh McElhenry	6-1, 190, 10th Year, Washington
FB	.....	Mel Triplett	6-1, 215, 7th Year, Toledo
DE	.....	Jim Marshall	6-3, 230, 2nd Year, Ohio State
DT	.....	Bill Bishop	6-4, 250, 10th Year, North Texas State
DT	.....	Ed Culpepper	6-1, 255, 4th Year, Alabama
DE	.....	Don Joyce	6-3, 255, 11th Year, Tulane
LB	.....	Dick Grecni	6-1, 230, Rookie, Ohio
LB	.....	Rip Hawkins	6-3, 230, Rookie, North Carolina
LB	.....	Clancy Osborne	6-3, 217, 3rd Year, Arizona State
CB	.....	Jack Morris	6-0, 190, 4th Year, Oregon
CB	.....	Dick Pesonen	6-0, 190, 2nd Year, Minnesota-Duluth
SS	.....	Rich Mostardi	5-11, 188, 2nd Year, Kent State
FS	.....	Charlie Sumner	6-1, 195, 5th Year, William & Mary



## #97 EVERSON GRIFFEN

**POSITION:** DEFENSIVE END  
**HEIGHT/WEIGHT:** 6-3/273  
**DOB:** 12-22-87  
**HOMETOWN:** AVONDALE, AZ

**COLLEGE:** SOUTHERN CALIFORNIA  
**ACQUIRED:** D4 (#100) '10  
**NFL SEASON:** 8  
**VIKINGS SEASON:** 8

**2016 GP/GS**  
16/16

**Career GP/GS**  
106/48

**Playoffs GP/GS**  
2/1

• Named to consecutive **Pro Bowls** in 2015 and 2016, joining Jim Marshall, Carl Eller, Chris Dooleman and Jared Allen as the only Vikings DEs to earn Pro Bowl honors.

• Scored on a 20-yard fumble return vs. Chicago (1/1/17), ranking 2nd (tied) among active defensive linemen with 3-career TDs.

• Ranks 5th in the NFL since 2014 with 30.5 sacks.

• Attended same high school, Agua Fria in Avondale, AZ, as Vikings Hall of Famer Randall McDaniel.

**OFF THE FIELD** Active in the *Leaders of Tomorrow* program that makes meals available for school-age kids in Minnesota... Married, has 2 sons, Greyson and Ellis... Takes part in the annual Vikings blood drive and community events with teammates... One of the most active Vikings in the team's off-the-field charitable endeavors... Majored in sociology at USC... Enjoys fishing and being on the water in his free time, with boating, wave runners and water skiing among his favorite activities... Looked up to Vikings legend Randall McDaniel as a young athlete.

**HONORS** Earned **Pro Bowl** honors in 2015 and 2016... Named **NFC Defensive Player of the Week** for game at Carolina (9/25/16)... Named **NFC Defensive Player of the Week** for game at Green Bay (1/3/16)... Named **NFC Defensive Player of the Month** in October 2014... Tabbed 2014 **Vikings Defensive MVP**.

**PRO** Named to consecutive **Pro Bowls** following 2015 and 2016 seasons... Registered 8 sacks in 2016, 2nd on the team... Led Vikings with 10.5 sacks in 2015... Earned **NFC Defensive Player of the Week** in 2015 regular-season finale when team clinched NFC North title on Packers home field, taking the title away after a 4-year streak of Green Bay holding it... Has 10.0 career sacks against rival Aaron Rodgers of the Packers, including playoffs and 3.0 in 2016... Has scored 3 career TDs: fumble return vs. Chicago (1/1/17), INT return at St. Louis (12/16/12) and blocked punt return vs. Carolina (11/30/14)... Named the Vikings 2014 **Defensive MVP**... Re-signed with Vikings prior to the opening of free agency in 2014 offseason... Named **NFC Defensive Player of the Month** in October 2014 after recording 6.0 sacks and a FF in 4 contests... Recorded 5.5 sacks in 2013, including 2.5 in the last 2 games of season... Had 1st FF of his career vs. Pittsburgh in the NFL International Series in London (9/29/13)... Made impact on Vikings defense in 2012, ranking 3rd on team with 8.0 sacks... Scored 1st career TD on 1st career INT at St. Louis (12/16/12), taking back a Sam Bradford pass 29 yards for a TD... Posted career-best 3.0 sacks vs. Green Bay (12/30/12) in regular season

### GRIFFEN GRINDING

Everson Griffen is 5th in the NFL since 2014 with 30.5 sacks, trailing only J.J. Watt among DEs. Griffen totaled 12.0 sacks in 2014, 10.5 in 2015 and 8.0 in 2016.

#### 2014-16 NFL SACKS

PLAYER	SACKS
J.J. Watt, Houston, DE	39.5
Von Miller, Denver, LB	38.5
Ryan Kerrigan, Washington, LB	34.0
Justin Houston, Kansas City, LB	33.5
Everson Griffen, Minnesota, DE	30.5

finale, a must-win game that gave the Vikings a playoff berth... Ranked 4th on team in 2011 with 4.0 sacks despite not starting a game... Notched 18 special teams tackles in 2011 (2nd on team)... Carved out role on special teams to get playing time as a rookie, seeing action in final 11 games of season... Burst onto scene with 5 tackles in his 1st career game at Green Bay (11/21/10)... Selected with the 2nd pick in the 4th round of the 2010 NFL Draft (100th overall)... Declared for draft as a junior.

**2016** Named to 2nd consecutive **Pro Bowl**... Combined with Danielle Hunter (12.5) and Brian Robison (7.5) - the NFL's only DE trio with 7-plus sacks each - for the NFL's 2nd-most sacks by DEs (28.0)... Helped lead the NFL's 3rd-ranked defense (314.9 ypg), totaling 61 tackles (41 solo), 10 TFL, 8.0 sacks, 68 QBHs, 2 FF, 3 FR (1 returned for a TD) and 1 PD... Posted 3 tackles, 2 QBHs and his 3rd-career TD on a 20-yard fumble return vs. Chicago (1/1/17)... Recorded 2 tackles and 3 QBHs at Green Bay (12/24)... Notched 3 tackles, 2.0 sacks, 2 TFL, 3 QBHs and 1 PD at Jacksonville (12/11)... Registered a career-high 10 tackles (8 solo), 5 QBHs, 1 FF and 1 FR vs. Dallas (12/1)... Forced a WR Lucky Whitehead fumble and recovered a QB Dak Prescott fumble, which was forced on a DE Brian Robison strip-sack, against the Cowboys... Notched 2 tackles and 3 QBHs in his 100th career game vs. Arizona (11/20)... Tallied 6 tackles, 5 QBHs and 1 FR, which led to a Minnesota TD 4 plays later, at Washington (11/13)... Posted a 7 stops, 2 TFL, 1 sack and 4 QBHs vs. Detroit (11/6)... Recorded 5 tackles, including 1 sack, at Chicago (10/31)... Registered 3 tackles and 2 QBHs at Philadelphia (10/23)... Notched 4 stops and a career-high 11 QBHs vs. Houston (10/9)... Recorded 1 solo stop vs. NY Giants (10/3)... Registered 4 tackles 3 TFL, 3.0 sacks and 9 QBHs at Carolina (9/25) and was named **NFC Defensive Player of the Week**... Totaled 3 tackles, including 2 TFL and 1 sack, 5 QBHs and 1 FF vs. Green Bay (9/18)... Tallied 3 tackles and 5 QBHs at Tennessee (9/11).

**2015** Keyed Vikings run to NFC North title and playoff berth by leading team in sacks with 10.5... Earned **Pro Bowl** honors for the 1st time in his career and was tabbed **NFC Defensive Player of the Week** at Green Bay (1/3/16)... Helped Vikings defense rank #13 in total defense... Earned NFC honors for Green Bay game when he had 6 tackles, 2.0 sacks and forced a fumble on a sack that was returned 55 yards for a TD by Captain Munnerlyn to help win at Lambeau Field for the 1st time since 2009 and wrestle the NFC North title away from the Packers after 4 years... Started playoff game vs. Seattle (1/10/16) and notched a sack on Russell Wilson... Had 3-game streak with a sack in middle of season, at Oakland, vs. Green Bay and at Atlanta... Had season-high 6 tackles at Green Bay (1/3/16) and in Wild Card playoff game vs. Seattle (1/10/16).

**2014** Had a breakout season in his 1st year as a full-time starter, helping the Vikings defense have the most improved defense in the NFL in 2014... 2014 **Vikings Defensive MVP**... Recorded a career-best 12.0 sacks on the season in 16 contests... Started 16 games after entering the season after posting 1 start in his opening 4 seasons... Named **NFC Defensive Player of the Month** in October after recording 6.0 sacks and a FF in 4 games... Returned a Jasper Brinkley blocked punt 43 yards vs. Carolina (11/30) for the longest blocked punt return TD in franchise history and the 2nd Vikings blocked punt return TD on the day, a franchise record and tying an NFL record for 2 blocked punt return TDs by the same team in 1 game... Recorded a sack in 5 consecutive games, a career-long streak... Had career day at Buffalo (10/19) when he recorded a career-high 9 tackles and



tied a career-high with 3.0 sacks...Notched multiple sacks in 3 games, including the season-opening win at St. Louis.

**2013** Finished with 5.5 sacks, including 2.5 in the final 2 games of the season...Recorded the game-winning strip-sack against Pittsburgh in the NFL International Series in London (9/29), the 1st FF of his career...Tipped a Jay Cutler pass at Chicago (9/15) that led to a Kevin Williams interception in the end zone for a touchback...Recorded sacks in back-to-back games twice during the season...Had a career-best 6 tackles and tied a career high with 3.0 TFLs at Cincinnati (12/22).

**2012** Came on strong late in season, posting 5.0 sacks, 1 INT, 1 TD and 16 QB hurries in the final 7 games...Had a sack in his playoff debut at Green Bay (1/5/13) in NFC Wild Card game...Posted career-best 3.0 sacks vs. Green Bay (12/30) in regular-season finale win over Packers that gave the Vikings a playoff berth...Started 1st career game at Houston (12/23)... Scored 1st career TD on 1st career INT at St. Louis (12/16/12), taking back a Sam Bradford pass 29 yards for a TD...His 3rd-yard INT return TD ranks as the 4th-longest in Vikings history by a defensive lineman...Posted a 22-yard sack against Andrew Luck at Indianapolis (9/16), the 3rd-longest sack in team history.

**2011** Played in all 16 games, notching 4.0 sacks (4th on team)...Ranked 2nd on team with 18 special teams tackles... Posted 1st career sack vs. Tampa Bay (9/18) when he caught Josh Freeman...Notched career-best 3 special teams tackles at Kansas City (10/2) and vs. Green Bay (10/23)...Versatile special teamer that played as a gunner on punt coverage at times as well as serving as a regular on return units...Contributed to the Vikings 50.0 sacks on the season, tied for 1st in the NFL... Helped Vikings special teams unit set a then-team record with 26.9 kickoff return average for the season and tied for 1st in the NFL with 4 kickoff returns of 50+ yards.

**2010** Played in final 11 games after being inactive for the opening 5 contests...Notched career-high 5 tackles vs. Green Bay (11/21)...Had 5 QB hurries in a 5-game span with a season-high 2 vs. Buffalo (12/5)...Posted 8 special teams tackles, notching season-high 2 at Chicago (11/14) and at Detroit (1/2/11).

**COLLEGE** Helped USC win or tie for Pac-10 titles in 2007 and 2008...Trojans won Rose Bowl as a freshman and sophomore, topping Illinois as a freshman and Penn State as a sophomore... USC won Emerald Bowl over Boston College as a junior...Earned 2nd-Team All-Pac-10 honors as a junior...Burst onto the scene as a true freshman, starting 2 games...Started 2007 opener vs. Idaho as a true freshman, becoming the 1st USC true freshman to start an opener since Tim Ryan in 1986...Notched career-high 3.5 sacks vs. Oregon State as a true freshman.

**PREP** Attended Agua Fria High in Avondale, AZ...Named Super Prep and Scout.com Player of the Year in Arizona...Consensus All-America...Gatorade Circle of Champions Player of the Year for Arizona...Had 16.0 sacks on defense and ran for 1,251 yards and 20 TDs on offense as a senior...Earned 1st-Team All-Region in basketball...Competed as a shot putter...Played AAU hoops.

## TREACHEROUS TRIO

Everson Griffen combined with Danielle Hunter (12.5) and Brian Robison (7.5) – the NFL’s only DE trio with 7-plus sacks – for the NFL’s 2nd-most sacks by DEs (28.0) in 2016. No team in the league had more 2-plus sack performances by DEs than the Vikings in 2016.

### 2+ SACK GAMES BY DEs IN 2016

PK.	TEAM	GAMES
1.	Minnesota Vikings	5
2.	New England Patriots	4
	New York Giants	4
4.	San Diego Chargers	3
	Seattle Seahawks	3

### GRIFFEN'S SACKS (\*Playoffs)

GAME	QB	SACKS
vs. Tampa Bay, 9/18/11	Josh Freeman	1.0
@ Kansas City, 10/2/11	Matt Cassel	1.0
vs. Green Bay, 10/13/11	Aaron Rodgers	1.0
@ Atlanta, 11/27/11	Matt Ryan	1.0
@ Indianapolis, 9/16/12	Andrew Luck	1.0
@ Detroit, 9/30/12	Matthew Stafford	2.0
vs. Detroit, 11/11/12	Matthew Stafford	1.0
vs. Chicago, 12/9/12	Jay Cutler	1.0
vs. Green Bay, 12/30/12	Aaron Rodgers	3.0
@ Green Bay, 1/5/13*	Aaron Rodgers	1.0
vs. Pittsburgh, 9/29/13	Ben Roethlisberger	1.0
@ Dallas, 11/3/13	Tony Romo	1.0
vs. Washington, 11/7/13	Robert Griffin III	1.0
@ Cincinnati, 12/22/13	Andy Dalton	1.5
vs. Detroit, 12/29/13	Matthew Stafford	1.0
@ St. Louis, 9/7/14	Austin Davis	2.0
@ Green Bay, 10/2/14	Aaron Rodgers	1.0
vs. Detroit, 10/12/14	Matthew Stafford	1.0
@ Buffalo, 10/19/14	Kyle Orton	3.0
@ Tampa Bay, 10/26/14	Mike Glennon	1.0
vs. Washington, 11/2/14	Robert Griffin III	1.0
vs. Carolina, 11/30/14	Cam Newton	2.0
vs. NY Jets, 12/7/14	Geno Smith	1.0
@ San Francisco, 9/14/15	Colin Kaepernick	0.5
vs. Detroit, 9/20/15	Matthew Stafford	1.0
vs. San Diego, 9/27/15	Philip Rivers	1.5
at Detroit, 10/25/15	Matthew Stafford	1.5
at Oakland, 11/15/15	Derek Carr	1.0

vs. Green Bay, 11/22/15	Aaron Rodgers	1.0
at Atlanta, 11/29/15	Matt Ryan	1.0
at Arizona, 12/10/15	Carson Palmer	1.0
at Green Bay, 1/3/16	Aaron Rodgers	2.0
vs. Seattle, 1/10/16*	Russell Wilson	1.0
vs. Green Bay, 9/18/16	Aaron Rodgers	1.0
at Carolina, 9/25/16	Cam Newton	3.0
at Chicago, 10/31/16	Jay Cutler	1.0
vs. Detroit, 11/6/16	Matthew Stafford	1.0
at Jacksonville, 12/11/16	Blake Bortles	2.0
<b>Total</b>		<b>48.0</b>

### GRIFFEN'S INTERCEPTION

GAME	QB	INT
@ St. Louis, 12/16/12	Sam Bradford	1 (29T)
<b>Total</b>		<b>1 (29T)</b>

### GRIFFEN'S TOUCHDOWNS

GAME	PLAY
@ St. Louis, 12/16/12	29 INT Return
vs. Carolina, 11/30/14	43 BP Return
vs. Chicago, 1/1/17	20 FR Return
<b>Total</b>	<b>3 (1 INT, 1 BP, 1 FR)</b>

### GRIFFEN'S 3.0+ SACK PERFORMANCES (3)

GAME	SACKS
vs. Green Bay, 12/30/12	3.0
@ Buffalo, 10/19/14	3.0
at Carolina, 9/25/16	3.0

**GRIFFEN'S NFL TOTALS**

Year.....	GP/GS	Tackles							Special		
		Solo	Asst.	Total	Sacks	INTs	PBU	TFL	QBH	FF/FR	Teams
2010 (Min).....	11/0	5	2	7	0.0	0	0	0	5	0/0	8
2011 (Min).....	16/0	12	3	15	4.0	0	2	4.0	8	0/1	18
2012 (Min).....	16/1	21	15	36	8.0	1 (29t)	3	10.0	27	0/2	7
Playoffs.....	1/0	3	1	4	1.0	0	0	1.0	1	0/0	0
2013 (Min).....	16/0	19	11	30	5.5	0	1	9.0	27	1/0	2
2014 (Min).....	16/16	46	29	75	12.0	0	2	21.0	70	1/0	0
2015 (Min).....	15/15	27	22	49	10.5	0	4	17.0	76	1/0	0
Playoffs.....	1/1	4	2	6	1.0	0	0	2.0	9	0/0	0
2016 (Min).....	16/16	41	20	61	8.0	0	1	10.0	68	2/3	0
<b>Total.....</b>	<b>106/48</b>	<b>171</b>	<b>102</b>	<b>273</b>	<b>48.0</b>	<b>1 (29t)</b>	<b>13</b>	<b>71.0</b>	<b>281</b>	<b>5/6</b>	<b>35</b>
Playoffs.....	2/1	7	3	10	2.0	0	0	3.0	10	0/0	0

**SINGLE-GAME CAREER HIGHS**

- Tackles..... 10 .....vs. Dallas, 12/1/16
- Solo Tackles..... 8 .....vs. Dallas, 12/1/16
- Sacks ..... 3.0 .....vs. Green Bay, 12/30/12; at Buffalo, 10/19/14; at Carolina, 9/25/16
- Interception ..... 1 .....at St. Louis, 12/16/12
- Long INT Return..... 29t .....at St. Louis, 12/16/12
- Fumble Recovery..... 1 .....5x, last vs. Dallas, 12/1/16
- Forced Fumble..... 1 .....6x, last vs. Chicago, 1/1/17
- QB Hurries ..... 11 .....vs. Houston, 10/9/16
- Special Teams Tackles..... 3 .....at Kansas City, 10/2/11; vs. Green Bay, 10/23/11

**GRIFFEN'S CAREER GAME-BY-GAME (\*starts)**

2010.....	U	A	T	TFL	SK	QH	FF	FR	INT	PD	2012.....	U	A	T	TFL	SK	QH	FF	FR	INT	PD	
at NO - 9/9.....	INACTIVE										vs JAC - 9/9.....	0	0	0	0.0	2	0	0	0	0	0	
vs MIA - 9/19.....	INACTIVE										at IND - 9/16.....	1	2	1	1.0	1	0	0	0	0	0	
vs DET - 9/26.....	INACTIVE										vs SF - 9/23.....	0	3	3	0.0	0	0	1	0	0	0	
at NYJ - 10/11.....	INACTIVE										at DET - 9/30.....	1	2	3	3.0	3	0	0	0	0	0	
vs DAL - 10/17.....	INACTIVE										vs TEN - 10/7.....	0	0	0	0.0	2	0	0	0	0	0	
at GB - 10/24.....	0	0	0	0.0	0	0	0	0	0	0	at WAS - 10/14.....	1	2	0	0.0	0	0	0	0	0	0	
at NE - 10/31.....	0	0	0	0.0	0	0	0	0	0	0	vs ARZ - 10/21.....	1	2	3	0.0	1	0	0	0	0	0	
vs ARI - 11/7.....	1	0	1	0.0	1	0	0	0	0	0	vs TB - 10/25.....	0	1	1	0.0	0	1	0	0	0	0	
at CHI - 11/14.....	0	0	0	0.0	1	0	0	0	0	0	at SEA - 11/4.....	1	2	0	0.0	1	0	0	0	0	0	
vs GB - 11/21.....	3	2	5	0.0	1	0	0	0	0	0	vs DET - 11/11.....	3	0	3	1.0	2	0	0	0	0	0	
at WAS - 11/28.....	1	0	1	0.0	0	0	0	0	0	0	at CHI - 11/25.....	0	1	1	0.0	1	0	0	0	0	0	
vs BUF - 12/5.....	0	0	0	0.0	2	0	0	0	0	0	at GB - 12/2.....	4	1	5	0.0	1	0	0	0	0	0	
vs NYG - 12/13.....	0	0	0	0.0	0	0	0	0	0	0	vs CHI - 12/9.....	3	0	3	1.0	1	0	0	0	0	0	
vs CHI - 12/20.....	0	0	0	0.0	0	0	0	0	0	0	at STL - 12/16.....	2	1	3	0.0	3	0	0	1	1	1	
at PHI - 12/26.....	0	0	0	0.0	0	0	0	0	0	0	at HOU - 12/23.....	1	2	1	0.0	7	0	1	0	1	1	
at DET - 1/2.....	0	0	0	0.0	0	0	0	0	0	0	vs GB - 12/30.....	3	0	3	3.0	1	0	0	0	1	1	
<b>2010...GP/GS: 11/0....</b>	<b>5</b>	<b>2</b>	<b>7</b>	<b>0.0</b>	<b>5</b>	<b>0</b>	<b>0</b>	<b>0</b>	<b>0</b>	<b>0</b>	<b>2012...GP/GS: 16/1....</b>	<b>21</b>	<b>15</b>	<b>36</b>	<b>10</b>	<b>8.0</b>	<b>27</b>	<b>0</b>	<b>2</b>	<b>1</b>	<b>3</b>	
<b>2011.....</b>	<b>U</b>	<b>A</b>	<b>T</b>	<b>TFL</b>	<b>SK</b>	<b>QH</b>	<b>FF</b>	<b>FR</b>	<b>INT</b>	<b>PD</b>	<b>2012 PLAYOFFS</b>											
at SD - 9/11.....	0	0	0	0.0	0	0	0	0	0	0	at GB - 1/5/13.....	3	1	4	1.0	1	0	0	0	0	0	
vs TB - 9/18.....	1	0	1	1.0	0	0	0	0	0	0	<b>2013.....</b>	<b>U</b>	<b>A</b>	<b>T</b>	<b>TFL</b>	<b>SK</b>	<b>QH</b>	<b>FF</b>	<b>FR</b>	<b>INT</b>	<b>PD</b>	
vs DET - 9/25.....	1	0	1	0.0	2	0	0	0	0	0	at DET - 9/8.....	0	0	0	0.0	1	0	0	0	0	0	
at KC - 10/2.....	1	0	1	1.0	1	0	0	0	0	0	at CHI - 9/15.....	1	3	4	0.0	0	0	0	0	0	1	
vs ARI - 10/9.....	0	1	1	0.0	0	0	0	1			vs. CLE - 9/22.....	1	1	2	0.0	2	0	0	0	0	0	
at CHI - 10/16.....	0	0	0	0.0	1	0	0	0	0	0	vs. PIT - 9/29.....	2	0	2	2.0	2	1	0	0	0	0	
vs GB - 10/23.....	2	0	2	1.0	2	0	0	0	0	0	vs. CAR - 10/13.....	1	0	1	1.0	1	0	0	0	0	0	
at CAR - 10/30.....	0	0	0	0.0	1	0	0	0	0	0	at NYG - 10/21.....	2	0	2	0.0	1	0	0	0	0	0	
at GB - 11/14.....	0	1	1	0.0	0	0	0	0	0	0	vs. GB - 10/27.....	0	0	0	0.0	2	0	0	0	0	0	
vs OAK - 11/20.....	2	1	3	0.0	1	0	0	0	0	0	at DAL - 11/3.....	1	0	1	1.0	0	0	0	0	0	0	
at ATL - 11/27.....	1	0	1	1.0	0	0	0	0	0	0	vs. WAS - 11/7.....	1	0	1	1.0	3	0	0	0	0	0	
vs DEN - 12/4.....	1	0	1	0.0	0	0	0	0	0	0	at SEA - 11/17.....	0	1	1	0.0	0	0	0	0	0	0	
at DET - 12/11.....	2	0	2	0.0	0	0	0	0	0	0	at GB - 11/24.....	0	2	2	0.0	0	0	0	0	0	0	
vs NO - 12/18.....	1	0	1	0.0	0	0	1	0	1	1	vs. CHI - 12/1.....	1	2	2	0.0	2	0	0	0	0	0	
at WAS - 12/24.....	0	0	0	0.0	0	0	0	0	0	0	at BAL - 12/8.....	3	2	5	0.0	6	0	0	0	0	0	
vs CHI - 1/1.....	0	0	0	0.0	0	0	0	0	0	0	vs. PHI - 12/15.....	0	0	0	0.0	3	0	0	0	0	0	
<b>2011...GP/GS: 16/0....</b>	<b>12</b>	<b>3</b>	<b>15</b>	<b>4.0</b>	<b>8</b>	<b>0</b>	<b>1</b>	<b>0</b>	<b>2</b>	<b>2</b>	at CIN - 12/22.....	5	1	6	3.0	1.5	2	0	0	0	0	
											vs. DET - 12/29.....	1	0	1	1.0	2	0	0	0	0	0	
											<b>2013...GP/GS: 16/0....</b>	<b>19</b>	<b>11</b>	<b>30</b>	<b>9</b>	<b>5.5</b>	<b>27</b>	<b>1</b>	<b>0</b>	<b>0</b>	<b>0</b>	<b>1</b>

2014.....U	A	T	TFL	SK	QH	FF	FR	INT	PD	2016.....U	A	T	TFL	SK	QH	FF	FR	INT	PD
at STL - 9/7*.....3	0	3	2	2.0	4	0	0	0	0	at TN - 9/11*.....3	0	3	0	0.0	5	0	0	0	0
vs. NE - 9/14*.....1	1	2	0	0.0	0	0	0	0	0	vs. GB - 9/18*.....2	1	3	2	1.0	5	1	0	0	0
at NO - 9/21*.....3	2	5	0	0.0	2	0	0	0	0	at CAR - 9/25*.....3	1	4	3	3.0	9	0	0	0	0
vs. ATL - 9/28*.....2	2	4	0	0.0	3	0	0	0	0	vs. NYG - 10/3*.....1	0	1	0	0.0	0	0	0	0	0
at GB - 10/2*.....1	2	3	1	1.0	0	0	0	0	0	vs. HOU - 10/9*.....0	4	4	0	0.0	11	0	0	0	0
vs. DET - 10/12*.....3	3	6	1	1.0	6	0	0	0	0	at PHI - 10/23*.....2	1	3	0	0.0	2	0	0	0	0
at BUF - 10/19*.....7	1	8	3	3.0	3	1	0	0	0	at CHI - 10/31*.....5	0	5	1	1.0	3	0	0	0	0
at TB - 10/26*.....6	1	7	2	1.0	8	0	0	0	0	vs. DET - 11/6*.....5	2	7	2	1.0	4	0	0	0	0
vs. WAS - 11/2*.....3	1	4	4	1.0	8	0	0	0	0	at WAS - 11/13*.....2	4	6	0	0.0	5	0	1	0	0
at CHI - 11/16*.....2	2	4	1	0.0	3	0	0	1	0	vs. ARI - 11/20*.....1	1	2	0	0.0	3	0	0	0	0
vs. GB - 11/23*.....2	3	5	2	0.0	1	0	0	0	0	at DET - 11/24*.....1	1	2	0	0.0	3	0	0	0	0
vs. CAR - 11/30*.....3	2	5	2	2.0	6	0	0	0	0	vs. DAL - 12/1*.....8	2	10	0	0.0	5	1	1	0	0
vs. NYJ - 12/7*.....3	3	6	2	1.0	7	0	0	1	1	at JAX - 12/11*.....3	0	3	2	2.0	7	0	0	0	1
at DET - 12/14*.....1	4	5	0	0.0	4	0	0	0	0	vs. IND - 12/18*.....2	1	3	0	0.0	1	0	0	0	0
at MIA - 12/21*.....1	0	1	0	0.0	6	0	0	0	0	at GB - 12/24*.....1	1	2	0	0.0	3	0	0	0	0
vs. CHI - 12/28*.....5	2	7	1	0.0	9	0	0	0	0	vs. CHI - 1/1/17*.....2	1	3	0	0.0	2	0	1	0	0
<b>2014..GP/GS: 16/16...46</b>	<b>29</b>	<b>75</b>	<b>21</b>	<b>12.0</b>	<b>70</b>	<b>1</b>	<b>0</b>	<b>0</b>	<b>2</b>	<b>2016..GP/GS: 16/16...41</b>	<b>20</b>	<b>61</b>	<b>10</b>	<b>8.0</b>	<b>68</b>	<b>2</b>	<b>3</b>	<b>0</b>	<b>1</b>

2015.....U	A	T	TFL	SK	QH	FF	FR	INT	PD
at SF - 9/14 *.....3	2	5	0	0.5	1	0	0	0	0
vs. DET - 9/20 *.....1	2	3	1	1.0	5	0	0	0	0
vs. SD - 9/27 *.....2	2	4	3	1.5	10	0	0	0	1
at DEN - 10/4 *.....3	0	3	0	0.0	2	0	0	0	0
vs. KC - 10/18 .....INACTIVE									
at DET - 10/25 *.....1	1	2	2	1.5	6	0	0	0	0
at CHI - 11/1 *.....1	2	3	1	0.0	4	0	0	0	0
vs. STL - 11/8 *.....2	1	3	1	0.0	5	0	0	0	0
at OAK - 11/15 *.....1	4	5	1	1.0	5	0	0	0	1
vs. GB - 11/22 *.....1	3	4	2	1.0	4	0	0	0	1
at ATL - 11/29 *.....1	1	2	1	1.0	5	0	0	0	0
vs. SEA - 12/6 *.....2	0	2	0	0.0	0	0	0	0	0
at AZ - 12/10 *.....1	1	2	1	1.0	9	0	0	0	0
vs. CHI - 12/20 *.....1	0	1	0	0.0	5	0	0	0	0
vs. NYG - 12/27 *.....2	2	4	1	0.0	6	0	0	0	1
at GB - 1/3/16 *.....5	1	6	3	2.0	9	1	0	0	0
<b>2015..GP/GS: 15/15...27</b>	<b>22</b>	<b>49</b>	<b>17</b>	<b>10.5</b>	<b>76</b>	<b>1</b>	<b>0</b>	<b>0</b>	<b>4</b>
<b>2015 PLAYOFFS</b>									
vs. SEA - 1/10/16 *.....4	2	6	2	1.0	9	0	0	0	0

## LONDON CALLING

The NFL has raised the profile of the game internationally in recent years, and in 2013, the Vikings experienced the 1st regular-season game on international soil in club history, a 34-27 victory over the Pittsburgh Steelers. The Vikings have a proud history of playing internationally and were among the ground-breaking teams in the NFL to play overseas, playing the 1st NFL game in London and the 1st NFL game in Sweden. The Vikings are slated to play the Browns at London's Twickenham Stadium in 2017.



Vikings practice in the shadow of Berlin's Olympic Stadium in the 1993 preseason.

- VIKINGS INTERNATIONAL GAMES \*preseason**  
 8/6/83\* .. London, England\*..... Minnesota 28, St. Louis 10  
 8/14/88\* .. Goteborg, Sweden ..... Minnesota 28, Chicago 21  
 8/7/93\* .. Berlin, Germany ..... Minnesota 20, Buffalo 6  
 8/6/94\* .. Tokyo, Japan ..... Minnesota 17, Kansas City 9  
 9/29/13 ... London, England\*..... Minnesota 34, Pittsburgh 27  
 10/29/17.. London, England+ ..... Minnesota at Cleveland  
 \*Wembley Stadium +Twickenham Stadium





#30 C.J. HAM

**POSITION:** RUNNING BACK  
**HEIGHT/WEIGHT:** 5-11/235  
**DOB:** 7-22-93  
**HOMETOWN:** DULUTH, MN

**COLLEGE:** AUGUSTANA (SD)  
**ACQUIRED:** UDFA '16  
**NFL SEASON:** 1  
**VIKINGS SEASON:** 1

**2016 GP/GS**  
0/0

**Career GP/GS**  
0/0

**Playoffs GP/GS**  
0/0

**2016** Inactive vs. Chicago (1/1/17)...Elevated to the Vikings 53-man roster on 12/23 and was active, but did not play, at Green Bay (12/24)...Joined the Vikings practice squad on 9/4.

- Promoted to the Vikings active roster from the practice squad on 12/23/16 and dressed the next day at Green Bay (12/24/16).
- Played at Division II Augustana College in Sioux Falls, SD, helping the Vikings advance to the NCAA playoffs, and led the Northern Sun Conference in rushing yards and TDs.
- Notched career-high 1,097 rushing yards as a senior and 16 TDs, matching the school record in rushing TDs, and becoming only 4th Augustana RB to top the 1,000-yard plateau.

**OFF THE FIELD** Earned degree in physical education and health in spring 2016...Aspires to a career in mentoring youth and working with non-profit organizations...Grandfather was a Golden Gloves boxer and a Navy veteran...Took part in Polaris Vikings Winterfest during the 2017 offseason.

**PRO** Signed to the Vikings active roster on 12/23/16 and dressed for his 1st game at Green Bay (12/24/16)...Signed to Minnesota's practice squad on 9/4/16 after being released by the team on 9/3/16...Joined Vikings on May 10, 2016, following Vikings rookie camp, signing with the team as a free agent after competing in the rookie camp on a tryout basis...Joins fellow Minnesota high school products Michael Floyd (Cretin-Derham Hall), Isaac Fruechte (Caledonia) Adam Thielen (Detroit Lakes) and Marcus Sherels (Rochester John Marshall).

**COLLEGE** Played at Division II Augustana College in Sioux Falls, SD, helping the Vikings advance to the NCAA playoffs, and led the Northern Sun Conference in rushing yards and TDs...Notched career-high 1,097 rushing yards as a senior and 16 TDs, matching the school record in rushing TDs, and becoming only 4th Augustana RB to top the 1,000-yard plateau...Started all 12 games as a senior and had career-high 160 yards on the ground against Southwest Minnesota State...Ran for 2,662 yards in his career and 29 rushing TDs along with 96 catches for 949 yards and 6 TDs in 43 career games...Played in NSIC along with fellow Viking WR Adam Thielen (Minnesota State, Mankato).

**PREP** Twice named all-conference and rushed for more than 1,800 yards combined as a junior and senior at Duluth Denfeld High School.



#41 ANTHONY HARRIS

**POSITION:** SAFETY  
**HEIGHT/WEIGHT:** 6-1/192  
**DOB:** 10-9-91  
**HOMETOWN:** CHESTERFIELD, VA

**COLLEGE:** VIRGINIA  
**ACQUIRED:** UDFA '15  
**NFL SEASON:** 3  
**VIKINGS SEASON:** 3

**2016 GP/GS**  
16/3

**Career GP/GS**  
20/5

**Playoffs GP/GS**  
1/0

opening 12 games of the season on Vikings practice squad... Originally joined Vikings as a rookie free agent.

- Started a career-high 3 games, playing in all 16 contests, and totaled career bests in tackles (39), solo stops (29) and special teams tackles (9) in 2016.
- Joined 5 other Vikings rookie classmates to set a team record with 6 rookies starting a game at Arizona (12/10/15).
- Only 2015 Vikings rookie undrafted free agent to start a game.

**OFF THE FIELD** Earned degree in sociology in December 2014...Visited his alma mater Floyd C. Bird HS to speak to students about success and making good choices during the 2017 offseason...Supports and mentors AAU girls basketball team, Team Loaded, in Richmond, VA.

**PRO** Registered career highs with 39 tackles, 29 solo stops, 9 special teams tackles and his 1st-career FR in 16 games (3 starts) in 2016...Set a career high with 16 tackles in his 4th career start vs. Indianapolis (12/18/16)...Moved from Vikings practice squad to the 53-man roster for the game at Arizona (12/10/15) on *Thursday Night Football* and started the contest... Only Vikings rookie free agent in 2015 to start a game...Spent

**2016** Started a career-high 3 games, competing in all 16 contests, and posted 39 tackles (29 solo), 1 PD and 1 FR for the NFL's 3rd-ranked defense (314.9 ypg)...Started and recorded 11 tackles (6 solo) and his 1st-career FR vs. Chicago (1/1/17)...Tallied 1 special teams stop at Green Bay (12/24)...Registered a team- and career-high 16 tackles (13 solo) and 1 PD in his 4th career start vs. Indianapolis (12/18)...Totaled 7 solo stops in his 3rd career start at Jacksonville (12/11)...Competed on special teams and from scrimmage vs. Dallas (12/1)...Notched 1 special teams stop at Detroit (11/24)...Saw action on special teams vs. Arizona (11/20)...Notched a special teams tackle at Washington (11/13)...Tallied 1 solo stop vs. Detroit (11/6)...Saw extended action on defense in the absence of starter Andrew Senjedo and recorded a season-high 4 tackles (2 solo) at Chicago (10/31)...Competed mostly on special teams at Philadelphia (10/23), vs. Houston (10/9), vs. NY Giants (10/3), at Carolina (9/25), vs. Green Bay (9/18) and at Tennessee (9/11), notching 4 special teams stops.

**2015** Started 2 games and played in the final 4 of the regular season and the playoff game vs. Seattle (1/10/16)... Moved from practice squad to 53-man roster due to injuries in defensive backfield and started the 1st game he played in, at Arizona (12/10), matching a Vikings team record with 6 rookies starting in the game (T.T.J. Clemmings, WR Stefan Diggs, CB Trae Waynes, LB Eric Kendricks, LB Edmond Robinson, S Anthony Harris)...Notched career-high 10 tackles in Arizona game...Started again vs. Chicago (12/20) in place of injured Harrison Smith...Joined only QB Taylor Heinicke as Vikings rookie free agents to make the 53-man roster during the season...Competed during training camp and preseason for roster spot but was released in final roster cuts on 9/5, signed to practice squad on 9/6.

**COLLEGE** Started 35 of his 49 career games played at Virginia... Ended career ranked 10th in school history with 11 INTs...Named 1st-Team All-ACC as a junior and earned 2nd-Team Walter Camp All-America honors when he had career-high 8 INTs...His 8 picks were most by a Cavalier since Ronde Barber in 1994...Set school record as a junior with an INT in 5 straight games...As a senior, earned 3rd-Team All-ACC when he posted career-high 108 tackles and started all 12 games...Ended college career with 289 tackles, 2.0 sacks, 11 INTs, 2 FFs.

**PREP** Standout at QB, WR and DB at Lloyd C. Bird High in Chesterfield, VA...Earned All-State honors as junior and senior at DB...Notched more than 1,000 passing yards and 800 rushing yards as a junior QB...Starter on the basketball team.

**HARRIS' NFL TOTALS**


Year.....GP/GS	Tackles								FF/FR	Special Teams
	Solo	Asst.	Total	Sacks	INTs	PBU	TFL	QBH		
2015 (Min).....4/2	11	7	18	0.0	0	2	0.0	0	0/0	0
Playoffs.....1/0	0	0	0	0.0	0	0	0.0	0	0/0	0
2016 (Min).....16/3	29	10	39	0.0	0	1	0.0	0	0/1	9
Total.....20/5	40	17	57	0.0	0	3	0.0	0	0/1	9
Playoffs.....1/0	0	0	0	0.0	0	0	0.0	0	0/0	0

**SINGLE-GAME CAREER HIGHS**

Tackles.....16..... vs. Indianapolis, 12/18/16  
Solo Tackles.....13..... vs. Indianapolis, 12/18/16  
Pass Defensed.....1..... at Arizona, 12/10/15; vs. Chicago, 12/20/15  
Fumble Recovery.....1..... vs. Chicago, 1/1/17  
Special Teams Tackles.....1..... 8x, last vs. Chicago, 1/1/17

**HARRIS' CAREER GAME-BY-GAME (\*starts)**

2015.....U A T TFL SK QH FF FR INT PD	2016.....U A T TFL SK QH FF FR INT PD
at SF - 9/14.....PRACTICE SQUAD	at TN - 9/11.....0 0 0 0 0.0 0 0 0 0 0
vs. DET - 9/20.....PRACTICE SQUAD	vs. GB - 9/18.....0 0 0 0 0.0 0 0 0 0 0
vs. SD - 9/27.....PRACTICE SQUAD	at CAR - 9/25.....0 0 0 0 0.0 0 0 0 0 0
at DEN - 10/4.....PRACTICE SQUAD	vs. NYG - 10/3.....0 0 0 0 0.0 0 0 0 0 0
vs. KC - 10/18.....PRACTICE SQUAD	vs. HOU - 10/9.....0 0 0 0 0.0 0 0 0 0 0
at DET - 10/25.....PRACTICE SQUAD	at PHI - 10/23.....0 0 0 0 0.0 0 0 0 0 0
at CHI - 11/1.....PRACTICE SQUAD	at CHI - 10/31.....2 2 4 0 0.0 0 0 0 0 0
vs. STL - 11/8.....PRACTICE SQUAD	vs. DET - 11/6.....1 0 1 0 0.0 0 0 0 0 0
at OAK - 11/15.....PRACTICE SQUAD	at WAS - 11/13.....0 0 0 0 0.0 0 0 0 0 0
vs. GB - 11/22.....PRACTICE SQUAD	vs. ARI - 11/20.....0 0 0 0 0.0 0 0 0 0 0
at ATL - 11/29.....PRACTICE SQUAD	at DET - 11/24.....0 0 0 0 0.0 0 0 0 0 0
vs. SEA - 12/6.....PRACTICE SQUAD	vs. DAL - 12/1.....0 0 0 0 0.0 0 0 0 0 0
at AZ - 12/10 *.....6 4 10 0 0.0 0 0 0 0 1	at JAX - 12/11*.....7 0 7 0 0.0 0 0 0 0 0
vs. CHI - 12/20 *.....4 1 5 0 0.0 0 0 0 0 1	vs. IND - 12/18*.....13 3 16 0 0.0 0 0 0 0 1
vs. NYG - 12/27.....1 2 3 0 0.0 0 0 0 0 0	at GB - 12/24.....0 0 0 0 0.0 0 0 0 0 0
at GB - 1/3/16.....0 0 0 0 0.0 0 0 0 0 0	vs. CHI - 1/1/17*.....6 5 11 0 0.0 0 0 1 0 0
<b>2015....GP/GS: 4/2.....11 7 18 0 0.0 0 0 0 0 2</b>	<b>2016....GP/GS: 16/3.....29 10 39 0 0.0 0 0 1 0 1</b>
<b>PLAYOFFS</b>	
vs. SEA - 1/10/16...0 0 0 0 0.0 0 0 0 0 0	



#6 TAYLOR HEINICKE

POSITION: QUARTERBACK  
HEIGHT/WEIGHT: 6-1/210  
DOB: 3-15-93  
HOMETOWN: SUWANEE, GA

COLLEGE: OLD DOMINION  
ACQUIRED: UDFA '15  
NFL SEASON: 3  
VIKINGS SEASON: 3

2016 GP/GS  
0/0

Career GP/GS  
0/0

Playoffs GP/GS  
0/0

- Joined only S Anthony Harris as only Vikings 2015 rookie free agents to make the 53-man roster during their rookie season.
- Won Walter Payton Award in 2012 as the FCS Player of the Year along with AP and Walter Camp All-America honors.

**OFF THE FIELD** Majored in mechanical engineering at ODU... Late father, Brett, was a collegiate golfer at Hawaii.


**PRO** Returned to action on 10/19/16 after being placed on Reserve/Non-Football Injury List on 9/3/16...Spent entire rookie campaign on Vikings 53-man roster but did not dress for a game...Lone Vikings rookie free agent to make 53-man roster after preseason and was joined on regular roster later in season by S Anthony Harris in 2015.

**2016** Inactive Weeks 10-17...Elevated to the 53-man roster from the Reserve/Non-Football Injury List on 11/8...Returned to the practice field on 10/19...Placed on Reserve/Non-Football Injury List on 9/3.

**2015** Did not dress for a game during regular season or playoffs, inactive for every game...Made the 53-man roster following preseason action...Had 279-yard passing performance with 2 TDs in preseason finale at Tennessee (9/3)...Spent training camp and preseason competing for roster spot...Originally joined Vikings as an undrafted rookie following the 2015 Draft.

**COLLEGE** Started 44 of the 46 games he played at ODU as the school transitioned from FCS to FBS affiliation...Ended collegiate career ranked 4th in FBS history with 132 TD passes and ranked 6th with 14,959 yards passing...Ran for 22 TDs in his career...Played in East-West Shrine All-Star Game to cap his career...Earned Walter Payton Award as a sophomore as the FCS Player of the Year as well as All-America honors from *Associated Press* and Walter Camp...As a sophomore, he led the nation with 5,076 yards passing and 44 TD passes along with 11 rushing TDs...Posted 9 games with 300+ yards passing in record-setting sophomore campaign.

**PREP** Named Old Spice Player of the Year in Georgia as a senior, guiding Collins Hill to state semi-finals...Went on to earn MVP honors in Georgia North-South All-Star game.



#69 RASHOD HILL

POSITION: TACKLE  
HEIGHT/WEIGHT: 6-6/303  
DOB: 1/12/92  
HOMETOWN: JACKSONVILLE, FL

COLLEGE: SOUTHERN MISS  
ACQUIRED: PS '16  
NFL SEASON: 2  
VIKINGS SEASON: 2

2016 GP/GS  
1/0

Career GP/GS  
1/0

Playoffs GP/GS  
0/0

- Signed to the Vikings 53-man roster from Jacksonville's practice squad on 11/15/16.
- Joined his hometown team, the Jacksonville Jaguars, as a rookie free agent on 5/2/16.
- 4-year letterman and 3-year starter at Southern Miss, where he received 2015 2nd-Team All-Conference USA honors.

**OFF THE FIELD** Majored in criminal justice at Southern Miss...Full name is Rashod Demontary Hill.

**PRO** Made his NFL debut, subbing at LT, vs. Chicago (1/1/17)...Joined the Vikings 53-man roster from Jacksonville's practice squad on 11/15/16...Dressed but did not see the field vs. Baltimore (9/25/16) after being activated from the Jaguars practice squad on 9/24/16...Joined his hometown team as a rookie free agent on 5/2/16.

**2016** Subbed and saw extended action at LT in his NFL debut vs. Chicago (1/1/17)...Active but did not play at Green Bay (12/24) and vs. Indianapolis (12/18)...Inactive at Jacksonville

(12/11), vs. Dallas (12/1), at Detroit (11/24) and vs. Arizona (11/20)...Signed to Minnesota's active roster from the Jaguars practice squad on 11/15...Was active but did not play vs. Baltimore (9/25) after being elevated to the Jaguars 53-man roster from the practice squad on 9/24...Originally signed with Jacksonville as a rookie free agent on 5/2.

**COLLEGE** 4-year letterman and 3-year starter at LT for the Golden Eagles...Helped lead the nation's 12th-ranked offense, averaging 509.5 yards per game (329.7 passing yards), as a senior in 2015...Earned 2015 2nd-Team All-Conference USA recognition...Started all 12 games for an offense that gained 3,231 passing yards and 1,149 rushing yards as a junior in 2014.

**PREP** Attended Ed White High School in Jacksonville, FL, where he led the Commanders to the 2010 District 4-4A championship...2-star recruit by Rivals.com and Scout.com.

HILL'S CAREER GAMES/STARTS

Year	GP/GS
2016 (Min)	1/0
<b>Totals</b>	<b>1/0</b>



# 99

## DANIELLE HUNTER

**POSITION:** DEFENSIVE END  
**HEIGHT/WEIGHT:** 6-5/252  
**DOB:** 10-29-94  
**HOMETOWN:** KATY, TX

**COLLEGE:** LSU  
**ACQUIRED:** D3 (#88) '15  
**NFL SEASON:** 3  
**VIKINGS SEASON:** 3

**2016 GP/GS**  
16/0

**Career GP/GS**  
30/1

**Playoffs GP/GS**  
1/0

- Ranks 2nd among 2nd-year NFL players with 18.5 sacks, the 5th most by a player in his 1st 2 seasons with the Vikings.

- Became the youngest player in franchise history to lead the team in sacks with 12.5 – the most by an NFL DE and tied for 3rd in the league overall – in 2016.

- Ranked 2nd in the NFL among 2015 rookies with 6.0 sacks and earned a spot on PFWA **All-Rookie** team.

- Born in Jamaica, moved to the United States at age 8.

**OFF THE FIELD** Name is pronounced Duh-neal...Parents are of Jamaican descent; the family moved to the United States when Danielle was 8 years old...Visited Iceland during the 2017 offseason with teammates DT Linnal Joseph and TE Kyle Rudolph as a part of the team's Viking Heritage trip...Majored in sports administration at LSU...Enjoys flying his Inspire 1 drone...During 2016 NFL Draft, he announced the Vikings 4th-round pick, Willie Beavers from Western Michigan, during a community event at Mall of America...Enjoys motor sports and is a Mopar enthusiast.

**HONORS** Named to 2015 PFWA **All-Rookie** team.

**PRO** Ranks 2nd among 2nd-year players in the NFL with 18.5 sacks since 2015, the 5th-most QB drops by a Viking in his 1st 2 seasons with the team...Became the youngest player in franchise history to lead the team in sacks with 12.5, most among NFL DEs in 2016...Owns 2 2-sack performances: vs. Dallas (12/1/16) and vs. Arizona (11/20/16)...Scored his 1st-career TD on a 24-yard fumble recovery at Tennessee (9/11/16), pairing with LB Eric Kendricks (77-yard INT-TD) to mark the 6th time in team history TDs were scored by INT and fumble returns in a single game...Gained playing time late in his rookie campaign, posting 3.5 sacks in the final 4 regular season games...Selected to Pro Football Writers of America **All-Rookie** team in 2015...Was the youngest player in the NFL in 2015, born 10/29/94, celebrating his 21st birthday 3 days before notching his 1st career full sack at Chicago (11/1) against Jay Cutler...The 3rd of 3 defensive players drafted by the Vikings with their opening 3 picks in 2015...The most recent LSU player drafted by the Vikings was DT Henry Thomas in the 3rd round (#72) of 1987 draft, the beginning of a standout career...Played 5 seasons of football, 2 as a prep and 3 in college, before being selected in the NFL...Drafted in 3rd round (#88) in 2015.

**2016** Combined with Everson Griffen (8.0) and Brian Robison (7.5) – the NFL's only DE trio with 7-plus sacks each – for the 2nd-most sacks by DEs (28.0)...Led NFL DEs with 12.5 sacks (3rd overall in the league), becoming the youngest player in franchise history to lead the team in sacks...Totaled 64 tackles (34 solo), 12.5 sacks, 14 TFLs, 49 QBHs, 1 FF, 1 FR and 1 PD for the NFL's 3rd-ranked defense (314.9 ypg)...Tallied 5 tackles (1 solo), 0.5 sacks, 1 TFL and 3 QBHs vs. Chicago (1/17)...Registered 6 tackles (5 solo), 2 TFL, 1.5 sacks and 4 QBHs at Green Bay (12/24)...Posted 4 tackles (2 solo) and 2 QBHs vs. Indianapolis (12/18)...Recorded 7 tackles (5 solo), 1.0 sack, 1 TFL and 3 QBHs at Jacksonville (12/11)...Matched his single-game career high with 2.0 sacks, totaling 7 tackles (4 solo), 2 TFL and 4 QBHs, vs. Dallas (12/1)...Paired with 5 Andrew Sendejo to take down Lions QB Matthew Stafford in the 4th quarter, adding 2 tackles and 5 QBHs, at Detroit (11/24)...Totaled 2 tackles, 2.0

sacks, 2 TFL and 3 QBHs, his 1st career 2-sack performance, vs. Arizona (11/20)...Dropped Cardinals QB Carson Palmer on 4th-and-6 with 44 seconds remaining on the game clock to seal a Minnesota victory...Posted 5 tackles (1 solo), 1 TFL, 1.0 sack, 4 QBHs and 1 special teams stop at Washington (11/13)...Tabbed 1 tackle and 4 QBHs vs. Detroit (11/6)...Recorded 2 tackles (1 solo), including 1 TFL, at Chicago (10/31)...Notched 5 tackles (3 solo) at Philadelphia (10/23)...Recorded 3 tackles (1 solo), 1.0 sack, 1 TFL, 1 PD and a career-high-tying 7 QBHs vs. Houston (10/5)...Tallied 2 solo stops vs. NY Giants (10/3)...Posted 5 tackles (1 solo), 1.0 TFL, 1.0 sack and 4 QBHs at Carolina (9/25)...Dropped QB Cam Newton in the Panthers end zone for the Vikings 1st safety since 12/4/2011 (Jared Allen vs. Denver) and the 1st on the road since 10/5/03 (at Atlanta)...Became the 2nd player in team history (Jared Allen, 2009) to produce a safety (Week 3) and return a fumble for a TD (Week 1) in the same season...Recorded 4 tackles (3 solo), including 1 TFL and 1 sack, 2 QBHs and 1 FF vs. Green Bay (9/18)...Scored his 1st-career TD on a 24-yard fumble recovery at Tennessee (9/11)...Paired with LB Eric Kendricks (77-yard INT TD) to mark the 6th time in team history TDs were scored by INT and fumble returns in a single game...Also recorded 4 tackles (3 solo), 1.0 sack, 1 TFL and 5 QBHs against the Titans.

**2015** Continued to develop throughout his rookie season, playing his best in the final month of the season...Earned spot on **PFWA All-Rookie** team...Was 1-of-7 Vikings rookies to start during the season...Ranked 2nd in the NFL for sacks by a rookie with 6.0, trailing only Washington LB Preston Smith...Started 1st career game vs. Kansas City (10/18) and notched 1st shared sack of his career, teaming with Sharif Floyd to sack Alex Smith...Had season-best 6 tackles and 1.5 sacks vs. Chicago (12/20)...Had 3-game streak late in the regular season when he had a sack in each contest – at Arizona (12/10)...vs. Chicago (12/20) and vs. NY Giants (12/27)...Played in 1st career playoff game vs. Seattle (1/10/16), notching 4 tackles in Wild Card Playoff game...Was inactive for a pair of games – vs. Detroit (9/20) and vs. San Diego (9/27).

**COLLEGE** Full-time starter for the Tigers as a sophomore and junior...Played in 38 games with 23 starts, capping his career with 23 consecutive starts...Had 4.5 sacks and 21.0 tackles for loss in his career along with 142 tackles...Started all 13 games as a junior...Scored lone career TD vs. Mississippi State when he picked up a QB Dak Prescott fumble and rumbled 25 yards for the score on the 1st play of the 2nd half...Led LSU with 13 tackles for loss and ranked 10th in the SEC...Keyed Tigers defense that led the SEC with 316.8 yards allowed, 164.2 passing yards allowed and ranked #2 in the conference in points allowed at 17.5 points per game...Notched career-best 12 tackles against Auburn...Helped in upset win over #3 Ole Miss with 9 tackles and 2 tackles for loss in the 10-7 victory...Capped college career with 9 tackles against Notre Dame in Music City Bowl...Started 10 of the 13 games he played as a sophomore...Earned 1st start in 4th game of sophomore season against Auburn and never let go of the job...In 1st career start, had 8 tackles against eventual National Champion runner-up Auburn...Had 4 tackles and a sack in Outback Bowl win over Iowa...Saw action in 12 games as a freshman...Played primarily on special teams as a freshman.

**PREP** 4-star recruit at Morton Ranch High in Katy, TX...Helped school earn 1st Class 5A state playoff appearance.

## HUNTER'S NFL TOTALS

Year.....	GP/GS	Tackles								Special	
		Solo	Asst.	Total	Sacks	INTs	PBU	TFL	QBH	FF/FR	Teams
2015 (Min).....	14/1	24	10	34	6.0	0	1	10.0	25	1/0	5
Playoffs.....	1/0	2	2	4	0.0	0	0	0.0	8	0/0	0
2016 (Min).....	16/0	34	30	64	12.5	0	1	14.0	49	1/1	2
<b>Total.....</b>	<b>30/1</b>	<b>58</b>	<b>40</b>	<b>98</b>	<b>18.5</b>	<b>0</b>	<b>2</b>	<b>24.0</b>	<b>74</b>	<b>2/1</b>	<b>7</b>
Playoffs.....	1/0	2	2	4	0.0	0	0	0.0	8	0/0	0

## SINGLE-GAME CAREER HIGHS

Tackles.....	7.....	vs. Dallas, 12/1/16; at Jacksonville, 12/11/16
Solo Tackles.....	5.....	vs. Chicago, 12/20/15; at Jacksonville, 12/11/16; at Green Bay, 12/24/16
Sacks.....	2.0.....	vs. Arizona, 11/20/16; vs. Dallas, 12/1/16
Tackles For Loss.....	2.0.....	vs. Chicago, 12/20/15; vs. Arizona, 11/20/16; vs. Dallas, 12/1/16; at Green Bay, 12/24/16
Forced Fumble.....	1.....	2x, last vs. vs. Green Bay 9/18/16
Fumble Recovery.....	1.....	at Tennessee, 9/11/16
QB Hurries.....	7.....	vs. NY Giants, 12/27/15; vs. Houston, 10/9/16

## QB HUNTER

Danielle Hunter led NFL DEs and ranked 3rd overall (tied) with 12.5 sacks in 2016. Against the Cardinals (11/20/16) and Cowboys (12/1/16), Hunter tallied a single-game career-high 2 QB drops. Hunter's 18.5 career sacks rank 2nd among 2nd-year players in the NFL and stand 5th by a Viking in his first 2 seasons with the club.

### MOST SACKS 1ST 2 SEASONS / VIKINGS HISTORY

RK	PLAYER (SEASONS)	SACKS
1.	Jared Allen (2008-09).....	29.0
2.	Kevin Williams (2003-04)*.....	22.5
3.	Keith Millard (1985-86).....	21.5
4.	Alan Page (1967-68)*.....	19.5
5.	<b>Danielle Hunter (2015-16)*.....</b>	<b>18.5</b>
6.	Jim Marshall (1961-62).....	15.0

\*1st season with Vikings was rookie season

### NFL SACKS LEADERS / 2ND-YEAR PLAYERS

RK	PLAYER (TEAM, DRAFT PICK)	SACKS
1.	Vic Beasley (Atl, #8).....	19.5
2.	<b>Danielle Hunter (Min, #88).....</b>	<b>18.5</b>
3.	Markus Golden (Ari, #58).....	16.5
4.	Preston Smith (Was, #38).....	13.0
5.	Frank Clark (Sea, #63).....	13.0

## TREACHEROUS TRIO

Danielle Hunter combined with Everson Griffen (8.0) and Brian Robison (7.5) – the NFL's only DE trio with 7-plus sacks – for the NFL's 2nd-most sacks by DEs (28.0). No team in the league had more 2-plus sack performances by DEs than the Vikings in 2016.

### 2+ SACK GAMES BY DEs IN 2016

RK.	TEAM	GAMES
1.	Minnesota Vikings.....	5
2.	New England Patriots.....	4
	New York Giants.....	4
4.	San Diego Chargers.....	3
	Seattle Seahawks.....	3

## HOT OFF THE EDGE

With a career- and team-high 12.5 sacks, Danielle Hunter ranked 1st among NFL DEs and 3rd in the league overall (tied) in 2016. Hunter became just the 4th Vikings DE since sacks became an official statistic in 1982 to lead all NFL DEs in a season: Jared Allen in 2009 and 2011, Chris Doleman in 1989 and Doug Martin in 1982. The 22-year-old also became the youngest player in franchise history to lead the team in sacks.

### 2016 SACKS BY DEs / NFL

RK.	PLAYER (TEAM)	SACKS
1.	<b>Danielle Hunter (Min).....</b>	<b>12.5</b>
2.	Cliff Avril (Sea).....	11.5
	Cameron Wake (Mia).....	11.5
4.	Khalil Mack (Oak).....	11.0
5.	Joey Bosa (Oak).....	9.5
6.	Frank Clark (Sea).....	9.0

## HUNTER'S SACKS

GAME	QB	SACK
vs. Kansas City, 10/18/15.....	Alex Smith.....	0.5
@ Chicago, 11/1/15.....	Jay Cutler.....	1.0
@ Oakland, 11/15/15.....	Derek Carr.....	1.0
@ Arizona, 12/10/15.....	Carson Palmer.....	1.0
vs. Chicago, 12/20/15.....	Jay Cutler.....	1.5
vs. NY Giants, 12/27/15.....	Eli Manning.....	1.0
at Tennessee, 9/11/16.....	Marcus Mariota.....	1.0
vs. Green Bay, 9/18/16.....	Aaron Rodgers.....	1.0
at Carolina, 9/25/16.....	Cam Newton.....	1.0
vs. Houston, 10/9/16.....	Brock Osweiler.....	1.0
at Washington, 11/13/16.....	Kirk Cousins.....	1.0
vs. Arizona, 11/20/16.....	Carson Palmer.....	2.0
at Detroit, 11/24/16.....	Matthew Stafford.....	0.5
vs. Dallas, 12/1/16.....	Dak Prescott.....	2.0
at Jacksonville, 12/11/16.....	Blake Bortles.....	1.0
at Green Bay, 12/24/16.....	Aaron Rodgers.....	1.5
vs. Chicago, 1/1/17.....	Matt Barkley.....	0.5
<b>Total.....</b>		<b>18.5</b>

## HUNTER'S TOUCHDOWNS

GAME	PLAY
@ Tennessee, 9/11/16.....	24 FR
<b>Total.....</b>	<b>1 (1 FR)</b>

## HUNTER'S SAFETY

GAME	PLAYER	SAFETY
@ Carolina, 9/25/16.....	Cam Newton (sack EZ).....	1
<b>Total.....</b>		<b>1</b>



### HUNTER'S CAREER GAME-BY-GAME (\*starts)

2015	U	A	T	TFL	SK	QH	FF	FR	INT	PD	2016	U	A	T	TFL	SK	QH	FF	FR	INT	PD
at SF - 9/14	1	0	1	0	0.0	0	0	0	0	0	at TN - 9/11	3	1	4	1	1.0	5	0	1	0	0
vs. DET - 9/20	INACTIVE																				
vs. SD - 9/27	INACTIVE																				
at DEN - 10/4	0	0	0	0.0	0	0	0	0	0	0	vs. NYG - 10/3	2	0	2	0	0.0	0	0	0	0	0
vs. KC - 10/18*	3	1	4	1	0.5	0	1	0	0	0	vs. HOU - 10/9	1	2	3	1	1.0	7	0	0	0	1
at DET - 10/25	0	0	0	0.0	2	0	0	0	0	0	at PHI - 10/23	3	2	5	0	0.0	0	0	0	0	0
at CHI - 11/1	1	0	1	1	1.0	4	0	0	0	0	at CHI - 10/31	1	1	2	1	0.0	0	0	0	0	0
vs. STL - 11/8	1	1	2	0	0.0	3	0	0	0	1	vs. DET - 11/6	0	1	1	0	0.0	4	0	0	0	0
at OAK - 11/15	2	1	3	1	1.0	3	0	0	0	0	at WAS - 11/13	1	4	5	1	1.0	4	0	0	0	0
vs. GB - 11/22	1	2	3	1	0.0	0	0	0	0	0	vs. ARI - 11/20	2	0	2	2	2.0	3	0	0	0	0
at ATL - 11/29	1	0	1	1	0.0	1	0	0	0	0	at DET - 11/24	0	0	2	0	0.5	5	0	0	0	0
vs. SEA - 12/6	3	0	3	1	0.0	0	0	0	0	0	vs. DAL - 12/1	4	3	7	2	2.0	4	0	0	0	0
at AZ - 12/10	3	1	4	1	1.0	2	0	0	0	0	at JAX - 12/11	5	2	7	1	1.0	3	0	0	0	0
vs. CHI - 12/20	5	1	6	2	1.5	0	0	0	0	0	vs. IND - 12/18	2	2	4	0	0.0	2	0	0	0	0
vs. NYG - 12/27	2	1	3	1	1.0	7	0	0	0	0	at GB - 12/24	5	1	6	2	1.5	4	0	0	0	0
at GB - 1/3/16	1	2	3	0	0.0	3	0	0	0	0	vs. CHI - 1/1/17	1	4	5	1	0.5	2	0	0	0	0
2015...GP/GS: 14/1	24	10	34	10	6.0	25	1	0	0	1	2016...GP/GS: 16/0	30	34	64	14	12.5	49	1	1	0	1
<b>PLAYOFFS</b>																					
vs. SEA - 1/10/16	2	2	4	0	0.0	8	0	0	0	0											



2nd-year DE Danielle Hunter (pictured right) became the youngest Viking ever to lead the team in sacks, joining Hall of Fame DT Alan Page (pictured middle) as the only 22-year-olds to ever solely lead the franchise in sacks in a single season. A then-rookie Page, at 22 years, 4 months and 10 days old at the end of the regular season, led the Vikings in sacks in 1967 with 8.5 while Hunter, at 22 years, 2 months and 3 days old at the regular season's end, corralled 12.5 in 2016 to lead the club. Former Vikings DT Bob Lurtsema (pictured left), who played in Minnesota from 1971-76, earned the nickname Benchwarmer Bob after backing up the Purple People Eaters for a number of years.



## #92 TOM JOHNSON

**POSITION:** DEFENSIVE TACKLE  
**HEIGHT/WEIGHT:** 6-3/288  
**DOB:** 8-30-84  
**HOMETOWN:** MOSS POINT, MS

**COLLEGE:** SOUTHERN MISSISSIPPI  
**ACQUIRED:** FA '14  
**NFL SEASON:** 7  
**VIKINGS SEASON:** 4

**2016 GP/GS**  
14/0

**Career GP/GS**  
86/10 (40/0-NO; 46/10-MIN)

**Playoffs GP/GS**  
5/0 (1/0-MIN; 4/0-NO)

• Played in NFL Europa, Arena Football League and Canadian Football League before landing a roster spot in 2011 with New Orleans, 5 years after his rookie season in 2006.

• Since joining the Vikings in 2014, Johnson leads all non-starting DTs in sacks with 11.5, 6.0 more than the next player (Jordan Hill, Sea, 5.5)

• Ranked 5th among NFC DTs with 6.5 sacks in 2014, his career high in sacks.

**OFF THE FIELD** Majored in coaching and sport administration...Aspires to a career in real estate when his football playing days are over...Has started a non-profit in his hometown of Moss Point, MS that promotes youth education...Has a daughter, Autumn Celeste Johnson...Father works as an electrician in the local shipyards in Mississippi.

**PRO** Ranks 11th among NFL interior linemen since 2014 with 14.0 sacks, the highest total by an undrafted DT in that span... Played in 5th career playoff game when Vikings hosted Seattle in Wild Card matchup (1/10/16)...Has found a home on the Vikings line, notching best 2 seasons (2014-15) of his career in Minnesota...Re-signed with the Vikings during the 2015 offseason...Signed with the Vikings as a free agent in 2014 and had a career year, recording 6.5 sacks after entering the season with 5.0 sacks in 40 previous career games...Career took a winding path before finally earning a roster spot with New Orleans, playing in NFL Europa, the Arena Football League and Canadian Football League from 2007-10...Notched his 1st NFL sack against the Vikings in 2011...Originally entered NFL as a rookie free agent with Indianapolis in 2006 but did not see action in an NFL regular season game until 2011.

**2016** Totaled 26 tackles (16 solo), 6 TFL, 2.0 sacks, 51 QBHs, 1 INT and 1 PD for the NFL's 3rd-ranked defense (314.9 ypg) before being placed on injured reserve (12/20) before being injured in game against the Colts...Tallied 2 tackles (1 solo) and 3 QBHs vs. Indianapolis (12/18)...Registered 3 tackles (2 solo), 1 TFL and 7 QBHs at Jacksonville (12/11)...Recorded 2 tackles (1 solo) and 2 QBHs vs. Dallas (12/1)...Notched 1 solo stop, dropping Cardinals RB David Johnson for a 1-yard loss, and 2 QBHs vs. Arizona (11/20)...Totaled 5 tackles (2 solo) and 4 QBHs at Washington (11/13)...Subbed at DT vs. Detroit (11/6) and at Chicago (10/31)...Notched 1 tackle and 2 QBHs at Philadelphia (10/23)...Tallied 2 solo tackles, 1.0 sack, 1 TFL and a career-high-tying 10 QBHs vs. Houston (10/9)...Recorded 2 tackles, 1 TFL and 1 QBH vs. NY Giants (10/3)...Posted 3 tackles (all solo) and his 1st career INT, becoming the 11th Vikings DT to notch a pick and the 1st since Kevin Williams (9/15/13 at Chi.), at Carolina (9/25)...Compiled 5 tackles (2 solo), including 2 TFL and 1.0 sack, and 7 QBHs vs. Green Bay (9/18)...Registered 3 QBHs at Tennessee (9/11).

**2015** Started a career-high 8 games and played in all 16 along with Wild Card Playoff game...Helped Vikings claim NFC North title, winning the crown in the regular-season finale at Green Bay (1/3/16), snapping the Packers 4-year streak...Notched 5.5 sacks, trailing his career-high 6.5 set in his 2014 Vikings debut... Started 8 games at DT when Sharif Floyd would shift to NT in place of injured Linval Joseph...Posted 1st career multi-sack game vs. NY Giants (12/27) when he caught Eli Manning twice... Had career-high 7 tackles vs. St. Louis (11/8), helping hold rookie standout Todd Gurley in check during Vikings OT victory.

**2014** Had a breakout season as a reserve with the Vikings after signing as a free agent with the club during the 2014 offseason...Had streak of 4 straight weeks with at least 0.5 sack in a game - vs. Detroit (10/12), at Buffalo (10/19), at Tampa Bay (10/26) and vs. Washington (11/2)...Ranked 5th in NFC for sacks by a DT with 6.5...Started 1st career game against his old teammates at New Orleans (9/21) and later started at Detroit (12/14)...Recorded 6.5 sacks in 16 appearances after entering the season with 5.0 sacks in 40 career games in his 1st 3 seasons...Played a key role in the Vikings defensive transformation, the most improved defense in the NFL in 2014...Started the season with a strip-sack and 2 tackles in opener at St. Louis (9/7)...Notched career-high 5 tackles vs. Carolina (11/30).

**2013** Played in 12 games as Saints went 11-5 and earned Wild Card berth in the playoffs...Saw action in Wild Card Playoff win at Philadelphia (1/4/14) and Divisional Game loss to eventual Super Bowl champions Seattle (1/11/14)... Had season-high 4 tackles at Seattle (12/4)...Had a pair of games with a sack - at New England (10/13) and vs. Dallas (11/10).

**2012** Had career-high 33 tackles during the season and 2.0 sacks...Had season-high 4 tackles vs. Carolina (12/30)... Notched sacks at Oakland (11/18) and at Dallas (12/23).

**2011** Made debut on an NFL regular-season roster for Saints club that went 13-3 and advanced to the NFC Divisional Playoffs...Played in both New Orleans playoff games, a win over Detroit in Wild Card round and loss at San Francisco in Divisional Round...Posted 1st career sack when he caught Christian Ponder at Minnesota (12/18).

**2010** Played for Calgary in CFL...Helped Stampeders go 13-5 in regular season before losing in West Final to Saskatchewan... Had 4.0 sacks and 39 tackles.

**2009** Saw action in 6 games for Calgary in his CFL debut season, starting all 6 games...Notched 3.0 sacks and 13 tackles... Club advanced to West Final before losing to Saskatchewan.

**2008** Played in the Arena Football League with Philadelphia Soul and Grand Rapids Rampage.

**2007** Allocated by Colts to NFL Europa's Cologne Centurions... Notched 2.5 sacks...Returned to the United States to go to training camp with Colts...Released on 8/28 in roster cutdown.

**2006** Joined Colts as a rookie free agent on 5/9 and waived following preseason on 9/3...Was out of football for most of 2006 season.

**COLLEGE** Played final 2 seasons with 12 starts at Southern Miss after transferring from Gulf Coast CC...Named 2nd-Team All-Conference USA as a senior at Southern Miss...Helped Golden Eagles to consecutive 7-5 seasons in 2004 and 2005, capping each season with victory in New Orleans Bowl, over North Texas and Arkansas State respectively...In 1st career game with Southern Miss, helped upset Nebraska in Lincoln 21-17 in 2004 season opener...Notched 54 tackles as a senior... Earned 2nd-Team NJCAA All-America honors in 2003 at Gulf Coast CC and was team's Defensive Line MVP both seasons

**PREP** Helped Moss Point (MS) High to Class 5A state title in 2000...Played football as a junior and senior, earning All-State and All-Coast honors as a senior...Invited to play in Mississippi state all-star game...Did not play football until junior year.

**JOHNSON'S NFL TOTALS**

Year.....	GP/GS	Tackles							QBH	FF/FR
		Solo	Asst.	Total	Sacks	INTs	PBU	TFL		
2011 (NO).....	13/0	11	14	25	1.0	0	1	--	--	1/0
<i>Playoffs</i> .....	2/0	0	1	1	0.0	0	0	--	--	0/0
2012 (NO).....	15/0	21	12	33	2.0	0	0	--	--	0/0
2013 (NO).....	12/0	6	9	15	2.0	0	0	--	--	0/0
<i>Playoffs</i> .....	2/0	0	1	1	0.0	0	0	--	--	0/0
2014 (Min).....	16/2	21	11	32	6.5	0	0	8.0	30	1/0
2015 (Min).....	16/8	26	21	47	5.5	0	0	10.0	50	0/0
<i>Playoffs</i> .....	1/0	1	1	2	0.0	0	0	0.0	1	0/0
2016 (Min).....	14/0	16	10	26	2.0	1	1	6.0	51	0/0
<b>Totals</b> .....	<b>86/10</b>	<b>101</b>	<b>77</b>	<b>178</b>	<b>19.0</b>	<b>1</b>	<b>2</b>	<b>--</b>	<b>--</b>	<b>2/0</b>
<i>Playoffs</i> .....	<b>5/0</b>	<b>1</b>	<b>3</b>	<b>4</b>	<b>0.0</b>	<b>0</b>	<b>0</b>	<b>--</b>	<b>4</b>	<b>0/0</b>

**SINGLE-GAME CAREER HIGHS**

Tackles.....7..... vs. St. Louis, 11/8/15  
 Solo Tackles.....4..... vs. NY Giants, 12/27/15  
 Sacks.....2.0..... vs. NY Giants, 12/27/15  
 Interception.....1..... at Carolina, 9/25/16  
 Pass Break Up.....1..... 2x, last at Carolina, 9/25/16  
 Tackles For Loss.....2.0..... 2x, last vs. Green Bay, 9/18/16  
 QB Hurries.....10..... at Carolina, 9/25/16; vs. Houston, 10/9/16  
 Forced Fumble.....1..... 2x, last at St. Louis, 9/7/14

**JOHNSON'S SACKS**

GAME	QB	SACK
@ Minnesota, 12/18/11.....	Christian Ponder.....	1.0
@ Oakland, 11/18/12.....	Carson Palmer.....	1.0
@ Dallas, 12/23/12.....	Tony Romo.....	1.0
@ New England, 10/13/13.....	Tom Brady.....	1.0
vs. Dallas, 11/10/13.....	Tony Romo.....	1.0
@ St. Louis, 9/7/14.....	Shaun Hill.....	1.0
vs. New England, 9/14/14.....	Tom Brady.....	1.0
vs. Detroit, 10/12/14.....	Matthew Stafford.....	1.0
@ Buffalo, 10/19/14.....	Kyle Orton.....	1.0
@ Tampa Bay, 10/26/14.....	Mike Glennon.....	1.0
vs. Washington, 11/2/14.....	Robert Griffin III.....	0.5
@ Miami, 12/21/14.....	Ryan Tannehill.....	1.0
vs. San Diego, 9/27/15.....	Philip Rivers.....	1.0
@ Detroit, 10/25/15.....	Matthew Stafford.....	1.0
vs. Chicago, 12/20/15.....	Jay Cutler.....	1.0
vs. NY Giants, 12/27/15.....	Eli Manning.....	2.0
@ Green Bay, 1/3/16.....	Aaron Rodgers.....	0.5
vs. Green Bay, 9/18/16.....	Aaron Rodgers.....	1.0
vs. Houston, 10/9/16.....	Brock Osweiler.....	1.0
<b>Total</b> .....		<b>19.0</b>

**SUPERIOR INTERIOR**

Vikings DT Tom Johnson has enjoyed the top 3 seasons of his career since joining the Vikings and helped the club rebuild the defense in the sound, disciplined image that Head Coach Mike Zimmer wants. The 2016 Vikings allowed the 6th-fewest points per game (19.2) and 3rd-fewest yards per game (314.9) in the NFL. Johnson is tied for 10th among DTs with 14.0 sacks since 2014.

**2014-16 NFL SACKS BY DTs**

PLAYER, TEAM	SACKS
Aaron Donald, St. Louis/Los Angeles.....	28.0
Gerald McCoy, Tampa Bay.....	24.0
Geno Atkins, Cincinnati.....	23.0
Kawann Short, Carolina.....	20.5
Fletcher Cox, Philadelphia.....	20.0
Calais Campbell, Arizona.....	20.0
Ndamukong Suh, Miami.....	19.5
Jurrell Casey, Tennessee.....	17.0
Marcell Dareus, Buffalo.....	15.5
Malik Jackson, Jacksonville.....	14.5
<b>Tom Johnson, Minnesota.....</b>	<b>14.0</b>
Mike Daniels, Green Bay.....	13.5
Timmy Jernigan, Baltimore.....	13.0

**U.S. BANK STADIUM SIGNATURE ITEMS**

With plenty of space inside the 1.75 million-square foot building, the Vikings turned to local artists to create a collection that will cover otherwise barren walls. Approximately 40 artists were commissioned following a selection process to create hundreds of pieces of art including 350 original pieces of work, 250 photographs and 12,000 square feet of wall graphics. Included in the stadium's art collection are three former players - Matt Blair (photography), Carl Eller (sculpture) and Jim Marshall (drawing).



**JOHNSON'S CAREER GAME-BY-GAME (\*starts)**

2011 (NO).....U A T TFL SK QH FF FR INT PD														2014 (MIN).....U A T TFL SK QH FF FR INT PD													
at GB - 9/8.....INACTIVE														at STL - 9/7.....2 0 2 1 1.0 3 1 0 0 0 0													
vs. CHI - 9/18.....INACTIVE														vs. NE - 9/14.....1 0 1 1 1.0 0 0 0 0 0 0													
vs. HOU - 9/25.....INACTIVE														at NO - 9/21*.....2 0 2 0 0.0 1 0 0 0 0 0													
at JAX - 10/2.....0 0 0 0 0.0 -- 0 0 0 0 0														vs. ATL - 9/28.....0 1 1 0 0.0 2 0 0 0 0 0													
at CAR - 10/9.....0 1 1 0 0.0 -- 0 0 0 0 0														at GB - 10/2.....2 0 2 0 0.0 1 0 0 0 0 0													
at TB - 10/16.....1 2 3 1 0.0 -- 0 0 0 0 0														vs. DET - 10/12.....1 0 1 1 1.0 4 0 0 0 0 0													
vs. IND - 10/23.....1 3 4 0 0.0 -- 1 0 0 0 0														at BUF - 10/19.....1 1 2 1 1.0 2 0 0 0 0 0													
at STL - 10/30.....2 1 3 0 0.0 -- 0 0 0 0 0														at TB - 10/26.....1 0 1 1 1.0 2 0 0 0 0 0													
vs. TB - 11/6.....1 1 2 0 0.0 -- 0 0 0 0 0														vs. WAS - 11/2.....0 1 1 1 0.5 2 0 0 0 0 0													
at ATL - 11/13.....1 0 1 0 0.0 -- 0 0 0 0 0														at CHI - 11/16.....1 0 1 0 0.0 2 0 0 0 0 0													
vs. NYG - 11/28.....2 4 1 0.0 -- 0 0 0 0 0														vs. GB - 11/23.....2 0 2 0 0.0 0 0 0 0 0 0													
vs. DET - 12/4.....0 0 0 0 0.0 -- 0 0 0 0 0														vs. CAR - 11/30.....2 3 5 0 0.0 4 0 0 0 0 0													
at TEN - 12/11.....0 0 0 0 0.0 -- 0 0 0 0 1														vs. NYJ - 12/7.....2 1 3 1 0.0 1 0 0 0 0 0													
at MIN - 12/18.....2 0 2 1 1.0 -- 0 0 0 0 0														at DET - 12/14*.....2 2 2 0 0.0 0 0 0 0 0 0													
vs. ATL - 12/26.....0 1 1 0 0.0 -- 0 0 0 0 0														at MIA - 12/21.....3 1 4 1 1.0 4 0 0 0 0 0													
vs. CAR - 1/1/12.....1 3 4 0 0.0 -- 0 0 0 0 0														vs. CHI - 12/28.....1 1 2 0 0.0 2 0 0 0 0 0													
<b>2011...GP/GS: 13/0...14 25 3 1.0 -- 1 0 0 0 1</b>														<b>2014...GP/GS: 16/2...21 11 32 8 6.5 30 1 0 0 0</b>													
2011 PLAYOFFS														2015 (MIN).....U A T TFL SK QH FF FR INT PD													
vs. DET - 1/7/12.....0 0 0 0 0.0 -- 0 0 0 0 0														at SF - 9/14.....2 0 2 0 0.0 0 0 0 0 0 0													
at SF - 1/14/12.....0 1 1 0 0.0 -- 0 0 0 0 0														vs. DET - 9/20.....0 1 1 0 0.0 3 0 0 0 0 0													
<b>Totals...GP/GS: 2/0.....0 1 1 0 0.0 -- 0 0 0 0 0</b>														vs. SD - 9/27.....1 1 2 1 1.0 2 0 0 0 0 0													
at DEN - 10/4.....1 2 3 1 0.0 2 0 0 0 0 0														vs. KC - 10/18.....1 0 1 0 0.0 3 0 0 0 0 0													
<b>2012 (NO).....U A T TFL SK QH FF FR INT PD</b>														at DET - 10/25*.....1 2 3 1 1.0 4 0 0 0 0 0													
vs. WAS - 9/9.....1 0 1 0 0.0 -- 0 0 0 0 0														at CHI - 11/1*.....1 0 1 0 0.0 4 0 0 0 0 0													
at CAR - 9/16.....0 0 0 0 0.0 -- 0 0 0 0 0														vs. STL - 11/8*.....3 4 7 0 0.0 5 0 0 0 0 0													
vs. KC - 9/23.....1 1 2 1 0.0 -- 0 0 0 0 0														at OAK - 11/15*.....0 2 2 0 0.0 3 0 0 0 0 0													
at GB - 9/30.....1 0 1 0 0.0 -- 0 0 0 0 0														vs. GB - 11/22.....1 2 3 0 0.0 3 0 0 0 0 0													
vs. SD - 10/7.....1 1 2 0 0.0 -- 0 0 0 0 0														at ATL - 11/29.....2 0 2 0 0.0 2 0 0 0 0 0													
at TB - 10/21.....2 1 3 0 0.0 -- 0 0 0 0 0														vs. SEA - 12/6*.....3 0 3 1 0.0 1 0 0 0 0 0													
at DEN - 10/28.....3 0 3 0 0.0 -- 0 0 0 0 0														at AZ - 12/10*.....3 3 6 1 0.0 3 0 0 0 0 0													
vs. PHI - 11/5.....3 0 3 0 0.0 -- 0 0 0 0 0														vs. CHI - 12/20*.....2 0 2 2 1.0 4 0 0 0 0 0													
vs. ATL - 11/11.....2 1 3 0 0.0 -- 0 0 0 0 0														vs. NYG - 12/27.....4 2 6 2 2.0 3 0 0 0 0 0													
at OAK - 11/18.....2 0 2 1 1.0 -- 0 0 0 0 0														at GB - 1/3/16*.....1 2 3 1 0.5 8 0 0 0 0 0													
vs. SF - 11/25.....0 3 3 0 0.0 -- 0 0 0 0 0														<b>2015...GP/GS: 16/8...26 21 47 10 5.5 50 0 0 0 0</b>													
at ATL - 11/29.....INACTIVE														<b>2015 PLAYOFFS</b>													
at NYG - 12/9.....0 1 1 0 0.0 -- 0 0 0 0 0														vs. SEA - 1/10/16.....1 1 2 0 0.0 1 0 0 0 0 0													
vs. TB - 12/16.....1 1 2 0 0.0 -- 0 0 0 0 0														<b>2016 (MIN).....U A T TFL SK QH FF FR INT PD</b>													
at DAL - 12/23.....3 0 3 1 0.0 -- 0 0 0 0 0														at TN - 9/11.....0 0 0 0 0.0 3 0 0 0 0 0													
vs. CAR - 12/30.....1 3 4 0 0.0 -- 0 0 0 0 0														vs. GB - 9/18.....2 3 5 2 1.0 7 0 0 0 0 0													
<b>2012...GP/GS: 15/0...21 12 33 3 1.0 -- 0 0 0 0 0</b>														at CAR - 9/25.....3 0 3 0 0.0 10 0 0 0 1 1													
<b>2013 (NO).....U A T TFL SK QH FF FR INT PD</b>														vs. NYG - 10/3.....2 0 2 1 0.0 1 0 0 0 0 0													
vs. ATL - 9/8.....0 1 1 0.0 -- 0 0 0 0 0														vs. HOU 10/9.....2 0 2 1 1.0 10 0 0 0 0 0													
at TB - 9/15.....0 0 0 0.0 -- 0 0 0 0 0														at PHI - 10/23.....0 1 1 0 0.0 2 0 0 0 0 0													
vs. ARI - 9/22.....INACTIVE														at CHI - 10/31.....0 0 0 0 0.0 0 0 0 0 0 0													
vs. MIA - 9/30.....INACTIVE														vs. DET - 11/6.....0 0 0 0 0.0 0 0 0 0 0 0													
at CHI - 10/6.....0 0 0 0.0 -- 0 0 0 0 0														at WAS - 11/13.....2 3 5 0 0.0 4 0 0 0 0 0													
at NE - 10/13.....1 1 2 1.0 -- 0 0 0 0 0														vs. ARI - 11/20.....1 0 1 1 0.0 2 0 0 0 0 0													
vs. BUF - 10/27.....1 1 2 0.0 -- 0 0 0 0 0														at DET - 11/24.....0 0 0 0 0.0 0 0 0 0 0 0													
at NYJ - 11/3.....0 0 0 0.0 -- 0 0 0 0 0														vs. DAL - 12/1.....1 1 2 0 0.0 2 0 0 0 0 0													
vs. DAL - 11/10.....1 0 1 1.0 -- 0 0 0 0 0														at JAX - 12/11.....2 1 3 1 0.0 7 0 0 0 0 0													
vs. SF - 11/17.....0 0 0 0.0 -- 0 0 0 0 0														vs. IND - 12/18.....1 1 2 0 0.0 3 0 0 0 0 0													
at ATL - 11/21.....1 2 3 0.0 -- 0 0 0 0 0														at GB - 12/24.....INJURED RESERVE													
at SEA - 12/2.....2 2 4 0.0 -- 0 0 0 0 0														vs. CHI - 1/1/17.....INJURED RESERVE													
vs. CAR - 12/8.....0 2 2 0.0 -- 0 0 0 0 0														<b>2016...GP/GS: 14/0...16 10 26 6 2.0 51 0 0 1 1</b>													
at STL - 12/22.....0 0 0 0.0 -- 0 0 0 0 0																											
at CAR - 12/22.....INACTIVE																											
vs. TB - 12/29.....INACTIVE																											
<b>2013...GP/GS: 12/0...6 9 15 0 2.0 -- 0 0 0 0 0</b>																											
2013 PLAYOFFS																											
at PHI - 1/4/14.....0 1 1 0 0.0 -- 0 0 0 0 0																											
at SEA - 1/11/14.....0 0 0 0 0.0 -- 0 0 0 0 0																											
<b>Totals...GP/GS: 2/0.....0 1 1 0 0.0 -- 0 0 0 0 0</b>																											

KICKOFF  
EXECUTIVES  
COACHES  
STAFF  
PLAYERS  
ROOKIES  
2016 SEASON  
RECORDS  
PLAYOFF RECORDS  
HISTORY  
EXTRA POINTS



## #16 CAYLEB JONES

**POSITION:** WIDE RECEIVER  
**HEIGHT/WEIGHT:** 6-3/209  
**DOB:** 3-21-93  
**HOMETOWN:** AUSTIN, TX

**COLLEGE:** ARIZONA  
**ACQUIRED:** PS '16  
**NFL SEASON:** 1  
**VIKINGS SEASON:** 1

• Father, Robert (LB), and uncle, Jeff Blake (QB), played a combined 270 games in the NFL. Brother, Zay, was drafted in the 2nd round (#37 overall) of the 2017 NFL Draft by the Buffalo Bills.

**OFF THE FIELD** Majored in social, behavior and human understanding at Arizona... Brother, Zay, was drafted in the 2nd round (#37 overall) of the 2017 NFL Draft by the Buffalo Bills, the Vikings foe for the 2017 preseason opener...Father, Robert, received All-America recognition and was a Butkus Award finalist at East Carolina (1989-91) before a 10-year NFL career: Dallas (1992-95), St. Louis (1996-97), Miami (1998-2000) and Washington (2001)...Robert played for the Cowboys while Mike Zimmer coached the DBs during the 1994-95 seasons...Uncle, Jeff Blake, played QB at East Carolina (1988-91), finished 7th in the 1991 Heisman Trophy balloting and played 119 games in the NFL.

**PRO** Signed a futures contract with the Vikings on 1/2/17 after joining Minnesota's practice squad for the final week of the 2016 season...Originally signed with the Eagles as a rookie free agent on 5/5/16.

**2016** Joined Minnesota's practice squad on 12/28 after being released by Philadelphia on 9/19...Originally entered the league with the Eagles as a rookie free agent.

**COLLEGE** 2-year letterwinner at Arizona, where he finished his Wildcats career with the 10th-most receiving yards (1,923), 10th-most receptions (128, tied) and 12th-most receiving TDs (14) in school history...Totalled 8 career 100-yard receiving games...Earned All-Pac-12 Honorable Mention in 2014...Redshirted the 2013 season after transferring from Texas, where he played in a reserve wide receiver role, posting 2 catches for 35 yards and 1 carry for 10 yards in 10 games.

**PREP** All-American, 3-time all-state, 3-time all-area and 3-time all-district wide receiver at Austin High School, where he posted 213 receptions for 3,025 yards and 27 TDs...Earned 2nd-team All-USA by *USA Today* and High School All-America honorable mention by *Sports Illustrated* after totaling 1,025 yards and 9 TDs on 59 receptions and adding 124 rushing yards and 1 rushing TD, a TD senior...Played in the 2012 Under Armour All-America Game.



## #95 DATONE JONES

**POSITION:** DEFENSIVE END/TACKLE  
**HEIGHT/WEIGHT:** 6-5/288  
**DOB:** 7-24-90  
**HOMETOWN:** COMPTON, CA

**COLLEGE:** UCLA  
**ACQUIRED:** FA '17  
**NFL SEASON:** 5  
**VIKINGS SEASON:** 1

**2016 GP/GS**  
15/4 - GB

**Career GP/GS**  
59/7 - GB

**Playoffs GP/GS**  
8/0 - GB

• Part of 3 NFC North title teams (2013-14 and 2016) in Green Bay and played in 2 NFC Championship games during his Packers tenure.

• Became the 1st UCLA defensive lineman drafted in the 1st round since DT Manu Tuiaosopo in 1979 (18th overall, Seattle).

**OFF THE FIELD** Teammates at UCLA with Vikings LBs Anthony Barr and Eric Kendricks, LS Kevin McDermott and K Kai Forbath...Has a daughter, Laila, with wife, Lauren... Holds degree in history from UCLA...Active with animal abuse charities and the American Diabetes Association.

**PRO** Originally selected by Green Bay in the 1st round (26th overall) in the 2013 NFL Draft, 1 pick after the Vikings selected CB Xavier Rhodes...Started a career-best 4 games in 2016... Snared an INT at Tampa Bay in 2014...Has blocked a PAT and 2 FGs during his career...Career-best 3.5 sacks came during rookie season.

**2016** Started game at DE at Tennessee (11/13), other 3 starts came at LOLB in Weeks 14-16 (vs. Seattle, at Chicago and vs. Minnesota)...Played in all 3 playoff contests, helping the Packers advance to the NFC title game at Atlanta, and posted 3 playoff tackles...Posted career highs in tackles (6) and solo stops (5) vs. Houston (12/4)...Notched sack vs. Seattle (12/11)... Missed only game of season vs. Detroit (9/25) with knee injury.

**2015** Played in 15 games and was suspended for the season opener...Had a career-high-tying 2.0 sacks at Minnesota (11/22)...Played in both playoff contests - at Washington (1/10/16) and at Arizona (1/16/16).

**2014** Started 3 games and saw time in 13, registering a career-high 30 tackles...Had 5 tackles in the season opener at Seattle

(9/4) and vs. Atlanta (12/8)...Blocked a FG vs. St. Louis (10/11) in regular season and in the NFC Wild Card vs. Dallas (1/11/15)...Also recorded a half sack vs. Dallas (1/11/15).

**2013** Appeared in all 16 games, totaling a career-best 3.5 sacks...Helped the Packers advance to the NFC Wild Card, where Green Bay fell to San Francisco (1/5/14)...Set a career high in sacks with 2.0 vs. Philadelphia (11/10)...Blocked a PAT at Cincinnati (9/22).

**COLLEGE** Competed in 51 games (43 starts) at UCLA...Named 2nd-Team All-PAC 12 and Bruins Most Improved Player as a senior after leading the defensive line with 62 tackles and posting 6.5 sacks (3rd on team)...Blocked 2 kicks and caught a TD pass...Redshirted in 2010 with foot fracture...Played in 10 games (2 starts) as a true freshman.

**PREP** Earned 2nd-Team All-State and *Los Angeles Times* All-Star team honors as a senior at Compton (CA) High...Ranked 2nd-best DE in California by Scout...Ran 100, 200 and 400 meter in track and played basketball.

### JONES'S SACKS

GAME	QB	SACK
vs. Chicago, 11/4/13	Josh McCown	1.0
vs. Philadelphia, 11/10/13	Nick Foles	2.0
at Dallas, 12/15/13	Tony Romo	0.5
at Chicago, 9/28/14	Jay Cutler	1.0
at Tampa Bay, 12/21/14	Josh McCown	0.5
vs. Dallas, 1/11/15	Tony Romo	0.5
vs. San Diego, 10/18/15	Philip Rivers	1.0
at Minnesota, 11/22/15	Teddy Bridgewater	2.0
vs. Seattle, 12/11/16	Russell Wilson	1.0
<b>Total</b>		<b>9.5</b>





## #98 LINVAL JOSEPH

**POSITION:** DEFENSIVE TACKLE  
**HEIGHT/WEIGHT:** 6-4/329  
**DOB:** 10-10-88  
**HOMETOWN:** GAINESVILLE, FL

**COLLEGE:** EAST CAROLINA  
**ACQUIRED:** FA '14  
**NFL SEASON:** 8  
**VIKINGS SEASON:** 4

**2016 GP/GS**  
16/16

**Career GP/GS**  
97/90 (53/46-NYG; 44/44-MIN)

**Playoffs GP/GS**  
5/5 (1/1-MIN,  
4/4-NYG)

1 TFL, 1 sack, 2 QBHs and 1 FR at Tennessee (9/11).

- Veteran DT earned Super Bowl XLVI title as a starter with NY Giants in win over New England to cap the 2011 season.
- Earned his 1st career **Pro Bowl** nod after the 2016 season.
- Was born in the U.S. Virgin Islands and moved with his family to Florida when he was 10 years old.

**OFF THE FIELD** Born in the U.S. Virgin Islands and moved to the U.S. at age 10, settling with his family in Florida...Has a daughter, Elani...Visited Iceland during the 2017 offseason with teammates DE Danielle Hunter and TE Kyle Rudolph as a part of the team's Viking Heritage trip...Active with Open Door Ministry in his home town of Gainesville, FL...Majored in communications at ECU...Has a Maltese-Yorkie cross named Lucky...Was a state-champion weightlifter as a junior in high school...Had his #76 retired at Santa Fe HS during the 2015 offseason.

**PRO** Selected to the **Pro Bowl** following the 2016 season...Named **NFC Defensive Player of the Week** vs. St. Louis (11/8/15), only the 4th time in Vikings history a DT has been presented the award and the 1st time in his career earning the honor...Signed with the Vikings as an unrestricted free agent in 2014...Starter on Giants run to Super Bowl XLVI title after the 2011 season when the team went from a 9-7 regular season to the Super Bowl win, including road wins in the NFC Divisional Round (at Green Bay) and NFC Championship Game (at San Francisco)...Durable player with 90 starts in 97 career games and has missed only 1 game from 2011-14...Has started all 44 games he's appeared in as a Viking...Originally selected in 2nd round (#46) by Giants in 2010.

**HONORS** Earned his 1st career **Pro Bowl** nod following the 2016 season...Selected as 2015 **Vikings Defensive MVP**...Named **NFC Defensive Player of the Week** vs. St. Louis (11/8/15).

**2016** Earned his 1st career **Pro Bowl** bid...Became the 1st Vikings DT to record 100 tackles in a season since Henry Thomas (100) in 1991...Totalled 100 tackles (48 solo), 7 TFL, 4.0 sacks, 36 QBHs and 3 FF for the NFL's 3rd-ranked defense (314.9 ypg)...Recorded 7 tackles (2 solo), 1 TFL, 1 sack, 2 QBHs and 1 FF, which was returned 20 yards for a TD by Everson Griffen, vs. Chicago (1/1/17)...Totalled a career-high 15 tackles (8 solo) vs. Indianapolis (12/18)...Registered 5 tackles (2 solo) and 1 QBH, adding a blocked FG, at Jacksonville (12/11)...Led Minnesota's D-linemen with 7 tackles (4 solo) vs. Arizona (11/20)...Totalled 6 tackles (3 solo), 5 QBHs and 1 FF, which led to a Minnesota TD 4 plays later, at Washington (11/13)...Tabbed 5 tackles (2 solo) and 1 QBH vs. Detroit (11/6)...Lined up in the backfield on both Minnesota TDs against the Lions - a 1-yard reception by Kyle Rudolph and a 1-yard rush by Rhett Ellison...Posted 7 tackles (2 solo), 1 TFL, 1 sack and 3 QBHs at Carolina (9/25)...Recorded 8 tackles (5 solo), 1 sack, a career-high-tying 3 TFL and 5 QBHs vs. Green Bay (9/18)...Totalled 8 tackles (6 solo),

**2015** Helped lead stifling Vikings defense that keyed run to NFC North title...Played big role in Vikings ranking #5 in the NFL in scoring defense, allowing 18.9 points per game and ranking #13 in total defense...Named **NFC Defensive Player of the Week** for performance vs. St. Louis (11/8), the 1st time in his career being selected for the honor...Had a pair of 9-tackle games at Oakland (11/15) and vs. Green Bay (11/22)...Missed 4 games during the regular season but returned to start Wild Card Playoff game vs. Seattle (1/10/16), his 5th career playoff start.

**2014** 1 of 3 new starters along the Vikings defensive line in 2014...Started all 16 games after signing with the club as an unrestricted free agent during the offseason...Finished 2nd along the defensive line with 73 tackles, trailing only Everson Griffen (75)...Made his Vikings debut, which included 6 tackles, 1 TFL, 1.0 sack and 4 QB hurries, in the season opening win at St. Louis (9/7)...Helped the Vikings defense become the NFL's most improved in 2014, allowing 7.1 fewer offensive points per game than in 2013...1 of 8 new defensive starters for the Vikings in 2014.

**2013** Started 15 games...Part of NYG defense that ranked #12 in the NFL in total defense...Posted career-high 10 tackles at Carolina (9/22)...Notched 7 tackles and a sack against eventual Super Bowl champion vs. Seattle (12/15)...Missed 1 game with injury, inactive vs. Philadelphia (10/6)...Notched sack in a game at Philadelphia (10/27) when he caught Matt Barkley...Shared sack on Cowboys QB Tony Romo at Dallas (9/8).

**2012** Started all 16 games for 1st time in career...Ranked 5th on team with 72 tackles...Notched career-high 4.0 sacks...Posted career-best 2.0 sacks at Dallas (10/28)...Had FF and FR vs. Washington (10/21).

**2011** Moved into full-time starter role with 15 starts and played in 16 games...Opened all 4 playoff games en route to Super Bowl XLVI title...Had career-high 9 solo tackles vs. Green Bay (12/4)...Had a tackle and tackle for loss in Super Bowl...Had 3 tackles each in opening 3 playoff games of run to the title...Notched 1st career sack on Dolphins QB Matt Moore vs. Miami (10/30/11).

**2010** Saw time in 6 games as a rookie, inactive for 10...Had season-best 5 solo stops at Green Bay (12/26)...Played in 1st NFL game vs. Chicago (10/3).

**COLLEGE** Started 27 of his 41 career games at ECU, opening 9 at NT and 18 at RDE...Earned 1st-Team All-Conference USA as a senior in 2009...Earned Honorable Mention All-Conference USA as a junior...Scored a rushing TD in 2009 for the Pirates on a 1-yard carry.

**PREP** Twice named Class AAA All-State and lettered 4 times in football...Earned state title in weightlifting as a junior...Competed in shot put and discus as team advanced to state meet...Holds the school record in the shot put and discus.

**JOSEPH'S NFL TOTALS**

Year.....	GP/GS	Tackles			Sacks	INTs	PBU	TFL	QBH	FF/FR
		Solo	Asst.	Total						
2010 (NYG).....	6/0	8	3	11	0.0	0	0	--	--	0/0
2011 (NYG).....	16/15	34	15	49	2.0	0	3	--	--	0/0
<i>Playoffs</i> .....	4/4	6	5	11	0.0	0	0	--	--	0/0
2012 (NYG).....	16/16	39	33	72	4.0	0	0	--	--	1/2
2013 (NYG).....	15/15	51	24	75	3.0	0	0	--	--	1/1
2014 (Min).....	16/16	44	29	73	3.0	0	1	7.0	27	0/0
2015 (Min).....	12/12	43	28	71	0.5	0	2	8.0	26	1/0
<i>Playoffs</i> .....	1/1	4	2	6	0.0	0	0	0.0	1	0/0
2016 (Min).....	16/16	48	52	100	4.0	0	0	7.0	36	3/0
<b>Totals</b> .....	<b>97/90</b>	<b>267</b>	<b>184</b>	<b>451</b>	<b>16.5</b>	<b>0</b>	<b>6</b>	<b>--</b>	<b>--</b>	<b>6/3</b>
<i>Playoffs</i> .....	<b>5/5</b>	<b>10</b>	<b>7</b>	<b>17</b>	<b>0.0</b>	<b>0</b>	<b>0</b>	<b>--</b>	<b>--</b>	<b>0/0</b>

**SINGLE-GAME CAREER HIGHS**

Tackles.....15..... vs. Indianapolis, 12/18/16

Solo Tackles.....9..... vs. Green Bay, 12/4/11

Sacks.....2.0..... at Dallas, 10/28/12

Tackles for Loss.....3..... vs. St. Louis, 11/8/15; vs. Green Bay, 9/18/16

Forced Fumble.....1..... 6x, last vs. Chicago, 1/1/17

Fumble Recovery.....1..... vs. Washington, 10/21/12; vs. N.O., 12/9/12; vs. Washington, 12/29/13

**CENTURY CLUB**

According to coaches stats, Linval Joseph registered career highs in tackles (100) and sacks (4, tied) in 2016, becoming just the 5th DT in franchise history, and 1st since Henry Thomas in 1991, to total at least 100 tackles and 4.0 sacks in a season. Alan Page accomplished the feat a team-record 6 times from 1972-77.

**VIKINGS DTs WITH 100+ TACKLES AND 4.0+ SACKS IN A SEASON**

PLAYER	SEASONS	YEARS
Alan Page.....	6.....	1972-77
James White.....	2.....	1980-81
Charlie Johnson.....	1.....	1984
Henry Thomas.....	2.....	1990-91
<b>Linval Joseph.....</b>	<b>1.....</b>	<b>2016</b>

**INTERIOR FORCE**

Linval Joseph was a dominant force on the Vikings defensive line in 2016, ranking 2nd in total tackles (77) and 3rd in solo stops (37) among interior defensive linemen in the NFL, according to league statistics.

**TOTAL TACKLES / NFL DTs (NFL Stats)**

RK	PLAYER (TEAM).....	TOTAL TACKLES
1.	Damon Harrison (NYG).....	86
2.	<b>Linval Joseph (Min).....</b>	<b>77</b>
3.	DeForest Buckner (SF).....	73
4.	Ndamukong Suh (Mia).....	72
5.	Kyle Williams (Buf).....	64

**SOLO TACKLES / NFL DTs**

RK	PLAYER (TEAM).....	SOLO TACKLES
1.	Damon Harrison (NYG).....	55
2.	DeForest Buckner (SF).....	43
3.	Kyle Williams (Buf).....	42
4.	Ndamukong Suh (Mia).....	41
5.	<b>Linval Joseph (Min).....</b>	<b>37</b>

**JOSEPH'S SACKS**

GAME.....	QB.....	SACK
vs. Miami, 10/30/11.....	Matt Moore.....	1.0
@ San Francisco, 11/13/11.....	Alex Smith.....	1.0
vs. Dallas, 9/5/12.....	Tony Romo.....	1.0
@ San Francisco, 10/14/12.....	Alex Smith.....	1.0
@ Dallas, 10/28/12.....	Tony Romo.....	2.0
@ Dallas, 9/8/13.....	Tony Romo.....	0.5
@ Philadelphia, 10/27/13.....	Matt Barkley.....	1.0
vs. Dallas, 11/24/13.....	Tony Romo.....	0.5
vs. Seattle, 12/15/13.....	Russell Wilson.....	1.0
@ St. Louis, 9/7/14.....	Austin Davis.....	1.0
vs. Detroit, 10/12/14.....	Matthew Stafford.....	0.5
@ Buffalo, 10/19/14.....	Kyle Orton.....	1.0
vs. Chicago, 12/28/14.....	Jay Cutler.....	0.5
vs. St. Louis, 11/8/15.....	Nick Foles.....	0.5
at Tennessee, 9/11/16.....	Marcus Mariota.....	1.0
vs. Green Bay, 9/18/16.....	Aaron Rodgers.....	1.0
at Carolina, 9/25/16.....	Cam Newton.....	1.0
vs. Chicago, 1/1/17.....	Matt Barkley.....	1.0
<b>Total.....</b>		<b>16.5</b>



JOSEPH'S VIKINGS CAREER GAME-BY-GAME (\*starts)

2014.....U	A	T	TFL	SK	QH	FF	FR	INT	PD	2016.....U	A	T	TFL	SK	QH	FF	FR	INT	PD
at STL - 9/7*.....5	1	6	1	1.0	4	0	0	0	0	at TN - 9/11*.....2	6	8	1	1.0	2	1	0	0	0
vs. NE - 9/14*.....1	3	4	0	0.0	1	0	0	0	0	vs. GB - 9/18*.....5	3	8	3	1.0	5	0	0	0	0
at NO - 9/21*.....3	0	3	1	0.0	2	0	0	0	0	at CAR - 9/25*.....2	5	7	1	1.0	3	0	0	0	0
vs. ATL - 9/28*.....5	1	6	0	0.0	2	0	0	0	0	vs. NYG - 10/3*.....2	1	3	0	0.0	1	0	0	0	0
at GB - 10/2*.....3	2	5	0	0.0	0	0	0	0	0	vs. HOU - 10/9*.....4	2	6	0	0.0	4	0	0	0	0
vs. DET - 10/12*.....2	6	8	1	0.5	6	0	0	0	0	at PHI - 10/23*.....1	5	6	0	0.0	0	0	0	0	0
at BUF - 10/19*.....1	1	2	1	1.0	1	0	0	0	0	at CHI - 10/31*.....5	1	6	1	0.0	2	0	0	0	0
at TB - 10/26*.....3	2	5	0	0.0	1	0	0	0	0	vs. DET - 11/6*.....2	3	5	0	0.0	1	0	0	0	0
vs. WAS - 11/2*.....1	1	2	0	0.0	2	0	0	0	0	at WAS - 11/13*.....3	3	6	0	0.0	5	1	0	0	0
at CHI - 11/16*.....3	1	4	0	0.0	0	0	0	0	0	vs. ARI - 11/20*.....4	3	7	0	0.0	0	0	0	0	0
vs. GB - 11/23*.....3	4	7	1	0.0	0	0	0	0	0	at DET - 11/24*.....1	1	2	0	0.0	2	0	0	0	0
vs. CAR - 11/30*.....3	1	4	1	0.0	1	0	0	0	1	vs. DAL - 12/1*.....3	2	5	0	0.0	3	0	0	0	0
vs. NYJ - 12/7*.....2	0	2	0	0.0	0	0	0	0	0	at JAX - 12/11*.....2	3	5	0	0.0	1	0	0	0	0
at DET - 12/14*.....4	2	6	0	0.0	2	0	0	0	0	vs. IND - 12/18*.....8	7	15	0	0.0	2	0	0	0	0
at MIA - 12/21*.....4	2	6	0	0.0	4	0	0	0	0	at GB - 12/24*.....2	2	4	0	0.0	3	0	0	0	0
vs. CHI - 12/28*.....1	2	3	1	0.5	1	0	0	0	0	vs. CHI - 11/17*.....2	5	7	1	1.0	2	1	0	0	0
<b>2014..GP/GS: 16/16.....44</b>	<b>29</b>	<b>73</b>	<b>7</b>	<b>3.0</b>	<b>27</b>	<b>0</b>	<b>0</b>	<b>0</b>	<b>1</b>	<b>2016..GP/GS: 16/16.....48</b>	<b>52</b>	<b>100</b>	<b>7</b>	<b>4.0</b>	<b>36</b>	<b>3</b>	<b>0</b>	<b>0</b>	<b>0</b>

2015.....U	A	T	TFL	SK	QH	FF	FR	INT	PD
at SF - 9/14*.....1	4	5	0	0.0	1	0	0	0	0
vs. DET - 9/20*.....4	1	5	1	0.0	4	0	0	0	0
vs. SD - 9/27*.....2	2	4	0	0.0	2	0	0	0	0
at DEN - 10/4*.....2	4	2	0.0	2	0	0	0	0	1
vs. KC - 10/18*.....3	1	4	1	0.0	1	0	0	0	0
at DET - 10/25*.....5	1	6	0	0.0	2	0	0	0	0
at CHI - 11/1*.....3	4	7	1	0.0	3	0	0	0	0
vs. STL - 11/8*.....5	3	8	3	0.5	4	0	0	0	0
at OAK - 11/15*.....5	4	9	0	0.0	4	1	0	0	0
vs. GB - 11/22*.....7	2	9	0	0.0	3	0	0	0	0
at ATL - 11/29*.....3	2	5	0	0.0	0	0	0	0	0
vs. SEA - 12/6.....INACTIVE									
at AZ - 12/10.....INACTIVE									
vs. CHI - 12/20.....INACTIVE									
vs. NYG - 12/27*.....3	2	5	0	0.0	0	0	0	0	1
at GB - 1/3/16.....INACTIVE									
<b>2015..GP/GS: 12/12.....43</b>	<b>28</b>	<b>71</b>	<b>8</b>	<b>0.5</b>	<b>26</b>	<b>1</b>	<b>0</b>	<b>0</b>	<b>2</b>
<b>PLAYOFFS</b>									
vs. SEA - 1/10/16*.....4	2	6	0	0.0	1	0	0	0	0

LINVAL LEADS THE WAY

Linval Joseph's dominant efforts up front helped the Vikings rank 6th in points allowed (19.2) and 3rd in total net yards (314.9) in 2016. In his 2nd season with the Vikings (2015), Joseph earned his 1st career NFC Defensive Player of the Week award for his breakout game vs. St. Louis and was honored by the team as its Defensive MVP. Joseph became only the 4th Vikings DT to earn the Defensive Player of the Week, joining some elite company in Hall of Famer John Randle and Vikings legends Keith Millard and Kevin Williams. Joseph is coached by Vikings defensive line mentor Andre Patterson, who also coached Randle during some of his most productive seasons with the Vikings in 1998-99 when Randle was an All-Pro and Pro Bowler.

VIKINGS DTs NAMED NFC DEFENSIVE PLAYER OF THE WEEK

PLAYER, GAME	STATS
Keith Millard, vs. Det., 10/8/89.....	3 sacks, 7 tackles, 1 INT
John Randle, @ Chi., 10/25/93.....	3.5 sacks, 7 tackles
John Randle, vs. SF, 12/26/94.....	2 sacks, 1 FF, 1 FR, 2 tackles
John Randle, vs. GB, 9/22/96.....	2 sacks, 2 FF, 3 tackles
John Randle, vs. TB, 10/3/99.....	2 sacks, 1 FF, 1 FR, 1 PD, 4 tackles
John Randle, vs. Det., 1/2/00.....	2 sacks, 1 FF, 3 tackles
Kevin Williams, vs. Jax., 11/28/04.....	6 tackles, 1 sack, 1 FR TD
<b>Linval Joseph, vs. StL, 11/8/15.....</b>	<b>8 tackles, 3 TFL, 0.5 Sack, 4 QBH</b>



TE Kyle Rudolph, DT Linval Joseph and DE Danielle Hunter traveled to Iceland for the team's Viking Heritage trip during the 2017 offseason. The Viking War Chant was gifted to the Vikings to use as the Skol Chant during home games starting during the inaugural season at U.S. Bank Stadium in 2016. The 3 players took part in a goodwill tour in Iceland's capital, Reykjavik, and down Iceland's South Shore.



## #27 JAYRON KEARSE

**POSITION:** SAFETY  
**HEIGHT/WEIGHT:** 6-4/215  
**DOB:** 2-11-94  
**HOMETOWN:** FORT MYERS, FL

**COLLEGE:** CLEMSON  
**ACQUIRED:** D7b (#244) '16  
**NFL SEASON:** 2  
**VIKINGS SEASON:** 2

**2016 GP/GS**  
16/1

**Career GP/GS**  
16/1

**Playoffs GP/GS**  
0/0

• Nephew of former NFL standout DE Jevon Kearse.

• Played on youth football teams in South Florida with future Clemson and Vikings teammate Mackensie Alexander.

**OFF THE FIELD** Related to former NFL players DE Jevon Kearse (uncle) and CB Phillip Buchanon (cousin), both 1st-round selections...Majored in communication studies at Clemson... Has a daughter, Ja'riah.

**PRO** Tallied 1 tackle in his 1st career start at Chicago (10/31/16)... Registered a career-high 6 tackles (1 solo) at Philadelphia (10/23/16)...Notched a special teams tackle in his NFL debut at Tennessee (9/11)...Selected in the 7th round (#244) of the 2016 NFL Draft after declaring after his junior year...Clemson's 9 players drafted in 2016 trailed only Ohio State's 12.

**2016** Saw action in all 16 games (1 start), totaling 7 tackles (1 solo) on defense and 6 stops (3 solo) and 1 FR on special teams...Tallied 1 special teams tackle and recovered a muffed punt, seeing limited action on defense, vs. Chicago (1/17/17)... Notched 1 special teams stop at Green Bay (12/24)...Tallied 1 special teams stop vs. Dallas (12/1)...Recorded 1 special teams tackle vs. Detroit (11/6)...Posted 1 tackle in his 1st career start at Chicago (10/31)...Subbed for an injured Andrew Sendejo and recorded his 1st career defensive statistics, 6 tackles (1 solo),

at Philadelphia (10/23)...Posted 1 special teams tackle vs. Houston (10/9)...Tallied 1 special teams tackle in his NFL debut at Tennessee (9/11).

**COLLEGE** A 2-year starter at SS, appearing in 40 games with 29 starts at Clemson...Earned 1st-team All-American honors from the AP in 2015, totaling 87 tackles, 6.5 TFLs, 1 INT and 8 PBUs...Shared Player of the Game honors after setting a career-best with 3 TFLs vs. Georgia Tech (10/10/15)...Had 10 tackles in the Capital One Orange Bowl vs. Oklahoma (12/31/15)... Recorded 3 tackles in the National Championship Game against Alabama (1/11/16)...Had 67 tackles, 5 TFLs, 3.0 sacks, 2 INTs and 7 PBUs in 2014...Collected 4 tackles and 1 INT at #1 Florida State (9/20/14)...Had 4 tackles and 1 FR in the Russell Athletic Bowl vs. Oklahoma (12/29/14)...Totaled 55 tackles, 0.5 TFLs and a career-high 4 INTs in 2013...Had 9 tackles and a key INT vs. Ohio State (1/13/14) in the Orange Bowl.

**PREP** Was rated the #16 athlete in the nation by Rivals.com...Named the area Defensive Player of the Year at South Fort Myers HS...Helped his team to an 11-2 record as a senior... Scored 10 total TDs on offense as a senior...Had 1,600 rushing yards and 17 TDs as a junior...Attended the same HS as Bills WR Sammy Watkins, who also played at Clemson...Played in the Offense-Defense Bowl in Houston.

### KEARSE'S NFL TOTALS

Year.....	GP/GS	Tackles					INTs	PBU	TFL	QBH	FF/FR	Special Teams
		Solo	Asst.	Total	Sacks							
2016 (Min).....	16/1	1	6	7	0.0	0	0	0	0	0	0/0	6
<b>Totals</b> .....	<b>16/1</b>	<b>1</b>	<b>6</b>	<b>7</b>	<b>0.0</b>	<b>0</b>	<b>0</b>	<b>0</b>	<b>0</b>	<b>0</b>	<b>0/0</b>	<b>6</b>

### SINGLE-GAME CAREER HIGHS

Tackles..... 6..... at Philadelphia, 10/23/16  
 Solo Tackles..... 1..... at Philadelphia, 10/23/16  
 Special Teams Tackles..... 1..... 6x, last vs. Chicago, 1/17/17

### KEARSE'S CAREER GAME-BY-GAME (\*starts)

2016.....	U	A	T	TFL	SK	QH	FF	FR	INT	PD
at TN - 9/11.....	0	0	0	0	0.0	0	0	0	0	0
vs. GB - 9/18.....	0	0	0	0	0.0	0	0	0	0	0
at CAR - 9/25.....	0	0	0	0	0.0	0	0	0	0	0
vs. NYG - 10/3.....	0	0	0	0	0.0	0	0	0	0	0
vs. HOU - 10/9.....	0	0	0	0	0.0	0	0	0	0	0
at PHI - 10/23.....	1	5	6	0	0.0	0	0	0	0	0
at CHI - 10/31*.....	0	1	1	0	0.0	0	0	0	0	0
vs. DET - 11/6.....	0	0	0	0	0.0	0	0	0	0	0
at WAS - 11/13.....	0	0	0	0	0.0	0	0	0	0	0
vs. ARI - 11/20.....	0	0	0	0	0.0	0	0	0	0	0
at DET - 11/24.....	0	0	0	0	0.0	0	0	0	0	0
vs. DAL - 12/1.....	0	0	0	0	0.0	0	0	0	0	0
at JAX - 12/11.....	0	0	0	0	0.0	0	0	0	0	0
vs. IND - 12/18.....	0	0	0	0	0.0	0	0	0	0	0
at GB - 12/24.....	0	0	0	0	0.0	0	0	0	0	0
vs. CHI - 1/1/17.....	0	0	0	0	0.0	0	0	0	0	0
<b>2016 TOTALS</b> .....	<b>1</b>	<b>6</b>	<b>7</b>	<b>0</b>	<b>0.0</b>	<b>0</b>	<b>0</b>	<b>0</b>	<b>0</b>	<b>0</b>
<b>2016 ... GP/GS:</b> 16/1....	<b>1</b>	<b>6</b>	<b>7</b>	<b>0</b>	<b>0.0</b>	<b>0</b>	<b>0</b>	<b>0</b>	<b>0</b>	<b>0</b>



#7

CASE KEENUM

**POSITION:** QUARTERBACK  
**HEIGHT/WEIGHT:** 6-1/215  
**DOB:** 2-17-88  
**HOMETOWN:** ABILENE, TX

**COLLEGE:** HOUSTON  
**ACQUIRED:** UFA '16  
**NFL SEASON:** 5  
**VIKINGS SEASON:** 1

2016 GP/GS	Career GP/GS	Playoffs GP/GS
10/9	26/24 (10/10-HOU, 6/5-STL, 10/9-LAR)	0/0

- Has totaled 5,224 yards and 24 TDs on 454-of-777 passing (58.4%) in 26 games (24 starts) throughout his NFL career.
- Traded from Houston to St. Louis for a 2015 7th-round draft pick on 3/11/15 and originally signed with Houston as a rookie free agent on 5/14/12.
- Finished his college career as the NCAA's all-time leader in total passing yards (19,217) and passing TDs (155).
- Twice received the **Sammy Baugh Trophy** (2009 and 2011) which is awarded annually to the nation's top college passer.

**OFF THE FIELD** Married fellow Abilene, TX, native Kimberly Caddell in June 2011...Has 2 sisters, Lauren and Allison...Father, Steve, was a football coach on the high school and college level for 24 years prior to assuming his current role as the Area Director of the Big Country Fellowship of Christian Athletes... Received his bachelor's degree in kinesiology with a minor in business administration in December of 2010.

**PRO** Has appeared in 26 games (24 starts), totaling 5,224 yards and 24 TDs on 454-of-777 passing (58.4%)...Has posted a 9-7 record in his last 16 starts...Established single-season career highs in attempts (322), completions (196), completion percentage (60.9), passing yards (2,201) and passing TDs (9 - tied) in 10 games (9 starts) during the 2016 campaign.

**2016** Served as a team captain, as voted by his teammates... Saw action in 10 games (9 starts), setting single-season career highs in every passing category: attempts (322), completions (196), completion percentage (60.9), passing yards (2,201) and passing TDs (9 - tied)...Completed a career-high 32 passes on 53 attempts (60.4%) for 291 yards and 1 TD vs. the New York Giants (10/23)...Connected on 27-of-32 passes (84.4%) for 321 yards and 3 TDs for a 126.7 passer rating at Detroit (10/16), competing a franchise-record 20-consecutive passes against the Lions...Tied former Rams QB Kurt Warner (27 of 32 vs. Minnesota on 12/10/00) for the 4th-best single-game completion rate...Threw for 266 yards and 2 TDs to WR Brian Quick on 18-of-30 passing at Arizona (10/2)...Completed 14-of-19 passes for 190 yards and 2 TDs at Tampa Bay (9/25), completing passes of more than 40 yards on each scoring strike.

**2015** Appeared in 6 games (5 starts), posting 828 yards, 4 TDs, 1 INT and an 87.7 passer rating on 76-of-125 passing (60.8%)...

Totaled 231 yards on 22-of-37 passing (59.5%) vs. San Francisco (1/3/16), adding a 2-yard rush against the 49ers...Threw for 103 yards and 1 TD on 14-of-23 passing (60.9%) at Seattle (12/27), adding 4 rushing yards against the Seahawks...Registered a 158.0 passer rating on 14-of-17 passing for 234 yards and 2 TDs vs. Tampa Bay (12/17).

**2014** Started 2 games for the Texans after being activated from St. Louis' practice squad on 12/15... Inactive for 6 games and dressed but did not play at Tampa Bay (9/14) for the Rams before joining the club's practice squad...Completed 25-of-35 passes (71.4%) for 250 yards and 2 TDs vs. Jacksonville (12/28)... Threw for 185 yards on 20-of-42 passing vs. Baltimore (12/21).

**2013** Started all 8 games in which he played, totaling 1,760 yards, 9 TDs and 6 INTs on 137-of-253 passing for a 78.2 passer rating...Threw for 822 yards, 7 TDs, 0 INTs and a 105.1 passer rating on 57-of-102 passing (55.9%) in his 1st 3 NFL starts... Threw 105-consecutive passes without an INT, the 3rd-longest streak in Texans franchise history...Inactive for the 1st 6 games of the season...Completed 22-of-43 passes for 201 yards and 3 TDs at Arizona (11/10), setting a Texans single-game franchise record for most passing attempts without an INT...Connected on 20-of-34 passes for 350 yards, 3 TDs, 0 INTs and a 123.4 passer rating vs. Indianapolis (11/3)...Completed 15-of-25 passes for 271 yards (the most by a Texans QB in his 1st NFL start) and 1 TD, adding 10 rushing yards on 3 carries, in his NFL debut vs. Kansas City (10/20).

**2012** Spend his rookie campaign on the Texans practice squad...Originally signed with the club as a rookie free agent on 5/14.

**COLLEGE** Concluded his college career as the NCAA's all-time leading passer with 19,217 yards and 155 TDs...Competed in 57 games and completed 69.4% of his passes during his 5-year career at Houston...Earned the 2009 and 2011 Sammy Baugh Trophy, awarded annually to the nation's top college passer...1 of just 2 players in NCAA history to register multiple 5,000-yard passing seasons...Threw for a career-high 599 passing yards vs. Southern Mississippi in 2009.

**PREP** Prepped at Wylie HS in Abilene, TX, where he passed for 6,783 yards and 48 TDs, earning 2nd-Team All-State accolades in 2006...Led the Bulldogs to 31 wins in 42 career starts...Also lettered in basketball and track.

KEENUM'S TOUCHDOWNS GAME

at Kansas City, 10/20/13	29 pass to D. Hopkins
vs. Indianapolis, 11/3/13	62 pass to A. Johnson, 41 pass to A. Johnson, 5 pass to A. Johnson
at Arizona, 11/10/13	7 pass to A. Johnson, 2 pass to R. Griffin, 5 pass to A. Johnson
vs. Oakland, 11/17/13	42 pass to G. Graham
vs. New England, 12/1/13	5 run
at Jacksonville, 12/5/13	8 pass to K. Martin, 10 pass to A. Foster, 8 pass to A. Johnson
at Baltimore, 11/22/15	30 pass to L. Kendrick
vs. Tampa Bay, 12/17/15	17 pass to T. Austin, 60 pass to K. Britt
at Seattle, 12/27/15	28 pass to K. Britt
at Tampa Bay, 9/25/16	44 pass to B. Quick, 43 pass to T. Austin
at Arizona, 10/2/16	65 pass to B. Quick, 4 pass to B. Quick
at Detroit, 10/16/16	20 pass to K. Britt, 1 run, 15 pass to L. Kendrick, 9 pass to K. Britt
vs. NY Giants, 10/23/16	10 pass to T. Austin
vs. Carolina, 11/6/16	10 pass to K. Britt
<b>Total</b>	<b>26 (24 passing, 2 rushing)</b>

**KEENUM'S NFL TOTALS**

Year.....	GP/GS	Att	Comp	Pct	Yds	TD	INT	Lg	Sk/Yds	Rtg	Rush	Yds	TD
2013 (Hou).....	8/8	253	137	54.2	1,760	9	6	66	19/201	78.2	14	72	1
2014 (Hou).....	2/2	77	45	58.4	435	2	2	35	3/15	72.2	10	35	0
2015 (StL).....	6/5	125	76	60.8	828	4	1	60t	4/28	87.7	12	5	0
2016 (LAR).....	10/9	322	196	60.9	2,201	9	11	65t	23/140	76.4	20	51	1
<b>Totals.....</b>	<b>26/24</b>	<b>777</b>	<b>454</b>	<b>58.4</b>	<b>5,224</b>	<b>24</b>	<b>20</b>	<b>66</b>	<b>49/384</b>	<b>78.4</b>	<b>56</b>	<b>163</b>	<b>2</b>

**Record as Starter: Record as Starter: 9-15; 0-8 in 2013, 2-0 in 2014, 3-2 in 2015, 4-5 in 2016; 2-8 with the Texans, 7-7 with the Rams.**

**SINGLE-GAME CAREER HIGHS**

Attempts.....	53	vs. New York Giants, 10/23/16
Completions.....	32	vs. New York Giants, 10/23/16
Passing Yards.....	350	vs. Indianapolis, 11/3/13
Passing TDs.....	3	vs. Indianapolis, 11/3/13; at Arizona, 11/10/13; at Detroit, 10/16/16
Interceptions.....	4	vs. New York Giants, 10/23/16
Passer Rating (min. 20).....	126.7	at Detroit, 10/16/16
Completion Percentage.....	84.4	at Detroit, 10/16/16
Long Pass.....	66	vs. New England, 12/1/13
Rushes.....	6	vs. Jacksonville, 12/28/14
Rush Yards.....	26	vs. Indianapolis, 11/3/13
Rushing TD.....	1	vs. New England, 10/1/13; at Detroit, 10/16/16
Long Rush.....	22	vs. Indianapolis, 11/3/13

**KEENUM'S CAREER GAME-BY-GAME (\*starts; scores for games started only; games with 100+ passer rating in bold)**

2013 HOUSTON.....	Att.	Comp.	Yards	Pct.	TD	INT	Lg	Sk/Yds	Rating	Rush	Yds	TD	Score
10/20.....@ Kansas City*.....	25	15	271	60.0	1	0	42	5/50	110.6	3	10	0	L 16-17
11/3.....vs. Indianapolis*.....	34	20	350	58.8	3	0	62t	1/10	123.4	3	26	0	L 24-27
11/10.....@ Arizona*.....	43	22	201	51.2	3	0	22	3/42	87.5	2	13	0	L 24-27
11/17.....vs. Oakland*.....	24	13	170	54.2	1	1	42t	2/41	73.3	0	0	0	L 23-28
11/24.....vs. Jacksonville*.....	34	18	169	52.9	0	1	37	2/28	54.7	1	2	0	L 6-13
12/1.....vs. New England*.....	30	15	272	50.0	0	1	66	1/8	67.6	3	6	1	L 31-34
12/5.....@ Jacksonville*.....	29	16	159	55.2	1	1	27	1/6	68.0	1	13	0	L 20-27
12/15.....@ Indianapolis*.....	34	18	168	52.9	0	2	39	4/36	42.3	1	2	0	L 3-25
<b>2013.....GP/GS: 8/8.....</b>	<b>253</b>	<b>137</b>	<b>1,760</b>	<b>54.2</b>	<b>9</b>	<b>6</b>	<b>66</b>	<b>19/201</b>	<b>78.2</b>	<b>14</b>	<b>72</b>	<b>1</b>	

2014 HOUSTON.....	Att.	Comp.	Yards	Pct.	TD	INT	Lg	Sk/Yds	Rating	Rush	Yds	TD	Score
9/12/21.....vs. Baltimore*.....	42	20	185	47.6	0	1	35	0/0	50.2	4	19	0	W 25-13
12/28.....vs. Jacksonville*.....	35	25	250	71.4	2	1	34	3/15	98.5	6	16	0	W 23-17
<b>2014.....GP/GS: 2/2.....</b>	<b>77</b>	<b>45</b>	<b>435</b>	<b>58.4</b>	<b>2</b>	<b>2</b>	<b>35</b>	<b>3/15</b>	<b>72.2</b>	<b>10</b>	<b>35</b>	<b>0</b>	

2015 ST. LOUIS RAMS.....	Att.	Comp.	Yards	Pct.	TD	INT	Lg	Sk/Yds	Rating	Rush	Yds	TD	Score
9/11/15.....vs. Chicago.....	0	0	0	-	0	0	-	0/0	-	0	0	0	0
11/22.....@ Baltimore*.....	26	12	136	46.2	1	0	30t	1/5	75.2	2	0	0	L 13-16
12/13.....vs. Detroit*.....	22	14	124	63.6	0	1	25	1/10	59.7	2	2	0	W 21-14
12/17.....vs. Tampa Bay*.....	17	14	234	82.4	2	0	60t	2/13	158.0	3	-3	0	W 31-23
12/27.....@ Seattle*.....	23	14	103	60.9	1	0	28t	0/0	86.0	4	4	0	W 23-17
1/3/16.....@ San Francisco*.....	37	22	231	59.5	0	0	54	0/0	77.6	1	2	0	L 16-19
<b>2015.....GP/GS: 6/5.....</b>	<b>125</b>	<b>76</b>	<b>828</b>	<b>60.8</b>	<b>4</b>	<b>1</b>	<b>60t</b>	<b>4/28</b>	<b>87.7</b>	<b>12</b>	<b>5</b>	<b>0</b>	

2016 LOS ANGELES RAMS.....	Att.	Comp.	Yards	Pct.	TD	INT	Lg	Sk/Yds	Rating	Rush	Yds	TD	Score
9/12.....@ San Francisco*.....	35	17	130	48.6	0	2	22	2/10	34.2	3	10	0	L 0-28
9/18.....vs. Seattle*.....	30	18	239	60.0	0	0	44	3/20	85.3	3	5	0	W 9-3
9/25.....@ Tampa Bay*.....	26	14	190	53.8	2	1	44t	1/7	87.0	2	1	0	W 37-32
10/2.....@ Arizona*.....	30	18	266	60.0	2	0	65t	2/19	111.3	3	14	0	W 17-13
10/9.....vs. Buffalo*.....	31	21	271	67.7	0	2	31	4/28	68.1	0	0	0	L 19-30
10/16.....@ Detroit*.....	32	27	321	84.4	3	1	47	1/10	126.7	3	7	1	L 28-31
10/23.....vs. NY Giants*.....	53	32	291	60.4	1	4	48	3/20	50.1	1	3	0	L 10-17
11/6.....vs. Carolina*.....	46	27	296	58.7	1	1	31	4/16	76.0	0	0	0	L 10-13
11/13.....@ NY Jets*.....	30	17	165	56.7	0	0	46	3/10	72.2	5	11	0	W 9-6
12/15.....@ Seattle.....	9	5	32	55.6	0	0	16	0/0	63.2	0	0	0	
<b>2016.....GP/GS: 10/9.....</b>	<b>322</b>	<b>196</b>	<b>2,201</b>	<b>60.9</b>	<b>9</b>	<b>11</b>	<b>65t</b>	<b>23/140</b>	<b>76.4</b>	<b>20</b>	<b>51</b>	<b>1</b>	

**KEENUM'S CAREER 4TH-QUARTER/OVERTIME COMEBACK WINS**

Date	Opponent	Final Score	Pre Drive Score	QTR	Drive Start	Drive End	Scoring Play	Start LOS	Last LOS	Drive Plays	Net Yds	Time Poss.
12/28/14	vs. Jacksonville	23-17	14-17	4	4:45 (3)	13:34	Johnson 8 catch	HT20	JJ8	12	80	6:11
		23-17	21-17	4	6:32	5:51	Watt 10 safety	JJ7	JJ10	3	-7	0:55
10/2/16	vs. Arizona	17-13	10-13	4	5:09	2:36	Quick 4 catch	AC19	AC4	5	15	2:36
11/13/16	vs. NY Jets	9-6	6-6	4	10:52	6:52	Zuerlein 34 FG	LR48	NYJ16	10	36	4:00



# 54

## ERIC KENDRICKS

POSITION: LINEBACKER  
 HEIGHT/WEIGHT: 6-0/232  
 DOB: 2-29-92  
 HOMETOWN: FRESNO, CA

COLLEGE: UCLA  
 ACQUIRED: D2 (#45) '15  
 NFL SEASON: 3  
 VIKINGS SEASON: 3

2016 GP/GS  
15/14

Career GP/GS  
29/25

Playoff GP/GS  
1/1

• Has led Vikings in tackles in back-to-back seasons to start his career – 126 in 2016 and 105 in 2015.

• The 2nd Vikings rookie to lead team in tackles in team history and the 1st since 1961 expansion season when Rip Hawkins led the club.

• UCLA's all-time leading tackler with 481 career stops. Led the nation in solo tackles (101) in 2014.

**OFF THE FIELD** Earned his degree in political science... Father, Horace, was a RB at UCLA and went on to play in the Canadian Football League... Brother, Mychal, attended California and was drafted by the Philadelphia Eagles in the 2nd round (#46 overall) in the 2012 NFL Draft, 1 pick lower than younger brother Eric would go 3 years later... Named to the Athletic Director's Honor Roll each year from 2011-14... "Leap Year" baby born on 2/29/92 in Clovis, CA... 1 of 8 siblings.

**HONORS** Named **NFC Defensive Player of the Week** for game at Tennessee (9/11/16)... Named to **PFWA All-Rookie Team** for 2015... Earned **NFC Defensive Rookie of the Month** for October 2015.

**PRO** Became the 2nd player and 1st LB in team history to record at least 10 TFLs and 10 PD in the same season, after recording 126 tackles (86 solo), 10 TFL, 2.5 sacks, 4 QBHs, 1 FF, 1 FR, 1 INT and 11 PD in 2016... Scored his 1st-career TD, returning an INT 77 yards, at Tennessee (9/11/16)... Paired with DE Danielle Hunter (24-yard FR-TD) to mark the 6th time in team history TDs were scored by INT and fumble return in a game... Took over regular starting role for Vikings at MLB as a rookie in 2015... Became the 2nd Vikings rookie to lead team in tackles when he posted 105 in 2015 (Rip Hawkins, 1961)... Selected in the 2nd Round with the #45 overall pick in 2015 NFL Draft... College roommate and teammate of 2014 1st-round selection, Anthony Barr.

**2016** Totaled a career-high 126 tackles (86 solo) – including 49 in the final 4 games of the season – 10 TFL, 2.5 sacks, 4 QBHs, 1 FF, 1 FR, 1 INT and 11 PD... Became the 2nd Viking and 1st LB in team history to record at least 10 TFLs and 10 PD in the same season... Matched a career high with 13 tackles (8 solo), adding 1 TFL and 1 QBH, vs. Chicago (1/1/17)... Registered career highs in tackles (13, tied), sacks (2.5) and TFL (4), adding 3 QBHs, at Green Bay (12/24)... Tied for 2nd among LBs in franchise history with his 2.5 sacks against the Packers... Led Minnesota's LBs with 12 tackles, reaching the 100-tackle mark for the 2nd time in his career, vs. Indianapolis (12/18)... Totaled a team-high 11 tackles, 1 TFL and 1 PD at Jacksonville (12/11)... Tallied 8 tackles and recovered a WR Lucky Whitehead fumble forced by DE Everson Griffen vs. Dallas (12/1)... Recorded 5 tackles, including 1 TFL, and 1 PD vs. Arizona (11/20)... Tabbed 1 tackle and 1 PD before leaving the game with a hip injury in the 1st quarter at Washington (11/13)... Inactive (concussion) vs. Detroit (11/6)... Notched a game-high 9 tackles at Chicago (10/31)... Led the team with 12 tackles at Philadelphia (10/23)... Competed against his brother, Eagles LB Mychal Kendricks, for just the 2nd time and 1st since college when Eric's UCLA Bruins played Mychal's Cal Bears... Led Vikings LBs with 8 tackles,

adding 1 PD, at NY Giants (10/3)... Posted 5 stops, including 1 TFL, 1 FF (recovered by S Andrew Senedejo) and 1 PD vs. Green Bay (9/18)... Scored his 1st-career TD, returning an INT 77 yards, to give the Vikings its 1st lead of the day in the season opener at Tennessee (9/11)... Paired with DE Danielle Hunter (24-yard FR-TD) to mark the 6th time in team history TDs were scored by INT and fumble returns in a single game... Also posted 7 tackles, including 1 TFL, against the Titans en route to winning **NFC Defensive Player of the Week**.

**2015** Stepped into starting role early in rookie campaign and went on to lead team in tackles with 105, the 2nd time in team history a rookie led the team in stops... Honored in postseason with spot on the **PFWA/PFW All-Rookie Team**... Selected as **NFC Defensive Rookie of the Month** for October 2015 when he had 25 tackles and 4 sacks in a 3-game span... Tied for 2nd in Vikings history with 4.0 sacks by a rookie LB and ranks tied for 4th in club history for starts by a rookie LB... Helped Vikings to an 11-5 mark and NFC North title, winning the Division for the 1st time since 2009 and snapping a 4-year streak by Green Bay, winning the crown at Lambeau Field in the regular season finale... Part of rookie group that tied a team record by starting 6 players in a game when Kendricks joined T.J. Clemmings, WR Stefon Diggs, LB Edmond Robinson, CB Trae Wayne and S Anthony Harris in the starting lineup at Arizona (12/10)... Notched season-best 13 tackles vs. Kansas City (10/18)... Had season-high 2.0 sacks at Detroit... Took over starting duties at MLB at Denver (10/4), a narrow 23-20 loss, and notched 1st career sack when he hauled down future Hall of Famer Peyton Manning... Missed 2 games, vs. St. Louis (11/8) and at Oakland (11/15) with injury... Had 3-game streak with a sack - at Denver, vs. Kansas City and at Detroit.

**COLLEGE** All-time leading tackler in UCLA history with 481 tackles... Started 42 career games for the Bruins... Became UCLA's 1st Butkus Award winner in 2014... Won the Lott IMPACT Trophy, the 2nd straight season a Bruin won that award (Anthony Barr, 2013)... Earned All-American praise as a senior... Led UCLA in tackles each season from 2012-14... INT return for TD vs. Virginia, 3rd TD of his career... Co-Captain in 2014... Presented at team banquet with Best Leadership Award, Heart Award and Most Valuable Player Award... Co-Captain in 2013 earning honorable mention all-conference and all-academic team... Started all 14 games as a sophomore and earned honorable mention All-Pac-12 and academic all-conference as sophomore... Started 3 of his 14 contests as a freshman and ranked 2nd on the team in tackles (76), earning the Bruins Rookie of the Year award... Honorable mention as freshman All-American and Pac-12 all-academic team... Took a redshirt in 2010 and was named the team's Outstanding Scout Team Player.

**PREP** 3-year letter winner at Herbert Hoover High School in Fresno, CA... Saw action at LB, QB, RB, K and P... Served as team captain during his junior and senior seasons... Notched 117 tackles and 2 INTs as a senior... Scored 14 TDs on offense... Named 1st-Team All-League defense by the Fresno Bee during junior and senior campaigns... Standout in basketball and baseball... Team captain and 1st-Team All-League in 2009 in basketball... First-Team All-League in 2009-10 in baseball... Named 2010 male Tri-Athlete of the Year at Herbert Hoover HS.

## KENDRICKS' NFL TOTALS

Year.....	GP/GS	Tackles			Sacks	INTs	PBU	TFL	QBH	FF/FR
		Solo	Asst.	Total						
2015 (Min).....	14/11	80	25	105	4.0	0	2	11.0	9	0/0
<i>Playoffs</i> .....	1/1	4	4	8	0.0	0	2	0.0	0	0/0
2016 (Min).....	15/14	86	40	126	2.5	1	11	10.0	4	1/1
<b>Totals (Min).....</b>	<b>29/25</b>	<b>166</b>	<b>65</b>	<b>231</b>	<b>6.5</b>	<b>1</b>	<b>13</b>	<b>21.0</b>	<b>13</b>	<b>1/1</b>
<i>Playoffs</i> .....	<i>1/1</i>	4	4	8	0.0	0	2	0.0	0	0/0

## SINGLE-GAME CAREER HIGHS

Tackles.....	13	3x, last vs. Chicago, 1/1/17
Solo Tackles.....	11	vs. Kansas City, 10/18/15
Sacks.....	2.5	at Green Bay, 12/24/16
Tackles for Loss.....	4.0	at Green Bay, 12/24/16
QB Hurries.....	4	at Detroit, 10/25/15
Passes Defensed.....	2	2x, last vs. Houston, 10/9/16
Interception.....	1	at Tennessee, 9/11/16
Long INT Return.....	77t	at Tennessee, 9/11/16
INT Return TDs.....	1	at Tennessee, 9/11/16
Forced Fumble.....	1	vs. Green Bay, 9/18/16
Fumble Recovery.....	1	vs. Dallas, 12/1/16

## ROOKIE TOPS IN TACKLES

Vikings LB **Eric Kendrick**s became only the 2nd rookie in team history to lead the club in tackles, a feat not accomplished since the inaugural 1961 season when LB Rip Hawkins notched 126. Kendrick also ranked 2nd in Vikings history for sacks in a season by a rookie LB with 4.0 and tied for 4th for most starts in a season by a rookie LB with 11.

### TACKLES IN A SEASON BY VIKINGS ROOKIES

PLAYER, SEASON, TEAM RANK	TACKLES
Harrison Smith, S, 2012, #2	129
Rip Hawkins, LB, 1961, #1	126
Chris Doleman, DE, 1985, #3	109
<b>Eric Kendrick, LB, 2015, #1</b>	<b>105</b>

## LINE-SACKER

Vikings LB **Eric Kendrick**s registered a single-game career-high 2.5 sacks at Green Bay (12/24/16), matching the 2nd-best total by a LB in team history (Broderick Thomas - 12/3/95). As a team, the Vikings ranked 5th in the NFL with 41 sacks in 2016.

### SACKS IN A GAME BY A VIKINGS LB

PLAYER, GAME	SACKS
Lonnie Warwick, vs. Green Bay, 12/3/67	3.0
<b>Eric Kendrick, at Green Bay, 12/24/16</b>	<b>2.5</b>
Broderick Thomas, vs. Tampa Bay, 12/3/95	2.5
7 Players	2.0

### 2016 TEAMS SACKS / NFL

TEAM	SACKS
Arizona Cardinals	48
Carolina Panthers	47
Denver Broncos	42
Seattle Seahawks	42
<b>Minnesota Vikings</b>	<b>41</b>

## KENDRICKS' INTERCEPTION

GAME	QB	INT (YDS)
@ Tennessee, 9/11/16	Marcus Mariota	1 (77t)

## KENDRICKS' TOUCHDOWN

GAME	PLAY
@ Tennessee, 9/11/16	77 INT

## KENDRICKS' SACKS

GAME	QB	SACK
@ Denver, 10/4/15	Peyton Manning	1.0
vs. Kansas City, 10/18/15	Alex Smith	1.0
@ Detroit, 10/25/15	Matthew Stafford	2.0
@ Green Bay, 12/24/16	Aaron Rodgers	2.5
<b>Total</b>		<b>6.5</b>

## BIG-PLAY BACKER

Vikings LB **Eric Kendrick**s scored his 1st career TD on a 77-yard INT return in Week 1 at Tennessee (9/11/16), marking the longest INT return by a LB in an NFL season opener.

### LONGEST INT RETURN BY A LB IN SEASON OPENER


PLAYER, TEAM, DATE	INT RETURN
<b>Eric Kendrick, Minnesota, 9/11/2016</b>	<b>77t</b>
Derrick Johnson, Kansas City, 9/13/2009	70t
Terry Wooden, Seattle, 9/4/1994	69t
Gary Guyton, New England, 9/12/2010	59t
Wilber Marshall, Chicago, 9/7/1986	58t
Scott Brantley, Tampa Bay, 9/7/1986	57
John Johnson, San Francisco, 9/6/1992	56t
Chuck Howley, Dallas, 9/19/1971	53



Eric Kendrick takes some time away from construction to pose for a picture with fellow playground builders during the Vikings 12th Annual Playground Build in 2017 at Cedar Park Elementary in Apple Valley.

**KENDRICKS' CAREER GAME-BY-GAME (\*starts)**

2015.....	U	A	T	TFL	SK	QH	FF	FR	INT	PD	2015.....	U	A	T	TFL	SK	QH	FF	FR	INT	PD	
at SF - 9/14.....	1	0	1	0	0.0	0	0	0	0	0	at TN - 9/11*.....	5	2	7	1	0.0	0	0	0	1	1	0
vs. DET - 9/20.....	3	2	5	0	0.0	0	0	0	0	0	vs. GB - 9/18*.....	3	2	5	1	0.0	0	1	0	0	2	
vs. SD - 9/27.....	8	1	9	0	0.0	0	0	0	0	0	at CAR - 9/25*.....	7	5	12	0	0.0	0	0	0	0	1	
at DEN - 10/4 *.....	4	1	5	1	1.0	1	0	0	0	0	vs. NYG - 10/3*.....	6	2	8	0	0.0	0	0	0	0	1	
vs. KC 10/18 *.....	11	2	13	1	1.0	1	0	0	0	2	vs. HOU 10/9*.....	5	5	0	0.0	0	0	0	0	0	2	
at DET - 10/25 *.....	6	1	7	3	2.0	4	0	0	0	0	at PHI - 10/23*.....	9	3	12	0	0.0	0	0	0	0	0	
at CHI - 11/1 *.....	9	1	10	1	0.0	0	0	0	0	0	at CHI - 10/31*.....	7	2	9	0	0.0	0	0	0	0	0	
vs. STL - 11/8.....	INACTIVE										vs. DET - 11/6.....	INACTIVE										
at OAK - 11/15.....	INACTIVE										at WAS - 11/13*.....	0	1	1	0	0.0	0	0	0	0	1	
vs. GB - 11/22 *.....	5	3	8	1	0.0	0	0	0	0	0	vs. ARI - 11/20*.....	3	2	5	1	0.0	0	0	0	0	1	
at ATL - 11/29 *.....	5	2	7	1	0.0	0	0	0	0	0	at DET - 11/24.....	4	1	5	1	0.0	0	0	0	0	0	
vs. SEA - 12/6 *.....	3	4	7	0	0.0	1	0	0	0	0	vs. DAL - 12/1*.....	5	3	8	0	0.0	0	0	1	0	0	
at AZ - 12/10 *.....	7	3	10	0	0.0	0	0	0	0	0	at JAX - 12/11*.....	9	2	11	1	0.0	0	0	0	0	1	
vs. CHI - 12/20 *.....	6	1	7	0	0.0	0	0	0	0	0	vs. IND - 12/18*.....	7	5	12	0	0.0	0	0	0	0	0	
vs. NYG - 12/27 *.....	5	2	7	0	0.0	0	0	0	0	0	at GB - 12/24*.....	8	5	13	4	2.5	3	0	0	0	1	
at GB - 1/3/16 *.....	7	2	9	3	0.0	2	0	0	0	0	vs. CHI - 1/1/17*.....	8	5	13	1	0.0	1	0	0	0	0	
<b>2015...GP/GS: 14/11...80</b>	<b>25</b>	<b>105</b>	<b>11</b>	<b>4.0</b>	<b>9</b>	<b>0</b>	<b>0</b>	<b>0</b>	<b>0</b>	<b>2</b>	<b>2016...GP/GS: 15/14...86</b>	<b>40</b>	<b>126</b>	<b>10</b>	<b>2.5</b>	<b>4</b>	<b>1</b>	<b>1</b>	<b>1</b>	<b>1</b>	<b>11</b>	
<b>PLAYOFFS</b>																						
vs. SEA - 1/10/16 *.....	4	4	8	0	0.0	0	0	0	0	2												



**#67 ZAC KERIN**

**POSITION:** GUARD  
**HEIGHT/WEIGHT:** 6-5/305  
**DOB:** 8-13-91  
**HOMETOWN:** LEWIS CENTER, OH

**COLLEGE:** TOLEDO  
**ACQUIRED:** UDFA '14  
**NFL SEASON:** 3  
**VIKINGS SEASON:** 3

**2016 GP/GS**  
9/0

**Career GP/GS**  
13/0

**Playoff GP/GS**  
1/0

- Signed as an undrafted free agent following the 2014 NFL Draft.
- Made NFL debut vs. St. Louis (11/8/15).

**OFF THE FIELD** Will receive bachelor's degree in civil engineering from Toledo upon completion of an internship... Enjoys fishing and paintball...Father is a police officer and mother is an accountant.

**PRO** Played in a career-high 9 games, appearing on offense in 8 contests, in 2016...Saw action in 4 regular-season games and the Wild Card Playoff in 2015...Began 2015 on Vikings 53-man roster but did not play in a game until his debut vs. St. Louis (11/8/15)... Entered the league as an undrafted free agent following the 2014 NFL Draft...Continued to develop throughout rookie season in 2014, spending all 16 weeks on the Vikings practice squad.

**2016** Appeared in a career-high 9 games, competing from scrimmage in 8 contests...Competed on offense and special teams vs. Chicago (1/1/17) and at Green Bay (12/24)...Appeared on special teams vs. Indianapolis (12/18)...Subbed for an injured Brandon Fusco at RG on an O-line that did not allow a sack, helping Sam Bradford complete 70.6% of his passes (24 of 34) for 292 yards, 1 TD and a 106.5 passer rating, at Jacksonville (12/11)... Competed from scrimmage and on special teams vs. Dallas (12/1)...Saw action on 1 offensive snap, blocking on Zach Line's 2-yard run in the 4th quarter, at Detroit (11/24)...Inactive (hand) vs. Arizona (11/20), at Washington (11/13) and vs. Detroit (11/6)... Inactive at Chicago (10/31)...Competed from scrimmage and on special teams at Philadelphia (10/23)...Subbed at RG for an injured Brandon Fusco vs. Houston (10/9)...Competed on offense and special teams vs. NY Glants (10/3)...Was active, but did not play at Carolina (9/25), vs. Green Bay (9/18) and at Tennessee (9/11).

**2015** Spent season as backup and played on special teams... Made NFL game debut vs. St. Louis (11/8) when he replaced injured G Brandon Fusco for 1 play...Played on special teams in final 3 straight regular-season games and playoff game...Saw time on career-high 10 special teams snaps vs. NY Giants (12/27) on *Sunday Night Football*.

**2014** Was 1 of 4 Vikings to earn a place on the Vikings practice squad throughout his entire rookie season...Released in roster cuts on 8/30 and signed to practice squad on 8/31 where he remained for rest of rookie campaign...Saw preseason action with Vikings at C and on special teams...Joined Vikings on 5/13 as a rookie free agent.

**COLLEGE** Selected to the All-MAC team 3 consecutive seasons, 2013 (2nd-Team), 2012 (1st-Team), 2011 (2nd-Team)...Appeared in 50 games, earning 38 career starts. Did not miss a game over the final 3 years of his collegiate career...Anchored an offensive line that allowed only 5 sacks during the 2013 campaign, which ranked 1st nationally.

**PREP** Named 1st-Team All-District and special mention All-State at Olentangy (OH) HS...Selected to play in the North-South All-Star Game...Played OL and DL.

**KERIN'S CAREER GAMES/STARTS**

Year.....	GP/GS
2015 (Min).....	4/0
Playoffs.....	1/0
2016 (Min).....	9/0
<b>Totals.....</b>	<b>13/0</b>
<b>Playoffs.....</b>	<b>1/0</b>



# #1 MARSHALL KOEHN

**POSITION:** KICKER  
**HEIGHT/WEIGHT:** 6-1/197  
**DOB:** 8-29-92  
**HOMETOWN:** SOLON, IA

**COLLEGE:** IOWA  
**ACQUIRED:** FA '17  
**NFL SEASON:** 1  
**VIKINGS SEASON:** 1

**2016 GP/GS**  
0/0

**Career GP/GS**  
0/0

**Playoffs GP/GS**  
0/0

• Ran a 4.61 40-yard dash at the NFL combine, the fastest time by a kicker or punter in more than a decade

**PRO** Signed with Miami on 5/16/16 as an undrafted free agent...Cut by Miami on 8/27/16...Signed with Vikings after the completion of the 2016 regular season on 1/3/17.

**2016** Spent the 2016 offseason and training camp with the Dolphins before being released on 8/27.

**COLLEGE** Served as Iowa's primary kicker in his redshirt junior and senior seasons (2014-15) after originally walking on to the program...Finished his career ranked 13th in school history with 170 career points...Converted 28-of-36 FG attempts in his career while making 92-of-96 PATs, including a perfect 38-of-38 during his redshirt junior campaign...His 57-yard field goal as time expired in a 27-24 win over Pitt tied a Kinnick Stadium record and ranks as the 2nd longest at Iowa...His 95 points scored in 2015 represents the 9th best single-season total in school history...Led the Big Ten and ranked 8th nationally in touchback percentage (63.2%) in 2014...Earned 2nd-Team All-Big-Ten honors by league coaches and Phil Steele and was a honorable mention All-Big Ten selection by the league media.

**PREP** Four-sport standout at Solon High School (Solon, IA), earning 13 total letters, three on the football field, 4 each in baseball and soccer and two as a wrestler...Solon won 4 prep football state titles in Koen's career and went 41-1 in his final 3 seasons...Named 1st-Team all-state as a senior after earning second team honors his junior year...Played wide receiver and defensive back while also handling all kicking duties...Made 49-of-56 PATs and 13-of-18 FGs his senior year.

## VIKINGS SET TO INDUCT 2 WRs INTO RING OF HONOR

The Minnesota Vikings will induct a pair of legendary wide receivers in the club's Ring of Honor in 2017 - Randy Moss and Ahmad Rashad.

Moss burst onto the scene in 1998 with a record-setting Rookie of the Year performance and went on to rank among the NFL's greatest WRs in his 14-year career. Moss ranks 2nd in NFL history with 156 receiving TDs, 3rd all-time with 15,292 yards and holds the NFL's record for TD catches in a season with 23 as a New England Patriot in 2007. Moss holds the Vikings career record with 41 career 100-yard games. Moss set the NFL rookie record with 17 TDs in 1998 and had 17 again in 2003, to tie the Vikings record for a season twice. In his career, Moss posted 10 seasons of 1,000+ yards, good for 2nd in NFL history and also ranks 2nd in NFL history with 64 career 100-yard games. Moss went to 5 Pro Bowls (1998, '99, '00, '02, '03) with the Vikings and was All-Pro 3 times (1998, '00, '03) with the Vikings, was named to the 2000s Team of the Decade and started 108 of his 113 Vikings games along with 8 playoff contests. For his 14-year career, Moss had 982 receptions for 15,292 yards and 156 TDs with an average per catch of 15.6 yards. He played in 218 career games with 193 starts.

Rashad enjoyed the best seasons of his 11-year NFL career with the Vikings, playing 7 seasons for the team (1976-82). A 4-time Pro Bowler, Rashad represented the club 4 straight years from 1978-81 and was named Pro Bowl MVP to cap the 1978 season. He led the team in receiving 3 times- 1977, '79 and '80 and was the 1st Vikings WR to notch consecutive 1,000-yard seasons in 1979 and '80. His 80 receptions in 1979 was 2nd in the NFL and he led the NFC in receptions twice (1977, '79). Rashad had 6 seasons as a Viking with 50+ catches, tied for 2nd-best in franchise history with Randy Moss and only trailing Cris Carter's 11. Rashad still holds Vikings records for TD receptions in a game with 4, set against San Francisco (9/2/79), also an opening-day record. His 160 yards in the 1980 opener vs. Atlanta (9/7/80) still stands as the Vikings opening-day record. Rashad started 95 of his 98 games played as a Viking. He caught 400 passes in purple for 5,489 yards and 34 TDs, most notably the Hail Mary pass from Tommy Kramer, a 46-yarder as time expired at Met Stadium against Cleveland (12/14/80). Rashad played in 139 career NFL games, beginning his career as the 4th overall pick by St. Louis in 1972. He played for the Cardinals, Bills and Vikings from 1972-82.







#59

**EMMANUEL LAMUR**

**POSITION:** LINEBACKER  
**HEIGHT/WEIGHT:** 6-4/245  
**DOB:** 6-8-89  
**HOMETOWN:** WEST PALM BEACH, FL

**COLLEGE:** KANSAS STATE  
**ACQUIRED:** FA '16  
**NFL SEASON:** 6  
**VIKINGS SEASON:** 2

**2016 GP/GS**  
16/0

**Career GP/GS**  
55/15 (29/15-CIN; 16/0-MIN)

**Playoffs GP/GS**  
2/1-CIN

• Originally joined the Bengals as a rookie free agent and went on to start 15 games in Cincinnati.

• Played in Cincinnati under Mike Zimmer in 2012-13 when he was the Bengals Defensive Coordinator.

**OFF THE FIELD** Works closely with charities in Haiti and Florida, especially with the Mission of Grace orphanage in Haiti...Started the Lamur Charity with the help of his brother, benefiting the underprivileged in Florida and Haiti...Returns to Haiti each offseason to do mission work...Joined in 2016 Vikings by rookie CB Mackensie Alexander, who also has Haitian roots...Twin brother, Samuel, was his teammate at Kansas State and spent time with Tampa Bay...Majored in sociology...Name is pronounced luh-MUHR.

**PRO** Started career-best 13 games at SLB in 2014 with Bengals and ranked 3rd on team with 90 tackles...Has 2 career INTs, both coming off Joe Flacco in 2014, 1 each in the road game and home game against Baltimore...Originally joined Cincinnati as a rookie free agent in 2012, moving from practice squad to regular roster and played in 9 regular-season games...Was a rookie minicamp tryout player for the Bengals in 2012 and went on to start in the Wild Card Playoff game at Houston that postseason.

**2016** Registered 4 defensive tackles (3 solo) for the NFL's 3rd-ranked unit (314.9 ypg) and tallied the 2nd-most special teams stops (11) by a Viking...Tallied 2 special teams stops at Green Bay (12/24)...Saw action on special teams and from scrimmage, notching 1 defensive tackle, vs. Indianapolis (12/18)...Competed from scrimmage and on special teams, notching 1 special teams stop, at Jacksonville (12/11) and vs. Dallas (12/1)...Recorded 2 tackles (1 solo) on defense and 1 solo stop on special teams vs. Detroit (11/6)...Totaled 4 special teams stop vs. Houston (10/9)...Tallied 1 solo stop, his 1st as a Viking, at Carolina (9/25)...Notched 1 special teams tackle vs. Green Bay (9/18) and in his Vikings debut at Tennessee (9/11).

**2015** Started 2 games and played in all 16 for the AFC North champion Bengals...Suffered knee injury in regular season finale that kept him out of the playoffs...Started games vs. Kansas City (10/4) and at Buffalo (10/18)...Shared the 1st sack of his career when he and Carlos Dunlap teamed to wrangle Russell Wilson down vs. Seattle (10/11)...Recovered a fumble vs. San Diego (9/20) when he jumped on a muffed punt to set up a Bengals TD...Notched season-high 6 tackles at Buffalo (10/18).

**2014** Had best season of his career, starting 13 of his 14 games played and ranking 3rd on team with 90 tackles...Had a pair of INTs on season, the first of his career...Started 1st career game in season opener at Baltimore (9/7), posted team-high 10 tackles and snared 1st career INT when he grabbed a Joe Flacco pass...Had 2nd INT of career later in season vs. Baltimore (10/26) when he picked off Flacco again...Had career-best 11 tackles vs. Cleveland (11/6)...Had 6 tackles in Wild Card Playoff at Indianapolis (1/4/15).

**2013** Placed on injured reserve on 8/31 with shoulder injury suffered in preseason...Injured shoulder in preseason game vs. Indianapolis (8/29)...Played in 3 preseason games.

**2012** Moved from rookie minicamp tryout player to earning spot on practice squad to moving to 53-man roster and eventually starting in playoff game at Houston (1/5/13)...Moved from practice squad to regular roster and played in 9 regular-season games...Played in final 9 straight regular season games...Saw action in 1st career game vs. Denver (11/4)...Ranked 5th on team with 8 special teams tackles despite only playing in 9 games on season...Notched season-high 5 tackles vs. Baltimore (12/30).

**COLLEGE** Saw action in 37 games for K-State after spending 2008 at Independence Community College...Voted by teammates as a team captain in 2010 and 2011...Played safety early in college career before moving to LB as a junior...Named Honorable Mention All-Big 12 as a senior.

**PREP** Standout at King's Academy in West Palm Beach, FL... Selected to Honorable Mention All-State squad and All-Palm Beach County as a senior...Competed in track and field.



Emmanuel Lamur and his twin brother, Samuel, visiting an orphanage in Haiti during the 2015 offseason.





#47

KEVIN McDERMOTT

**POSITION:** LONG SNAPPER  
**HEIGHT/WEIGHT:** 6-5/240  
**DOB:** 1-12-90  
**HOMETOWN:** NASHVILLE, TN

**COLLEGE:** UCLA  
**ACQUIRED:** FA '15  
**NFL SEASON:** 5  
**VIKINGS SEASON:** 3

**2016 GP/GS** Career GP/GS Playoffs GP/GS  
 16/0 55/0 (16/0-SF; 7/0-BAL; 32/0-MIN) 4/0 (1/0-MIN, 3/0-SF)

- Handled all long-snapping since joining the Vikings in 2015.
- Brother, Conor, played T at UCLA and was drafted by the New England Patriots in the 6th round of the 2017 NFL Draft.
- College teammates with K Kai Forbath at UCLA.

**OFF THE FIELD** Political science major at UCLA...Has 1 brother, Conor, a standout T at UCLA, who was drafted by the New England Patriots in the 6th round of the 2017 NFL Draft...Went on a safari and tracked gorillas in Africa during the offseason...Attended 2017 NHL Stanley Cup Finals in his hometown of Nashville...Took part in the Vikings Town Takeover in Morris, Minnesota during the 2017 offseason...Enjoys fishing and watching movies in free time...Has a white lab named Cash...Was a 3-sport athlete at Ensworth HS, competing in football, basketball and lacrosse...Got married during the 2015 offseason...Met his wife, Lauren, in college.

**PRO** Helped Vikings win NFC North title for first time since 2009 in his 1st season with Minnesota, taking over snapping duties for the entire regular season and Wild Card Playoff game...Joined Vikings on 4/6/15...Was teammates with Vikings 16 free agent pickup Alex Boone in San Francisco...Played in 23 career games, including 16 as a rookie with the 49ers in 2013...Helped the 49ers advance to the NFC Championship game in 2013, while appearing in all 3 playoff contests.

**2016** Handled all long-snapping duties in 2016...Snapped for Kai Forbath as he tied a career-high with 4 field goals made at Jacksonville (12/11)...Played in the 50th game of his career (27th with Minnesota) at Detroit (11/24)...Snapped for Forbath in his Vikings debut as he went 1-of-1 on FGs and 3-of-4 on PATs...Helped Jeff Locke set a new career-high with a 71-yard punt at Chicago (10/31)...Helped punt unit and Locke tie the team record for punts inside the 20 (5) vs. Green Bay (9/18)...Helped Blair Walsh connect on an NFL-best 4 FGs in Week 1 at Tennessee (9/11).

**2015** Took over long-snapping duties during training camp and handled job throughout entire regular season and playoff game for the NFC North Champions...Snapped on Blair Walsh's NFL-leading 34 FGs during the season...Delivered snap on a pair of Walsh's game-winning FGs in consecutive games - a 36-yarder

at Chicago (11/1) as time expired and a 40-yarder in OT vs. St. Louis (11/8)...Reunited during 2015 with college punter Jeff Locke, who served as the Vikings holder.

**2014** Signed by Baltimore on 10/20 after Morgan Cox tore his ACL...Played in 7 games for the Ravens from 10/26 to 12/14.

**2013** Appeared in all 16 regular-season and 3 playoff games for the 49ers during rookie campaign...Helped San Francisco advance to the NFC Championship Game at Seattle (1/19/14).

**COLLEGE** Appeared in 28 games as the long snapper in his final 2 seasons at UCLA...Snapped to former Vikings P Jeff Locke during the 2011 and 2012 campaigns, was teammates with Locke all 5 years the duo attended UCLA...Saw action in all 14 games in 2012, working as the snapper on all kicks during the season...Received honorable mention Academic All-Pac-12 team for the 2nd-consecutive year, selected to play in the Casino del Sol Collegiate All-Star Game as a senior...Saw action in all 14 games during the 2011 campaign, working as the snapper on all kicks during the season named honorable mention Academic All-Pac-12 team...Served as a reserve long snapper/TE as a redshirt freshman and sophomore after not seeing any game action as a true freshman in 2008.

**PREP** Played 4 seasons at Ensworth HS in Nashville, Tennessee...Was team captain his senior year and a 3-time team captain for his basketball team...Was the 6th-ranked long snapper in the 2008 class by ProKicker.com...Was named to the TSSAA Basketball All-Region Tournament Team in 2008...Also played lacrosse for 3 seasons.

#### McDERMOTT'S CAREER GAMES

Year	GP
2013 (SF)	16
Playoffs	3
2014 (Bal)	7
2015 (Min)	16
Playoffs	1
2016 (Min)	16
<b>Totals</b>	<b>55</b>
Playoffs	4

### VIKINGS CARVE UP OPPONENTS ON THANKSGIVING

For the 5th time in team history and the 1st time in back-to-back seasons, the Vikings will travel to Detroit for a contest on Thanksgiving Day in 2017. The Vikings fell to Detroit, 16-13, last season and are now 5-2 overall on games played on the holiday. Before last season, the Vikings had not been featured on Thanksgiving Day since 2000 and had not been to the Motor City for Turkey Day since 1995. The Vikings offense ruled the day in the 2000 game when Randy Moss, Robert Smith, Cris Carter and Daunte Culpepper all celebrated the win with a drumstick, pictured right.

#### VIKINGS THANKSGIVING DAY GAMES

at Detroit, 11/27/69	W, 27-0
at Dallas, 11/26/87	W, 44-38 (OT)
at Detroit, 11/24/88	W, 23-0
at Detroit, 11/23/95	L, 38-44
at Dallas, 11/26/98	W, 46-36
at Dallas, 11/23/00	W, 27-15
at Detroit, 11/24/16	L, 13-16
at Detroit, 11/23/17	11:30 a.m. CT (FOX)





## #21 JERICK MCKINNON

**POSITION:** RUNNING BACK  
**HEIGHT/WEIGHT:** 5-9/205  
**DOB:** 5-3-92  
**HOMETOWN:** MARIETTA, GA

**COLLEGE:** GEORGIA SOUTHERN  
**ACQUIRED:** D3b (#96) '14  
**NFL SEASON:** 4  
**VIKINGS SEASON:** 4

**2016 GP/GS**  
15/7

**Career GP/GS**  
42/13

**Playoffs GP/GS**  
1/0

• Vikings leading rusher in 2016 with a career-high 539 yards on 159 carries (3.4 avg) in a career-best 7 starts.

• From Week 9 through Week 17 of the 2016 season, when Pat Shurmur took over as interim offensive coordinator, ranked 3rd in the NFL in receptions among all RBs with 35, trailing only Arizona's David Johnson (45) and Pittsburgh's Le'Veon Bell (45).

**OFF THE FIELD** Nicknamed "Jet"...Majored in general studies and is a semester shy of earning his bachelor's degree...Actively involved with the Vikings Community Relations efforts...Led Minnesota Wild fans in the "Let's play hockey" chant on 2/7/15 vs. the Colorado Avalanche at the Xcel Energy Center...Brother, Lester Norwood, was a DB at Florida from 1998-2002...Changed jersey from #31 to #21 during 2016 offseason to honor his mom.

**PRO** Surpassed the career 1,000-rushing yard mark at Philadelphia (10/23/16)...Started 6 of the 11 games he played as rookie...Became the 7th Vikings rookie RB to run for 100+ yards twice in a season...His 135 yards rushing vs. Atlanta (9/28/14) is the 6th most by a Vikings rookie in team history...Started 1st career game vs. Detroit (10/12/14), joining fellow rookie Teddy Bridgewater as the 1st QB/RB rookie starting tandem since 1961 for the Vikings when Fran Tarkenton and Tommy Mason opened the Detroit game on 11/19/61...Selected with the Vikings 2nd pick in the 3rd round of the 2014 Draft, the #96 overall selection...The pick was obtained as part of the Percy Harvin trade to Seattle in 2013.

**2016** Set career highs in rushing attempts (159), rushing yards (539), receptions (43), receiving yards (255) and receiving TDs (2)...From Week 9 on, when Pat Shurmur took over the offense, ranked 3rd in the NFL in receptions among all RBs with 35, trailing only David Johnson (45) and Le'Veon Bell (45)...Rushed for a season-high 89 yards on 16 carries and hauled in 3 catches for 21 yards in the 2016 season finale vs. Chicago (1/1)...Caught a game-high and new career-high 9 receptions for 59 yards and gained 12 yards on the ground in 3 carries vs. Indianapolis (12/18)...Totaled 69 yards from scrimmage at Jacksonville (12/11), gaining 31 yards on 14 carries and 38 yards through the air while tying his then career-high with 6 catches...Rushed the ball 9 times for 31 yards and caught 3 passes for 45 yards, including a career-long 41-yard reception at Detroit (11/24)...Inactive with an ankle injury in Week 8...Career-high 20 rushing attempts for 36 yards vs. Houston (10/9)...Totaled 85 rushing yards on 18 attempts while scoring his 1st TD of the season vs. NY Giants (10/3)...Had 16 carries for 45 yards at Carolina (9/25) in his first significant playing time of the season on offense after Adrian Peterson was placed in IR...Tied for the team lead with 2 special teams tackles, caught 1 pass for 3 yards and had 1 carry for 6 yards at Tennessee (9/11).

**2015** Played in all 16 games and saw action in his 1st career playoff game...Had most productive games late in the season with season-high 76 yards receiving vs. Chicago (12/20) and season-high 89 rushing yards vs. N.Y. Giants (12/27)...Ran for career-high 2 TDs vs. N.Y. Giants, scoring on a 7-yard rush and career-long 68-yard run...Scored 1st career TD on a 17-yard pass from Teddy Bridgewater in win over Chicago (12/20) and hauled in a career-long 30-yard pass in the game, ending the day with 4 catches for 76 yards...Averaged 5.2 yards per carry on his 52

rushing attempts for the season...In final 3 regular-season games, he had 24 offensive touches for 231 yards and 3 TDs, an average of 9.6 yards per touch (14-114-2 rushing, 9-117-1 receiving).

**2014** Led team with a 4.8 yards-per-carry average and ranked 2nd on team in rushing yards despite only playing in 11 games with 6 starts...Had promising rookie campaign cut short by injury, placed on injured reserve on 12/6...Ran for a pair of 100-yard games...Ranked 3rd in the NFC in rushing yards by a rookie and 8th in the NFL with 538...Posted 5th-longest run by a rookie RB in the NFL in 2014, a 55-yard scamper vs. Atlanta (9/28)...Tied for 7th-most starts by rookie RB in team history...Missed game vs. Carolina (11/30) with back injury and went on injured reserve on 12/6...Played in season opener at St. Louis (9/7) and caught 1st career pass from Matt Cassel, a 1-yarder...Had 1st career game with rushing attempt and reception vs. New England (9/14)...Had most productive day of his career with 135 yards rushing on 18 carries with a long of 55 vs. Atlanta (9/28), posting the 6th-most rushing yards in a game by a Vikings rookie...His 55-yard jaunt is the 4th longest by a Vikings rookie in team history and he became the 1st Vikings rookie to break the 100-yard mark since Adrian Peterson in 2007...Started 1st career game vs. Detroit (10/12) and led team in rushing and receiving, with 40 yards on 11 carries and 42 yards on 6 receptions...Ran for 103 yards on 19 carries against Bills #1-ranked NFL rush defense at Buffalo (10/19), his 2nd game of 100+ yards in 4 weeks.

**COLLEGE** Dynamic player who lined up at multiple positions during his 47-game collegiate career with 31 starts...Started at QB, WR, RB and CB during his tenure at Georgia Southern...Notched 17 career games with 100+ rushing yards...Ran for 3,899 career yards and 42 rushing TDs...Threw for 12 career TDs and caught 1 TD pass...As a sophomore, had 2 INTs at CB...Led team in rushing as a junior and senior...Named team MVP as a junior and senior...Scored winning TD as a senior as GSU won its 1st game over a BCS team at Florida, rushing for 125 yards on 9 carries against the Gators...As a junior, had 3rd-best single-season rushing mark in school history with 1,817 yards, trailing former Chicago Bear Adrian Peterson's school record by 115 yards...During sophomore season in 2011, started 7 of the 13 games he played in...Ended 2011 season with 705 all-purpose yards and 9 TDs, catching his lone career TD...Played in 10 games as a true freshman, seeing most action at QB and WR...Selected to play in 2014 Senior Bowl.

**PREP** Earned All-State honors at QB from *Atlanta Journal-Constitution* and from Georgia Sportwriters as an athlete after his senior season at Sprayberry High in Marietta, GA...Earned Region VII AAAA Player of the Year...Threw for 1,500 yards and ran for 1,300 as a senior...Standout in track, running 100m, 200m, 4x100 relay and competed in long jump.

**McKINNON'S NFL TOTALS**

RUSHING							RECEIVING				
Year	GP/GS	No.	Yds.	Avg.	Lg	TD	No.	Yds.	Avg.	Lg	TD
2014 (Min)	11/6	113	538	4.8	55	0	27	135	5.0	17	0
2015 (Min)	16/0	52	271	5.2	68t	2	21	173	8.2	30	1
Playoffs	1/0	2	7	3.5	6	0	3	22	7.3	9	0
2016 (Min)	15/7	159	539	3.4	36	2	43	255	5.9	41	2
<b>Total</b>	<b>42/13</b>	<b>324</b>	<b>1,348</b>	<b>4.2</b>	<b>68t</b>	<b>4</b>	<b>91</b>	<b>563</b>	<b>6.2</b>	<b>41</b>	<b>3</b>
Playoffs	1/0	2	7	3.5	6	0	3	22	7.3	9	0

**SINGLE-GAME CAREER HIGHS**

Rushing Attempts..... 20..... vs. Houston, 10/9/16  
 Rushing Yards..... 135..... vs. Atlanta, 9/28/14  
 Long Rush..... 68t..... vs. NY Giants, 12/27/15  
 Rushing TDs..... 2..... vs. NY Giants, 12/27/15  
 Receptions..... 9..... 2x, at Indianapolis 12/18/16  
 Receiving Yards..... 76..... vs. Chicago, 12/20/15  
 Long Catch..... 41..... at Detroit, 11/24/16  
 Receiving TD..... 1..... 3x, vs. Chicago, 1/1/17

**McKINNON'S TOUCHDOWNS**

**GAME** ..... **PLAY**  
 vs. Chicago, 12/20/15..... 17 pass from T. Bridgewater  
 vs. NY Giants, 12/27/15..... 7 rush, 68 rush  
 vs. NY Giants, 10/3/16..... 4 rush  
 vs. Dallas, 12/1/16..... 3 pass from S. Bradford  
 vs. Chicago 1/1/17 ..... 16 pass from S. Bradford, 10 rush  
**Total**..... **7 (4 rushing, 3 receiving)**

**McKINNON'S 100-YARD RUSHING GAMES (2)**

**GAME** ..... **Att/Yds/TD**  
 vs. Atlanta, 9/28/14 ..... 18/135/0  
 @ Buffalo, 10/19/14 ..... 19/103/0

**McKINNON'S CAREER GAME-BY-GAME (\* starts)**

	RUSHING						RECEIVING					
	Att.	Yards	Avg.	Long	TD	No.	Yards	Avg.	Long	TD		
2014.....MINNESOTA.....												
9/7.....@ St. Louis.....	1	1	5.2	1	0	0	0	0.0	0	0		
9/14.....vs. New England.....	2	7	3.5	4	0	2	5	2.5	3	0		
9/21.....@ New Orleans.....	2	-1	-0.5	1	0	2	9	4.5	7	0		
<b>9/28.....vs. Atlanta.....</b>	<b>18</b>	<b>135</b>	<b>7.5</b>	<b>55</b>	<b>0</b>	<b>1</b>	<b>17</b>	<b>17.0</b>	<b>17</b>	<b>0</b>		
10/2.....@ Green Bay.....	7	24	3.4	10	0	3	22	7.3	8	0		
10/12.....vs. Detroit*.....	11	40	3.6	9	0	6	42	7.0	13	0		
<b>10/19.....@ Buffalo*.....</b>	<b>19</b>	<b>103</b>	<b>5.4</b>	<b>29</b>	<b>0</b>	<b>2</b>	<b>-2</b>	<b>-1.0</b>	<b>4</b>	<b>0</b>		
10/26.....@ Tampa Bay*.....	16	83	5.2	28	0	1	-1	-1	-1	0		
11/2.....vs. Washington*.....	14	54	3.9	15	0	3	14	4.7	15	0		
11/16.....@ Chicago*.....	8	38	4.8	23	0	4	20	5.0	14	0		
11/23.....vs. Green Bay*.....	15	54	3.6	10	0	3	9	3.0	8	0		
11/30.....vs. Carolina.....	INACTIVE											
12/7.....vs. NY Jets.....	INJURED RESERVE											
12/14.....@ Detroit.....	INJURED RESERVE											
12/21.....@ Miami.....	INJURED RESERVE											
12/28.....vs. Chicago.....	INJURED RESERVE											
<b>2014.....GP/GS: 11/6.....</b>	<b>113</b>	<b>538</b>	<b>4.8</b>	<b>55</b>	<b>0</b>	<b>27</b>	<b>135</b>	<b>5.0</b>	<b>17</b>	<b>0</b>		
	RUSHING						RECEIVING					
	Att.	Yards	Avg.	Long	TD	No.	Yards	Avg.	Long	TD		
2015.....MINNESOTA.....												
9/14.....@ San Francisco.....	3	20	6.7	15	0	2	8	4.0	10	0		
9/20.....Detroit.....	3	6	2.0	3	0	0	0	0.0	0	0		
9/27.....San Diego.....	6	18	3.0	9	0	0	0	0.0	0	0		
10/4.....at Denver.....	1	6	6.0	6	0	0	0	0.0	0	0		
10/18.....Kansas City.....	1	2	2.0	2	0	0	0	0.0	0	0		
10/25.....@ Detroit.....	9	36	4.0	9	0	1	1	1.0	1	0		
11/1.....@ Chicago.....	2	18	9.0	16	0	0	0	0.0	0	0		
11/8.....St. Louis.....	0	0	0.0	0	0	2	11	5.5	9	0		
11/15.....@ Oakland.....	0	0	0.0	0	0	1	7	7.0	7	0		
11/22.....Green Bay.....	0	0	0.0	0	0	2	15	7.5	13	0		
11/29.....@ Atlanta.....	5	33	6.6	10	0	0	0	0.0	0	0		
12/6.....Seattle.....	4	18	4.5	12	0	3	6	2.0	7	0		
12/10.....@ Arizona.....	0	0	0.0	0	0	1	8	8.0	8	0		
12/20.....Chicago.....	7	10	1.4	4	0	4	76	19.0	30	1		
12/27.....NY Giants.....	7	89	12.7	68t	2	2	8	4.0	7	0		
1/3/16.....@ Green Bay.....	4	15	3.8	10	0	3	33	11.0	15	0		
<b>2015.....GP/GS: 16/0.....</b>	<b>52</b>	<b>271</b>	<b>5.2</b>	<b>68t</b>	<b>2</b>	<b>21</b>	<b>173</b>	<b>8.2</b>	<b>30</b>	<b>1</b>		
<b>2015 PLAYOFFS</b>												
1/10/16.....Seattle.....	2	7	3.5	6	0	3	22	7.3	9	0		

2016	MINNESOTA	Att.	RUSHING				No.	RECEIVING			
			Yards	Avg.	Long	TD		Yards	Avg.	Long	TD
9/11	@ Tennessee	1	6	6.0	6	0	1	3	3.0	3	0
9/18	vs. Green Bay	2	2	1.0	2	0	1	-1	-1.0	-1	0
9/25	@ Carolina	16	45	2.8	14	0	1	2	2.0	2	0
10/3	vs. NY Giants*	18	85	4.7	25	1	3	10	3.3	6	0
10/9	vs. Houston*	20	36	1.8	8	0	1	10	10.0	10	0
10/23	@ Philadelphia	11	43	3.9	9	0	1	5	5.0	5	0
10/31	@ Chicago		INACTIVE								
11/6	vs. Detroit	7	8	1.1	4	0	0	0	0.0	0	0
11/13	@ Washington*	6	16	2.7	13	0	3	17	5.7	12	0
11/20	vs. Arizona*	16	44	2.8	12	0	1	-3	-3.0	-3	0
11/24	@ Detroit*	9	31	3.4	10	0	3	45	15.0	41	0
12/1	vs. Dallas	9	41	4.6	9	0	5	14	2.8	5	1
12/11	@ Jacksonville*	14	31	2.2	7	0	6	38	6.3	15	0
12/18	vs. Indianapolis	3	12	4.0	6	0	9	59	6.6	15	0
12/24	@ Green Bay*	11	50	4.5	11	0	5	35	7.0	20	0
1/1/17	vs. Chicago	16	89	5.6	36	1	3	21	7.0	16	1
2016	GP/GS: 15/7	159	539	3.4	36	2	43	255	5.9	41	2



## #89 DAVID MORGAN

**POSITION:** TIGHT END  
**HEIGHT/WEIGHT:** 6-4/265  
**DOB:** 5-19-93  
**HOMETOWN:** MARBLE FALLS, TX

**COLLEGE:** TEXAS-SAN ANTONIO  
**ACQUIRED:** D6b (#188) '16  
**NFL SEASON:** 2  
**VIKINGS SEASON:** 2

- 2016 GP/GS** 12/0      **Career GP/GS** 12/0      **Playoffs GP/GS** 0/0
- Contributor on offense and special teams during rookie campaign 2016.
  - The 1st player ever drafted to the NFL in UTSA history, a football program that began in 2010.

**OFF THE FIELD** Earned business management degree and played final season of college ball as a graduate...Enjoys hunting and fishing...Father played football at Shippensburg...Aspires to a career in high school coaching...Is 2nd cousin with former PGA golfer Gil Morgan, a member of 2 Ryder Cup teams...UTSA played its home games at the Alamodome.

**PRO** The 1st player drafted from Texas-San Antonio in the history of the fledgling football program...Invited to 2016 Scouting Combine and to play in East-West Shrine Game but did not compete in game...Selected with Vikings 2nd choice in the 6th round (#188 overall).

**2016** Appeared in 12 games and contributed on offense, primarily as a blocker, and special teams throughout his rookie campaign...Hauled in his 1st career reception, a 4-yard grab, at Green Bay (12/24)...Appeared in his 1st NFL game at Tennessee (9/11).

**COLLEGE** Capped standout career at UTSA with best season as a senior...Hauled in 45 passes for 566 yards and 5 TDs as a senior...Earned 2nd-Team All-America honors from USA TODAY...Named 2nd-Team All-Conference USA as a senior and honorable mention as a junior...Set then school records with 9 receptions in a game, achieving the feat twice, at Arizona and vs. Louisiana Tech in 2015...Set school record with 2 TD receptions in a game vs. Louisiana Tech in 2015...Had career-high 109 receiving yards against Arizona...Started all 12 games he played in 2015...Opened 6 of the 9 games he played as a junior...Caught his lone TD of the season vs. Arizona and had season-best 5 receptions...Started 2 of the 11 games he played in 2013

after being sidelined for 2012 season by injury...Missed season opener as a sophomore in 2013 due to lingering injury...Caught 7 passes on the season...Redshirted in 2012 with season-ending injury...Saw action in all 10 games and started 2 as a true freshman...Made 1st career start at Sam Houston State...Hauled in career-long reception with 63-yard catch-and-run in season opener vs. Northeastern State...Scored 1st career TD on 10-yarder at Southern Utah.

**PREP** Earned 2nd-Team Class 4A All-State honors as a senior at Marble Falls (TX) High...Named 1st-Team All-CenTex and All-District 25-4A as a WR...Reeled in 14 TDs as a senior and 8 as a junior...All-District choice as a junior...Named Academic All-District 3 times and named Honorable Mention Academic All-State...Played basketball and soccer in high school.

### MORGAN'S CAREER GAME-BY-GAME (\* starts)

2016	MINNESOTA	No	Yards	Avg.	Lg	TD
9/11	@ Tennessee	0	0	0.0	0	0
9/18	vs. Green Bay	0	0	0.0	0	0
9/25	@ Carolina	0	0	0.0	0	0
10/3	vs. NY Giants	INACTIVE				
10/9	vs. Houston	INACTIVE				
10/23	@ Philadelphia	0	0	0.0	0	0
10/31	@ Chicago	0	0	0.0	0	0
11/6	vs. Detroit	INACTIVE				
11/13	@ Washington	0	0	0.0	0	0
11/20	vs. Arizona	INACTIVE				
11/24	@ Detroit	0	0	0.0	0	0
12/1	vs. Dallas	0	0	0.0	0	0
12/11	@ Jacksonville	0	0	0.0	0	0
12/18	vs. Indianapolis	0	0	0.0	0	0
12/24	@ Green Bay	1	4	4.0	4	0
1/1/17	vs. Chicago	0	0	0.0	0	0
2016	GP/GS: 12/0	1	4	4.0	4	0



#25

## LATAVIUS MURRAY

POSITION: RUNNING BACK  
 HEIGHT/WEIGHT: 6-3/230  
 DOB: 1-18-90  
 HOMETOWN: NEDROW, NY

COLLEGE: CENTRAL FLORIDA  
 ACQUIRED: FA '17  
 NFL SEASON: 5  
 VIKINGS SEASON: 1

2016 GP/GS  
 14/12 - OAK

Career GP/GS  
 45/31 - OAK

Playoffs GP/GS  
 1/1 - OAK

- Totaled 12 rushing touchdowns in 2016, 5th best in the NFL.
- Selected to the Pro Bowl after the 2015 season.
- Became the 1st player in NFL history to gain at least 110 rushing yards on 5-or-fewer carries, doing so vs. Kansas City (11/20/14) - rushing for 112 yards on 4 carries.
- Originally selected by Oakland in the 6th round (181st overall) of the 2013 NFL Draft.

**OFF THE FIELD** Born in Titusville, Florida but lists Nedrow, New York, as his hometown, where he attended Onondaga Central High School...While at UCF, tore his ACL during the offseason after his freshman year while playing basketball. He sat out the 2009 season with a medical redshirt...Currently pursuing his MBA online from Syracuse University...Regular on NFL Network's *Good Morning Football* program and filled in during the 2017 offseason while regular host and former Vikings WR Nate Burleson was out...Enjoys photography as a hobby.

**HONORS** Named to the 2015 **Pro Bowl** and as an alternate in 2016...Twice named the **FedEx Ground Player of the Week** in 2016, in Week 9 after a 3-TD performance vs. Denver and in Week 13 for his 2-TD, 80-yard day vs. Buffalo.

**PRO** Has appeared in 45 games and started 31 in his career... Totaled 2,278 rushing yards on 543 carries (4.2 YPC) with 20 rushing TDs through his first 4 seasons...Became the 1st Raider RB since Charlie Garner in 2001 to start all 16 games when doing so in 2015...1st player in NFL history to gain at least 110 rushing yards on 5-or-fewer carries, doing so vs. Kansas City (11/20/14) - rushing for 112 yards on 4 carries, including a 90-yard TD...Led the Raiders in rushing yards in both 2015 and 2016.

**2016** Appeared in 14 games with 12 starts, missing Weeks 5 and 6 due to a toe injury...Compiled 788 rushing yards on 195 carries with a career-high 12 rushing TDs, 5th-most in the NFL, in addition to catching 33 passes for 264 receiving yards...Ran the ball 12 times for 39 yards with a TD and 1 reception for 12 yards in his playoff debut at Houston (1/7)...Recorded his 3rd-straight game with at least 80 rushing yards, recording 81 yards on 13 carries at San Diego (12/18)...Registered his 2nd 100-yard game of the season with 103 yards on 22 carries with a TD at Kansas City (12/8)...Totaled 82 yards on 20 carries with 2 TDs vs. Buffalo (12/4)...Caught 5 passes for 59 yards while running the ball 12 times for 33 yards in a win against Houston in Mexico City (11/21)...Turned in one of his best performances as a pro with 20 carries for 114 yards and 3 goal-line TDs in a rivalry game victory vs. Denver (11/6)...Ran the ball 18 times for 59 yards with 2 TDs at Jacksonville (10/23)...Ran the ball 32 times for 153 yards through the first three weeks of the season, scoring a TD in each contest.

**2015** Became the 1st Raider RB since Charlie Garner in 2001 to start all 16 games...Carried the ball a career-high 266 times for 1,066 yards (4.0 YPC), his 1st 1,000-yard season of his career, with 6 TDs...Contributed 79 yards on 19 carries with 1 TD as well as 5 receptions for 38 yards vs. San Diego (12/24)...Ran the ball 21 times for 78 yards vs. Green Bay (12/20)...Totaled 86 yards on 20 carries with a TD vs. Kansas City (12/6)...Compiled 96 yards on 17 rushes at Pittsburgh (11/8)...Registered his 2nd 100-yard game of the season when he rushed 20 times for 113 yards vs. New York Jets (11/1)...Ran 15 times for 85 yards with a TD at San Diego (10/25)...Turned in the 1st 100-yard game of his career with a career-high 139 yards on a career-high 26 carries with a TD at Cleveland (9/27).

**2014** Appeared in 15 games, with 3 starts, totaling 424 rushing yards on 82 attempts (5.2 YPC) with 2 TDs to go along with 17 receptions for 143 yards...Carried the ball 23 times for 86 yards vs. Buffalo (12/21)...Rushed for 59 yards on 12 carries at Kansas City (12/14)...Totaled 76 yards on 23 carries vs. San Francisco (12/7)...Gained 112 yards on 4 carries with 2 TDs, including a 90-yarder, vs. KC (11/20), becoming the 1st player in NFL history to gain at least 110 rushing yards on 5-or-fewer carries...Saw his first major action at San Diego (11/16), running the ball 4 times for 43 yards.

**2013** Suffered a foot injury in training camp and was placed on the Reserve/Injured List on Aug. 27.

**COLLEGE** Played 4 years at UCF...Appeared in 45 career games, totaling 2,424 yards on 453 carries (5.4 YPC) with 37 TDs...Registered 50 receptions for 524 yards and 6 TDs...Finished his career ranked 2nd in school history in total TDs (44), 8th in rushing attempts (453), 6th in rushing yards (2,424) and 3rd in rushing TDs (37)...Racked up 1,106 yards on 198 rushing attempts with 15 TDs as a senior...Named first-team All-Conference USA... Selected to the watch list for the Doak Walker Award, presented annually to the nation's top running back...Became the first player in UCF history to rush for a TD in 9 straight games... Averaged 100.5 yards per game to lead the conference...Hauled in 27 passes for 231 yards and four TDs...Named team MVP during his junior campaign...Ran the ball 98 times for 549 yards and 8 TDs...As a sophomore, appeared in 14 games and totaled 637 rushing yards with 11 TDs on 111 attempts...Named MVP of the C-USA Championship game and the AutoZone Liberty Bowl...Redshirted sophomore season due to a knee injury...Saw action in 8 games as a true freshman and compiled 132 yards with 3 TDs on 36 carries...Majored in interpersonal/organizational communication.

**PREP** Attended Onondaga Central High School in Nedrow, N.Y. ...Named 2007 Gatorade Football Player of the Year in New York by Rise Magazine...As a senior, rushed for 2,194 yards and 28 TDs on 175 carries...Named 1st-Team all-state by the New York Sportswriters Association...Also garnered 1st-Team all-state honors as a junior, rushing for 2,030 yards and 30 TDs on 193 carries...Earned 3rd-team all-state honors as a sophomore after racking up 1,609 yards with 14 TDs...Ranked as the No. 5 prospect in New York by Rivals.com...Ranked as the No. 6 prospect in New York by Scout.com

## MURRAY'S TOUCHDOWNS \*playoff game

GAME	PLAY
vs. Kansas City, 11/20/14.....	11 run, 90 run
vs. Baltimore 9/20/15.....	1 run
@ Cleveland, 9/27/15.....	6 run
@ San Diego, 10/25/15.....	1 run
@ Detroit, 11/22/15.....	1 run
vs. Kansas City, 12/6/15.....	2 run
vs. San Diego, 12/24/15.....	22 run
@ New Orleans, 9/11/16.....	6 run
vs. Atlanta, 9/18/16.....	1 run
@ Tennessee, 9/25/16.....	22 run
@ Jacksonville, 10/23/16.....	2 run, 9 run
vs. Denver, 11/6/16.....	1 run, 1 run, 1 run
vs. Carolina, 11/27/16.....	4 run
vs. Buffalo, 12/4/16.....	1 run, 3 run
@ Kansas City, 12/18/16.....	1 run
@ Houston, 1/7/17*.....	2 run
<b>Total.....</b>	<b>21 (21 run)</b>

MURRAY'S NFL TOTALS

Year	GP/GS	No.	RUSHING				RECEIVING					TD	STT	
			Yds.	Avg.	Lg	TD	No	Yds	Avg	Lg	TD			
2013 (Oak)	0/0		INJURED RESERVE											
2014 (Oak)	15/3	82	424	5.2	90t	2	17	143	8.4	46	0	3		
2015 (Oak)	16/16	266	1,066	4.0	54	6	41	232	5.7	23	0	0		
2016 (Min)	14/12	195	788	4.0	42	12	33	264	8.0	39	0	0		
Playoffs	1/1	12	39	3.3	18	1	1	12	12.0	12	0	0		
<b>Total</b>	<b>45/31</b>	<b>543</b>	<b>2,278</b>	<b>4.2</b>	<b>90t</b>	<b>20</b>	<b>101</b>	<b>722</b>	<b>7.1</b>	<b>41</b>	<b>0</b>	<b>3</b>		
Playoffs	1/1	12	39	3.3	18	1	1	12	12.0	12	0	0		

Other: 19 KO Returns, 429 yards, 22.6 avg., 38 long

SINGLE-GAME CAREER HIGHS

Rushing Attempts	26	@ Cleveland, 9/27/15
Rushing Yards	139	@ Cleveland, 9/27/15
Long Rush	90t	vs. Kansas City, 11/20/14
Rushing TD	3	vs. Denver, 11/6/16
Receptions	7	vs. Cincinnati, 9/13/15
Receiving Yards	60	@ Denver, 12/28/14
Long Reception	46	@ Denver, 12/28/14

MURRAY'S CAREER GAME-BY-GAME (\* starts)

2014	OAKLAND	Att.	RUSHING				RECEIVING				
			Yards	Avg.	Long	TD	No.	Yards	Avg.	Long	TD
9/7	@ New York Jets	0	0	0.0	0	0	0	0	0.0	0	0
9/14	Houston	1	6	6.0	6	0	0	0	0.0	0	0
9/21	@ New England	3	1	0.3	1	0	0	0	0.0	0	0
9/28	Miami	0	0	0.0	0	0	0	0	0.0	0	0
10/12	San Diego	0	0	0.0	0	0	0	0	0.0	0	0
10/19	Arizona	0	0	0.0	0	0	0	0	0.0	0	0
10/26	@ Cleveland	0	0	0.0	0	0	0	0	0.0	0	0
11/2	@ Seattle	0	0	0.0	0	0	2	12	6.0	13	0
11/9	Denver	2	4	2.0	3	0	1	7	7.0	7	0
11/16	@ San Diego	4	43	10.8	23	0	3	16	5.3	10	0
<b>11/20</b>	<b>Kansas City</b>	<b>4</b>	<b>112</b>	<b>28.0</b>	<b>90t</b>	<b>2</b>	<b>0</b>	<b>0</b>	<b>0</b>	<b>0</b>	<b>0</b>
11/30	@ St. Louis		INACTIVE								
12/7	San Francisco	23	76	3.3	16	0	2	9	4.5	5	0
12/14	@ Kansas City*	12	59	4.9	25	0	2	17	8.5	11	0
12/21	Buffalo*	23	86	3.7	25	0	3	22	7.3	19	0
12/28	@ Denver*	10	37	3.7	8	0	4	60	15.0	46	0
<b>2014</b>	<b>GP/GS: 15/3</b>	<b>82</b>	<b>424</b>	<b>5.2</b>	<b>90t</b>	<b>2</b>	<b>17</b>	<b>143</b>	<b>8.4</b>	<b>46</b>	<b>0</b>
2015	OAKLAND	Att.	Yards	Avg.	Long	TD	No.	Yards	Avg.	Long	TD
9/13	Cincinnati*	11	44	4.0	12	0	7	36	5.1	11	0
9/20	Baltimore*	15	65	4.3	9	1	3	22	7.3	12	0
<b>9/27</b>	<b>@ Cleveland*</b>	<b>26</b>	<b>139</b>	<b>5.3</b>	<b>54</b>	<b>1</b>	<b>1</b>	<b>10</b>	<b>10.0</b>	<b>10</b>	<b>0</b>
10/4	@ Chicago*	15	49	3.3	8	0	3	12	4.0	11	0
10/11	Denver*	13	39	3.0	11	0	3	18	6.0	14	0
10/25	@ San Diego*	15	85	5.7	24	1	1	1	1.0	1	0
<b>11/1</b>	<b>New York Jets*</b>	<b>20</b>	<b>113</b>	<b>5.7</b>	<b>26</b>	<b>0</b>	<b>1</b>	<b>6</b>	<b>6.0</b>	<b>6</b>	<b>0</b>
11/8	@ Pittsburgh*	17	96	5.6	44	0	2	-1	-0.5	3	0
11/15	Minnesota*	12	48	4.0	14	0	5	29	5.8	8	0
11/22	@ Detroit*	13	28	2.2	16	1	0	0	0.0	0	0
11/29	@ Tennessee*	22	59	2.7	8	0	1	23	23.0	23	0
12/6	Kansas City*	20	86	4.3	35	1	4	11	2.8	9	0
12/13	@ Denver*	16	27	1.7	7	0	0	0	0.0	0	0
12/20	Green Bay*	21	78	3.7	22	0	1	2	2.0	2	0
12/24	San Diego*	19	79	4.2	22t	1	5	38	7.6	14	0
1/3/16	@ Kansas City*	11	31	2.8	9	0	4	25	6.3	11	0
<b>2015</b>	<b>GP/GS: 16/16</b>	<b>266</b>	<b>1,066</b>	<b>4.0</b>	<b>54</b>	<b>6</b>	<b>41</b>	<b>232</b>	<b>5.7</b>	<b>23</b>	<b>0</b>



2016	OAKLAND	Att.	Yards	Av.	Long	TD	No.	Yards	Av.	Long	TD
9/11	@ New Orleans*	14	59	4.2	10	1	1	13	13.0	13	0
9/18	Atlanta*	8	57	7.1	18	1	6	44	7.3	11	0
9/25	@ Tennessee*	10	37	3.7	22t	1	1	1	1.0	1	0
10/2	@ Baltimore*	8	19	2.4	4	0	2	5	2.5	4	0
10/9	San Diego										
10/16	Kansas City										
10/23	@ Jacksonville	18	59	3.3	10	2	2	4	2.0	6	0
10/30	@ Tampa Bay*	11	48	4.4	19	0	5	23	4.6	12	0
11/6	Denver*	20	114	5.7	42	3	1	13	13.0	13	0
11/21	Houston (Mex.)	12	33	2.8	6	0	5	59	11.8	39	0
11/27	Carolina*	19	45	2.4	7	1	3	43	14.3	32	0
12/4	Buffalo*	20	82	4.1	22	2	3	23	7.7	10	0
12/8	@ Kansas City*	22	103	4.7	12	1	0	0	0.0	0	0
12/18	@ San Diego*	13	81	6.2	33	0	1	11	11.0	11	0
12/24	Indianapolis*	15	40	2.7	8	0	2	11	5.5	11	0
1/1/16	@ Denver*	5	11	2.2	5	0	1	14	14.0	14	0
2016	GP/GS: 14/12	195	788	4.0	42	12	33	264	8.0	39	0
<b>2016 PLAYOFFS</b>											
1/7/17	@ Houston*	12	39	3.3	18	1	1	12	12.0	12	0



# 23

TERENCE NEWMAN

POSITION: CORNERBACK  
HEIGHT/WEIGHT: 5-10/197  
DOB: 9-4-78  
HOMETOWN: SALINA, KS

COLLEGE: KANSAS STATE  
ACQUIRED: FA '15  
NFL SEASON: 15  
VIKINGS SEASON: 3

**2016 GP/GS** 15/10     **Career GP/GS** 205/198 (133/131-DAL;42/42-CIN; 31/26-MIN)     **Playoffs GP/GS** 8/7 (5/5-DAL; 2/1-CIN; 1/1-MIN)

- The Vikings most-senior defender, enters his 15th season. Played in his 200th career game vs. Arizona (11/20/16).
- Played for Mike Zimmer in Dallas from 2003-06 and in Cincinnati from 2012-13 before joining the Vikings in 2015.
- 2-time **Pro Bowler** is 1st among active DBs with 205 games played and 2nd among active NFL players with 41 career INTs.

**OFF THE FIELD** Active in community service throughout his career in both Dallas and Cincinnati, supporting many causes including Children's Cancer Fund, Leukemia and Lymphoma Society, American Diabetes Association and Salvation Army... Avid golfer...Started "Breakfast Buddies," a program similar to Big Brothers Big Sisters, in his hometown.

**HONORS Pro Bowler** in 2007 and 2009...Selected **All-Rookie** in 2003 by *Pro Football Weekly*...Named **NFC Defensive Player of the Week** after recording 3 INTs at Washington (12/14/03)...Named **NFC Defensive Player of the Week** after recording 2 INTs at Oakland (11/15/15).

**PRO** Has played in 205 games, starting 198, both the highest among all active DBs...Twice named **NFC Defensive Player of the Week** in his career, once as a rookie and again in his 13th season...Drafted by Dallas in the 1st round (#5 overall) of the 2003 NFL draft...2-time **Pro Bowl** honoree (2007, 2009), has 41 career INTs...Played for Vikings Head Coach Mike Zimmer in Dallas from 2003-06 and in Cincinnati from 2012-13...Played for Vikings LBs Coach Adam Zimmer when he was the assistant DBs coach for the Bengals during the 2013 season...Helped Dallas rank in the top-10 in total defense 5 times in his 9 years as a Cowboy and aided Cincinnati to top-10 rankings 2 out of 3 years...Has been on 8 playoff teams, including 3 division-winning squads (Dallas - 2007, 2009; Minnesota 2015)...Has played in 8 career playoff games, starting 7...Appeared in 133 games with 131 starts recording 32 INTs with the Cowboys from 2003-11...Released by Dallas on 3/14/12 and signed with Cincinnati on 4/13/12...Grabbed 5 INTs and started all 41 games he appeared in with the Bengals over the 2013-14 seasons...Signed with the Vikings on 3/27/15.

**2016** A crucial part of the Vikings 3rd-ranked pass defense in 2016, allowing just 207.9 passing yards per game...Registered 3 solo tackles, including a tackle for loss, at Green Bay (12/24)...Contributed 3 solo tackles and a pass defended vs. Indianapolis (12/18)...Returned from injury and secured a tackle for loss vs. Dallas (12/1)...Inactive for the first time as a Vikings with a neck injury at Detroit (11/24)...Posted 2 tackles in the 200th game of his career...Collected 4 tackles (3 solo) at Washington (11/20), the first regular-season game he has played in where he was not a starter since 2007...Registered 3 tackles, a TFL and a pass defended vs. Detroit (11/6)...Posted 2 passes defended vs. Houston (10/9)...Registered his 41st career INT and 5 tackles at Carolina (9/25)...Had 3 tackles and broke up 2 passes vs. Green Bay (9/18).

**2015** Snared 3 INTs, his most since 2011 with Dallas...Started every game, including Wild Card Playoff...Opened 15 regular season games at LCB and 1 at S due to injuries in the defensive backfield, his 1st career start at S...Earned **NFC Defensive Player of the Week** after a 2-INT day in the win at Oakland (11/15), the 2nd time in his career winning the award and the 1st since 2003...Grabbed his 40th career INT at Atlanta (11/29)...Helped the Vikings rank #5 in the NFL in defensive points allowed at 18.9...Led Vikings with 3 INTs...His 76 tackles were his most since 2010 in Dallas when he posted 81...Had 12 tackles, matching his career high, at Chicago (11/1)...Notched 6th career multi-INT game at Oakland (11/15).

PICK KINGS

Terence Newman is ranked 2nd among all active NFL players with 41 INTs, 20 of which have come with Mike Zimmer as his defensive coordinator or head coach (12 in DAL, 4 in CIN, 4 in MIN).

**INTERCEPTION LEADERS AMONG ACTIVE PLAYERS**

PLAYER	INTS
1) DeAngelo Hall, CB, Washington	43
2) Terence Newman, CB, Minnesota	41
3) Reggie Nelson, S, Oakland	35

**2014** Started all 13 games he appeared in...Led Cincinnati with 14 PDs...Added 71 tackles, 5th on the team...Recorded 1 INT on the season, picking off Josh McCown at Tampa Bay (11/30)... Had season highs in tackles (10) and PDs (3) and recorded his lone special teams tackle of the year vs. Atlanta (9/14)...Did not start and had 3 tackles and 1 PD in the Wild Card playoff loss at Indianapolis (1/4/15).

**2013** Played in and started 13 games...Logged 51 tackles and 2 INTs...Ranked 2nd on the team with 14 PDs...Had a season-high 6 tackles, 1 INT and returned a fumble 58 yards for the game-winning TD vs. Green Bay (9/22)...Was inactive due to injury for the final 3 regular season-games and for the Wild Card loss vs. San Diego.

**2012** Started all 15 games he appeared in...Had 75 tackles, 2 INTs and a team-leading 14 PDs...Snared both INTs on the season and tied a career high with 4 PDs against Peyton Manning when hosting the Broncos (11/4)...His 2-INT output marked his 5th career multi-INT game in his career...Started in the Wild Card Playoff loss at Houston (1/5/13), tallying 7 tackles and 1 PD.

**2011** Missed the 1st 2 games of the season with an injury and started the remaining 14 games...Tied for the team lead with 4 INTs and 10 PDs...Corralled 57 tackles...Intercepted 2 passes vs. Buffalo (11/13), including one returned 43 yards for a TD.

**2010** Started all 16 games...Totaled career highs in tackles (81) and INTs (5)...Had 2 INTs at Philadelphia (1/2/11) in the season finale, his 3rd multi-INT game of this career.

**2009** Started all 16 games en route to his 2nd **Pro Bowl** nod... Had 68 tackles, 3 INTs and a career-high 21 PDs helping the Cowboys to an 11-5 record and the NFC East crown...Forced a career-best 3 fumbles...Returned an INT 27 yards for a TD vs. Carolina (9/28)...Started both playoff contests, a Wild Card victory vs. Philadelphia (1/9/10) and a Divisional Round loss at Minnesota (1/17/10).

**2008** Appeared and started in 10 games, missing time due to groin and abdominal injuries...Had 39 tackles, 4 INTs and 13 PDs for the NFL's 5th-ranked passing defense...Intercepted Eli Manning 2 times vs. the N.Y. Giants (12/14).

**2007** Earned 1st **Pro Bowl** selection after helping Dallas secure the NFC East with a 13-3 record...Played in 13 games and started 11...Tallied 62 tackles with 4 INTs...Recorded a career high with 129 INT return yards on the season, including a 70-yard return at Buffalo (10/8) and a 50-yard TD, his 1st career INT TD, vs. N.Y. Jets (11/22)...Had an INT in 3 consecutive games, picking off

passes vs. Washington (11/18), vs. N.Y. Jets (11/22) and vs. Green Bay (11/29)...Cowboys defense finished 9th in total defense... Started Divisional Round loss vs. NY Giants (1/13/08).

**2006** Started all 16 games for the 4th consecutive season... Had 66 tackles and 1 INT...Helped Dallas to a 9-7 record and a Wild Card berth...Had most prolific season as a punt returner averaging 10.1 yards on 20 returns, including a 56-yard TD vs. Detroit (12/31)...Started the Wild Card loss at Seattle (1/6/07) and totaled 6 tackles and 2 PDs in his 2nd playoff appearance.

**2005** Started all 16 games...Recorded 70 tackles, 3 INTs, 15 PDs and 1 sack...Returned 10 punts for 55 yards...Recorded 2nd career sack bringing down Donovan McNabb vs. Philadelphia (10/9).

**2004** Started all 16 games...Totaled 66 tackles and set a career high with 12 tackles vs. Pittsburgh (10/17)...Led the team with 4 INTs becoming the 1st Cowboy since Everson Walls (1981-82) to lead the team outright in consecutive seasons.

**2003** Started all 16 games for the NFL's top-ranked defense, earning **All-Rookie** honors by *Pro Football Weekly*...Recorded 80 tackles and 4 INTs helping Dallas rank 1st in pass defense for the 3rd time in team history...Had a career day picking off Tim Hasselbeck 3 times at Washington (12/14) and was named **NFC Defensive Player of the Week**...Helped Dallas to 10-6 record and a playoff berth...Started 1st playoff game in the Wild Card loss at Carolina (1/3/04).

**COLLEGE** Played 4 seasons (1999-2002) at Kansas State... Redshirted in 1998...A consensus All-America selection and the 1st Kansas State player to win the Jim Thorpe Award as nation's top DB...Named the Big 12 Defensive Player of the Year as a senior...Holds career totals of 133 tackles, 10 INTs and 32 PDs... Was teammates with former Vikings LB Ben Leber at Kansas State from 1999-2001...Also participated in track, setting a school record in the 100-meter dash (10.20 seconds) and winning 2 Big 12 100-meter championships.

**PREP** Helped Central HS in Salina, Kansas, capture the 1996 football State Championship vs. Liberal HS...Lettered twice in football, 3 times in track, 3 times in basketball and once in baseball for the Mustangs...State champion in the 100, 200, 400 and 2nd in the long jump...Was heavily recruited for track, receiving offers from nearly every top program.

## NEWMAN'S NFL TOTALS

Year	GP/GS	Tackles			Sacks	INTs	PBU	TFL	QBH	FF/FR	Special Teams
		Solo	Asst.	Total							
2003 (Dal)	16/16	69	11	80	1.0	4	14	2.5	-	0/1	0
Playoffs	1/1	5	0	5	0.0	0	0	0.0	-	0/0	0
2004 (Dal)	16/16	61	5	66	0.0	4	13	1.0	-	2/0	0
2005 (Dal)	16/16	55	15	70	1.0	3	15	1.0	-	1/4	0
2006 (Dal)	16/16	54	12	66	0.0	1	12	1.0	-	0/0	1
Playoffs	1/1	5	1	6	0.0	0	1	0.0	-	0/0	0
2007 (Dal)	13/11	51	11	62	0.0	4	15	0.0	-	1/0	0
Playoffs	1/1	0	0	0	0.0	0	0	0.0	-	0/0	0
2008 (Dal)	10/10	31	8	39	0.0	4	13	3.0	-	0/1	0
2009 (Dal)	16/16	54	14	68	0.0	3	21	2.0	-	3/0	0
Playoffs	2/2	8	2	10	0.0	0	1	0.0	-	0/0	0
2010 (Dal)	16/16	67	14	81	0.0	5	14	2.0	-	0/1	0
2011 (Dal)	14/14	40	17	57	0.0	4	10	1.0	-	0/1	0
2012 (Cin)	15/15	49	26	75	0.0	2	14	4.0	-	1/2	2
Playoffs	1/1	7	0	7	0.0	0	1	0.0	-	0/0	0
2013 (Cin)	13/13	44	7	51	0.0	2	14	4.0	-	0/1	0
Playoffs	Inactive										
2014 (Cin)	13/13	47	24	71	0.0	1	14	0.0	-	0/0	0
Playoffs	1/0	3	0	3	0.0	0	1	0.0	-	0/0	0
2015 (Min)	16/16	58	18	76	0.0	3	14	3.0	-	0/0	0
Playoffs	1/1	1	0	1	0.0	0	0	0.0	-	0/0	0
2016 (Min)	15/10	37	8	45	0.0	1	7	3.0	-	0/0	0
<b>Totals</b>	<b>205/198</b>	<b>717</b>	<b>190</b>	<b>907</b>	<b>2.0</b>	<b>41</b>	<b>190</b>	<b>27.5</b>	<b>1</b>	<b>8/11</b>	<b>3</b>
Playoffs	8/7	29	3	32	0.0	0	4	0.0	-	0/0	0

**NEWMAN'S INTERCEPTIONS**

<b>GAME</b> .....	<b>QB</b> .....	<b>INT</b> .....
at NY Giants, 9/15/03 .....	Kerry Collins .....	1 (0)
at Washington, 12/14/03 .....	Tim Hasselbeck .....	3 (23)
vs. Cleveland, 9/19/04 .....	Jeff Garcia .....	1 (21)
vs. Chicago, 11/25/04 .....	Jonathan Quinn .....	1 (11)
at Philadelphia, 12/19/04 .....	Donovan McNabb .....	1 (0)
vs. Washington, 12/26/04 .....	Patrick Ramsey .....	1 (-1)
vs. Washington, 9/19/05 .....	Mark Brunell .....	1 (12)
at Seattle, 10/23/05 .....	Drew Bledsoe .....	1 (0)
vs. Denver, 11/24/05 .....	Jake Plummer .....	1 (4)
vs. NY Giants, 10/23/06 .....	Eli Manning .....	1 (0)
at Buffalo, 10/8/07 .....	Trent Edwards .....	1 (70)
vs. Washington, 11/18/07 .....	Jason Campbell .....	1 (7)
vs. NY Jets, 11/22/07 .....	Kellen Clemens .....	1 (50)
vs. Green Bay, 11/29/07 .....	Brett Favre .....	1 (2)
at Washington, 11/16/08 .....	Jason Campbell .....	1 (0)
vs. Seattle, 11/27/08 .....	Matt Hasselbeck .....	1 (0)
vs. NY Giants, 12/14/08 .....	Eli Manning .....	2 (2)
vs. Carolina, 9/28/09 .....	Jake Delhomme .....	1 (27)
vs. San Diego, 12/13/09 .....	Philip Rivers .....	1 (0)
at Washington, 12/27/09 .....	Jason Campbell .....	1 (9)
vs. NY Giants, 10/25/10 .....	Eli Manning .....	1 (30)
vs. Detroit, 11/21/10 .....	Shaun Hill .....	1 (0)
vs. Washington, 12/19/10 .....	Rex Grossman .....	1 (-18)
at Philadelphia, 1/2/11 .....	Kevin Kolb .....	2 (4)
at New England, 10/16/11 .....	Tom Brady .....	1 (1)

<b>GAME</b> .....	<b>QB</b> .....	<b>INT</b> .....
vs. Seattle, 11/6/11 .....	Tarvaris Jackson .....	1 (17)
vs. Buffalo, 11/13/11 .....	Ryan Fitzpatrick .....	2 (62)
vs. Denver, 11/4/12 .....	Peyton Manning .....	2 (0)
at Baltimore, 11/10/13 .....	Joe Flacco .....	1 (9)
vs. Green Bay, 9/22/13 .....	Aaron Rodgers .....	1 (-1)
at Tampa Bay, 11/30/14 .....	Josh McCown .....	1 (3)
at Oakland, 11/15/15 .....	Derek Carr .....	2 (4)
at Atlanta, 11/29/15 .....	Matt Ryan .....	1 (0)
at Carolina, 9/25/16 .....	Cam Newton .....	1 (0)
<b>Total</b> .....		<b>41 (348)</b>

**NEWMAN'S SACKS**

<b>GAME</b> .....	<b>QB</b> .....	<b>SACKS</b> .....
vs. Arizona, 10/5/03 .....	Jeff Blake .....	1.0
vs. Philadelphia, 10/9/05 .....	Donovan McNabb .....	1.0
<b>Total</b> .....		<b>2.0</b>

**NEWMAN'S TOUCHDOWNS**

<b>GAME</b> .....	<b>PLAY</b> .....
vs. Detroit, 12/31/06 .....	56-yd punt return
vs. NY Jets, 11/22/07 .....	50-yd INT return
vs. Carolina, 9/28/09 .....	27-yd INT return
vs. Buffalo, 11/13/11 .....	43-yd INT return
vs. Green Bay, 9/22/13 .....	58-yd fumble return
<b>Total</b> .....	<b>5 (3 INTs, 1 PR, 1 FR)</b>

**SINGLE-GAME CAREER HIGHS**

Tackles .....	12 .....	vs. Pittsburgh, 10/17/04
Solo Tackles .....	11 .....	vs. Pittsburgh, 10/17/04
Passes Defensed .....	5 .....	at Oakland, 11/15/15
Forced Fumble .....	1 .....	8x, last vs. Cleveland, 9/16/12
Fumble Recovery .....	2 .....	vs. Denver, 11/24/05
Sacks .....	1.0 .....	vs. Arizona, 10/5/03
.....	.....	vs. Philadelphia, 10/9/05
Interception .....	3 .....	at Washington, 12/14/03
Long INT Return .....	70 .....	at Buffalo 10/8/07
Punt Returns .....	3 .....	4x, last vs. NY Jets, 11/22/07
Punt Return Yards .....	56 .....	vs. Detroit, 12/31/06
Long Punt Return .....	56t .....	vs. Detroit, 12/31/06
Punt Return Avg. ....	13.3 .....	vs. Washington, 9/17/06 (min. 3 returns)
Punt Return TD .....	1 .....	vs. Detroit, 12/31/06

**PUNT RETURNS**

<b>Year</b> .....	<b>GP/GS</b> .....	<b>No.</b> .....	<b>Yds.</b> .....	<b>Avg.</b> .....	<b>Lg</b> .....	<b>TD</b> .....
2004 (Dal) .....	16/16	2	13	6.5	7	0
2005 (Dal) .....	16/16	10	55	5.5	26	0
2006 (Dal) .....	16/16	20	202	10.1	56t	1
Playoffs .....	1/1	1	17	17.0	17	0
2007 (Dal) .....	13/11	4	26	6.5	13	0
2009 (Dal) .....	16/16	2	-11	-5.5	0	0
<b>Total</b> .....	<b>16/16</b>	<b>38</b>	<b>285</b>	<b>7.5</b>	<b>56t</b>	<b>1</b>
Playoffs .....	1/1	1	17	17.0	17	0

**NEWMAN'S CAREER GAME-BY-GAME (\* starts)**

<b>2003 (DAL)</b> .....	<b>U</b>	<b>A</b>	<b>T</b>	<b>TFL</b>	<b>SK</b>	<b>QH</b>	<b>FF</b>	<b>FR</b>	<b>INT</b>	<b>PD</b>	<b>2004 (DAL)</b> .....	<b>U</b>	<b>A</b>	<b>T</b>	<b>TFL</b>	<b>SK</b>	<b>QH</b>	<b>FF</b>	<b>FR</b>	<b>INT</b>	<b>PD</b>
vs. ATL - 9/7* .....	5	0	5	0	0.0	--	0	0	0	0	at MIN - 9/12* .....	2	1	3	0	0.0	--	0	0	0	0
at NYG - 9/15* .....	5	0	5	0	0.0	--	0	0	1	3	vs. CLE - 9/19* .....	0	1	1	0	0.0	--	0	0	1	1
at NYJ - 9/28* .....	4	0	4	0	0.0	--	0	0	0	1	at WAS - 9/27* .....	8	2	10	0	0.0	--	0	0	0	1
vs. ARI - 10/5* .....	5	0	5	1	1.0	--	0	0	0	1	vs. NYG - 10/10* .....	2	1	3	0	0.0	--	0	0	0	0
vs. PHI - 10/12* .....	5	0	5	0	0.0	--	0	0	0	1	vs. PIT - 10/17* .....	13	0	13	0	0.0	--	0	0	0	0
at DET - 10/19* .....	2	0	2	0	0.0	--	0	0	0	2	at GB - 10/24* .....	5	0	5	0	0.0	--	0	0	0	1
at TB - 10/26* .....	4	0	4	1	0.0	--	0	0	0	1	vs. DET - 10/31* .....	0	0	0	0	0.0	--	0	0	0	2
vs. WAS - 11/2* .....	3	0	3	0	0.0	--	0	0	0	0	at CIN - 11/7* .....	4	0	4	0	0.0	--	0	0	0	2
vs. BUF - 11/9* .....	5	0	5	1	0.0	--	0	0	0	1	vs. PHI - 11/15* .....	5	0	5	1	0.0	--	0	0	0	0
at NE - 11/16* .....	3	1	4	0	0.0	--	0	0	0	0	at BAL - 11/21* .....	4	0	4	0	0.0	--	1	0	0	0
vs. CAR - 11/23* .....	5	2	7	0	0.0	--	0	0	0	0	vs. CHI - 11/25* .....	1	0	1	0	0.0	--	0	0	1	1
vs. MIA - 11/27* .....	7	1	8	1	0.0	--	0	1	0	0	at SEA - 12/6* .....	8	0	8	0	0.0	--	1	0	0	1
at PHI - 12/7* .....	6	1	7	1	0.0	--	0	0	0	0	vs. NO - 12/12* .....	3	0	3	1	0.0	--	0	0	0	1
at WAS - 12/14* .....	3	3	6	0	0.0	--	0	0	3	3	at PHI - 12/19* .....	2	0	2	0	0.0	--	0	0	1	2
vs. NYG - 12/21* .....	4	0	4	0	0.0	--	0	0	0	0	vs. WAS - 12/26* .....	3	0	3	0	0.0	--	0	0	1	1
at NO - 12/28* .....	3	3	6	1	0.0	--	0	0	0	1	at NYG - 1/2/05* .....	1	0	1	0	0.0	--	0	0	0	0
<b>2003, GP/GS: 16/16</b> .....	<b>69</b>	<b>11</b>	<b>80</b>	<b>6</b>	<b>1.0</b>	--	<b>0</b>	<b>1</b>	<b>4</b>	<b>14</b>	<b>2004, GP/GS: 16/16</b> .....	<b>61</b>	<b>5</b>	<b>66</b>	<b>2</b>	<b>0.0</b>	--	<b>2</b>	<b>0</b>	<b>4</b>	<b>13</b>
<b>2003 PLAYOFFS</b>																					
at CAR - 1/3/04* .....	5	0	5	0	0.0	--	0	0	0	0											







## #24 JABARI PRICE

**POSITION:** CORNERBACK  
**HEIGHT/WEIGHT:** 5-11/200  
**DOB:** 8-31-92  
**HOMETOWN:** POMPANO BEACH, FL

**COLLEGE:** NORTH CAROLINA  
**ACQUIRED:** D7c (#225) '14  
**NFL SEASON:** 4  
**VIKINGS SEASON:** 4

**2016 GP/GS**  
IR

**Career GP/GS**  
14/0

**Playoffs GP/GS**  
0/0

- Did not see game action in 2015 or 2016.
- High school teammate with Arizona Cardinals standout Patrick Peterson at Ely High in Pompano Beach, Florida.

**OFF THE FIELD** Took part in "The Walk of Hearts" in June 2016, a 1,000+ mile walk from Pompano Beach, Florida to Washington, D.C. to help end childhood obesity...Majored in exercise and sport science, earning his degree in December 2013...High school teammates with Arizona Cardinals standout Patrick Peterson...Attended same high school as former Golden Gophers and Vikings DB Tyrone Carter.

**PRO** Placed on Injured Reserve on 9/3/16 after suffering an injury in the final preseason game vs. Los Angeles (8/28/16)... Placed on Vikings injured reserve on 10/27/15, ending his season...The final pick of the Vikings 2014 Draft class...Was 1 of 3 DBs drafted by the Vikings in 2014 as the club used 7 of its 10 draft picks on the defensive side of the ball...The 1st North Carolina CB drafted since 2004...Selected with 225th overall selection, a pick obtained in trade of draft picks with Carolina.

**2016** Placed on Injured Reserve on 9/3.

**2015** Did not see game action during his 2nd NFL season... Spent opening 2 weeks on suspended list and the next 4 weeks inactive for game day...Suffered injury and went on injured reserve on 10/27, ending his season.

**2014** Saw action in 14 games during his rookie season... Played in season opener at St. Louis (9/7) on defense and special teams and had season-high 4 tackles...Notched 2 tackles at New Orleans (9/21)...Had career-best 2 ST stops at Buffalo (10/19)...Had a special teams stop at Detroit (12/14).

**COLLEGE** Started final 24 games of his career at LCB for the Heels...Named Honorable Mention All-ACC as a senior...Started all 13 games at LCB as a senior...Ranked 4th on team in 2013 with 80 tackles...Notched career-high 10 tackles against Miami as a senior...Started all 11 games at LCB as a junior and ranked 3rd on team with 76 tackles...Had lone career sack and 8 tackles in win over East Carolina as a junior, earning ACC Defensive Back of the Week for the game...Played in all 13 games as a true freshman and started the final 4 games at RCB.

**PREP** Honored as 2nd-Team All-State Class 5A and earned All-Broward County honors as a senior at Ely High in Pompano Beach...Helped squad advance to the Class 5A regionals where the team nearly upset national #1 team St. Thomas Aquinas... Standout at CB and S...Ran track, excelling in 400m and 4x100 relay...Helped team win 4x100 state championship as a senior.

### PRICE'S CAREER GAME-BY-GAME (\* starts)


2014 (MIN)	U	A	T	TFL	SK	QH	FF	FR	INT	PD
at STL - 9/7	4	0	4	0	0.0	0	0	0	0	0
vs. NE - 9/14	0	0	0	0	0.0	0	0	0	0	0
at NO - 9/21	2	0	2	0	0.0	0	0	0	0	0
vs. ATL - 9/28	0	0	0	0	0.0	0	0	0	0	0
at GB - 10/2	0	0	0	0	0.0	0	0	0	0	0
vs. DET - 10/12	0	0	0	0	0.0	0	0	0	0	0
at BUF - 10/19	0	0	0	0	0.0	0	0	0	0	0
at TB - 10/26	0	0	0	0	0.0	0	0	0	0	0
vs. WAS - 11/2	INACTIVE									
at CHI - 11/16	0	0	0	0	0.0	0	0	0	0	0
vs. GB - 11/23	0	0	0	0	0.0	0	0	0	0	0
vs. CAR - 11/30	0	0	0	0	0.0	0	0	0	0	0
vs. NYJ - 12/7	INACTIVE									
at DET - 12/14	0	0	0	0	0.0	0	0	0	0	0
at MIA - 12/21	0	0	0	0	0.0	0	0	0	0	0
vs. CHI - 12/28	0	0	0	0	0.0	0	0	0	0	0
<b>2014 ...GP/GS: 14/0</b>	<b>6</b>	<b>0</b>	<b>6</b>	<b>0</b>	<b>0.0</b>	<b>0</b>	<b>0</b>	<b>0</b>	<b>0</b>	<b>0</b>

### PRICE'S NFL TOTALS

Year	GP/GS	Tackles							Special		
		Solo	Asst.	Total	Sacks	INTs	PBU	TFL	QBH	FF/FR	Teams
2014 (Min)	14/0	6	0	6	0.0	0	0	0.0	0	0/0	7
2015 (Min)	0/0	INACTIVE/SUSPENDED/INJURED RESERVE									
2016 (Min)	0/0	INJURED RESERVE									
<b>Total</b>	<b>14/0</b>	<b>6</b>	<b>0</b>	<b>6</b>	<b>0.0</b>	<b>0</b>	<b>0</b>	<b>0.0</b>	<b>0</b>	<b>0/0</b>	<b>7</b>

### SINGLE-GAME CAREER HIGHS

Tackles..... 4..... at St. Louis, 9/7/14  
 Solo Tackles..... 4..... at St. Louis, 9/7/14  
 Special Teams Tackles..... 2..... at Buffalo, 10/19/14



#4

## RYAN QUIGLEY

POSITION: PUNTER  
 HEIGHT/WEIGHT: 6-2/205  
 DOB: 1-26-90  
 HOMETOWN: LITTLE RIVER, SC

COLLEGE: BOSTON COLLEGE  
 ACQUIRED: FA (ARI) '17  
 NFL SEASON: 5  
 VIKINGS SEASON: 1

2016 GP/GS  
 6/0 - ARI

Career GP/GS  
 51/0 (45/0-NY); 6/0-ARI)

Playoffs GP/GS  
 0/0

• Has the 2 best single-season net punting marks in New York Jets history with a 39.9 average in 2014 and 38.9 average in 2013.

**OFF THE FIELD** Double major in marketing and management & leadership...Had his number retired during the 2016 offseason at North Myrtle Beach HS, along with current Rams TE Tamarick Hemingway, becoming the 1st athletes in the school's history to have their numbers retired.

**PRO** Has appeared in 51 career games - 45 with the NY Jets and 6 with Arizona...Signed with the Vikings on 4/4/17...Signed with Arizona on 9/28/16 and released on 11/15/16...Signed with Jacksonville on 6/16/16 and released on 8/29/16...Signed with Philadelphia on 4/18/16 and released on 5/23/16...Signed with the N.Y. Jets on 4/12/13, was cut on 8/26/13 and then re-signed on 9/16/13...Originally entered the NFL as a rookie free agent with Chicago on 5/13/12 and was released on 9/10/12.

**2016** Appeared in 6 games and had 34 punts for 1,416 (41.6 avg) yards for the Arizona Cardinals...Totaled 13 punts inside the 20 and had a 37.2 net average...Tied a career high with 9 punts at San Francisco (10/6)...Recorded 2 special teams tackles - 1 vs. San Francisco (11/13) and 1 vs. Seattle (10/23)...Signed with Arizona on 9/28 and released on 11/15.

**2015** Played in 15 games and had 75 punts for 3,287 yards (43.8 avg)...Had 36.5-yard net average and a career-best 27 punts inside the 20 with just 4 touchbacks...Landed a career-high 5 of his career-high-tying 9 punts inside the 20 vs. Jacksonville (11/8).

**2014** Appeared in all 16 games and set career highs with 78 punts for 3,580 yards (45.9)...Posted a career-best net average of 39.9...Both gross average and net average were Jets single-season franchise records...Landed 23 punts inside the 20 and had 9 touchbacks...Set a career best with a 51.7-yard average on 6 punts vs. Detroit (9/28)...Set his career-high net average the following week at San Diego (10/5) with a 49.6 mark...Completed his 1st and only career pass for 38 yards on a fake punt at Miami (12/28).

**2013** Played in 14 games and had 72 punts for 3,278 yards (45.5 avg)...Posted a then franchise-record net average of 38.9 yards and had 21 punts inside the 20 with just 3 touchbacks...Released during preseason and re-signed on 9/16 and made NFL debut on vs. Buffalo (9/22)...Had a season-high net average of 45.6 yards on 5 punts at Cincinnati (10/27)...Totaled 411 yards, a career best, on 8 punts at Baltimore (11/24).

**COLLEGE** Played in 52 games during his 4 seasons (2008-11) at Boston College...Punted 284 times for 11,418 yards (40.2 avg)...Was 4th in the nation with 28 punts inside the 20 as a senior in 2011...Led the ACC with 3,282 yards and 26 punts inside the 20 as a junior...Named honorable mention all-conference as a sophomore when he tallied 23 punts inside the 20 and ranked 5th in the ACC with a 40.8-yard average...Won the punting and kickoff duties by the midway point of this freshman year in 2008.


**PREP** Won North Myrtle Beach's Top Male Student-Athlete Award in 2008...Also played basketball and soccer in high school...Was the 2007 Statewide Special Teams Player of the Year from the South Carolina Football Coaches Association.

## QUIGLEY'S NFL TOTALS

Year.....	GP/GS	No	Yds	Gr Avg	Net Avg	Long	IN20	TBs	STT
2013 (NY)	14/0	72	3,278	45.5	38.9	67	21	3	1
2014 (NY)	16/0	78	3,580	45.9	39.9	69	23	9	0
2015 (NY)	15/0	75	3,287	43.8	36.5	68	27	4	0
2016 (Ari)	6/0	34	1,416	41.6	37.2	55	13	2	2
<b>Totals</b> .....	<b>51/0</b>	<b>259</b>	<b>12,535</b>	<b>44.6</b>	<b>38.3</b>	<b>69</b>	<b>84</b>	<b>18</b>	<b>3</b>

## SINGLE-GAME CAREER HIGHS

Punts..... 9..... vs. Jacksonville, 11/8/15; at San Francisco, 10/6/16  
 Punting Yards..... 411..... at Baltimore, 11/24/13  
 Punting Average..... 51.7..... vs. Detroit, 9/28/14  
 Net Average..... 49.6..... at San Diego, 10/5/14  
 Long Punt..... 69..... vs Pittsburgh, 11/9/14  
 Inside 20-Yd line..... 5..... vs. Jacksonville, 11/8/15  
 Special Teams Tackle..... 1..... 3x, last vs. San Francisco, 11/13/16



# #71 RILEY REIFF

**POSITION:** TACKLE  
**HEIGHT/WEIGHT:** 6-6/305  
**DOB:** 12-1-88  
**HOMETOWN:** PARKSTON, SD

**COLLEGE:** IOWA  
**ACQUIRED:** FA (DET) '17  
**NFL SEASON:** 6  
**VIKINGS SEASON:** 1

**2016 GP/GS**  
14/14 - DET

**Career GP/GS**  
77/69 - DET

**Playoffs GP/GS**  
1/1 - DET

- Younger brother, Brady, plays football at Iowa.
- Native of Parkston, South Dakota, grew up near former Vikings LB Chad Greenway's hometown and signed with the team as a free agent just days after Greenway's retirement.

**OFF THE FIELD** Avid outdoorsman, enjoys hunting and fishing in all 4 seasons...Majored in interdepartmental studies at Iowa...Younger brother, Brady, is a defensive lineman at Iowa...A standout wrestler with 3 state titles under his belt and a 121-1 record, was recruited for wrestling and football at South Dakota State...Took part in 2nd Annual Celebrity Walleye Classic fishing tournament hosted by the Boys & Girls Clubs of the Sioux Empire in his home state of South Dakota to raise money to support their programs for local kids.

**PRO** Acquired by the Vikings as a free agent from Detroit, he was the 1st player signed by the club when free agency opened on 3/9/17...Only missed 3 games in 5 seasons for Detroit, starting 69 of his 77 regular-season games played and the 1 playoff contest...Protected Lions QB Matthew Stafford as he set franchise record for career TD passes...Paved the way for Reggie Bush to rush for 1,006 yards in 2013, the lone 1,000-yard RB during his tenure with the Lions...Helped Detroit ascend from a 4-12 record during his rookie season to make the playoffs in 2014 and 2016, notching an 11-5 mark in 2014; the 11-5 mark was the best by the Lions since the 12-4 record in 1991...Originally joined the Lions as the 23rd overall pick in the 2012 Draft, the 2nd T selected that year behind Minnesota taking Matt Kalil.

**2016** Started 14 games at RT, missing 2 regular-season contests and the Wild Card Playoff game...Helped Lions go 9-7 and finish runner-up in the NFC North...Lions had 8 comeback wins during the season to set NFL record...Lions offense had #11 passing attack in the NFL and featured 5 players with 50+ catches, the 5th time the feat has been achieved in NFL history and the 1st time in Lions history...Helped QB Matthew Stafford pass 30,000 career passing yards in the fewest games in NFL history (109), breaking the mark of 114 held by Dan Marino and Kurt Warner.

**2015** Started all 16 games at LT...Lions notched 7-9 mark on the season...Team ranked #9 in NFL in passing offense...Helped Stafford throw for 4,327 yards and 32 TDs, giving him a tie for 2nd-most TD passes in a season and trailing only his own club record of 41...Was the only Lions lineman to start every game during the season.

**2014** Started all 15 games at LT...Helped Lions notch 11-5 mark to finish 2nd in NFC North and earn playoff berth...The 11 wins was the best by the club since 1991 when the team went 12-4...Lions posted the #12 passing offense in the NFL...Missed 1st game of his career in annual Thanksgiving Day match vs. Chicago (11/27)...Lions offense had a pair of 1,000+ yard WRs with Golden Tate (1,331) and Calvin Johnson (1,077) while Stafford passed for 4,257 yards.

**2013** Started all 16 games at LT and helped Lions rank #6 in NFL in total offense and #3 in passing offense...Club averaged 392.1 yards per game...Ranked #2 in the NFL with only 23 sacks allowed...Lions posted 7-9 mark on the season...Bush led team on the ground with 1,006 yards and Stafford threw for 3,650 and 29 TDs.

**2012** Selected by teammates as the Mel Farr Rookie of the Year award winner...Played in all 16 games with 8 starts as team went 4-12...Lions offense ranked #3 in NFL total offense and #2 in passing offense in the league...Started as a TE in an unbalanced line formation vs. Minnesota (9/30)...Opened 1st career game at LT vs. Houston (11/22) in Thanksgiving Day game in place of injured Jeff Backus...Returned a short kickoff for 10 yards at Green Bay (12/9)...Protected Stafford as he threw for 4,967 yards, the 2nd-best total in Lions history behind his own 5,038 in 2011.


**COLLEGE** Started 37 of 39 career games for Hawkeyes...Named 1st-Team All-Big 10 as a senior and started all 13 games...Helped pave the way for Iowa's offense to churn out 403 yards of offense in FedEx Orange Bowl win over Georgia Tech...Orange Bowl win was 1st major bowl win for team since 1959 Rose Bowl.

**PREP** Honored as South Dakota's Gatorade Player of the Year as a senior at Parkston High...Earned 1st-Team All-State 3 times, at DE as a sophomore and junior and at TE as a senior...Won 3 state wrestling titles and amassed a 121-1 record on the mat.

### REIFF'S CAREER GAMES

<b>Year</b> .....	<b>GP</b>
2012 (Det) .....	16/8
2013 (Det) .....	16/16
2014 (Det) .....	15/15
<i>Playoffs</i> .....	1/1
2015 (Det) .....	16/16
2016 (Min) .....	14/14
<i>Playoffs</i> .....	0/0
<b>Totals</b> .....	<b>77/69</b>
<i>Playoffs</i> .....	1/1





#72

**MIKE REMMERS**

**POSITION:** TACKLE  
**HEIGHT/WEIGHT:** 6-5/310  
**DOB:** 4-11-89  
**HOMETOWN:** PORTLAND, OR

**COLLEGE:** OREGON STATE  
**ACQUIRED:** FA (CAR) '17  
**NFL SEASON:** 5  
**VIKINGS SEASON:** 1

**2016 GP/GS**  
16/16 - CAR

**Career GP/GS**  
38/37 (1/0-SD; 37/37-CAR)

**Playoffs GP/GS**  
5/5 - CAR

• Started 42 consecutive games – 37 regular season and 5 playoff (including Super Bowl 50) – for the Panthers after being elevated from the Rams practice squad in 2014.

• Spent part of the 2013 season (Weeks 13-14 and 16-17) and 2014 offseason with Minnesota.

• Made his NFL debut for the Chargers in 2013 2 weeks after being activated from the Buccaneers practice squad.

• Originally signed with the Broncos as a rookie free agent and spent the 2012 campaign on Denver's practice squad.

**OFF THE FIELD** Loves golfing, drones and photography.

**PRO** Has not missed a start (32 regular season and 5 postseason games) since being elevated to the Panthers active roster from the Rams practice squad in 2014...Helped Carolina earn a 15-1 regular season record and a trip to Super Bowl 50 following the 2015 regular season.

**2016** Started all 16 games (13 at LT and 3 at RT) for the 2nd-consecutive season, helping the Panthers rank 10th in the NFL in rushing yards (1,814) and rushing TDs (16, tied)...Helped paved the way for an offensive unit that gained 100+ rushing yards in 11 games and blocked for a rushing attacked that averaged 4.0 yards per carry.

**2015** Started all 16 games at RT, helping the Panthers finish the season with a 15-1 record and advance to Super Bowl 50... Part of an offensive unit that gained the NFL's 2nd-most rushing yards (2,282) and the 10th-best yards-per-carry average (4.3)...Part of the NFL's only offense to gain 100+ rushing yards in all 16 regular-season games, reaching the 100-yard mark on the ground in all 3 playoff games, as well...Helped set team record with an NFL-leading 500 points and 59 touchdowns... Protected Cam Newton as the QB finished the season with 3,837 passing yards, 35 passing TDs, 636 rushing yards and 10 rushing TDs on his way to earning the 2015 NFL MVP award.

**2014** Started 7 consecutive games, including both playoff contests, at RT after being elevated to the Panthers active roster from the Rams practice squad on 10/28...Helped the Panthers average 195.0 rushing yards per game and secure 4 wins in his 5 starts after the team averaged 96.5 rushing yards in the 1st 11 games of the season... Helped pave the way for the Panthers to rush for 320 yards in their 2 playoff games...Made the first start of his NFL career at RT at Minnesota (11/30)... Spent the offseason with the Vikings prior to being added to the Rams practice squad before Week 1.

**2013** Joined the Vikings on 11/25 after being waived by San Diego on 11/23...Made his NFL debut with the Chargers at Jacksonville (10/20)...Elevated to the Chargers active roster from Tampa Bay's practice squad...Joined the Buccaneers practice squad after spending the offseason and training camp with the club.

**2012** Spent most of the season on Tampa Bay's practice squad after signing with the club in Week 2...Spent the offseason and training camp with the Broncos after signing with the club as a rookie free agent.

**COLLEGE** Walked on at Oregon State, where he appeared in 50 games (44 starts) at both LT and RT...Started 12 games at LT as a senior and 12 games at RT as a junior...Finalist for the Burlsworth Trophy, given annually to the best player in the country who began his career as a walk-on, as a junior... All-Pac-10 honorable mention as a junior...Earned a scholarship prior to his sophomore season.

**PREP** Attended Jesuit High School in Portland, Oregon...2-sport athlete that helped lead the Crusaders to 2 state championships in football.

**REMMERS' CAREER GAMES/STARTS**

Year .....	GP/GS
2012 (TB).....	PS
2013 (SD).....	1/0
2014 (CAR).....	5/5
Playoffs.....	2/2
2015 (CAR).....	16/16
Playoffs.....	3/3
2016 (CAR).....	16/16
<b>Totals .....</b>	<b>38/37</b>
<b>Playoffs .....</b>	<b>5/5</b>



## #29 XAVIER RHODES

**POSITION:** CORNERBACK  
**HEIGHT/WEIGHT:** 6-1/218  
**DOB:** 6-19-90  
**HOMETOWN:** MIAMI, FL

**COLLEGE:** FLORIDA STATE  
**ACQUIRED:** D1b (#25) '13  
**NFL SEASON:** 5  
**VIKINGS SEASON:** 5

**2016 GP/GS**  
14/14

**Career GP/GS**  
59/52

**Playoffs GP/GS**  
1/1

- Named to the **Pro Bowl** in 2016 for 1st time in his career.
- Set a new career high with 5 INTs in 2016, including 2 vs. Arizona, 11/20/16, the most by a Vikings CB since Brian Williams (5) in 2003.
- Set Vikings rookie record with 23 passes defended in 2013, the 2nd-most passes defended in a season in team history.

**OFF THE FIELD** Majored in social science at Florida State and is 16 credits shy of graduating...Joined teammates for the Adoption Family FunFest at Winter Park during 2013 season, supporting families who adopt...Hosts annual holiday shopping spree for UofM Masonic Children's Hospital patients to spread some cheer...Attended the same high school (Miami Norland) as Steelers WR Antonio Brown, where they both attended in 2005...Would like to run his own business after football...Active with his college coach Jimbo Fisher's charity, Kidz1stFund, and regularly attends fundraisers and donates to the cause...Has a son, Justin, and expecting 2nd child in November of 2017.

**HONORS** Selected the 2016 **Minnesota Vikings Defensive MVP**...Named to 2016 **Pro Bowl** and the **NFC Defensive Player of the Week** 11/20/16 vs. Arizona.

**PRO** Has 7 career INTs...Earned his 1st career **Pro Bowl** nod and 2016 **Minnesota Vikings Defensive MVP** honors after snagging a career-best 5 INTs...Finished 4th in the NFL, 2nd in the NFC, with 18 passes defended in 2014...Led team in PBU's during 2013-14 seasons...Started all 16 games as a 2nd-year player...1st NFL interception at Chicago (11/16/14) off Jay Cutler...Started 6 of the 13 games he played as a rookie, missing the final 3 games with ankle injury...Set Vikings rookie record with 23 passes defended in 2013...Part of the Vikings 3-member 1st-round draft class in 2013, only the 2nd time in team history the team has had 3 picks in the 1st round, the other coming in 1967...Selected #25 overall in 2013 by the Vikings...Declared for NFL Draft after his junior season at FSU...Was the 4th DB in team history selected in the 1st round and the 2nd CB among the 4, joining 2012 pick Harrison Smith in consecutive seasons at DB in 1st round.

**2016** Started all 14 games he appeared in, having his best season as a pro...Hauled in his 5th INT of the season to increase his single-season career high while also contributing 5 total tackles (4 solo) vs. Chicago (1/1)...Posted a season-high 8 tackles (6 solo) vs. Indianapolis (12/18)...Tallied 2 solo tackles and a pass defended at Jacksonville (12/11)...Secured his second TFL of the season along with 2 solo tackles vs. Dallas (12/1)...Had the best performance of his career vs. Arizona tallying 2 INTs, including 1 returned 100 yards for a score while also contributing 3 total tackles...Tallied 5 tackles (4 solo) as well as a season-high 3 passes defended at Chicago (10/31)...1 of 3 players (Yannick Ngakoue, JAX & Ramik Wilson, KC) to have an INT, FF and TFL in the same game in 2016 after totaling 4 tackles, 1 TFL, 1 FF, 1 INT and 2 passes defended at Philadelphia (10/23)...Had 2 tackles and a pass defended vs. Houston (10/9)...Caught 1st INT of the season and helped limit Odell Beckham, Jr. to a career-low 23 receiving yards on 3 catches vs. N.Y. Giants (10/3)...Started at Carolina (9/25) and had 1 PBU in his return from a knee injury...Inactive at Tennessee (9/11) and vs. Green Bay (9/18).

**2015** Started every game in regular season and Wild Card playoff game for NFC North champions...Snared INT off Aaron Rodgers in end zone of game at Lambeau (1/3/16) in regular-season finale that gave Vikings the Division title...Helped

Vikings rank #5 in NFL in points allowed per game and rank #12 in NFL in passing defense...Part of Vikings defensive backfield that featured 4 players who were 1st-round draft picks - Harrison Smith, Trae Wayne, Terence Newman and Rhodes...Notched season-high 7 tackles at San Francisco (9/14) in season opener and had season-high 3 passes defended at Arizona (12/10).

**2014** Started all 16 games in a breakout season for the 2nd year CB...Worked closely with Head Coach Mike Zimmer and DB coach Jerry Gray...Finished the season with a team-high 18 passes defended, ranked 4th in the NFL and 2nd in the NFC...A major part in the Vikings pass defense improving to 7th overall in the NFL after being ranked 31st in 2013...Recorded his 1st NFL interception off Jay Cutler at Chicago (11/16)...Tied career-high with 4 passes defended vs. Atlanta (9/28)...Posted 4 games with multiple passes defended.

**2013** Set Vikings rookie record with 23 passes defended, the 2nd most in team history...Started 6 games and saw action in 13, missing final 3 with ankle injury...Opened game at Green Bay (11/24), ended with season-high 9 tackles and 4 passes defended...Started consecutive games at Dallas (11/3) and vs. Washington (11/7)...Started NFL debut in season opener at Detroit (9/8) when team opened in nickel defense...Notched season-high 8 tackles, a TFL and PD vs. Green Bay (10/27).

**COLLEGE** Appeared in 43 games at Florida State, making 38 starts...Was part of teams that went 38-16 during his FSU career...Won the ACC Atlantic Division in 2010 and 2012...Won the ACC Championship in 2012...4-0 in bowl games at FSU with wins at the Gator Bowl, Chick-Fil-A Bowl, Champs Sports Bowl and the BCS Orange Bowl...Earned 1st-Team All-ACC honors following his junior season...ACC Defensive Rookie of the Year in 2010.

**PREP** Attended Norland High in Miami, playing RB and WR...Led Norland in both rushing and receiving as a senior, earned *Miami Herald* All-Dade honors on both offense and defense.



Pro Bowlers Xavier Rhodes and Everson Griffen pictured with a Vikings fan at the 2017 Taste of the Vikings event. The annual fundraiser, hosted at U.S. Bank Stadium for the 1st time, benefitted Second Harvest Heartland to kick childhood hunger.

**RHODES' NFL TOTALS**

Year	GP/GS	Tackles								Special	
		Solo	Asst.	Total	Sacks	INTs	PBU	TFL	QBH	FF/FR	Teams
2013 (Min)	13/6	48	13	61	0.0	0	23	2	0	1/0	1
2014 (Min)	16/16	43	10	53	0.0	1 (0)	18	3	0	0/0	0
2015 (Min)	16/16	55	13	68	0.0	1 (0)	13	1	0	0/0	0
Playoffs	1/1	3	0	3	0.0	0	2	0	0	0/0	0
2016 (Min)	14/14	42	12	54	0.0	5 (133)	14	2	0	1/0	0
<b>Totals</b>	<b>59/52</b>	<b>188</b>	<b>48</b>	<b>236</b>	<b>0.0</b>	<b>7 (133)</b>	<b>68</b>	<b>8</b>	<b>0</b>	<b>2/0</b>	<b>1</b>
Playoffs	1/1	3	0	3	0.0	0	2	0	0	0/0	0

**SINGLE-GAME CAREER HIGHS**

Tackles..... 9..... at Green Bay, 11/24/13  
 Solo Tackles..... 7..... 3x, last vs. Chicago, 12/1/13  
 Interception..... 2..... vs. Arizona, 11/20/16  
 Passes Defensed..... 4..... 4x, last vs. Atlanta, 9/28/14  
 Tackle For Loss..... 1..... 14x, last vs. Dallas 12/1/16  
 Forced Fumble..... 1..... 3x, last at Philadelphia, 10/23/16  
 ST Tackle..... 1..... vs. Pittsburgh, 9/29/13

**RHODES' INTERCEPTIONS**

**GAME**.....**QB**.....**INTs (Yds)**  
 @ Chicago, 11/16/14..... Jay Cutler..... 1 (0)  
 @ Green Bay, 1/3/16..... Aaron Rodgers..... 1 (0)  
 vs. NY Giants, 10/3/16..... Eli Manning..... 1 (29)  
 @ Philadelphia, 10/23/16..... Carson Wentz..... 1 (0)  
 vs. Arizona, 11/20/16..... Carson Palmer..... 2 (100)  
 vs. Chicago, 1/1/17..... Matt Barkley..... 1 (4)  
**Total..... 7 (133)**

**RHODES' CAREER GAME-BY-GAME (\* starts)**

2013	U	A	T	TFL	SK	QH	FF	FR	INT	PD	2015	U	A	T	TFL	SK	QH	FF	FR	INT	PD	
at DET - 9/8	2	0	2	0	0.0	0	0	0	0	0	at SF - 9/14 *	5	2	7	0	0.0	0	0	0	0	0	0
at CHI - 9/15	1	2	3	0	0.0	0	0	0	0	1	vs. DET - 9/20 *	1	5	6	0	0.0	0	0	0	0	0	2
vs. CLE - 9/22	1	0	1	0	0.0	0	0	0	0	0	vs. SD - 9/27 *	4	0	4	0	0.0	0	0	0	0	0	0
vs. PIT - 9/29	4	0	4	0	0.0	0	0	0	0	1	at DEN - 10/4 *	4	0	4	0	0.0	0	0	0	0	0	0
vs. CAR - 10/13	2	0	2	0	0.0	0	0	0	0	2	vs. KC - 10/18 *	3	0	3	0	0.0	0	0	0	0	0	1
at NYG - 10/21	4	0	4	0	0.0	0	0	0	0	3	at DET - 10/25 *	5	1	6	0	0.0	0	0	0	0	0	1
vs. GB - 10/27	7	1	8	1	0.0	0	0	0	0	1	at CHI - 11/1 *	5	0	5	0	0.0	0	0	0	0	0	0
at DAL - 11/3	6	1	7	0	0.0	0	0	0	0	2	vs. STL - 11/8 *	2	0	2	0	0.0	0	0	0	0	0	1
vs. WAS - 11/7	7	0	7	0	0.0	0	0	0	0	0	at OAK - 11/15 *	4	0	4	0	0.0	0	0	0	0	0	0
at SEA - 11/17	1	1	2	0	0.0	0	0	0	0	1	vs. GB - 11/22 *	1	0	1	0	0.0	0	0	0	0	0	0
at GB - 11/24	4	5	9	0	0.0	0	0	0	0	4	at ATL - 11/29 *	2	0	2	0	0.0	0	0	0	0	0	1
vs. CHI - 12/1	7	1	8	1	0.0	0	0	0	0	4	vs. SEA - 12/6 *	5	0	5	0	0.0	0	0	0	0	0	0
at BAL - 12/8	2	2	4	0	0.0	0	1	0	0	4	at AZ - 12/10 *	1	4	5	1	0.0	0	0	0	0	0	3
vs. PHI - 12/15	INACTIVE																					
at CIN - 12/22	INACTIVE																					
vs. DET - 12/29	INACTIVE																					
<b>2013 .. GP/GS: 13/6</b>	<b>48</b>	<b>13</b>	<b>61</b>	<b>2</b>	<b>0.0</b>	<b>0</b>	<b>1</b>	<b>0</b>	<b>0</b>	<b>23</b>	<b>2015 .. GP/GS: 16/16</b>	<b>55</b>	<b>13</b>	<b>68</b>	<b>1</b>	<b>0.0</b>	<b>0</b>	<b>0</b>	<b>0</b>	<b>1</b>	<b>13</b>	
<b>2014</b>	<b>U</b>	<b>A</b>	<b>T</b>	<b>TFL</b>	<b>SK</b>	<b>QH</b>	<b>FF</b>	<b>FR</b>	<b>INT</b>	<b>PD</b>	<b>2015 PLAYOFFS</b>											
at STL - 9/7	0	0	0	0.0	0	0	0	0	0	0	vs. SEA - 1/10/16 *	3	0	3	0	0.0	0	0	0	0	0	2
vs. NE - 9/14	4	0	4	0	0.0	0	0	0	0	0	<b>2016</b>	<b>U</b>	<b>A</b>	<b>T</b>	<b>TFL</b>	<b>SK</b>	<b>QH</b>	<b>FF</b>	<b>FR</b>	<b>INT</b>	<b>PD</b>	
at NO - 9/21	2	3	5	0	0.0	0	0	0	0	0	at TN - 9/11	INACTIVE										
vs. ATL - 9/28	3	1	4	1	0.0	0	0	0	0	4	vs. GB - 9/18	INACTIVE										
at GB - 10/2	3	1	4	0	0.0	0	0	0	0	1	at CAR - 9/25 *	0	0	0	0.0	0	0	0	0	0	1	
vs. DET - 10/12	2	1	3	0	0.0	0	0	0	0	1	vs. NYG - 10/3 *	2	0	2	0	0.0	0	0	0	1	2	
at BUF - 10/19	4	0	4	0	0.0	0	0	0	0	1	vs. HOU - 10/9 *	2	0	2	0	0.0	0	0	0	0	1	
at TB - 10/26	2	0	2	0	0.0	0	0	0	0	0	at PHI - 10/23 *	4	0	4	1	0.0	0	1	0	1	2	
vs. WAS - 11/2	2	0	2	0	0.0	0	0	0	0	1	at CHI - 10/31 *	4	1	5	0	0.0	0	0	0	0	3	
at CHI - 11/16	5	0	5	0	0.0	0	0	0	1	1	vs. DET - 11/6 *	5	2	7	0	0.0	0	0	0	0	0	
vs. GB - 11/23	2	1	3	0	0.0	0	0	0	0	2	at WAS - 11/13 *	2	4	6	0	0.0	0	0	0	0	0	
vs. CAR - 11/30	1	0	1	0	0.0	0	0	0	0	3	vs. ARI - 11/20 *	2	1	3	0	0.0	0	0	0	2	2	
vs. NYJ - 12/7	3	1	4	0	0.0	0	0	0	0	3	at DET - 11/24 *	3	1	4	0	0.0	0	0	0	0	0	
at DET - 12/14	3	1	4	1	0.0	0	0	0	0	0	vs. DAL - 12/1 *	2	0	2	1	0.0	0	0	0	0	0	
at MIA - 12/21	5	1	6	1	0.0	0	0	0	0	0	at JAX - 12/11 *	2	0	2	0	0.0	0	0	0	0	1	
vs. CHI - 12/28	2	0	2	0	0.0	0	0	0	0	1	vs. IND - 12/18 *	6	2	8	0	0.0	0	0	0	0	1	
<b>2014 .. GP/GS: 16/16</b>	<b>43</b>	<b>10</b>	<b>53</b>	<b>3</b>	<b>0.0</b>	<b>0</b>	<b>0</b>	<b>0</b>	<b>0</b>	<b>18</b>	at GB - 12/24 *	4	0	4	0	0.0	0	0	0	0	0	
												vs. CHI - 1/1/17 *	4	1	5	0	0.0	0	0	0	1	1
												<b>2016 .. GP/GS: 14/14</b>	<b>42</b>	<b>12</b>	<b>54</b>	<b>2</b>	<b>0.0</b>	<b>0</b>	<b>1</b>	<b>0</b>	<b>5</b>	<b>14</b>



## #36 TRE ROBERSON

**POSITION:** CORNERBACK  
**HEIGHT/WEIGHT:** 6-0/200  
**DOB:** 10-22-92  
**HOMETOWN:** INDIANAPOLIS, IN

**COLLEGE:** ILLINOIS STATE  
**ACQUIRED:** UDFA '16  
**NFL SEASON:** 1  
**VIKINGS SEASON:** 1

**2016 GP/GS**  
PS

**Career GP/GS**  
0/0

**Playoffs GP/GS**  
0/0

- Signed to the Vikings practice squad after being released during final cuts.
- Making the transition from college QB to CB with the Vikings.

**OFF THE FIELD** Majored in kinesiology/health and aspires to a career in athletic strength and conditioning...Grandfather, Larry Highbaugh, played DB and ran track at Indiana (1968-71), where he won the Big Ten 100, 220, long jump and sprint relay at the conference meet before going on to briefly play with the Dallas Cowboys and eventually a CFL Hall of Fame career with Edmonton.

**PRO** Signed as an UDFA following the 2016 NFL Draft...Joined the Vikings practice squad after being released during final cuts and has been let go and brought back multiple times.

**2016** Member of the Vikings practice squad for most of 2016.

**COLLEGE** Played final 2 college seasons at Illinois State (FCS) after transferring from Indiana (2011-13)...Helped Illinois State climb to national prominence, guiding team to 2014 FCS National Championship game as a junior in his 1st season on campus, facing NDSU in the title game, throwing for 3 TDs

and rushing for another in the 29-27 loss...Named 1st-Team All-Missouri Valley Conference as a senior in 2015, accounting for 29 total TDs (18 passing, 11 rushing)...Started 12 of 13 games at QB as a senior and led the FCS in yards per completion (18.7), finishing season with 2,225 passing yards and 777 rushing yards...Tabbed as MVC Newcomer of the Year in 2014 and earned 1st-Team All-Conference honors...Tallied 3,221 yards on 208-of-359 attempts (57.9%) with 30 TDs and 10 INTs and ran for 1,029 yards with 11 TDs...Had career-high 382 yards passing and 4 TDs in 2nd-round FCS playoff game vs. Northern Iowa...Started 4 times at QB for Indiana in 2013 and ranked 2nd in the Big Ten with a 158.9 pass efficiency mark...Earned Big Ten Player of the Week in 2013 vs. Purdue when he tossed 6 TDs to tie a school record, throwing for 273 yards and rushing for 151 to end day with 424 total yards...Granted medical redshirt in 2012 when he broke his leg in the 2nd game of the season...Became 1st true freshman QB in Hoosiers history to start, opening 5 of the 9 games he played, making 1st career start at Iowa and earned Big Ten Freshman of the Week.

**PREP** Named Indiana's Mr. Football as a senior at Lawrence Central High in Indianapolis and named Class 5A All-State while guiding team to 1st 5A state title game...All-State choice as a junior and lettered in basketball twice.



## #51 EDMOND ROBINSON

**POSITION:** LINEBACKER  
**HEIGHT/WEIGHT:** 6-3/245  
**DOB:** 2-23-92  
**HOMETOWN:** WADMALAW ISLAND, S.C.

**COLLEGE:** NEWBERRY  
**ACQUIRED:** D7b (#232) '15  
**NFL SEASON:** 3  
**VIKINGS SEASON:** 3

**2016 GP/GS**  
12/0

**Career GP/GS**  
21/2

**Playoffs GP/GS**  
1/0

- The 1st player from Division II Newberry drafted since 1974.
- Joined 5 other Vikings rookies in start at Arizona (12/10/15), matching a Vikings franchise record.

**OFF THE FIELD** Received bachelor's degree in business administration in December 2014...Volunteers at the Emanuel African Methodist Episcopal Church in Charleston...Plays the drums at church...Volunteers with Special Olympics.

**PRO** Lowest-drafted rookie to start a game for the Vikings in 2015...Joined 5 other rookies starting game at Arizona (12/10/15) to tie team record with 6 rookies opening a game...The 10th of 10 players drafted by the Vikings in 2015...Drafted in the 7th round (#232 overall) of the 2015 NFL Draft...The 1st NCAA Division II player taken in the 2015 NFL Draft.

**2016** Appeared in 12 games, contributing mainly on special teams...Tallied a special teams tackle at Green Bay (12/24)...Inactive with an injury at Jacksonville (12/11)...Recorded a special teams tackle vs. Detroit (11/6)...Active for the 1st time of the season at Carolina and secured 1 special teams tackle...Inactive vs. Arizona (11/20), Green Bay (9/18), at Tennessee (9/11).

**2015** Started 2 games during rookie campaign...Opened games at Arizona (12/10) and vs. Chicago (12/27), filling in for injured Anthony Barr at SLB...Played in final 4 games of regular season, amassing all his defensive snaps on the season to those game...Part of Vikings team-record-tying 6 rookies to start in a game at Arizona (12/10), 4 of those on defense (T.J. Clemmings, T. Stefon Diggs, WR; Eric Kendricks, LB; Trae Wayne, CB; Anthony Harris, S; Edmond Robinson, LB)...Played in 1st career game vs. Kansas City (10/18) and had 2 special teams stops...Had season-high 4 tackles vs. N.Y. Giants (12/27)...Played in 1st career playoff game vs. Seattle (1/10/16).

**COLLEGE** Newberry's leading tackler during the 2015 season with 68 tackles, 7.5 TFLs, 5 PBUs and 2 FRs during the 2014 campaign...A 1st team all-South Atlantic Conference selection and East-West Shrine Game participant following senior season...Earned 1st-team All-SAC honors for 2 consecutive years and was also a Daktronics 1st team all-Super Region 2 honoree as a junior in 2013...Played in a total of 41 games.

**PREP** Attended St. John's HS in John's Island, South Carolina...A 4-year starter on the varsity basketball team...Named All-Region VI in basketball...Received All-State honors on both the hardwood and the gridiron as a junior and a senior.

**ROBINSON'S NFL TOTALS**

Year	GP/GS	Tackles							Special		
		Solo	Asst.	Total	Sacks	INTs	PBU	TFL	QBH	FF/FR	Teams
2015 (Min)	9/2	5	4	9	0.0	0	1	0.0	0	0/0	8
Playoffs	1/0	0	0	0	0.0	0	0	0.0	0	0/0	0
2016 (Min)	12/0	0	0	0	0.0	0	0	0.0	0	0/0	3
<b>Totals</b>	<b>21/2</b>	<b>5</b>	<b>4</b>	<b>9</b>	<b>0.0</b>	<b>0</b>	<b>1</b>	<b>0.0</b>	<b>0</b>	<b>0/0</b>	<b>11</b>
Playoffs	1/0	0	0	0	0.0	0	0	0.0	0	0/0	0

**SINGLE-GAME CAREER HIGHS**

Tackles ..... 4 ..... vs. NY Giants, 12/27/15  
 Solo Tackles ..... 3 ..... vs. NY Giants, 12/27/15  
 Passes Defended ..... 1 ..... vs. Chicago, 12/20/15  
 ST Tackles ..... 2 ..... vs. Kansas City, 10/18/15; at Oakland, 11/15/15; vs. NY Giants, 12/27/15

**ROBINSON'S CAREER GAME-BY-GAME (\* starts)**

2015	U	A	T	TFL	SK	QH	FF	FR	INT	PD	2016	U	A	T	TFL	SK	QH	FF	FR	INT	PD	
AT SF - 9/14	.....	INACTIVE									at TN - 9/11	.....	INACTIVE									
VS. DET - 9/20	.....	INACTIVE									vs. GB - 9/18	.....	INACTIVE									
VS. SD - 9/27	.....	INACTIVE									at CAR - 9/25	.....	0	0	0	0.0	0	0	0	0	0	0
AT DEN - 10/4	.....	INACTIVE									vs. NYG - 10/3	.....	0	0	0	0.0	0	0	0	0	0	0
VS. KC - 10/18	.....	0	0	0	0.0	0	0	0	0	0	vs. HOU - 10/9	.....	0	0	0	0.0	0	0	0	0	0	0
AT DET - 10/25	.....	0	0	0	0.0	0	0	0	0	0	at PHI - 10/23	.....	0	0	0	0.0	0	0	0	0	0	0
AT CHI - 11/1	.....	0	0	0	0.0	0	0	0	0	0	at CHI - 10/31	.....	0	0	0	0.0	0	0	0	0	0	0
VS. STL - 11/8	.....	0	0	0	0.0	0	0	0	0	0	vs. DET - 11/6	.....	0	0	0	0.0	0	0	0	0	0	0
AT OAK - 11/15	.....	0	0	0	0.0	0	0	0	0	0	at WAS - 11/13	.....	0	0	0	0.0	0	0	0	0	0	0
VS. GB - 11/22	.....	INACTIVE									vs. ARI - 11/20	.....	INACTIVE									
AT ATL - 11/29	.....	INACTIVE									at DET - 11/24	.....	0	0	0	0.0	0	0	0	0	0	0
VS. SEA - 12/6	.....	INACTIVE									vs. DAL - 12/1	.....	0	0	0	0.0	0	0	0	0	0	0
AT AZ - 12/10 *	.....	1	2	3	0	0.0	0	0	0	0	at JAX - 12/11	.....	INACTIVE									
VS. CHI - 12/20 *	.....	1	1	2	0	0.0	0	0	0	1	vs. IND - 12/18	.....	0	0	0	0.0	0	0	0	0	0	0
VS. NYG - 12/27	.....	3	1	4	0	0.0	0	0	0	0	at GB - 12/24	.....	0	0	0	0.0	0	0	0	0	0	0
AT GB - 1/3/16	.....	0	0	0	0.0	0	0	0	0	0	vs. CHI - 1/1/17	.....	0	0	0	0.0	0	0	0	0	0	0
<b>2015</b> ..... GP/GS: 9/2	.....	<b>5</b>	<b>4</b>	<b>9</b>	<b>0</b>	<b>0.0</b>	<b>0</b>	<b>0</b>	<b>0</b>	<b>1</b>	<b>2016</b> ..... GP/GS: 12/0	.....	<b>0</b>	<b>0</b>	<b>0</b>	<b>0</b>	<b>0.0</b>	<b>0</b>	<b>0</b>	<b>0</b>	<b>0</b>	<b>0</b>

**2015 PLAYOFFS**

vs. SEA - 1/10/16 ..... 0 0 0 0 0.0 0 0 0 0 0 0

**VIKINGS FANS VOTE ALL-MALL OF AMERICA FIELD TEAM**

The All-Mall of America Field Team was voted on by fans during the final season at Mall of America Field at Hubert H. Humphrey Metrodome, and members were honored during the 2nd-to-last game played at Mall of America Field on Sunday, Dec. 15, 2013, against the Philadelphia Eagles. The team consisted of 27 players and is broken into 12 offensive players, 11 defensive players and 4 special teamers, as well as the head coach. The team was presented during halftime of the Vikings upset win over the playoff-bound Eagles and gave fans a chance to show their appreciation for their favorite players from the 32-season history of the Vikings home stadium.

**VIKINGS ALL-MOA FIELD TEAM**

QB ..... Daunte Culpepper, 1999-2005  
 RB ..... Adrian Peterson, 2007-13  
 RB ..... Robert Smith, 1993-2000  
 WR ..... Anthony Carter, 1985-93  
 WR ..... Cris Carter, 1990-2001  
 WR ..... Randy Moss, 1998-2004, '10  
 TE ..... Steve Jordan, 1982-94  
 T ..... Tim Irwin, 1981-93  
 T ..... Gary Zimmerman, 1986-92  
 G ..... Steve Hutchinson, 2006-11  
 G ..... Randall McDaniel, 1988-99  
 C ..... Matt Birk, 1998-2008

**VIKINGS ALL-MOA FIELD TEAM**

DE ..... Jared Allen, 2008-13  
 DE ..... Chris Doleman, 1985-93, '99  
 DT ..... John Randle, 1990-2000  
 DT ..... Kevin Williams, 2003-13  
 LB ..... Chad Greenway, 2006-13  
 LB ..... Ed McDaniel, 1992-2001  
 LB ..... Scott Studwell, 1977-90  
 CB ..... Carl Lee, 1983-93  
 CB ..... Antoine Winfield, 2004-12  
 S ..... Robert Griffin, 1994-2001  
 S ..... Joey Browner, 1983-91

**VIKINGS ALL-MOA FIELD TEAM**

Return Spec ..... Percy Harvin, 2009-12  
 Special Teams ..... Chris Walsh, 1994-2002  
 P ..... Chris Kluwe, 2005-12  
 K ..... Ryan Longwell, 2006-11  
 Head Coach ..... Dennis Green, 1992-2001





## #96 BRIAN ROBISON

**POSITION:** DEFENSIVE END  
**HEIGHT/WEIGHT:** 6-3/259  
**DOB:** 4-27-83  
**HOMETOWN:** SPLENDORA, TX

**COLLEGE:** TEXAS  
**ACQUIRED:** D4 (#102) '07  
**NFL SEASON:** 11  
**VIKINGS SEASON:** 11

**2016 GP/GS**  
16/16

**Career GP/GS**  
158/102

**Playoffs GP/GS**  
5/3

- Works through his Reel 'Em In Foundation, which in 2016 partnered with K9s4Cops, an organization that provides K9s to law enforcement and education systems.
- Has not missed a start since Week 16 in 2012, making 65 consecutive regular starts, the 3rd-longest active starting-streak among all DEs in the NFL.
- Sits tied for 9th place with Henry Thomas in the Vikings record books with 56.0 career sacks.

**OFF THE FIELD** Majored in liberal arts at Texas...Father played on the Ranger (TX) Junior College team that won a national title...Wife, Jayme Miller, is an accomplished rodeo barrel racer...Couple has a daughter, Madelyn, and son, Parker...Competed in shot put during 2009 offseason, re-kindling his track-and-field skills as an unattached thrower...Avid fisherman, especially bass, spends his free time prowling the waters in Texas and Minnesota...Has fished in pro-am tournaments during his offseasons and competes in the Texas Team Trail Bass Championships...Works through his Reel 'Em In Foundation, which in 2016 partnered with K9s4Cops, an organization that provides K9s to law enforcement and education...Hosted charity fishing tournaments benefitting his Reel 'Em In Foundation in Texas and Minnesota during the 2017 off-season...2014 Korey Stringer Media Good Guy Award recipient.

**HONORS** 2014 Korey Stringer Good Guy Award winner...2013 USA TODAY All-Joe Team...2007 Pro Football Weekly All-Rookie Team.

**PRO** Has a career 56.0 sacks, T9th in team history...Ranks 3rd in Vikings history by a DE with 158 career games played...Has only missed 2 games entering his 11th NFL season...Set career high for a season with 9.0 sacks in 2013 after posting 2.0 vs. Philadelphia (12/15/13)...Scored 1st career TD on a 61-yard return of a Jay Cutler fumble forced by Jared Allen on a sack at Chicago (9/15/13)...His 8 passes defended in 2012 are tied for the 2nd-most by a Vikings defensive lineman behind Kevin Williams' 10 in 2004...Posted sacks on back-to-back plays at Dallas (11/3/13) on Tony Romo, marking the 1st time since Kevin Williams vs. San Francisco (9/28/03) had sacks on consecutive plays and 1 play shy of the team record held by Gary Larsen vs. Detroit (10/6/68)...Became only the 7th Vikings DE to appear in 100+ career games during 2013 season...Signed contract extension in-season in 2013...Notched 8.5 sacks in 2012...Had career-best 3.5-sack day vs. Arizona (10/21/12)...Helped Vikings amass 50 sacks in 2011 to tie for the NFL lead...Signed contract extension in 2011 offseason...Was the last Viking to sack Packers QB Brett Favre.

**2016** Totaled 7.5 sacks and tied a career-high with 3 FFs while starting all 16 games...Capped off his 10th NFL season with 4 tackles (1 solo), a half-sack and 3 QB hurries vs. Chicago (1/1)...Tallied 2 tackles (1 solo) a sack (55.5) TFL and 5 QB hurries at Jacksonville (12/11)...Turned in a dominant performance vs. Dallas (12/1), contributing 3 tackles (2 solo), the 54.5th sack of his career, 3 quarterback hurries and a forced fumble...Contributed 2 total tackles and a sack vs. Arizona (11/20); the sack moved his career total to 53.5, good for 10th place all-time in Vikings history...Posted 3 tackles, 2.0 sacks, 3 TFLs and a FF vs. Houston (10/9)...Registered 3 tackles and 1.0 sack at Carolina, aiding the Vikings defense to 8 total sacks on the day...Corralled a momentum-changing strip sack recovered by DT Shamar Stephen in the win vs. Green Bay (9/18)...Totaled 2 tackles, 1 TFL, 1.0 sack and 1 FF in Week 2...Had 2 tackles, TFL and 1 pass defended at Tennessee (9/11).

**2015** Opened every game, including playoffs, for NFC North champions...Completed 5th season as full-time starter at LDE...Notched 4.0 sacks in the final 5 regular-season games as the team went on a 3-game win streak to end 11-5 with NFC North title...Sacked both Peyton and Eli Manning during the season...Had 2.0 sacks of Russell Wilson vs. Seattle (12/6)...His 4 passes defended were his most since 2012 with 8...Played in 5th career playoff game with 3rd start vs. Seattle (1/10/16) in Wild Card game...Notched season-best 6 tackles vs. Detroit (9/20).

**2014** Tallied 4.5 sacks, his 6th consecutive season with at least that many sacks...His 4.5 sacks came in an 8-week span...Split a sack of Matthew Stafford vs. Detroit (10/12), brought down Mike Glennon at Tampa Bay (10/26), leveled Robert Griffin III vs. Washington (11/2), chased down Aaron Rodgers vs. Green Bay (11/23) and met Geno Smith in the backfield vs. NY Jets (12/7)...Set a career-high with 45 QB pressures, 2nd on the team...Started all 16 games for the 3rd time in his career.

**2013** Started all 16 games for 2nd time in his career...Earned spot on USA TODAY's All-Joe Team, honoring the unsung players in the NFL...Led team with 40 QB hurries and notched career-high 9.0 sacks, ranking 2nd on team...Notched career-high 14 TFLs...Had sacks in 2 consecutive games, from at Seattle (11/17) to vs. Philadelphia (12/15)...Had sacks on consecutive plays at Dallas (11/3), 1 play short of the Vikings team record of 3 straight plays with a sack...Had season-high 2.0 sacks in a pair of games - at Dallas (11/3) and vs. Philadelphia (12/15)...Posted a sack against Packers QB Scott Tolzien at Green Bay (11/24)...Notched 1st sack of season vs. Cleveland (9/15)...Posted the 3rd-longest FR by a Vikings DL at Chicago (9/15) with a 61-yard score, his 1st career TD.

**2012** Spent 2nd season as full-time starter at LDE...Started all 15 games he played in regular season and started Wild Card Playoff game...Had 8.5 sacks and ranked 2nd on team behind Jared Allen...Posted career-high 8 passes defended, tied for the 2nd-most in team history by a defensive lineman in a season...Ranked tied for 2nd on team with 3 FFs...Set career-best with 3.5 sacks vs. Arizona (10/21)...Notched 3 passes defended vs. Tampa Bay (10/25)...Notched career-best 11 tackles vs. Arizona (10/21) and tied career-high with 6 QB hurries during game.

**2011** Took over as full-time starter at LDE in 2011, posting then career-best 8.0 sacks, ranking 2nd on team...Helped Vikings tie for NFL lead with 50 sacks as a team, the 3rd-most in Vikings history...Part of defensive line that produced 40.5 of the 50 team sacks...Started opposite Jared Allen as he set the Vikings single-season record with 22.0 sacks and led the NFL...Ranked 2nd on team with 40 QB hurries...Started season fast with 4.5 sacks in opening 5 games.

### TREACHEROUS TRIO

Combined with Danielle Hunter (12.5) and Everson Griffen (8.0) - the NFL's only DE trio with 7-plus sacks - for the NFL's 2nd-most sacks by DEs (27.0). No team in the league has more 2-plus sack performances by DEs than the Vikings in 2016.

#### 2+ SACK GAMES BY DEs IN 2016

RK.	TEAM	GAMES
1.	Minnesota Vikings	5
2.	New England Patriots	4
	New York Giants	4
4.	San Diego Chargers	3
	Seattle Seahawks	3

**2010** Helped Vikings defense rank #8 in the NFL, the 3rd straight season with a top-10 ranking in the League...Started a pair of games at LDE in place of Ray Edwards, vs. Buffalo (12/5) and vs. NY Giants (12/13)...Saw action in all 16 games... Notched 1st sack of season when he caught Shaun Hill vs. Detroit (9/26)...Recovered a pair of fumbles vs. Buffalo (12/5)... Replaced Edwards in the 2nd half of game at Washington (11/28) where he notched a sack of Donovan McNabb.

**2009** Tied a then career-best with 4.5 sacks on the season... Posted sacks in 3 of the final 4 regular-season games...Played in all 16 games and both playoff contests...Ranked 4th on team with 13 QB hurries...Had 1.5 of the Vikings 8.0 sacks against Green Bay (10/5), which was 1 sack shy of the Vikings team record in a game...Posted 3 tackles at Arizona (12/6).

**2008** Saw action in 15 games as Jared Allen's primary backup... Had a team-best 7 QB hurries in the Wild Card Playoffs vs. Philadelphia (1/4/09), also registering 2 solo tackles, and a tackle for a loss...Started Wild Card game in place of injured Ray Edwards, his lone start of the season...Notched his 2nd sack and 1st FF of the year when he knocked the ball free from Kurt Warner at Arizona (12/14).

**2007** Earned spot on *Pro Football Weekly's* All-Rookie Team and started 5 games...Opened the final 4 games at RDE and started 1st career game at Detroit (9/16) at LDE...Ranked 3rd in the NFL for sacks among rookies with 4.5...Had 2.0 sacks in the regular-season opener vs. Atlanta (9/9)...Sacked Favre (9/30) on the day he broke NFL TD passes record.

**COLLEGE** His 6 career blocked kicks set a UT record, and his 4 blocks in 2003 tied a single-season record...2006 NCAA runner-up in shot put as a junior and won Big 12 shot put title in 2005 and 2006...Won Big 12 shot put and discus titles in 2006... Holds the school record in the shot put at 68-4.25 and ranks 3rd in UT history with a discus mark of 195-10...Helped Longhorns win 2005 national championship with Rose Bowl win over USC.

**PREP** All-State in football and track at Splendor (TX) High... Won Class 3A discus title as a junior and senior and shot title as a senior...Had best throws in all Texas classes as a senior at 215-2 in the discus and 66-2 in the shot.

ROBISON'S TOUCHDOWN	
GAME .....	PLAY
@ Chicago, 9/15/13 .....	61t Fumble Return
Total .....	1 (1 FR)

**ROBISON'S NFL TOTALS**

Year .....	GP/GS	Tackles			Sacks	INTS	PBU	TFL	QBH	FF/FR	Special Teams
		Solo	Asst.	Total							
2007 (Min) .....	16/5	15	10	25	4.5	0	0	6	14	1/0	2
2008 (Min) .....	15/0	12	8	20	2.5	0	1	3	19	1/0	0
Playoffs .....	1/1	2	0	2	0.0	0	0	1	7	0/0	0
2009 (Min) .....	16/0	10	2	12	4.5	0	0	2	13	1/0	1
Playoffs .....	2/0	1	0	1	0.0	0	0	0	2	0/0	0
2010 (Min) .....	16/2	14	4	18	2.0	0	1	2	15	0/2	0
2011 (Min) .....	16/16	33	21	54	8.0	0	1	10	40	3/2	0
2012 (Min) .....	15/15	26	26	52	8.5	0	8	8	21	3/1	0
Playoffs .....	1/1	0	0	0	0.0	0	0	0	0	0/0	0
2013 (Min) .....	16/16	32	11	43	9.0	0	3	14	40	0/1	0
2014 (Min) .....	16/16	18	10	28	4.5	0	3	7	45	0/0	0
2015 (Min) .....	16/16	24	10	34	5.0	0	4	11	36	1/2	0
Playoffs .....	1/1	2	1	3	0.0	0	0	0	3	0/0	0
2016 (Min) .....	16/16	22	12	34	7.5	0	1	12	36	3/0	0
<b>Totals .....</b>	<b>158/102</b>	<b>206</b>	<b>114</b>	<b>320</b>	<b>56.0</b>	<b>0</b>	<b>22</b>	<b>75</b>	<b>279</b>	<b>13/8</b>	<b>3</b>
Playoffs .....	5/3	5	1	6	0.0	0	0	1.0	12	0/0	0

**SINGLE-GAME CAREER HIGHS**

Tackles ..... 11... vs. Arizona, 10/21/12  
 Sacks ..... 3.5... vs. Arizona, 10/21/12  
 Forced Fumble ..... 1... 13x, last vs. Dallas, 12/1/16  
 Fumble Recoveries ..... 2... vs. Buffalo, 12/5/10  
 Long Fumble Ret. .... 61t... at Chicago, 9/15/13  
 QB Pressures ..... 8... vs. Houston, 10/9/16  
 Tackles For Loss ..... 3.0... vs. Arizona, 10/21/12; vs. Houston, 10/9/16  
 Passes Defensed ..... 3... vs. Tampa Bay, 10/25/12

**LEGENDARY ENDS**

Brian Robison's consistency and durability has moved him into elite company in Vikings history. He ranks 3rd in club history for career games played by a DE.

VIKINGS CAREER GAMES PLAYED BY DE	
PLAYER .....	GAMES
Jim Marshall .....	279
Carl Eller .....	200
<b>Brian Robison .....</b>	<b>158</b>

**REEL 'EM IN**


Brian Robison's Reel 'Em In Foundation, which in 2016 partnered with K9s4Cops, is an organization that provides K9s to law enforcement and education. During the 2017 offseason, Robison hosted charity fishing tournaments benefiting his Reel 'Em In Foundation at Lake Sam Rayburn in Texas and on the Mississippi River near Wabasha, Minnesota.











## #82 KYLE RUDOLPH

**POSITION:** TIGHT END  
**HEIGHT/WEIGHT:** 6-6/265  
**DOB:** 11-9-89  
**HOMETOWN:** CINCINNATI, OH

**COLLEGE:** NOTRE DAME  
**ACQUIRED:** D2 (#43) '11  
**NFL SEASON:** 7  
**VIKINGS SEASON:** 7

**2016 GP/GS**  
16/16

**Career GP/GS**  
80/72

**Playoffs GP/GS**  
2/2

• Set single-season career-highs in receptions (83) and receiving yards (840) in 2016.

• The 1st TE selected in the 2011 NFL Draft, #43 overall selection, the 2nd-highest drafted TE in Vikings history behind Hal Bedsole (#19) in 1964.

• Broke Steve Jordan's record for most career TD receptions by a TE in franchise history, catching his 29th career TD on a 22-yard pass from Sam Bradford vs. Chicago on 1/1/17.

**OFF THE FIELD** Married Jordan during 2016 offseason, and the couple had their 1st children, twin girls - Andersyn and Finley - born in early October...Visited Iceland during the 2017 offseason with teammates DT Linnal Joseph and DE Danielle Hunter as a part of the team's Viking Heritage trip... Working with University of Minnesota Masonic Children's Hospital to develop Kyle Rudolph's End Zone, a play area for children receiving treatment and their families...Majoring in management-consulting at Notre Dame and is 2 semesters shy of earning his degree...Member of National Honor Society at Cincinnati's Elder High...Active with the Vikings Fuel Up To Play 60 initiative with the Vikings and Midwest Dairy Association, a program that works with local schools to raise awareness about proper diet and physical fitness...Has worked closely with the Minnesota Muscular Dystrophy Association "Muscle Team."

**HONORS** Selected for 2012 **Pro Bowl**...Named 2012 **Pro Bowl MVP**...Earned **All-Rookie** honors from *Pro Football Weekly* and National Football Post.

**PRO** Selected to 2012 **Pro Bowl** and named **Pro Bowl MVP**, an honor only won by 4 other Vikings - Fran Tarkenton, Ahmad Rashad, Randy Moss and Adrian Peterson...Became only the 4th Vikings TE selected to play in the Pro Bowl...Climbed atop the Vikings record books for most career TDs by a TE (29) and most receptions in a single-season by a TE (83) in club history in 2016...Has caught a TD from 5 different Viking starting QBs since 2011 (Christian Ponder, Joe Webb, Matt Cassel, Teddy Bridgewater and Sam Bradford)...In 2012, scored 9 TDs, the 2nd most in a season by a Vikings TE and tied for the 2nd-most by an NFL TE in 2012...Tied Vikings record for TDs in a game by a TE with 2 vs. San Francisco (9/23/12)...Scored all 3 of his TDs in the final 7 games of his rookie year...Was the 1st TE selected in the 2011 NFL Draft...Selected #43 overall, the 2nd-highest drafted TE in Vikings history behind Hal Bedsole (#19 overall) in 1964.

**2016** Played in all 16 games in back-to-back seasons for the 1st time in his career...Capped 2016 off with the best single-game performance on his career vs. Chicago (1/11/17), hauling in a career-high 11 catches for a career-high 117 yards while breaking Steve Jordan's franchise-record with his 29th career TD reception...Hauled in a season-high 97 yards on 8 receptions at Indianapolis (12/18)...Totaled 4 receptions for 60 yards and his 6th TD of the year and 28th of his career at Jacksonville (12/11), tying Steve Jordan for the most career TDs by a TE in franchise history...Hauled in a game-high 9 catches for 64 yards at Detroit (11/24)...Totaled 5 receptions for 69 yards and a TD at Washington (11/13) his 2nd consecutive game with a TD...

Hauled in his 4th TD reception of the year vs. Detroit (1/6)... Moved into 2nd place all-time for most receptions by a TE in Vikings history with 213 career grabs after grabbing 5 passes for 31 yards at Chicago (10/31)...Registered his 3rd consecutive game with a TD after hauling in 5 passes for 55 yards, including a 7-yard TD vs NY Giants (10/9)...Caught 7 passes for 70 yards while catching his 2nd TD of the year at Carolina (9/25)...Had 3 receptions for 31 yards and his 1st TD of the season and the first Vikings TD in U.S. Bank Stadium history vs. Green Bay (9/18)...Caught 4 passes for 65 yards at Tennessee (9/11) in the season opener.

**2015** Played in every game, including Wild Card Playoff, starting every contest...Helped team win NFC North title for 1st time in his career...Earned 2nd career playoff berth...Cleared way for Adrian Peterson to lead the NFL in rushing with 1,485 yards on the ground...Had career-high 495 yards receiving and had 2nd-best totals of his career in receptions (49) and TDs (5)... Set single-game career high with 106 yards receiving vs. Green Bay (11/22), including a career-long 47-yard TD...Caught season-high 7 passes in win at Atlanta (11/29).

**2014** Opened the season with a 7-yard TD reception from Matt Cassel in win at St. Louis (9/7)...Hampered by sports hernia and ankle injuries that would hold him out 7 weeks during the season...Had season-high 7 receptions and 69 receiving yards at Detroit (12/14)...2nd TD of the season came vs. Carolina (11/30) on the opening drive on a 4-yard TD toss from Teddy Bridgewater...Appeared in 9 games, making 8 starts.

**2013** Had promising season cut short by injury after 30 catches and 3 TDs in the opening 8 games of the season...Placed on injured reserve on 12/9...Inactive for 5 games after foot injury suffered at Dallas...Caught 31-yard TD at Dallas (11/3), his longest play of the season, and injured foot on play...Hauled in 1st TD of the season on 20-yarder from Ponder at Chicago (9/15)... Started season opener at Detroit (9/8) and caught 2 passes... Hauled in career-best 9 catches for career-best 97 yards and a 23-yard TD vs. Carolina (10/13)...Led team with 4 catches for 51 yards vs. Green Bay (10/27).

**2012** Tabbed as **Pro Bowl MVP** after a 5-reception, 122-yard 1-TD effort in the all-star game...Late addition to Pro Bowl roster for NFC...Had breakout season with 9 TDs, the 2nd-most by a Vikings TE in a season in team history...His 9 TD catches were tied for 2nd-most by a TE in the NFL in 2012...Had career-best 2 TD catches vs. San Francisco (9/23), matching the Vikings single-game best by a TE...Caught a TD pass and 2-point conversion pass at Washington (10/14)...Hauled in 6-yard TD pass with 31 seconds remaining in game at Indianapolis (9/16) to tie game 20-20 after being down 20-6 entering the 4th quarter of game that Colts won on late FG 23-20...Pulled in career-high 7 catches vs. Detroit (11/11) and had a then career-best 67 yards vs. Jacksonville (9/9) in the season opener.

**2011** Earned **All-Rookie** honors from *Pro Football Weekly* and National Football Post...Assumed larger role in offense as season progressed, catching all 3 of his TDs in the final 7 games of the season...Started 8 games and played in 15...Snared season-long 41-yard pass at Kansas City (10/2)...Had season-high 3 catches in 5 games...Scored 1st career TD on 1-yard pass from fellow rookie Christian Ponder vs. Oakland (11/20)...Hauled in TDs vs. Denver (12/4) and at Washington (12/24).

**COLLEGE** Ended 3-season Notre Dame career ranked among the all-time leading TEs in school history...Set ND record for receiving yards in a game by a TE vs. Michigan in 2010 with 164 yards...Ranks 2nd for receptions in a game by an Irish TE with 8 catches vs. Michigan and at Michigan State in consecutive games in 2010...Hauled in the 2nd-longest pass play in Notre Dame history with a 95-yard TD vs. Michigan in 2010...Was just shy of the school-record 96-yard pass play...Became the 1st Irish true freshman TE to start a season opener in 2008.

**PREP** Productive in 2 sports at Cincinnati's Elder High... Selected to play in U.S. Army All-America game...Earned 1st Team All-America honors by USA TODAY as a senior TE... Named All-State by AP...Named conference basketball player of the year 3 times as a prep...Ended high school career as the 2nd-leading scorer in Elder High history and the 2nd player to break the 1,000-point mark.

**RUDOLPH'S NFL TOTALS**

Year	GP/GS	No.	RECEIVING			
			Yds.	Avg.	Lg	TD
2011 (Min)	15/8	26	249	9.6	41	3
2012 (Min)	16/16	53	493	9.3	29	9
Playoffs	1/1	3	42	14.0	23	0
2013 (Min)	8/8	30	313	10.4	31t	3
2014 (Min)	9/8	24	231	9.6	23	2
2015 (Min)	16/16	49	495	10.1	47t	5
Playoffs	1/1	1	24	24.0	24	0
2016 (Min)	16/16	83	840	10.1	44	7
<b>Totals</b>	<b>80/72</b>	<b>265</b>	<b>2,621</b>	<b>9.9</b>	<b>47t</b>	<b>29</b>
Playoffs	2/2	4	66	16.5	24	0

**SINGLE-GAME CAREER HIGHS**

Receptions.....11..... vs. Chicago, 1/1/17  
 Receiving Yards ..... 117..... vs. Chicago, 1/1/17  
 Long Reception ..... 47t..... vs. Green Bay, 11/22/15  
 Long TD Reception ..... 47t..... vs. Green Bay, 11/22/15  
 TD Receptions ..... 2..... vs. San Francisco, 9/23/12  
 2-Point Conversion ..... 1..... at Washington, 10/14/12

**RUDOLPH'S CAREER GAME-BY-GAME (\* starts)**

2011	MINNESOTA	No.	Yards	Avg.	Long	TD
9/11	@ San Diego*	0	0	0.0	0	0
9/18	Tampa Bay*	1	15	15.0	15	0
9/25	Detroit.....	3	39	13.0	20	0
10/2	@ Kansas City*	3	44	14.7	41	0
10/9	Arizona.....	0	0	0.0	0	0
10/16	@ Chicago*	2	20	10.0	18	0
10/23	Green Bay.....	0	0	0.0	0	0
10/30	@ Carolina.....	2	15	7.5	13	0
11/14	Green Bay.....	3	37	12.3	21	0
11/20	Oakland.....	3	7	2.3	4	1
11/27	@ Atlanta.....	INACTIVE				
12/4	Denver.....	1	19	19.0	19t	1
12/11	@ Detroit*	1	0	0.0	0	0
12/18	New Orleans.....	2	15	7.5	8	0
12/24	@ Washington*	2	23	11.5	17t	1
1/1/12	Chicago*	3	15	5.0	9	0
<b>2011</b>	<b>GP/GS: 15/8</b>	<b>26</b>	<b>249</b>	<b>9.6</b>	<b>41</b>	<b>3</b>

2012	MINNESOTA	No.	Yards	Avg.	Long	TD
9/9	Jacksonville*	5	67	13.4	29	0
9/16	@ Indianapolis*	3	35	11.7	15	1
9/23	San Francisco*	5	36	7.2	16	2
9/30	@ Detroit*	2	8	4.0	7	0
10/7	Tennessee*	4	23	5.8	15t	1
10/14	@ Washington*	6	56	9.3	18	1
10/21	Arizona*	0	0	0.0	0	0
10/25	Tampa Bay*	2	17	8.5	12	0
11/4	@ Seattle*	0	0	0.0	0	0
11/11	Detroit*	7	64	9.1	20t	1
11/25	@ Chicago*	5	55	11.0	25	1
12/2	Green Bay*	6	51	8.5	21	1
12/9	Chicago*	0	0	0.0	0	0
12/16	@ St. Louis*	3	22	7.3	14	0
12/23	@ Houston*	3	39	13.0	27	1
12/30	Green Bay*	2	20	10.0	10	0
<b>2012</b>	<b>GP/GS: 16/16</b>	<b>53</b>	<b>493</b>	<b>9.3</b>	<b>29</b>	<b>9</b>

**2012 PLAYOFFS**

1/5/13	@ Green Bay	3	42	14.0	23	0
--------	-------------	---	----	------	----	---

2013	MINNESOTA	No.	Yards	Avg.	Long	TD
9/8	@ Detroit*	2	27	13.5	21	0
9/15	@ Chicago*	3	42	14.0	20t	1
9/22	Cleveland*	5	28	5.6	9	0
9/29	Pittsburgh*	2	6	3.0	6	0
10/13	Carolina*	9	97	10.8	23t	1
10/21	@ NY Giants*	3	27	9.0	21	0
10/27	Green Bay*	4	51	12.8	17	0
11/3	@ Dallas*	2	35	17.5	31t	1
11/7	Washington.....	INACTIVE				
11/17	@ Seattle.....	INACTIVE				
11/24	@ Green Bay.....	INACTIVE				
12/1	Chicago.....	INACTIVE				
12/8	@ Baltimore.....	INACTIVE				
12/15	Philadelphia.....	INJURED RESERVE				
12/22	@ Cincinnati.....	INJURED RESERVE				
12/29	Detroit.....	INJURED RESERVE				
<b>2013</b>	<b>GP/GS: 8/8</b>	<b>30</b>	<b>313</b>	<b>10.4</b>	<b>31t</b>	<b>3</b>

**HAWAII DELIGHT**

Kyle Rudolph joined rare company when he was named the MVP of the 2012 Pro Bowl, a feat achieved for only the 5th time in Vikings history. Rudolph is 1 of 4 Vikings TEs to earn a Pro Bowl berth in Vikings history and earned MVP accolades in the 2012 contest after hauling in 5 catches for 122 yards and a TD from Eli Manning in the 62-35 NFC victory. He gifted the complimentary car that accompanies MVP to his father.

**VIKINGS PRO BOWL TEs**

PLAYER	SEASON
Joe Senser	1981
Steve Jordan	1986, '87, '88, '89, '90, '91
Byron Chamberlain	2001
Kyle Rudolph	2012

**VIKINGS PRO BOWL MVPs**

PLAYER	SEASON
Fran Tarkenton	1964
Ahmad Rashad	1978
Randy Moss	1999
Adrian Peterson	2007
Kyle Rudolph	2012

2014	MINNESOTA	No.	Yards	Avg.	Long	TD
9/7	@ St. Louis*	2	16	8.0	9	1
9/14	New England*	5	53	10.6	17	0
9/21	@ New Orleans*	3	27	9.0	10	0
9/28	Atlanta	INACTIVE				
10/2	@ Green Bay	INACTIVE				
10/12	Detroit	INACTIVE				
10/19	@ Buffalo	INACTIVE				
10/26	@ Tampa Bay	INACTIVE				
11/2	Washington	INACTIVE				
11/16	@ Chicago	0	0	0.0	0	0
11/23	Green Bay*	3	50	16.7	23	0
11/30	Carolina*	2	7	3.5	4t	1
12/7	NY Jets*	2	9	4.5	6	0
12/14	@Detroit*	7	69	9.9	21	0
12/21	@ Miami	INACTIVE				
12/28	Chicago*	0	0	0.0	0	0
<b>2014</b>	<b>GP/GS: 9/8</b>	<b>24</b>	<b>231</b>	<b>9.6</b>	<b>23</b>	<b>2</b>

2015	MINNESOTA	No.	Yards	Avg.	Long	TD
9/14	@ San Francisco*	5	53	10.6	19	0
9/20	Detroit*	5	30	6.0	11	1
9/27	San Diego*	2	14	7.0	10	0
10/4	at Denver*	2	7	3.5	6	0
10/18	Kansas City*	2	9	4.5	5	1
10/25	@ Detroit*	2	10	5.0	9	1
11/1	@ Chicago*	2	22	11.0	16	0
11/8	St. Louis*	2	30	15.0	15	0
11/15	@ Oakland*	1	7	7.0	7	1
<b>11/22</b>	<b>Green Bay*</b>	<b>6</b>	<b>106</b>	<b>17.7</b>	<b>47t</b>	<b>1</b>
11/29	@ Atlanta*	7	53	7.6	13	0
12/6	Seattle*	3	13	4.3	6	0
12/10	@ Arizona*	6	67	11.2	17	0
12/20	Chicago*	2	21	10.5	12	0
12/27	NY Giants*	2	53	26.5	28t	1
1/3/16	@ Green Bay*	0	0	0.0	0	0
<b>2015</b>	<b>GP/GS: 16/16</b>	<b>49</b>	<b>495</b>	<b>10.1</b>	<b>47t</b>	<b>5</b>
<b>2015 PLAYOFFS</b>						
1/10/16	Seattle*	1	24	24.0	24	0

2016	MINNESOTA	No.	Yards	Avg.	Long	TD
9/11	@ Tennessee*	4	65	16.3	21	0
9/18	vs. Green Bay*	3	31	10.3	19	1
9/25	@ Carolina*	7	70	10.0	18	1
10/3	vs. NY Giants*	5	55	11.0	16	1
10/9	vs. Houston*	2	15	7.5	14	0
10/23	@ Philadelphia*	5	55	11.0	22	0
10/31	@ Chicago*	5	31	6.2	11	0
11/6	vs. Detroit*	1	1	1.0	1	1
11/13	@ Washington*	5	69	13.8	20	1
11/20	vs. Arizona*	2	12	6.0	8	0
11/24	@ Detroit*	9	64	7.1	18	0
12/1	vs. Dallas*	6	45	7.5	17	0
12/11	@ Jacksonville*	4	60	15.0	44	1
12/18	vs. Indianapolis*	8	97	12.1	28	0
12/24	@ Green Bay*	6	53	8.8	21	0
1/1/17	vs. Chicago*	11	117	10.6	22	1
<b>2016</b>	<b>GP/GS: 16/16</b>	<b>83</b>	<b>840</b>	<b>10.1</b>	<b>44</b>	<b>7</b>

## RUDOLPH'S TOUCHDOWNS

GAME	PLAY
vs. Oakland, 11/20/11	1 pass from C. Ponder
vs. Denver, 12/4/11	19 pass from C. Ponder
@ Washington, 12/24/11	17 pass from J. Webb
@ Indianapolis, 9/16/12	6 pass from C. Ponder
vs. San Francisco, 9/23/12	1 pass, 2 pass from C. Ponder
vs. Tennessee, 10/7/12	15 pass from C. Ponder
@ Washington, 10/14/12	1 pass from C. Ponder
vs. Detroit, 11/11/12	20 pass from C. Ponder
@ Chicago, 11/25/12	2 pass from C. Ponder
@ Green Bay, 12/2/12	7 pass from C. Ponder
@ Houston, 12/23/12	3 pass from C. Ponder
@ Chicago, 9/15/13	20 pass from C. Ponder
vs. Carolina, 10/13/13	23 pass from C. Ponder
@ Dallas, 11/3/13	31 pass from C. Ponder
@ St. Louis, 9/7/14	7 pass from M. Cassel
vs. Carolina, 11/30/14	4 pass from T. Bridgewater
vs. Detroit, 9/20/15	5 pass from T. Bridgewater
vs. Kansas City, 10/18/15	4 pass from T. Bridgewater
@ Detroit, 10/25/15	1 pass from T. Bridgewater
vs. Green Bay, 11/22/15	47 pass from T. Bridgewater
vs. NY Giants, 12/27/15	28 pass from T. Bridgewater
vs. Green Bay, 9/18/16	8 pass from S. Bradford
at Carolina, 9/25/16	15 pass from S. Bradford
vs. NY Giants, 10/3/16	7 pass from S. Bradford
vs. Detroit, 11/6/16	47 pass from S. Bradford
vs. Washington, 11/13/16	20 pass from S. Bradford
vs. Jacksonville, 12/11/16	3 pass from S. Bradford
vs. Chicago, 1/1/17	22 pass from S. Bradford
<b>Total</b>	<b>29 (29 receiving)</b>

## RUDOLPH THE END ZONE REINDEER

Kyle Rudolph has been a scoring threat since entering the NFL in 2011, highlighted by his 9-TD season in 2012. He continued to climb the Vikings record book in 2016.

### VIKINGS CAREER TD RECEPTIONS BY TE's

PLAYER	TDs
Kyle Rudolph	29
Steve Jordan	28
Visanthe Shiancoe	24

### VIKINGS SINGLE-SEASON TD RECEPTIONS BY TE's

PLAYER, YEAR	TDs
Visanthe Shiancoe, 2009	11
Kyle Rudolph, 2012	9
Joe Senser, 1981	8

### VIKINGS CAREER RECEPTIONS BY TE's

PLAYER	REC
Steve Jordan	498
Kyle Rudolph	265
Visanthe Shiancoe	208

### VIKINGS CAREER RECEIVING YARDS BY TE's

PLAYER	REC. YDS
Steve Jordan	6,307
Kyle Rudolph	2,621
Visanthe Shiancoe	2,424



#43

**BISHOP SANKEY**

**POSITION:** RUNNING BACK  
**HEIGHT/WEIGHT:** 5-10/213  
**DOB:** 9-15-92  
**HOMETOWN:** WADSWORTH, OH

**COLLEGE:** WASHINGTON  
**ACQUIRED:** PS '16  
**NFL SEASON:** 4  
**VIKINGS SEASON:** 2

**2016 GP/GS**  
PS

**Career GP/GS**  
29/12 (TEN)

**Playoffs GP/GS**  
1/1

- Started 9 games during his rookie year after being drafted in the 2nd Round (No. 54 overall) by the Tennessee Titans in 2014.
- Joined the Vikings practice squad during the 2016 season.

**OFF THE FIELD** Native of Wadsworth, Ohio...Moved to Fairchild Air Force Base near Spokane, Washington with his father, Christopher, who is in the Air Force and has been deployed 3 times to the Middle East...Featured on the ESPN documentary "Draft Academy," which followed him through the draft process.

**PRO** Appeared in 29 games, making 12 starts, with the Tennessee Titans after being drafted in the 2nd Round of the 2014 draft...Totalled 762 rushing yards on 199 carries with 3 TDs during his time with the Titans...Spent the 2016 season on the practice squads of the Kansas City Chiefs and New England Patriots before being added to the Vikings practice squad on 11/25.

**2016** Signed to the Vikings practice squad on 11/25 after spending time on Kansas City and New England's practice squads throughout the year...Released by the Titans during final roster cuts.

**2015** Finished the season with 193 rushing yards on 47 carries with 1 TD and 14 catches for 139 yards with 1 TD...Started 3 of the first 4 games of the season...Rushed for a career-high 74 yards at Tampa Bay (9/13) while registering the 1st receiving TD of his career, a 12-yard TD pass from Marcus Mariota... Contributed on special teams with 9 KOR for 192 yards.

**SANKEY'S NFL TOTALS**

Year	GP/GS	No.	RUSHING				TD	RECEIVING			
			Yds.	Avg.	Lg	TD		No	Yds	Avg	Lg
2014 (Ten)	16/9	152	569	3.7	22	2	18	133	7.4	18	0
2015 (Ten)	13/3	47	193	4.1	16	1	14	139	9.9	30	1
2016 (Min)	PRACTICE SQUAD										
<b>Total</b>	<b>29/12</b>	<b>199</b>	<b>762</b>	<b>3.8</b>	<b>22</b>	<b>3</b>	<b>32</b>	<b>272</b>	<b>8.5</b>	<b>30</b>	<b>1</b>

**Kickoff Returns**

Year	KOR	Yds	Avg	Long	TD
2014 (Ten)	7	198	28.3	42	0
2015 (Ten)	9	192	21.3	34	0
<b>Totals</b>	<b>16</b>	<b>390</b>	<b>24.4</b>	<b>42</b>	<b>0</b>

**SINGLE-GAME CAREER HIGHS**

- Rushing Attempts.....18..... vs. Jacksonville, 10/12/14
- Rushing Yards.....74..... @ Tampa Bay, 9/13/15
- Long Rush .....22..... vs. Jacksonville, 10/12/14
- Rushing TDs .....1..... 3x, @ Tampa Bay, 9/13/15
- Receptions.....4..... vs. Houston, 10/26/14
- Receiving Yards .....43..... vs. Houston, 12/27/15
- Long Catch.....30..... vs. Houston, 12/27/15
- Receiving TD.....1..... @ Tampa Bay, 9/13/15
- Kick Returns .....3..... 2x, vs. Miami, 10/18/15
- Kick Return Yards .....82..... vs. Pittsburgh, 11/17/14
- Long Kick Return .....42..... @ Houston, 11/30/14

**2014** Led the Titans in rushing as a rookie with 569 yards on 152 carries with 2 TDs while appearing in all 16 games, making 9 starts...Finished 2nd on the team with 7 KOR for 198 yards... Earned his first career start on 10/12 vs. Jacksonville, rushing for 61 yards on a career-high 18 carries...Started the final 8 games of the season, racking up 267 yards on 77 carries with a TD and 10 catches for 69 yards during that span.

**COLLEGE** Started 25 career games at Washington, appearing in 38 in total...Carried the ball 644 times for 3,496 yards and 37 TDs throughout his career while also gaining 567 yards and 1 TD on 67 receptions...Turned in a record-breaking performance against rival Washington State in the 2013 Apple Cup, breaking Corey Dillon's program single-season rushing yard record (1,775, previously 1,695) and Napoleon Kaufman's school career rushing TDs record (35, previously 34) on the same play...Earned 1st-Team All-Pac-12 after leading the Pac-12 and finishing fourth in the nation with 1,970 rushing yards, 10th most in Pac-12 history...Decided to forego his senior season and enter the 2014 draft...Majored in communications.

**PREP** Attended Gonzaga Preparatory School (Spokane, Washington.) and lettered in football for 3 years after spending his freshman year in Ohio...2-time All-State selection that finished his career as the all-time leading rusher in Greater Spokane League history with 4,355 yards...Ran for more than 2,000 yards in both his junior and senior seasons.... Also lettered in outdoor track in his 3 years in Spokane, competing as a sprinter, jumper and on the relay teams.

**SANKEY'S CAREER GAME-BY-GAME (\* starts)**

2014	TENNESSEE	Att.	Yards	Avg.	Long	TD	No.	Yards	Avg.	Long	TD
9/7	@ Kansas City	6	25	4.2	12	0	0	0	0.0	0	0
9/14	Dallas	2	3	1.5	4	0	0	0	0.0	0	0
9/21	@ Cincinnati	10	61	6.1	18	0	1	9	9.0	9	0
9/28	@ Indianapolis	6	34	5.7	10	1	2	23	11.5	13	0
10/5	Cleveland	8	27	3.4	11	0	0	0	0.0	0	0
10/12	Jacksonville*	18	61	3.4	22	0	1	7	7.0	7	0
10/19	@ Washington	16	56	3.5	11	0	0	0	0.0	0	0
10/26	Houston	9	35	3.9	9	0	4	25	6.3	12	0
11/9	@ Baltimore*	16	55	3.4	11	0	3	19	6.3	9	0
11/17	Pittsburgh*	11	38	3.5	9t	1	1	7	7.0	7	0
11/23	@ Philadelphia*	10	37	3.7	13	0	2	14	7.0	9	0
11/30	@ Houston*	10	42	4.2	12	0	0	0	0.0	0	0
12/7	New York Giants*	9	25	2.8	7	0	2	2	1.0	3	0
12/14	New York Jets*	3	8	2.7	5	0	1	18	18.0	18	0
12/18	@ Jacksonville*	14	44	3.1	8	0	1	9	9.0	9	0
12/28	Indianapolis*	4	18	4.5	11	0	0	0	0.0	0	0
<b>2014</b>	<b>GP/GS: 16/9</b>	<b>152</b>	<b>569</b>	<b>3.7</b>	<b>22</b>	<b>2</b>	<b>18</b>	<b>133</b>	<b>7.4</b>	<b>18</b>	<b>0</b>
2015	TENNESSEE	Att.	Yards	Avg.	Long	TD	No.	Yards	Avg.	Long	TD
9/13	@ Tampa Bay*	12	74	6.2	16	1	2	12	6.0	12t	1
9/20	@ Cleveland*	12	42	3.5	8	0	0	0	0.0	0	0
9/27	Indianapolis	5	10	2.0	8	0	2	31	15.5	20	0
10/11	Buffalo*	7	20	2.9	9	0	3	23	7.7	12	0
10/18	Miami	3	13	4.3	9	0	1	7	7.0	7	0
10/25	Atlanta	0	0	0.0	0	0	0	0	0.0	0	0
11/1	@ Houston	0	0	0.0	0	0	0	0	0.0	0	0
11/8	@ New Orleans	INACTIVE									
11/15	Carolina	2	7	3.5	5	0	0	0	0.0	0	0
11/19	@ Jacksonville	INACTIVE									
11/29	Oakland	0	0	0.0	0	0	0	0	0.0	0	0
12/6	Jacksonville	0	0	0.0	0	0	0	0	0.0	0	0
12/13	@ New York Jets	INACTIVE									
12/20	@ New Orleans	0	0	0.0	0	0	3	23	7.7	15	0
12/27	Houston	0	0	0.0	0	0	3	43	14.4	30	0
1/3/16	@ Indianapolis	0	0	0.0	0	0	0	0	0.0	0	0
<b>2015</b>	<b>GP/GS: 13/3</b>	<b>47</b>	<b>193</b>	<b>4.1</b>	<b>16</b>	<b>1</b>	<b>14</b>	<b>139</b>	<b>9.9</b>	<b>30</b>	<b>1</b>



**#34 ANDREW SENDEJO**

**POSITION:** SAFETY  
**HEIGHT/WEIGHT:** 6-1/210  
**DOB:** 9-9-87  
**HOMETOWN:** SAN ANTONIO, TX

**COLLEGE:** RICE  
**ACQUIRED:** FA '11  
**NFL SEASON:** 6  
**VIKINGS SEASON:** 5

**2016 GP/GS** 14/14     **Career GP/GS** 77/40 (2/0-DAL; 75/40-MIN)     **Playoffs GP/GS** 2/1 (2/1-MIN)

- Started a career-high 14 games in 2016.
- Had career-best 17 tackles vs. Washington (11/7/13).
- Begon pro career with UFL's Sacramento Mountain Lions.

**OFF THE FIELD** Donated the Andrew V. Senedejo Nutrition Center to the football program at Rice University...Took part in the Over The Edge challenge to raise funds and awareness for Make-A-Wish® Central and South Texas during the 2016 offseason...Took part in Vikings annual Arctic Blast snowmobile rally during the 2014 offseason...Teammates at Rice with Corey Frazier, son of former Vikings Head Coach Leslie Frazier... Earned sports management degree from Rice...Plays guitar and piano...Has extensive background in martial arts, and his father was an instructor.

**HONORS** Vikings **Special Teams Player of the Year** in 2014.

**PRO** Had career-best 17 tackles to lead team in win vs. Washington (11/7/13) on *Thursday Night Football*...Earned 1st

career starts in 2013, starting 10 of the career-high 16 games he played on the season - 9 in place of Harrison Smith and 1 in place of Jamarca Sanford...Played in 13 games and the Wild Card Playoff in 2012...Regular contributor on special teams... Led the team in special teams tackles in 2014 with 13...Saw action in 3 games for the Vikings in 2011...Played 2 games as a rookie in 2010 for Dallas...Began pro career with UFL's Sacramento Mountain Lions in 2010 under Dennis Green.

**2016** Started a career-best 14 games and finished 5th on the team with 72 tackles...Placed on Injured Reserve on 12/31... Posted 7 tackles (3 solo), 1 TFL, 1 pass defended and the 2nd half-sack of his career at Detroit (11/24)...Contributed a team-high 7 tackles (3 solo) at Washington (11/13)...Returned from injury vs. Detroit (11/6) and registered 3 tackles (2 solo)... Inactive with an ankle injury at Chicago (10/31)...Had an INT at Philadelphia (10/23), giving him picks in back to back games... Left game against Eagles with an ankle injury...Snagged his 1st INT of the season and had 6 tackles vs. Houston (10/9)... Led the Vikings with a season-high 11 tackles and recovered a fumble for the 2nd straight game vs Green Bay (9/18)...Registered

5 tackles (3 solo) and recovered a fumble he returned 2 yards at Tennessee (9/11)...Tied for team lead with 2 special teams tackles against the Titans.

**2015** Ranked 2nd on team with 100 tackles despite missing 3 games on the season...Helped Vikings rank #5 in NFL in offensive points allowed...Notched 1st career sack when he shared one with Linval Joseph vs. St. Louis (11/8) on QB Nick Foles...Started 1st career playoff game in Wild Card vs. Seattle (1/10/16)...Posted season-best 14 tackles at Green Bay (1/3/16) in game that sealed NFC North title for the Vikings and wrestled crown away from Packers after 4-year stretch of winning division...Had 10+ tackles in 5 games on season...Scooped up 1st career FR and had 28-yard return vs. Detroit (9/20), gathering a Lance Moore fumble forced by fellow DB Captain Munnerlyn.

**2014** Led the team with 13 special teams tackles...Appeared in all 16 games, making 3 starts...Forced his 1st career fumble close to the goal line vs. N.Y. Jets (12/7) that was recovered by Captain Munnerlyn and kept the Jets out of the end zone...Season-high 10 tackles at Detroit (12/14)...Had 3 games with multiple special teams tackles.

**2013** Ranked 3rd on team and led Vikings DBs with 104 tackles despite not starting a game until the 4th week of the season and 3rd on team with 13 special teams stops...Led team with 12 tackles at Seattle (11/17)...Had 4 games with 10+ tackles...Snared 1st career INT at Baltimore (12/8)...Started and had career-high 17 tackles vs. Washington (11/7) on *Thursday Night Football*...Started on *Sunday Night Football* vs. Green Bay (10/27) and had 13 tackles...Started 1st NFL game vs. Pittsburgh (9/29) in International Series game at London...Started on *Monday Night Football* at N.Y. Giants (10/21) in place of injured Smith...Replaced Sanford mid-game following injury vs. Cleveland (9/22).

**SINGLE-GAME CAREER HIGHS**

Tackles ..... 17 ..... vs. Washington, 11/7/13  
Solo Tackles ..... 16 ..... vs. Washington, 11/7/13  
Interception ..... 1 ..... 4x, last at Philadelphia, 10/23/16  
Passes Defensed ..... 3 ..... at Baltimore, 12/8/13  
Forced Fumble ..... 1 ..... vs. New York Jets, 12/7/14  
Fumble Recovery ..... 1 ..... 3x, last vs. Green Bay, 9/18/16  
Tackles for Loss ..... 1 ..... 5 times, last at Detroit, 11/24/16  
Special Teams Tackles ..... 3 ..... 2x, last vs. Green Bay, 10/27/13

**SENDEJO'S NFL TOTALS**

Year	GP/GS	Tackles					INTs	PBU	TFL	QBH	FF/FR	Special Teams
		Solo	Asst.	Total	Sacks							
2010 (Dal)	2/0	0	0	0	0.0	0	0	0	0	0/0	1	
2011 (Min)	3/0	0	0	0	0.0	0	0	0	0	0/0	3	
2012 (Min)	13/0	0	0	0	0.0	0	0	0	0	0/0	11	
Playoffs	1/0	0	0	0	0.0	0	0	0	0	0/0	2	
2013 (Min)	16/10	67	37	104	0.0	1 (1)	4	4	1	0/0	13	
2014 (Min)	16/3	14	6	20	0.0	0	1	0	1	1/0	13	
2015 (Min)	13/13	57	43	100	0.5	1 (9)	6	0	1	0/1	2	
Playoffs	1/1	3	0	3	0.0	0	2	0	0	0/0	0	
2016 (Min)	14/14	40	32	72	0.5	2 (18)	5	1	1	0/2	6	
<b>Totals</b>	<b>77/40</b>	<b>178</b>	<b>118</b>	<b>296</b>	<b>1.0</b>	<b>3 (28)</b>	<b>16</b>	<b>5</b>	<b>4</b>	<b>1/3</b>	<b>49</b>	
Playoffs	2/1	3	0	3	0.0	0	2	0	0	0/0	2	

**2012** Ranked 4th on team with 11 special teams tackles... Played in career-best 13 games and played in 1st career playoff game in Wild Card matchup at Green Bay (1/5/13)...Missed a pair of games with ankle injury in Weeks 4-5 but bounced back to play in final 11 regular season games...Had a pair of special teams stops in Wild Card Playoff game.

**2011** Played in 3 games with the Vikings and was inactive for 2... Played in 1st game for Vikings in his 2nd week with the team at Detroit (12/11)...Saw time in the final 2 games of season at Washington (12/24) and vs. Chicago (1/1/12)...Signed by Vikings on 11/29...Spent preseason with Dallas, released before regular season...Joined N.Y. Jets on 9/4 and was inactive for season opener vs. Dallas (9/11)...Released by Jets and signed to their practice squad on 9/14 before his release on 9/27.

**2010** Made NFL debut as a rookie with Dallas...Moved from Dallas practice squad to 53-man roster on 11/29...Played in a pair of games, notching a special teams tackle vs. Washington (12/19)...Played in 1st career game vs. Philadelphia (12/12)...Spent time with Sacramento Mountain Lions of the UFL...Tied for 2nd in UFL in tackles.

**COLLEGE** Ended collegiate career as an honorable mention All-Conference USA choice as a junior and senior...Left Rice ranked tied for 2nd in career tackles and tied for 7th in career INTs...Promising senior season was cut short by injury, playing in only 7 games...Notched 318 tackles, 9 INTs, 2 sacks and 7 FFs...Started all 12 games as a true freshman en route to Freshman All-America honors.

**PREP** Standout in football, track and soccer at Smithson Valley High in Spring Branch, Texas...Named honorable mention All-State as a junior and senior...Earned county Defensive Player of the Year as a senior.

**SENDEJO'S INTERCEPTIONS**

**GAME** ..... **QB** ..... **INT**  
 @ Baltimore, 12/8/13 ..... Joe Flacco ..... 1 (1)  
 vs. NY Giants, 12/27/15 ..... Eli Manning ..... 1 (9)  
 vs. Houston, 10/9/16 ..... Brock Osweiler ..... 1 (2)  
 @ Philadelphia, 10/23/16 ..... Carson Wentz ..... 1 (16)  
**Total** ..... **4 (28)**

SENDEJO'S CAREER GAME-BY-GAME (\* starts)  
DEFENSE

2013.....U	A	T	TFL	SK	QH	FF	FR	INT	PD
at DET - 9/8.....0	0	0	0	0.0	0	0	0	0	0
at CHI - 9/15.....0	0	0	0	0.0	0	0	0	0	0
vs. CLE - 9/22.....2	2	2	0	0.0	0	0	0	0	0
vs. PIT - 9/29*.....4	2	6	0	0.0	0	0	0	0	0
vs. CAR - 10/13.....3	2	5	1	0.0	0	0	0	0	0
at NYG - 10/21*.....3	3	6	0	0.0	0	0	0	0	0
vs. GB - 10/27*.....7	6	13	0	0.0	0	0	0	0	0
at DAL - 11/3*.....4	0	4	1	0.0	0	0	0	0	0
vs. WAS - 11/7*.....16	1	17	0	0.0	1	0	0	0	0
at SEA - 11/17*.....6	6	12	1	0.0	0	0	0	0	0
at GB - 11/24*.....4	3	7	0	0.0	0	0	0	1	1
vs. CHI - 12/1*.....9	5	14	0	0.0	0	0	0	0	0
at BAL - 12/8*.....1	6	7	0	0.0	0	0	1	3	3
vs. PHI - 12/15*.....4	0	4	1	0.0	0	0	0	0	0
at CIN - 12/22.....2	1	3	0	0.0	0	0	0	0	0
vs. DET - 12/29.....2	2	4	0	0.0	0	0	0	0	0
<b>2013 ...GP/GS:16/10.....67</b>	<b>37</b>	<b>104</b>	<b>4</b>	<b>0.0</b>	<b>1</b>	<b>0</b>	<b>0</b>	<b>1</b>	<b>4</b>

2014.....U	A	T	TFL	SK	QH	FF	FR	INT	PD
at STL - 9/7.....0	0	0	0	0.0	0	0	0	0	0
vs. NE - 9/14.....0	0	0	0	0.0	0	0	0	0	0
at NO - 9/21.....0	0	0	0	0.0	0	0	0	0	0
vs. ATL - 9/28.....0	0	0	0	0.0	0	0	0	0	0
at GB - 10/2.....0	0	0	0	0.0	0	0	0	0	0
vs. DET - 10/12.....0	0	0	0	0.0	0	0	0	0	0
at BUF - 10/19.....0	0	0	0	0.0	0	0	0	0	0
at TB - 10/26.....0	0	0	0	0.0	0	0	0	0	0
vs. WAS - 11/2.....0	0	0	0	0.0	0	0	0	0	0
at CHI - 11/16.....0	0	0	0	0.0	0	0	0	0	0
vs. GB - 11/23.....0	0	0	0	0.0	0	0	0	0	0
vs. CAR - 11/30.....0	0	0	0	0.0	0	0	0	0	0
vs. NYJ - 12/7.....1	0	1	0	0.0	0	1	0	0	0
at DET - 12/14*.....5	5	10	0	0.0	0	0	0	0	0
at MIA - 12/21*.....3	0	3	0	0.0	0	0	0	0	0
vs. CHI - 12/28*.....5	1	6	0	0.0	1	0	0	0	1
<b>2014 ...GP/GS:16/3.....14</b>	<b>6</b>	<b>20</b>	<b>0</b>	<b>0.0</b>	<b>1</b>	<b>1</b>	<b>0</b>	<b>0</b>	<b>1</b>

2015.....U	A	T	TFL	SK	QH	FF	FR	INT	PD
at SF - 9/14 *.....2	2	4	0	0.0	0	0	0	0	0
vs. DET - 9/20 *.....4	3	7	0	0.0	0	0	1	0	0
vs. SD - 9/27 *.....3	7	10	0	0.0	0	0	0	0	1
at DEN - 10/4.....INACTIVE									
vs. KC - 10/18 *.....8	2	10	0	0.0	0	0	0	0	1
at DET - 10/25 *.....4	6	10	0	0.0	0	0	0	0	0
at CHI - 11/1 *.....2	7	9	0	0.0	0	0	0	0	0
vs. STL - 11/8 *.....5	2	7	0	0.5	1	0	0	0	1
at OAK - 11/15 *.....5	4	9	0	0.0	0	0	0	0	0
vs. GB - 11/22 *.....5	5	10	0	0.0	0	0	0	0	0
at ATL - 11/29 *.....3	0	3	0	0.0	0	0	0	0	0
vs. SEA - 12/6.....INACTIVE									
at AZ - 12/10.....INACTIVE									
vs. CHI - 12/20 *.....3	0	3	0	0.0	0	0	0	0	2
vs. NYG - 12/27 *.....3	1	4	0	0.0	0	0	0	1	1
at GB - 1/3/16 *.....10	4	14	0	0.0	0	0	0	0	0
<b>2015 ...GP/GS:13/13.....57</b>	<b>43</b>	<b>100</b>	<b>0</b>	<b>0.5</b>	<b>1</b>	<b>0</b>	<b>1</b>	<b>1</b>	<b>6</b>

**2015 PLAYOFFS**  
vs. SEA - 1/10/16 \*...3 0 3 0 0.0 0 0 0 0 0 2


2016.....U	A	T	TFL	SK	QH	FF	FR	INT	PD
at TN - 9/11*.....3	2	5	0	0.0	0	0	1	0	0
vs. GB - 9/18*.....8	3	11	0	0.0	0	0	1	0	0
at CAR - 9/25*.....4	2	6	0	0.0	0	0	0	0	0
vs. NYG - 10/3*.....3	1	4	0	0.0	0	0	0	0	1
vs. HOU - 10/9*.....2	4	6	0	0.0	0	0	0	1	1
at PHI - 10/23*.....0	1	1	0	0.0	0	0	0	1	1
at CHI - 10/31.....INACTIVE									
vs. DET - 11/6*.....2	1	3	0	0.0	0	0	0	0	0
at WAS - 11/13*.....3	4	7	0	0.0	0	0	0	0	0
vs. ARI - 11/20*.....1	3	4	0	0.0	0	0	0	0	1
at DET - 11/24*.....3	4	7	1	0.5	1	0	0	0	1
vs. DAL - 12/1*.....4	1	5	0	0.0	0	0	0	0	0
at JAX - 12/11*.....0	2	2	0	0.0	0	0	0	0	0
vs. IND - 12/18*.....5	2	7	0	0.0	0	0	0	0	0
at GB - 12/24*.....2	2	4	0	0.0	0	0	0	0	0
vs. CHI - 1/1/17.....INJURED RESERVE									
<b>2016 ...GP/GS:14/14.....40</b>	<b>32</b>	<b>72</b>	<b>1</b>	<b>0.5</b>	<b>1</b>	<b>0</b>	<b>2</b>	<b>2</b>	<b>5</b>

SUPER BOWLS IN MINNESOTA


When Super Bowl LII comes to U.S Bank Stadium in February 2018 the game will look much different than the last Super Bowl in Minnesota. The Hubert H. Humphrey Metrodome hosted Super Bowl XXVI between Buffalo and Washington on January 26, 1992 and witnessed a 37-24 Redskins win. The Redskins went 14-2 in the regular season and the Bills were 13-3, both earning the #1 seed in their conference playoffs.

Washington jumped out to an early lead and built the advantage to 24-0 in the 3rd quarter, a deficit that Buffalo could not overcome. Redskins QB Mark Rypien was named MVP of the game after going 18-of-33 for 292 yards with 2 TDs and 1 INT. The game was broadcast to an estimated 79.6 million viewers on CBS with John Madden and Pat Summerall calling the action. The halftime show included Gloria Estefan singing and Olympic skaters Brian Boitano and Dorothy Hamill performing.

Super Bowl XXVI was part of an amazing triple crown of sporting events to take place in the Metrodome over a 12-month span. The stadium hosted the World Series between the Twins and Braves, the Super Bowl and the NCAA Men's Final Four featuring Duke topping Michigan for the title. The Metrodome is the only stadium to play host to all 3 events in a year.







#74

**AUSTIN SHEPHERD**

**POSITION:** TACKLE  
**HEIGHT/WEIGHT:** 6-4/327  
**DOB:** 5-28-92  
**HOMETOWN:** BUFORD, GA

**COLLEGE:** ALABAMA  
**ACQUIRED:** D7a (#228) '15  
**NFL SEASON:** 3  
**VIKINGS SEASON:** 3

**2016 GP/GS**  
PS

**Career GP/GS**  
14/0

**Playoffs GP/GS**  
1/1

- Started 1st career playoff game when Vikings opened with extra lineman in special package vs. Seattle (1/10/16)

**OFF THE FIELD** Married to wife, Jenna...Proposed during the 2014 season at the Children's Hospital in Birmingham...Founder of the Austin Shepherd Foundation, which focuses on monthly visits to children's hospitals as well as other various community events...Earned undergrad degree in marketing and pursued a master's degree in marketing in his 5th year at Alabama.

**PRO** Played in 14 regular-season games and the playoff game during rookie campaign...Got 1st career start in Wild Card Playoff vs. Seattle (1/10/16) when Vikings opened in heavy package...Stepped in on offense during the season to spell RT T.J. Clemmings at Chicago (11/1/15) and LT Matt Kalil vs. N.Y. Giants (12/27/15)...Selected in the 7th round (#228 overall) of the 2015 NFL Draft...1 of 4 Alabama players ever drafted by the Vikings, the 1st since Dwayne Rudd in 1997...1-of-3 OL drafted by the Vikings on the 3rd day of the 2015 NFL Draft.

**2016** Spent the offseason with the Vikings...Released by the Vikings during final cuts and then joined the Chargers practice squad on 9/4...Was released by San Diego on 9/20...Signed to the Steelers practice squad on 10/11 before being released on 10/19...Signed to the Vikings practice squad on 10/25 where he spent the remainder of the season.

**2015** Saw time in 14 games during regular season and the Wild Card Playoff vs. Seattle (1/10/16)...Made 1st career start in Wild Card Playoff when team opened with an extra offensive lineman in a heavy formation...Played primarily on special teams and in goal-line situations that called for an extra blocker...Stepped in on offensive line for fellow rookie T.J. Clemmings when he was sidelined due to injury, filling in for RT for 6 plays...Replaced LT Matt Kalil for 9 plays vs. N.Y. Giants (12/27) when he left game with injury briefly...Part of offensive line that helped pave way for Adrian Peterson to lead the NFL in rushing with 1,485 yards.

**COLLEGE** Started 27 career games at RT for Alabama...Helped Alabama to back-to-back National Titles following the 2011 and 2012 seasons...As a 2-year starter, allowed only 2 sacks...All 27 starts came in final 2 years at Alabama, allowed just 1 sack during the 2014 season en route to earning 2nd-Team All-SEC honors...Earned SEC Offensive Lineman of the Week and Alabama Offensive Player of the Week honors for his efforts in the 2014 Iron Bowl, a 55-44 victory over Auburn, the Crimson Tide amassed 539 yards, including 227 rushing yards (11/29/14)...As a junior, started all 13 games at RT and did not allow a sack until the Sugar Bowl, a 45-31 loss to Oklahoma (1/2/14)...In 4-year playing career, helped Alabama to a 48-6 overall record.

**PREP** 3-year starter at North Gwinnett High School in Suwanee, Georgia, an Atlanta Suburb...Helped the Bulldogs to a 24-2 record as a junior and senior.



#35

**MARCUS SHERELS**

**POSITION:** CORNERBACK  
**HEIGHT/WEIGHT:** 5-10/175  
**DOB:** 9-30-87  
**HOMETOWN:** ROCHESTER, MN

**COLLEGE:** MINNESOTA  
**ACQUIRED:** UDFA '10  
**NFL SEASON:** 7  
**VIKINGS SEASON:** 7

**2016 GP/GS**  
11/0

**Career GP/GS**  
92/6

**Playoffs GP/GS**  
2/0

- Holds Vikings career record with 5 career punt return TDs.

- Local product attended Rochester John Marshall High and University of Minnesota.

**OFF THE FIELD** Earned bachelor's degree in political science in spring 2010...Aspires to attend law school after his playing career...Older brother, Mike, played LB for the Gophers from 2004-07 and captained the team as a junior and senior. He was invited to Vikings rookie mini camp for a tryout in 2008...Brother, Mike, is a former Gophers LBs Coach...Earned Academic All-Big Ten as a sophomore.

**HONORS** Named **NFC Special Teams Player of the Week** for game at Chicago (11/1/15)...2016 **Vikings Special Teams Player of the Year**.

**PRO** Holds Vikings record with 5 career PR TDs, passing career marks of 2 held by Melwede Moore and David Palmer...Ranks 1st in the NFL in PR TDs (5) and 2nd in punt return yards (1,522) since 2012...Started career-high 4 games in 2013...Set Vikings single-season record with a 15.2 PR avg, breaking the previous mark of 13.2 set by David Palmer in 1995...Ranks 1st in Vikings history with a 10.6 career punt return avg. (159 for 1,688)...

Holds team record with 7 career PRs of 50+ and set team mark with 2 PRs of 50+ in a season in 2013 and 2016...Notched the 3rd-longest PR TD in club history with 86-yarder at N.Y. Giants (10/21)...Set Vikings single-game record with 119 punt return yards on *Monday Night Football* at NY Giants (10/21)...Became the 10th player in Vikings history to return a punt for a TD with a 77-yard return for a score at Detroit (9/30/12), the 7th-longest punt return in team history and the 6th-longest PR TD in team history...Set Vikings preseason record with a 109-yard KOR TD vs. Tennessee in the 2013 preseason finale at MOA Field...Climbed from rookie free agent to seeing game action in 2010 regular season finale at Detroit (1/2/11)...Signed as a rookie free agent on 5/4/10 after performance in Vikings rookie camp where he participated on a tryout basis.

**2016** Finished with a 13.9 punt return average - the 2nd-best mark of his career - giving him the top 2 seasons for punt return average in Vikings history...Returned his 5th career punt for a TD on a 79-yard return vs. Houston (10/9), extending his team career record...Recovered a muffed punt early in the game vs. NY Giants (10/3) to gain momentum...Returned a punt 54 yards for a score at Carolina (9/25), a Vikings record 4th of his career...Recorded his lone PBU on the season and returned his 1st KO of the season 18 yards vs. the Panthers.

## ACTIONS SPEAK LOUDER THAN WORDS

Marcus Sherels has made a splash in the Vikings record book for PR average and TDs in his 5 seasons as the primary punt return man.

VIKINGS SINGLE-SEASON PUNT RETURN AVERAGE	
PLAYER, SEASON, RETS/YDS	AVG
Marcus Sherels, 2013, 22/335	15.2
Marcus Sherels, 2016, 21/292	13.9
David Palmer, 1995, 26/342	13.2

VIKINGS CAREER PUNT RETURN AVERAGE	
PLAYER, RETS/YDS	AVG
Marcus Sherels (167/1,754)	10.6
Mewelde Moore (74/768)	10.4

CAREER PUNT RETURN TDs IN VIKINGS HISTORY	
Marcus Sherels	5
David Palmer	2
Mewelde Moore	2

VIKINGS CAREER PUNT RETURNS OF 50+ YARDS	
PLAYER	50+ RETURNS
Marcus Sherels	7
David Palmer	4

## MANY HAPPY RETURNS

PUNT RETURN TDs IN VIKINGS HISTORY	
Marcus Sherels, vs. Houston (10/9/16)	79t
Marcus Sherels, at Carolina (9/25/16)	54t
Marcus Sherels, at Chicago (11/1/15)	65t
Marcus Sherels, at NY Giants (10/21/13)	86t
Marcus Sherels, at Detroit (9/30/12)	77t
Bernard Berrian, at Arizona (12/14/08)	82t
Mewelde Moore, vs. New England (10/30/06)	71t
Randy Moss, at Kansas City (12/12/99)	71t
Nate Burleson, at Indianapolis (11/8/04)	91t
Marcus Sherels, at Kansas City (12/12/99)	64t
David Palmer, at NY Giants (9/29/96)	69t
David Palmer, at Detroit (11/23/95)	74t
Leo Lewis, vs. Atlanta (11/22/87)	98t
Charlie West, vs. Washington (11/3/68)	98t
Billy Butler, vs. San Francisco (9/29/63)	60t
Hugh McElhenny, at Chicago (12/17/61)	81t

LONGEST PUNT RETURNS IN VIKINGS HISTORY	
Charlie West, vs. Washington (11/3/68)	98t
Nate Burleson, at Indianapolis (11/8/04)	91t
Marcus Sherels, at NY Giants (10/21/13)	86t
Bernard Berrian, at Arizona (12/14/08)	82t
Bob Grim, vs. NY Giants (11/5/67)	81
Hugh McElhenny, at Chicago (12/17/61)	81t
Marcus Sherels, vs. Houston (10/9/16)	79t
Leo Lewis, vs. Atlanta (11/22/87)	78t
Marcus Sherels, at Detroit (9/30/12)	77t



General Manager Rick Spielman with Marcus Sherels after the 7-year veteran received his award for the 2016 Minnesota Vikings Special Teams Player of the Year at the Minnesota Football Honors banquet at U.S. Bank Stadium.

**2015** Scored his Vikings-record 3rd career punt return TD, notching a 65-yard TD return at Chicago (11/1), helping break an 8-game losing streak at Soldier Field...Set Vikings record with his 5th career punt return of 50+ yards...Earned 1st career **NFC Special Teams Player of the Week** honors for game at Chicago (11/1)...Jumped on a 49ers FG blocked by teammate Andrew Sendejo at San Francisco (9/14) in season opener and returned it 44 yards...Ranked 5th on team with 8 special teams tackles.

**2014** Became the franchise leader in career punt return average with a 10.5 (114 for 1,196) average...11.0 punt return average on the season...Tied for 6th in the NFL, 3rd in the NFC, in punt return average...Longest punt return came at Detroit (12/14) with a 35-yard return...Returned 4 kickoffs for 110 yards a 27.5 average and a long return of 46 yards at Green Bay (10/2)...4th on the team with a career-high 11 special teams tackles while adding 1 forced fumble...Appeared in all 16 games.

**2013** Set team record with a 15.2 avg on PRs for the season - breaking the previous mark by 2 yards per return (David Palmer, 13.2 in 1995)...Tied Vikings career record with his 2nd career PR TD, an 86-yard score at N.Y. Giants, while also setting the team record for single-game PR yards with 119 (10/21)...Set Vikings mark with 2 PRs of 50+ yards on season and is tied for club's career record with 4 PRs of 50+ for his career...Snared 1st career INT at Baltimore (12/8)...Had a pair of 8-tackle games during season, at Dallas (11/3) and at Cincinnati (12/22)...Notched 4 tackles at Green Bay (11/24)...Started at RCB for International Series game in London vs. Pittsburgh (9/29)...Stepped in for injured Chris Cook vs. Cleveland (9/22) and tied for team-high with career-best 10 tackles, including 9 solos, and led team with 4 passes defended...Had 2 tackles and a TFL vs. Green Bay (10/27) on *Monday Night Football*.

**2012** Handled all punt return duties and tied for team-high in kickoff returns with 16...Ranked 7th in NFC in PR average at 9.0 yards per...Scored 1st career TD on a 77-yard punt return at Detroit (9/30), helping match a Vikings record with a punt return and KO return in the same game when Percy Harvin also scored on a 105-yard KOR TD...The Vikings set an NFL record by posting their 3rd all-time game with a PR TD and KO return TD in the same game in club history...His 77-yard PR TD was the 1st since 2008 for the Vikings and ranks as the 7th-longest PR in team history...Returned 16 kickoffs during the season, tied with Percy Harvin for the team-lead.

**2011** Moved from special teams role to start 3 games as a CB or nickel back as injuries took their toll on the Vikings backfield...Handled all punt return duties and tied for 2nd on team with 16 kickoff returns...Earned 1st career start vs. Arizona (10/9), the 1st win of the season...Notched the Vikings longest punt return of season with 53-yarder vs. Detroit (9/25) and the 3rd-longest kickoff return with a 78-yarder at Carolina (10/30)...Helped Vikings post a team-record 26.9-yard kickoff return average as a team...Started other 2 games of season vs. New Orleans (12/18) and at Washington (12/24)...Notched 1st career sack against Aaron Rodgers vs. Green Bay (10/23).

**2010** Impressed the Vikings coaches enough to earn a spot on the 2010 practice squad...Released on 9/28/10 but was re-signed to the practice squad 10/13/10...Spent a total of 15 weeks on practice squad in 2010...Signed to the Vikings active roster on 12/31/10 and made his NFL debut in Detroit on 1/2/11...Originally joined Vikings as a rookie free agent.

**COLLEGE** Worked his way from walk-on to full-time starter as a junior and senior at CB for the Gophers...Excelled on special teams during career as a return man and in coverage...Had a pair of INTs as a junior and senior...Notched an 88-yard fumble return as a senior.

**PREP** Earned Honorable Mention All-State as a senior RB at Rochester John Marshall...Standout in basketball.

**SHERELS' NFL TOTALS**

Year .....	GP/GS	Tackles							Special Teams		
		Solo	Asst.	Total	Sacks	INTs	PBU	TFL	QBH	FF/FR	Teams
2010 (Min).....	1/0	0	0	0	0.0	0	0	0	0	0/0	0
2011 (Min) .....	16/3	20	4	24	1.0	0	3	1	0	0/0	6
2012 (Min).....	16/0	2	3	5	0.0	0	0	0	2	0/0	6
<i>Playoffs</i> .....	<i>1/0</i>	<i>0</i>	<i>0</i>	<i>0</i>	<i>0.0</i>	<i>0</i>	<i>0</i>	<i>0</i>	<i>0</i>	<i>0/0</i>	<i>1</i>
2013 (Min).....	16/3	39	7	46	0.0	1 (0)	14	2	0	0/0	7
2014 (Min).....	16/0	0	0	0	0.0	0	0	0	0	0/0	11
2015 (Min).....	16/0	1	0	1	0.0	0	0	0	0	0/0	8
<i>Playoffs</i> .....	<i>1/0</i>	<i>0</i>	<i>0</i>	<i>0</i>	<i>0.0</i>	<i>0</i>	<i>0</i>	<i>0</i>	<i>0</i>	<i>0/0</i>	<i>0</i>
2016 (Min).....	11/0	0	0	0	0.0	0	1	0	0	0/0	6
<b>Totals .....</b>	<b>92/6</b>	<b>62</b>	<b>14</b>	<b>76</b>	<b>1.0</b>	<b>1 (0)</b>	<b>18</b>	<b>3</b>	<b>2</b>	<b>0/0</b>	<b>44</b>
<i>Playoffs</i> .....	<i>2/0</i>	<i>0</i>	<i>0</i>	<i>0</i>	<i>0.0</i>	<i>0</i>	<i>0</i>	<i>0</i>	<i>0</i>	<i>0/0</i>	<i>1</i>

Year .....	PR	Punt Returns					Kickoff Returns				
		FC	Yds	Avg	Long	TD	KOR	Yds	Avg	Long	TD
2011 (Min) .....	33	20	277	8.4	53	0	16	445	27.8	78	0
2012 (Min).....	32	27	287	9.0	77t	1	16	422	26.4	41	0
<i>Playoffs</i> .....	<i>3</i>	<i>5</i>	<i>25</i>	<i>8.3</i>	<i>17</i>	<i>0</i>	<i>2</i>	<i>60</i>	<i>30.0</i>	<i>37</i>	<i>0</i>
2013 (Min).....	22	27	335	15.2	86t	1	0	0	0.0	0	0
2014 (Min).....	27	26	297	11.0	35	0	4	110	27.5	46	0
2015 (Min).....	34	15	311	9.1	65t	1	2	33	16.5	21	0
<i>Playoffs</i> .....	<i>2</i>	<i>0</i>	<i>7</i>	<i>3.5</i>	<i>10</i>	<i>0</i>	<i>0</i>	<i>0</i>	<i>0.0</i>	<i>0</i>	<i>0</i>
2016 (Min).....	21	17	292	13.9	79t	2	2	35	17.5	18	0
<b>Totals .....</b>	<b>167</b>	<b>132</b>	<b>1,799</b>	<b>10.6</b>	<b>86t</b>	<b>5</b>	<b>40</b>	<b>1,045</b>	<b>26.1</b>	<b>78</b>	<b>0</b>
<i>Playoffs</i> .....	<i>5</i>	<i>5</i>	<i>32</i>	<i>6.4</i>	<i>17</i>	<i>0</i>	<i>2</i>	<i>60</i>	<i>30.0</i>	<i>37</i>	<i>0</i>

**SINGLE-GAME CAREER HIGHS**

- Punt Returns ..... 6..... at Houston, 12/23/12
- Punt Return Yards .....119..... at NY Giants, 10/21/13
- Long Punt Return ..... 86t..... at NY Giants, 10/21/13
- Punt Return TD ..... 1..... 5x, last vs. Houston, 10/9/16
- Kickoff Returns ..... 5..... vs. Denver, 12/4/11
- Kickoff Return Yards ..... 124..... vs. Green Bay, 12/30/12
- Long Kickoff Return ..... 78..... at Carolina, 10/30/11
- Tackles ..... 10..... vs. Cleveland, 9/22/13
- Sack ..... 1.0..... vs. Green Bay, 10/23/11
- Tackle For Loss ..... 1.0..... 2x, last vs. Green Bay, 10/27/13
- Interception ..... 1..... at Baltimore, 12/8/13
- Pass Defensed ..... 4..... vs. Cleveland, 9/22/13

**SHERELS' TOUCHDOWNS**

GAME .....	PLAY
@ Detroit, 9/30/12.....	77-yd punt return
@ NY Giants, 10/21/13.....	86-yd punt return
@ Chicago, 11/1/15.....	65-yd punt return
@ Carolina, 9/25/16.....	54-yd punt return
vs. Houston, 10/9/16.....	79-yd punt return
<b>Total.....</b>	<b>5 (5 PR)</b>

**SHERELS' SACK**

GAME .....	QB .....	SACK
vs. Green Bay, 10/23/11.....	Aaron Rodgers.....	1.0
<b>Total.....</b>		<b>1.0</b>

**SHERELS' INTERCEPTION**

GAME .....	QB .....	INT
@ Baltimore, 12/8/13.....	Joe Flacco.....	1 (0)
<b>Total.....</b>		<b>1 (0)</b>

**SHERELS' CAREER GAME-BY-GAME (\* starts)**

2011 .....	U	A	T	TFL	SK	QH	FF	FR	INT	PD	2012.....	U	A	T	TFL	SK	QH	FF	FR	INT	PD	
																						DEFENSE
at SD - 9/11.....	0	0	0	0.0	0	0	0	0	0	0	0	vs JAC - 9/9.....	0	0	0	0.0	0	0	0	0	0	0
vs TB - 9/18.....	0	0	0	0.0	0	0	0	0	0	0	0	at IND - 9/16.....	0	1	1	0	0.0	0	0	0	0	0
vs DET - 9/25.....	0	0	0	0.0	0	0	0	0	0	0	0	vs SF - 9/23.....	0	0	0	0.0	0	0	0	0	0	0
at KC - 10/2.....	0	0	0	0.0	0	0	0	0	0	0	0	at DET - 9/30.....	0	0	0	0.0	0	0	0	0	0	0
vs ARI - 10/9*.....	0	0	0	0.0	0	0	0	0	0	0	0	vs TEN - 10/7.....	0	0	0	0.0	0	0	0	0	0	0
at CHI - 10/16.....	0	0	0	0.0	0	0	0	0	0	0	0	at WAS - 10/14.....	0	0	0	0.0	0	0	0	0	0	0
vs GB - 10/23.....	5	0	5	1.0	0	0	0	0	0	0	0	vs ARZ - 10/21.....	0	0	0	0.0	0	0	0	0	0	0
at CAR - 10/30.....	2	1	3	0.0	0	0	0	0	0	0	0	vs TB - 10/25.....	1	0	1	0.0	0	0	0	0	0	0
at GB - 11/14.....	0	0	0	0.0	0	0	0	0	0	0	0	at SEA - 11/4.....	0	0	0	0.0	0	0	0	0	0	0
vs OAK - 11/20.....	0	0	0	0.0	0	0	0	0	0	0	0	vs DET - 11/11.....	0	0	0	0.0	0	0	0	0	0	0
at ATL - 11/27.....	3	0	3	0.0	0	0	0	0	1	0	0	at CHI - 11/25.....	0	0	0	0.0	0	0	0	0	0	0
vs DEN - 12/4.....	0	0	0	0.0	0	0	0	0	0	0	0	at GB - 12/2.....	0	0	0	0.0	0	0	0	0	0	0
at DET - 12/11.....	2	1	3	0.0	0	0	0	0	1	0	0	vs CHI - 12/9.....	0	0	0	0.0	0	0	0	0	0	0
vs NO - 12/18*.....	5	1	6	0.0	0	0	0	0	0	0	0	at STL - 12/16.....	1	0	1	0.0	2	0	0	0	0	0
at WAS - 12/24* ..	3	1	4	0.0	0	0	0	0	1	0	0	at HOU - 12/23.....	0	0	0	0.0	0	0	0	0	0	0
vs CHI - 1/1.....	0	0	0	0.0	0	0	0	0	0	0	0	vs GB - 12/30.....	0	2	2	0.0	0	0	0	0	0	0
<b>2011... GP/GS:16/3 ...</b>	<b>20</b>	<b>4</b>	<b>24</b>	<b>1.0</b>	<b>0</b>	<b>0</b>	<b>0</b>	<b>0</b>	<b>0</b>	<b>3</b>	<b>2012... GP/GS:16/0 ...</b>	<b>2</b>	<b>3</b>	<b>5</b>	<b>0</b>	<b>0.0</b>	<b>2</b>	<b>0</b>	<b>0</b>	<b>0</b>	<b>0</b>	
<b>2012 PLAYOFFS</b>																						
at GB - 1/5/13.....												0	0	0	0.0	0	0	0	0	0	0	0

2013	U	A	T	TFL	SK	QH	FF	FR	INT	PD
at DET - 9/8	0	0	0	0	0	0	0	0	0	0
at CHI - 9/15	0	0	0	0	0	0	0	0	0	0
vs. CLE - 9/22	9	1	10	1	0	0	0	0	0	4
vs. PIT - 9/29*	0	0	0	0	0	0	0	0	0	1
vs. CAR - 10/13	2	0	2	0	0	0	0	0	0	0
at NYG - 10/21	0	1	1	0	0	0	0	0	0	0
vs. GB - 10/27	1	1	2	1	0	0	0	0	0	0
at DAL - 11/3	6	2	8	0	0	0	0	0	0	0
vs. WAS - 11/7	2	0	2	0	0	0	0	0	0	2
at SEA - 11/17	1	0	1	0	0	0	0	0	0	1
at GB - 11/24	3	1	4	0	0	0	0	0	0	0
vs. CHI - 12/1	1	0	1	0	0	0	0	0	0	1
at BAL - 12/8	3	0	3	0	0	0	0	0	1	1
vs. PHI - 12/15*	4	0	4	0	0	0	0	0	0	2
at CIN - 12/22*	7	1	8	0	0	0	0	0	0	2
vs. DET - 12/29	0	0	0	0	0	0	0	0	0	0
<b>2013 ... GP/GS:16/3</b>	<b>39</b>	<b>7</b>	<b>46</b>	<b>2</b>	<b>0</b>	<b>0</b>	<b>0</b>	<b>0</b>	<b>1</b>	<b>14</b>

2015	U	A	T	TFL	SK	QH	FF	FR	INT	PD
at SF - 9/14	0	0	0	0	0	0	0	0	0	0
vs. DET - 9/20	0	0	0	0	0	0	0	0	0	0
vs. SD - 9/27	0	0	0	0	0	0	0	0	0	0
at DEN - 10/4	0	0	0	0	0	0	0	0	0	0
vs. KC - 10/18	0	0	0	0	0	0	0	0	0	0
at DET - 10/25	0	0	0	0	0	0	0	0	0	0
at CHI - 11/1	0	0	0	0	0	0	0	0	0	0
vs. STL - 11/8	0	0	0	0	0	0	0	0	0	0
at OAK - 11/15	0	0	0	0	0	0	0	0	0	0
vs. GB - 11/22	0	0	0	0	0	0	0	0	0	0
at ATL - 11/29	0	0	0	0	0	0	0	0	0	0
vs. SEA - 12/6	0	0	0	0	0	0	0	0	0	0
at AZ - 12/10	0	0	0	0	0	0	0	0	0	0
vs. CHI - 12/20	0	0	0	0	0	0	0	0	0	0
vs. NYG - 12/27	1	0	1	0	0	0	0	0	0	0
at GB - 1/3/16	0	0	0	0	0	0	0	0	0	0
<b>2015 ... GP/GS:16/0</b>	<b>1</b>	<b>0</b>	<b>1</b>	<b>0</b>	<b>0</b>	<b>0</b>	<b>0</b>	<b>0</b>	<b>0</b>	<b>0</b>

**PUNT RETURNS**

2011	No	Yds	Avg	FC	Lg	TD
at SD - 9/11	2	17	8.5	1	15	0
vs TB - 9/18	2	3	1.5	2	2	0
vs DET - 9/25	4	90	22.5	3	53	0
at KC - 10/2	1	12	12.0	1	12	0
vs ARI - 10/9*	2	45	22.5	1	23	0
at CHI - 10/16	1	0	0.0	1	0	0
vs GB - 10/23	2	12	6.0	0	10	0
at CAR - 10/30	3	2	0.7	0	9	0
at GB - 11/14	2	13	6.5	0	8	0
vs OAK - 11/20	5	38	7.6	0	15	0
at ATL - 11/27	3	5	1.7	0	7	0
vs DEN - 12/4	3	14	4.7	2	11	0
at DET - 12/11	2	22	11.0	2	12	0
vs NO - 12/18*	0	0	0.0	1	0	0
at WAS - 12/24*	1	4	4.0	1	4	0
vs CHI - 1/1	0	0	0.0	5	0	0
<b>2011</b>	<b>33</b>	<b>277</b>	<b>8.4</b>	<b>20</b>	<b>86t</b>	<b>0</b>

2013	No	Yds	Avg	FC	Lg	TD
at DET - 9/8	1	6	6.0	0	6	0
at CHI - 9/15	0	0	0.0	2	0	0
vs. CLE - 9/22	2	2	1.0	3	2	0
vs. PIT - 9/29*	1	0	0.0	2	0	0
vs. CAR - 10/13	0	0	0.0	2	0	0
at NYG - 10/21	4	119	29.8	2	86t	1
vs. GB - 10/27	0	0	0.0	0	0	0
at DAL - 11/3	2	35	17.5	3	26	0
vs. WAS - 11/7	2	34	17.0	0	20	0
at SEA - 11/17	0	0	0.0	3	0	0
at GB - 11/24	2	0	0.0	3	0	0
vs. CHI - 12/1	2	13	6.5	2	13	0
at BAL - 12/8	1	14	14.0	0	14	0
vs. PHI - 12/15*	1	13	13.0	1	13	0
at CIN - 12/22*	1	22	22.0	2	22	0
vs. DET - 12/29	3	77	25.7	1	50	0
<b>2013</b>	<b>22</b>	<b>335</b>	<b>15.2</b>	<b>26</b>	<b>86t</b>	<b>1</b>

2012	No	Yds	Avg	FC	Lg	TD
vs. JAC - 9/9	2	22	11.0	1	15	0
at IND - 9/16	5	51	10.2	0	14	0
vs. SF - 9/23	0	0	0.0	0	0	0
at DET - 9/30	1	77	77.0	3	77t	1
vs. TEN - 10/7	2	-1	-0.5	3	0	0
at WAS - 10/14	1	-2	-2.0	0	-2	0
vs. ARZ - 10/21	1	0	0.0	4	0	0
vs. TB - 10/25	3	31	10.3	0	16	0
at SEA - 11/4	3	1	0.3	0	2	0
vs. DET - 11/11	2	6	3.0	4	5	0
at CHI - 11/25	1	0	0.0	1	0	0
at GB - 12/2	2	1	0.5	2	1	0
vs. CHI - 12/9	0	0	0.0	5	0	0
at STL - 12/16	1	15	15.0	1	15	0
at HOU - 12/23	6	50	8.3	1	19	0
vs. GB - 12/30	2	36	18.0	0	25	0
<b>2012</b>	<b>32</b>	<b>287</b>	<b>9.0</b>	<b>25</b>	<b>86t</b>	<b>1</b>

**2012 PLAYOFFS**

at GB - 1/5/13	3	25	8.3	5	17	0
----------------	---	----	-----	---	----	---

2014	No	Yds	Avg	FC	Lg	TD
at STL - 9/7	1	6	6.0	2	6	0
vs. NE - 9/14	1	11	11.0	2	11	0
at NO - 9/21	4	11	2.8	0	13	0
vs. ATL - 9/28	2	39	19.5	2	24	0
at GB - 10/2	2	9	4.5	2	7	0
vs. DET - 10/12	3	37	12.3	2	16	0
at BUF - 10/19	2	23	11.5	2	12	0
at TB - 10/26	4	25	6.3	2	13	0
vs. WAS - 11/2	1	8	8.0	2	8	0
at CHI - 11/16	0	0	0.0	1	0	0
vs. GB - 11/23	1	5	5.0	1	5	0
vs. CAR - 11/30	2	45	22.5	0	26	0
vs. NYJ - 12/7	1	10	10.0	2	10	0
at DET - 12/14	2	37	18.5	4	35	0
at MIA - 12/21	0	0	0.0	1	0	0
vs. CHI - 12/28	1	31	31.0	1	31	0
<b>2014</b>	<b>27</b>	<b>297</b>	<b>11.0</b>	<b>26</b>	<b>35</b>	<b>0</b>

KICKOFF  
EXECUTIVES  
COACHES  
STAFF  
PLAYERS  
ROOKIES  
2016 SEASON  
RECORDS  
PLAYOFF RECORDS  
HISTORY  
EXTRA POINTS

2015.....	No	Yds	Avg	FC	Lg	TD
at SF - 9/14.....	2	9	4.5	1	9	0
vs. DET - 9/20.....	3	39	13.0	0	31	0
vs. SD - 9/27.....	3	38	12.7	1	20	0
at DEN - 10/4.....	1	7	7.0	0	7	0
vs. KC 10/18.....	2	14	7.0	2	8	0
at DET - 10/25.....	4	23	5.8	2	8	0
at CHI - 11/1.....	3	77	25.7	1	65t	1
vs. STL - 11/8.....	4	40	10.0	1	26	0
at OAK - 11/15.....	2	15	7.5	0	9	0
vs. GB - 11/22.....	1	0	0.0	1	0	0
at ATL - 11/29.....	2	3	1.5	0	3	0
vs. SEA - 12/6.....	2	24	12.0	0	15	0
at AZ - 12/10.....	1	0	0.0	1	0	0
vs. CHI - 12/20.....	0	0	0.0	3	0	0
vs. NYG - 12/27.....	1	1	1.0	2	1	0
at GB - 1/3/16.....	3	21	7.0	0	11	0
<b>2015.....</b>	<b>34</b>	<b>311</b>	<b>9.1</b>	<b>15</b>	<b>65t</b>	<b>1</b>
<b>2015 PLAYOFFS</b>						
vs. SEA - 1/10/16.....	2	7	3.5	0	10	0

2016.....	No	Yds	Avg	FC	Lg	TD
at TN - 9/11.....	3	10	3.3	1	12	0
vs. GB - 9/18.....	0	0	0.0	3	0	0
at CAR - 9/25.....	2	58	29.0	1	54t	1
vs. NYG - 10/3.....	2	13	6.5	1	8	0
vs. HOU 10/9.....	4	100	25.0	1	79t	1
at PHI - 10/23.....	2	9	4.5	1	9	0
at CHI - 10/31.....					INACTIVE	
vs. DET - 11/6.....	1	2	2.0	0	2	0
at WAS - 11/13.....					INACTIVE	
vs. ARI - 11/20.....	3	35	11.7	2	23	0
at DET - 11/24.....					INACTIVE	
vs. DAL - 12/7.....					INACTIVE	
at JAX - 12/11.....					INACTIVE	
vs. IND - 12/18.....	0	0	0.0	3	0	0
at GB - 12/24.....	2	20	10.0	3	20	0
vs. CHI - 1/1/17.....	2	45	22.5	1	36	0
<b>2016.....</b>	<b>21</b>	<b>292</b>	<b>13.9</b>	<b>17</b>	<b>79t</b>	<b>2</b>



#37

**TERRELL SINKFIELD**

**POSITION:** CORNERBACK  
**HEIGHT/WEIGHT:** 6-1/195  
**DOB:** 12-10-90  
**HOMETOWN:** MINNETONKA, MN

**COLLEGE:** NORTHERN IOWA  
**ACQUIRED:** FA '16  
**NFL SEASON:** 1  
**VIKINGS SEASON:** 1

**2016 GP/GS**  
7/6-CFL

**Career GP/GS**  
34/25-CFL

**Playoffs GP/GS**  
3/1-CFL

- Will transition to CB in 2017 after playing WR throughout his college and pro career.
- Played 3 seasons in the Canadian Football League with Toronto (2014), Hamilton (2014-15) and British Columbia (2016).
- Minnesota-born athlete attended Hopkins High.

**OFF THE FIELD** Earned degree in exercise science from Northern Iowa...Hosted a youth football camp along with other NFL players from the Twin Cities at North Commons Park in Minneapolis...Works with leadership non-profits in the Twin Cities...Has a pitbull named Hollywood...Enjoys fishing, yoga and pilates in his free time...Is the youngest of 4 children in his family and the only boy...Was in same high school class as former NBA player Royce White.

**PRO** Spent the 2016 offseason with the Vikings before being released during final cuts on 8/30/16...Spent 2016 with the British Columbia Lions of the CFL...Joined Vikings as a free agent on 1/23/16...Has NFL training camp and offseason program experience under his belt but has not been on practice squad or active roster in the NFL...Spent 2014 and 2015 seasons in the Canadian Football League...Originally signed as a rookie free agent with Miami Dolphins in 2013, joining team after the draft on 5/3/13.

**2016** Spent the 2016 offseason with the Vikings and was released during final cuts on 8/30...Signed by the BC Lions of the CFL on 9/19 and played in 7 games catching 16 catches 297 yards and 3 TDs...Also had 5 carries for 51 yards.

**2015** Started all 15 games he played for the Hamilton Tiger-Cats...Helped team advance to East Semi-Finals...Twice named Shaw CFL Top Performer of the Week - at Edmonton and vs. Toronto when he had 118 and 110 yards, respectively, with 2 TDs in each game...Set career-bests in receptions (69), receiving yards (1,030) and receiving TDs (6)...Ended season with 1,339 all-purpose yards...Posted 100+ receiving yards in 3 games...Had career-high 163 yards receiving vs. Saskatchewan (10/9) along with 118 at Edmonton (8/21) and 110 vs. Toronto (9/7)...

Had pair of career-high 8-catch games - at Montreal (10/18) and vs. Ottawa (11/1)...Played in East Semifinal playoff game vs. Toronto before leaving game with injury after 1 catch.

**2014** joined CFL ranks with Toronto on 3/16...Played in 5 games for the Argonauts before his release on 8/26...Signed by Hamilton on 9/4...Played in 7 games for Tiger-Cats and started 1.

**2013** Originally joined NFL as a rookie free agent with Miami on 5/3, following the NFL Draft...Released by Dolphins on 5/28...Joined Green Bay as a free agent on 6/11 and released on 7/18...Signed with Buffalo on 8/3, playing in 2 preseason games before his release on 8/18...Played at Indianapolis (8/11) and vs. Minnesota (8/16), facing his hometown club...Signed with N.Y. Giants on 8/21 and was released on 8/25...Did not sign with another team for remainder of his rookie season.

**COLLEGE** Saw action in 36 games for UNI...Helped Panthers capture the Missouri Valley Football Conference title as a sophomore and junior in 2010 and 2011...UNI advanced to the 2nd round of the national playoffs in 2011, ranked #2 going into the postseason before falling at Montana...The 2011 squad went 10-3 on the season...Capped career with 43 catches, 499 yards and 4 TDs as a senior...Hauled in 76 career passes for 1,097 yards and 10 TDs during Panthers career.

**PREP** Earned *Star Tribune* 3rd-Team All-Metro honors as a senior at Hopkins High...Ran for 831 yards and 10 TDs as a senior...Standout in track, going to state meet in the 100m and 4x100 and 4x200 relays.



## #78 JEREMIAH SIRLES

**POSITION:** TACKLE  
**HEIGHT/WEIGHT:** 6-6/315  
**DOB:** 8-8-91  
**HOMETOWN:** LAKEWOOD, CO

**COLLEGE:** NEBRASKA  
**ACQUIRED:** T (SD) '15  
**NFL SEASON:** 4  
**VIKINGS SEASON:** 3

**2016 GP/GS**  
14/10

**Career GP/GS**  
167/11 (2/1-SD, 14/10-MIN)

**Playoffs GP/GS**  
0/0

- Went from undrafted rookie free agent in 2014 to starting by end of his rookie campaign in San Diego.
- Started a career-high 10 games in 2016 - 9 at RT and 1 at LG.

**OFF THE FIELD** Married to Emma during 2016 offseason... Active with charity efforts through Team Jack, Tyson's Treasure Chest and fighting pediatric brain cancer...Earned degree in management in May 2012 from Nebraska and played his senior year as a grad student...Named 2nd-Team Academic All-Big 12 in 2010...Earned 3 spots on Nebraska Scholar-Athlete Honor Roll and 2-time Big 12 Commissioners Honor Roll selection... Named to Nebraska's Brook Berringer Citizenship team in 2012 and 2013...Active in community outreach programs throughout collegiate and pro career.

**PRO** Started his first game as a Viking vs. Houston (10/9) at RT...Acquired by Vikings via trade with San Diego on 9/6/15... Did not play in a game for Vikings in 2015, either inactive on game day or dressed but did not play...Moved from practice squad to 53-man roster in San Diego as a rookie in 2014...Played in 2 games and started 1 late in 2014 season...Signed with San Diego as a rookie free agent on 5/31/14.

**2016** Started a career-high 10 games, including starting at RT in Weeks 11-17...Started at LG for injured Alex Boone vs. Detroit (11/6)...Started at RT for the 2nd straight game at Philadelphia (10/23)...Started at RT, marking his 1st career start as a Viking, vs. Houston (10/9/16)...Played in the absence of injured RT Andre Smith vs. New York Giants (10/3)...Played in the absence of injured G Alex Boone at Carolina (9/25)...Saw 1st action as a Viking at Tennessee (9/11).

**2015** Inactive for 14 regular-season games and Wild Card Playoff matchup...Dressed for the 46-man game day roster but did not play vs. San Diego (9/27) and vs. Kansas City (10/18)... Acquired in trade from San Diego in final roster moves following preseason on 9/6...Went to training camp and through preseason with Chargers.

**2014** Played in 2 games and started 1 in his rookie season... Made 1st career start at Kansas City (12/28) at RG...Filled in for injured Johnnie Troutman at RG in 3rd quarter of game at San Francisco (12/20) in a 38-35 OT win for the Chargers on a Saturday night CBS national game, capping a furious 21-point comeback win, matching a team record for deficit overcome... Moved from practice squad to 53-man roster and was active but did not play for 3 weeks...Spent opening 11 weeks of season on Chargers practice squad...Released at the end of preseason and signed the following day to practice squad...Joined San Diego originally as a rookie free agent on 5/31, going through training camp and preseason.

**COLLEGE** Started 41 of his 53 career games played...Huskers moved to Big Ten in 2011, his sophomore season...All-Big Ten Honorable Mention as senior and 2nd-Team as a junior... Academic All-Big Ten as a senior...2013 Recipient of Nebraska's Guy Chamberlain Award, honoring the player who contributes to betterment of the University on and off the field...Started opening 8 games of senior year at LT and final 5 at RT...Started every game as a junior for Big Ten's top total offense...Did not start as sophomore after coming off spring shoulder injury... Started every game as redshirt freshman in 2010 at LT for Big 12 North champs...Redshirted in 2009.

**PREP** Earned All-Colorado honors as a junior and senior at Bear Creek High in the Denver suburb of Lakewood...Competed in basketball and track...Helped lead team to state basketball tournament as a senior.

### SIRLES' CAREER GAMES/STARTS

Year	GP/GS
2014 (SD)	2/1
2015 (Min)	0/0
Playoffs	0/0
2016 (Min)	14/10
<b>Totals</b>	<b>16/11</b>
Playoffs	0/0



Jeremiah Sirles coaching at a youth flag football camp hosted at the team's Winter Park facility.



## #22 HARRISON SMITH

**POSITION:** SAFETY  
**HEIGHT/WEIGHT:** 6-2/214  
**DOB:** 2-2-89  
**HOMETOWN:** KNOXVILLE, TN

**COLLEGE:** NOTRE DAME  
**ACQUIRED:** D1b (#29) '12  
**NFL SEASON:** 6  
**VIKINGS SEASON:** 6

**2016 GP/GS**  
14/14

**Career GP/GS**  
67/66

**Playoffs GP/GS**  
2/2

- Named to the **Pro Bowl** in each of the past 2 seasons.
- Set Vikings record in 2015 with his 4th career INT return TD, returning 4 of his 12 INTs for scores in his 4 NFL seasons.
- Enters 2016 ranking 9th all-time in Vikings history in tackles among DBs with 506 career tackles.

**OFF THE FIELD** Graduated with a management-entrepreneurship degree in 2011 and was enrolled in graduate studies program during his senior season...His aunt, Elaine Hendrix, is an actress and has appeared in such films and shows as *Friends*, *NCIS*, and *The Parent Trap*...Active with hospital visits to the U of M Masonic Children's Hospital and assisted with the Greenway Gridiron Gallop 5k race on Father's Day...Hosts annual Kickin' It With Harrison kickball event at Vikings Winter Park headquarters that welcomes participants from Big Brothers Big Sisters of the Twin Cities, an organization he supports year-round...Earned his pilot's license at a local Minnesota airport, attending classes and lessons during the offseason.

**HONORS** Named to **Pro Bowl** in 2015 and 2016...Named **All-Rookie** in 2012 by *Pro Football Weekly*/PFWA and National Football Post...Voted the **Vikings Rookie of the Year** in 2012.

**PRO** Signed contract extension in 2016 offseason...Earned **Pro Bowl** berths following the 2015 and 2016 seasons...Set Vikings record by returning his 4th career INT TD vs. N.Y. Giants (12/27/15), breaking old mark of 3 shared by 8 players...Ranks tied for 4th in team history for career sacks by a DB with 6.5...Ranks 6th in Vikings history with 276 career INT return yards...Led the team in tackles and interceptions in 2014...Tied for 3rd in the NFL with 5 INTs and 2nd in INT return yards with 150 in 2014...Only player in the NFL in 2014 with at least 3 sacks and 3 INTs...Career-long INT return at St. Louis (9/7/14) when taking an Austin Davis pass 81 yards for a TD...4 career INT return TDs is Vikings franchise record...His 3 INT returns of 50+ yards is a Vikings record...5 INTs in 2014 is most by a Vikings safety since Darren Sharper snagged 9 in 2005...Earned **All-Rookie** honors in 2012...Tied Vikings rookie record with 2 INT return TDs on the season and was 1 shy of the team record for a season...Returned 2 of his opening 3 NFL INTs for TDs...Became 1st Vikings rookie safety to start all 16 games in a season...Selected #29 overall in 2012 by the Vikings...Became just the 3rd Notre Dame player and 3rd DB chosen by the Vikings in the 1st round in team history.

**2016** Played through an ankle injury and totaled 104 tackles and 2.0 sacks in 14 games, all starts, while earning his 2nd career **Pro Bowl** nod...Returned from injury at Green Bay (12/24) and registered 4 solo tackles to surpass 500 tackles in his career...Posted 8 tackles (7 solo) and a TFL vs. Dallas (12/1)...Posted his 2nd double-digit tackle performance of the season, tallying 10 total tackles (9 solo) and his 2nd sack of the year vs. Arizona (11/20); his 7.5 career sacks are 2.0 sacks shy of setting the Vikings all-time record for sacks by a DB...Posted 11 tackles and recovered his 4th career fumble at Philadelphia (10/3)...Led the Vikings in tackles for the 2nd consecutive game, totaling 8 tackles and 1 pass defended vs. Houston (10/9)...Led the Vikings in tackles with 9 vs. NY Giants (10/3)...Had 6 tackles, and the 1st sack of the season at Carolina (9/25)...Had 9 tackles (6 solo), 1 TFL and 1 pass defended at Tennessee (9/11), the 1st game in his home state since high school...Had INT called back after a roughing the passer penalty against the Titans.

**2015** Named to **Pro Bowl** for 1st time in his career...Key part of Vikings defense that set the tone for NFC North Champions, ranking #5 in the NFL in scoring defense and jumped to #12 in the NFL in passing defense, #13 in total defense...Set Vikings record with 4th career INT return TD on his 12th career pick...Snared INTs off both Peyton and Eli Manning during the season...Started all 13 regular season games he played and Wild Card Playoff...Missed 3 games with injury...Sacked Matthew Stafford at Detroit (10/25) and shared sack of Aaron Rodgers at Green Bay (1/3/16) with DT Tom Johnson...Notched season-high 11 tackles vs. San Diego (9/27) and had season-high 8 solo stops vs. San Diego (9/27) and at Oakland (11/15).

**2014** Led the team with a career-high 5 INTs, that ranked tied for 3rd in the NFL and tied for 2nd in the NFC...His 150 INT return yards was 2nd best in the NFL...Led the team in tackles for the 1st time in his career...Career highs in tackles (120), solo tackles (82), sacks (3.0), TFLs (4.0) and INTs (5)...Was the only player in the NFL to have at least 3 INTs and 3 sacks...His 5 INTs were the most by a Vikings safety since Darren Sharper had 9 in 2005...Played a major role in improving the Vikings pass defense from 31st in 2013 to 7th in 2014...Career-long INT return for a TD Week 1 at St. Louis (9/7) when taking back an Austin Davis pass 81 yards for a TD, 9th longest INT return in team history...He is tied for the franchise record with 3 INTs returned for TD...His 3 INT returns of 50+ yards is a team record...Set a career-high in tackles vs. New England (9/14) with 13...His 2 TFLs vs. Carolina (11/30) was a career-high...3 passes defended against Drew Brees at New Orleans (9/21) was a career-high...Started all 16 games.

**2013** Averaged over 8 tackles per game, notching 66 in 8 games played...Returned to the field for the final 3 games of regular season, coming back vs. Philadelphia (12/15) in upset win over playoff-bound Eagles...Vikings went 2-1 in final 3 games of season...Missed 8 games as he recovered from injury yet finished 5th on team in tackles...Suffered injured toe vs. Carolina (10/13) and was placed on injured reserve for recall...Grabbed 2nd INT in consecutive games vs. Cleveland (9/22)...Snagged 1st INT of season at Chicago (10/15) when he picked off Jay Cutler...Started season opener at Detroit (9/8) and led DBs with 10 tackles...Intercepted multiple passes (2) for the 2nd time in his career, finishing 2nd on the team.

**2012** Impact rookie had record-setting debut...Started all 16 games and Wild Card playoff game...Tied Vikings rookie record with 2 INT-return TDs and was 1 shy of overall club record for a season...Ranked tied for 3rd in NFL with pair of INT-return scores and ranked 2nd among NFL rookies...Led all NFL safeties with 2 INTs return TDs...Ranked 2nd on team with 129 tackles and led team with 87 yards on INT returns while matching the team-high with 3 INTs...Set Vikings record with 16 starts by a rookie safety, passing previous high of 14 by Chuck Lamson in 1962...Ranks 3rd in INT return yards by a Vikings rookie...Had 10+ tackles in 5 games on the season and season-high 12 stops at Green Bay (12/2) and at St. Louis (12/16)...Notched lone sack at Houston (12/23), catching Matt Schaub.

**COLLEGE** Started in 47 of his 51 collegiate contests...Is the only player in Irish history to register more than 200 tackles (309), 15 TFLs (18.5) and 15 pass breakups (28) in a career...Was the lone captain of the 2011 Fighting Irish, an honor that has only been bestowed on 4 players at Notre Dame in the past 40 years...Split time at Notre Dame at outside linebacker and safety...Made 15 starts at LB before making the full-time switch to safety 6 games into the 2009 season...Started final 38 games...Ranks 2nd in ND history with 28 career pass breakups...Is 9th all-time with 309 career tackles...Had 3 INTs vs. Miami in 2010 Sun Bowl, setting ND single-game record.

**PREP** Named the Gatorade Player of the Year in Tennessee in 2006...Attended Knoxville Catholic High School...Honored as 2006 American General Tennessee Mr. Football Back of the Year after rushing for 1,340 yards and 19 TDs...Named 2006 Tennessee Class 3A All-State DB...East Tennessee HS Player of the Year in 2007...Earned Tennessee Class 3A 1st-team All-State honors as a junior...Played basketball.

### SMITH'S NFL TOTALS

Year	GP/GS	Tackles					INTs	PBU	TFL	QBH	FF/FR	Special Teams
		Solo	Asst.	Total	Sacks							
2012 (Min)	16/16	79	50	129	1.0	3 (87)	13	2	5	1/1	9	
Playoffs	1/1	7	1	8	0.0	0	0	2	0	0/0	0	
2013 (Min)	8/7	50	16	66	0.0	2 (4)	3	2	0	0/1	5	
2014 (Min)	16/16	82	38	120	3.0	5 (150)	9	4	3	1/0	1	
2015 (Min)	13/13	56	31	87	1.5	2 (35)	2	3	6	1/0	0	
Playoffs	1/1	3	1	4	0.0	0	1	1	0	0/0	0	
2016 (Min)	14/14	70	34	104	2.0	0	3	4	5	0/2	0	
<b>Totals</b>	<b>67/66</b>	<b>337</b>	<b>169</b>	<b>506</b>	<b>7.5</b>	<b>12 (276)</b>	<b>30</b>	<b>15</b>	<b>19</b>	<b>3/4</b>	<b>15</b>	
Playoffs	2/2	10	2	12	0.0	0	1	3	0	0/0	0	

### SINGLE-GAME CAREER HIGHS

Tackles	13	vs. New England, 9/14/14
Solo Tackles	10	2x, last vs. Washington, 11/27/14
Interception	1	12x, last vs. NY Giants, 12/27/15
Long INT Return	81	at St. Louis, 9/7/14
INT Return TDs	1	4x, last vs. NY Giants, 12/27/15
Sack	1.0	7x, last vs. Arizona, 11/20/16
Tackles For Loss	2.0	vs. Carolina, 11/30/14
QB Hurries	4	at Houston, 12/23/12
Passes Defensed	3	2x, last at New Orleans, 9/21/14
Forced Fumble	1	4x, last vs. Detroit, 9/20/15
Fumble Recovery	1	4x, last at Philadelphia, 10/23/16

### SMITH'S TOUCHDOWNS

<b>GAME</b>	<b>PLAY</b>
vs. Arizona, 10/21/12	31 INT return vs. Chicago, 12/9/12
@ St. Louis, 9/7/14	56 INT return vs. NY Giants, 12/27/15
<b>Total</b>	<b>4 (4 INTs)</b>

### SMITH'S INTERCEPTIONS

<b>GAME</b>	<b>QB</b>	<b>INT (Yds)</b>
vs. Arizona, 10/21/12	John Skelton	1 (31t)
@ Green Bay, 12/2/12	Aaron Rodgers	1 (0)
vs. Chicago, 12/9/12	Jay Cutler	1 (56t)
@ Chicago, 9/15/13	Jay Cutler	1 (0)
vs. Cleveland, 9/22/13	Brian Hoyer	1 (4)
@ St. Louis, 9/7/14	Austin Davis	1 (81t)
vs. Atlanta, 9/28/14	Matt Ryan	1 (1)
@ Green Bay, 10/2/14	Matt Flynn	1 (5)
@ Chicago, 11/16/14	Jay Cutler	1 (52)
@ Miami, 12/21/14	Ryan Tannehill	1 (11)
@ Denver, 10/4/15	Peyton Manning	1 (0)
vs. NY Giants, 12/27/15	Eli Manning	1 (35t)
<b>Total</b>	<b>12 (276)</b>	

### SMITH'S SACKS

<b>GAME</b>	<b>QB</b>	<b>SACK</b>
@ Houston, 12/23/12	T.J. Yates	1.0
@ St. Louis, 9/7/14	Austin Davis	1.0
vs. Carolina, 11/30/14	Cam Newton	1.0
vs. New York Jets, 12/7/14	Geno Smith	1.0
@ Detroit, 10/25/15	Matthew Stafford	1.0
@ Green Bay, 1/3/16	Aaron Rodgers	0.5
@ Carolina, 9/25/16	Cam Newton	1.0
vs. Arizona, 11/20/16	Carson Palmer	1.0
<b>Total</b>	<b>7.5</b>	

### HARASSIN' SMITH

Safety Harrison Smith set a Vikings record with his 4th career INT return TD, snapping the mark of 3 that was shared by 8 players. Smith's nose for the end zone has made him one of the top big-play defenders in the NFL since he entered the league in 2012.

### VIKINGS CAREER INTERCEPTIONS RETURNED FOR TDs

<b>PLAYER</b>	<b>TDs/INTs</b>
Harrison Smith	4/12
Darren Sharper	3/18
Jimmy Hitchcock	3/9
Dewayne Washington	3/10
Audray McMillian	3/19
Joey Browner	3/37
Bobby Bryant	3/51
Ed Sharockman	3/40
Rip Hawkins	3/12

### VIKINGS SEASON INTERCEPTIONS RETURNED FOR TDs

<b>PLAYER, YEAR</b>	<b>TDs</b>
Jimmy Hitchcock, 1998	3
Darren Sharper, 2005	2
Carl Lee, 1988	2
Dewayne Washington, 1994	2
Anthony Parker, 1994	2
Audray McMillian, 1992	2
<b>Harrison Smith, 2012</b>	<b>2</b>

### VIKINGS CAREER INT RETURNS OF 50+ YARDS

<b>PLAYER, YEAR</b>	<b>50+ RETURNS</b>
Harrison Smith, 2012-15	3 (56t, 81t, 52)
Charlie West, 1968-73	3 (89, 54, 50)

### VIKINGS SINGLE-SEASON SACKS BY DEFENSIVE BACKS

<b>PLAYER, YEAR</b>	<b>SACKS</b>
Robert Griffith, 1999	4
Harrison Smith, 2014	3
Brian Williams, 2003	3
Joey Browner, 1990	3
Tommy Hannon, 1979	3

### VIKINGS CAREER SACKS BY DEFENSIVE BACKS

<b>PLAYER</b>	<b>SACKS</b>
Joey Browner	9.5
Harrison Smith	7.5
Robert Griffith	7.5
Karl Kasulke	7.5
Antoine Winfield	6.5

### VIKINGS CAREER TACKLES BY DEFENSIVE BACKS

<b>PLAYER</b>	<b>YEAR</b>
Tommy Hannon	1,056
Joey Browner	987
Antoine Winfield	769
Robert Griffith	714
Carl Lee	702
Paul Krause	666
John Turner	553
Karl Kasulke	549
<b>Harrison Smith</b>	<b>506</b>



SMITH'S CAREER GAME-BY-GAME (\* starts)  
DEFENSE

2012	U	A	T	TFL	SK	QH	FF	FR	INT	PD	2015	U	A	T	TFL	SK	QH	FF	FR	INT	PD	
vs JAC - 9/9*	3	4	7	0	0.0	0	0	0	0	1	at SF - 9/14*	7	3	10	0	0.0	0	0	0	0	0	0
at IND - 9/16*	7	2	9	0	0.0	0	0	0	0	1	vs. DET - 9/20*	4	3	7	0	0.0	2	1	0	0	0	
vs SF - 9/23*	3	6	9	0	0.0	0	0	0	0	1	vs. SD - 9/27*	8	3	11	1	0.0	1	0	0	0	0	
at DET - 9/30*	3	2	5	0	0.0	0	0	0	0	3	at DEN - 10/4*	4	4	8	0	0.0	0	0	0	1	1	
vs TEN - 10/7*	2	0	2	0	0.0	0	0	1	0	0	vs. KC - 10/18*	3	2	5	0	0.0	0	0	0	0	0	
at WAS - 10/14*	1	3	4	0	0.0	0	0	0	0	1	at DET - 10/25*	4	4	8	1	1.0	0	0	0	0	0	
vs ARZ - 10/21*	5	4	9	0	0.0	0	0	0	1	1	at CHI - 11/1*	3	5	8	0	0.0	2	0	0	0	0	
vs TB - 10/25*	10	1	11	0	0.0	0	0	0	0	0	vs. STL - 11/8*	2	0	2	0	0.0	1	0	0	0	0	
at SEA - 11/4*	6	4	10	0	0.0	0	0	0	0	0	at OAK - 11/15*	8	2	10	0	0.0	0	0	0	0	0	
vs DET - 11/11*	4	3	7	0	0.0	0	0	0	0	0	vs. GB - 11/22*	3	2	5	0	0.0	0	0	0	0	0	
at CHI - 11/25*	5	2	7	1	0.0	0	0	0	0	0	at ATL - 11/29	INACTIVE										
at GB - 12/2*	8	4	12	0	0.0	0	0	0	1	1	vs. SEA - 12/6*	2	0	2	1	0.0	0	0	0	0	0	
vs CHI - 12/9*	4	3	7	0	0.0	1	0	0	1	1	at AZ - 12/10	INACTIVE										
at STL - 12/16*	8	4	12	0	0.0	0	0	0	0	0	vs. CHI - 12/20	INACTIVE										
at HOU - 12/23*	5	5	10	1	1.0	4	1	0	0	1	vs. NYG - 12/27*	3	3	6	0	0.0	0	0	0	1	1	
vs GB - 12/30*	5	3	8	0	0.0	0	0	0	0	2	at GB - 1/3/16*	5	0	5	0	0.5	0	0	0	0	0	
<b>2012</b> ...GP/GS:16/16...	<b>70</b>	<b>59</b>	<b>129</b>	<b>2</b>	<b>1.0</b>	<b>5</b>	<b>1</b>	<b>1</b>	<b>3</b>	<b>13</b>	<b>2015</b> ...GP/GS:13/13...	<b>56</b>	<b>31</b>	<b>87</b>	<b>3</b>	<b>1.5</b>	<b>6</b>	<b>1</b>	<b>0</b>	<b>2</b>	<b>2</b>	
<b>2012 PLAYOFFS</b>											<b>2015 PLAYOFFS</b>											
at GB - 1/5/13*	7	1	8	2	0.0	0	0	0	0	0	vs. SEA*	1/10/16*	3	1	4	1	0.0	0	0	0	0	1

2013	U	A	T	TFL	SK	QH	FF	FR	INT	PD	2016	U	A	T	TFL	SK	QH	FF	FR	INT	PD	
at DET - 9/8*	7	3	10	0	0.0	0	0	1	0	1	at TN - 9/11*	6	3	9	1	0.0	0	0	0	0	0	1
at CHI - 9/15*	8	3	11	0	0.0	0	0	0	1	1	vs. GB - 9/18*	5	3	8	0	0.0	0	0	0	0	0	
vs. CLE - 9/22*	6	0	6	1	0.0	0	0	0	1	1	at CAR - 9/25*	6	0	6	1	1.0	1	0	0	0	0	
vs. PIT - 9/29*	6	2	8	0	0.0	0	0	0	0	0	vs. NYG - 10/3*	6	3	9	0	0.0	0	0	0	0	0	
vs. CAR - 10/13*	3	3	6	0	0.0	0	0	0	0	0	vs. HOU - 10/9*	5	3	8	0	0.0	0	0	0	0	1	
at NYG - 10/21*	.....	INJURED RESERVED - DESIGNATED FOR RETURN									at PHI - 10/23*	4	7	11	0	0.0	0	0	1	0	0	
vs. GB - 10/27*	.....	INJURED RESERVED - DESIGNATED FOR RETURN									at CHI - 10/31*	4	2	6	0	0.0	0	0	0	0	0	
at DAL - 11/3*	.....	INJURED RESERVED - DESIGNATED FOR RETURN									vs. DET - 11/6*	5	4	9	0	0.0	1	0	0	0	0	
vs. WAS - 11/7*	.....	INJURED RESERVED - DESIGNATED FOR RETURN									at WAS - 11/13*	3	3	6	0	0.0	0	0	0	0	1	
at SEA - 11/17*	.....	INJURED RESERVED - DESIGNATED FOR RETURN									vs. ARI - 11/20*	9	1	10	1	1.0	1	0	0	0	0	
at GB - 11/24*	.....	INJURED RESERVED - DESIGNATED FOR RETURN									at DET - 11/24*	3	4	7	0	0.0	2	0	0	0	0	
vs. CHI - 12/1*	.....	INJURED RESERVED - DESIGNATED FOR RETURN									vs. DAL - 12/1*	7	1	8	1	0.0	0	0	0	0	0	
at BAL - 12/8*	.....	INJURED RESERVED - DESIGNATED FOR RETURN									at JAX - 12/11	INACTIVE										
vs. PHI - 12/15	.....	6	3	9	0	0.0	0	0	0	0	vs. IND - 12/18	INACTIVE										
at CIN - 12/22*	6	1	7	0	0.0	0	0	0	0	0	at GB - 12/24*	4	0	4	0	0.0	0	0	0	0	0	
vs. DET - 12/29*	8	1	9	1	0.0	0	0	0	0	0	vs. CHI - 1/1/17*	3	0	3	0	0.0	0	0	0	0	0	
<b>2013</b> ...GP/GS:8/7	<b>50</b>	<b>16</b>	<b>66</b>	<b>2</b>	<b>0.0</b>	<b>0</b>	<b>0</b>	<b>1</b>	<b>2</b>	<b>3</b>	<b>2016</b> ...GP/GS:14/14...	<b>70</b>	<b>34</b>	<b>104</b>	<b>4</b>	<b>2.0</b>	<b>5</b>	<b>0</b>	<b>1</b>	<b>0</b>	<b>3</b>	

2014	U	A	T	TFL	SK	QH	FF	FR	INT	PD
at STL - 9/7*	4	0	4	1	1.0	2	0	0	1	1
vs. NE - 9/14*	7	6	13	0	0.0	0	0	0	0	0
at NO - 9/21*	4	4	8	0	0.0	0	0	0	0	3
vs. ATL - 9/28*	5	4	9	0	0.0	0	0	0	1	1
at GB - 10/2*	6	1	7	0	0.0	0	0	0	1	1
vs. DET - 10/12*	2	2	4	0	0.0	0	0	0	0	0
at BUF - 10/19*	5	0	5	0	0.0	1	1	0	0	0
at TB - 10/26*	2	4	6	0	0.0	0	0	0	0	0
vs. WAS - 11/2*	10	2	12	0	0.0	0	0	0	0	0
at CHI - 11/16*	2	2	4	0	0.0	0	0	0	1	1
vs. GB - 11/23*	6	6	12	0	0.0	0	0	0	0	1
vs. CAR - 11/30*	6	2	8	2	1.0	0	0	0	0	0
vs. NYJ - 12/7*	7	2	9	1	1.0	0	0	0	0	0
at DET - 12/14*	8	0	8	0	0.0	0	0	0	0	0
at MIA - 12/21*	5	2	7	0	0.0	0	0	0	1	1
vs. CHI - 12/28*	3	1	4	0	0.0	0	0	0	0	0
<b>2014</b> ...GP/GS:16/16...	<b>82</b>	<b>38</b>	<b>120</b>	<b>4</b>	<b>3.0</b>	<b>3</b>	<b>1</b>	<b>0</b>	<b>5</b>	<b>9</b>



Harrison Smith hosts an annual "Kickin' it with Harrison" kickball game at the team's Winter Park facility for the Twin Cities chapter of the Big Brothers Big Sisters program. The event brings smiles to young people and those a little older who provide mentorship and friendship for their "little" brothers and sisters. Teammate and fellow DB Terence Newman joined Smith's kickball game in 2016.

KICKOFF  
EXECUTIVES  
COACHES  
STAFF  
PLAYERS  
ROOKIES  
2016 SEASON  
RECORDS  
PLAYOFF RECORDS  
HISTORY  
EXTRA POINTS



## #93 SHAMAR STEPHEN

**POSITION:** DEFENSIVE TACKLE  
**HEIGHT/WEIGHT:** 6-5/310  
**DOB:** 2-25-91  
**HOMETOWN:** WESTBURY, N.Y.

**COLLEGE:** CONNECTICUT  
**ACQUIRED:** D7a (#220) '14  
**NFL SEASON:** 4  
**VIKINGS SEASON:** 4

**2016 GP/GS**  
16/16

**Career GP/GS**  
37/19

**Playoffs GP/GS**  
0/0

- Started next to Pro Bowl DT Linval Joseph all 16 games in 2016.
- Notched 51 tackles, 2nd only to LB Anthony Barr among Vikings rookie defenders in 2014.

**OFF THE FIELD** Received bachelor's degrees in economics and sociology...Father served in U.S. Air Force...Participates in many Vikings community outreach efforts...Surname pronounced STEF-en.

**PRO** Has appeared in 37 games and started all 16 games during the 2016 campaign, totaling 19 for his career...Saw action in all 16 games and started 3 during rookie season...Drafted in the 7th round (#220 overall) in the 2014 NFL Draft...The 1st player from UConn drafted by the Vikings since RB Vince Clements (1971)...First of 3 Vikings 7th-round selections in 2014...One of the Vikings 7 defensive selections in 2014.

**2016** Started all 16 games for the 1st time in his career and collected a career-best 57 tackles...Registered a season-high 7 tackles (3 solo) vs. Indianapolis (12/18)...Posted 6 tackles (2 solo) and the first TFL of his career at Washington (11/13)...Had 5 tackles and a career-high 5 QB hurries at Carolina (9/25)...Started and had 5 tackles and a fumble recovery vs Green Bay (9/18)...Made his 4th career start in the season opener at Tennessee (9/11) and had 1 tackle.

**2015** Saw action in 5 games before being sidelined with toe injury that placed him on Injured Reserve...Played in each of opening 5 games of the season...Recovered 1st career fumble vs. Detroit (9/20), scooping up a Theo Riddick fumble forced by Harrison Smith...Had season-best 2 tackles vs. San Diego (9/27) in season-high 20 defensive snaps.

**2014** Only 1st-round LB Anthony Barr was more productive among Vikings rookie defenders...Played in all 16 games, the only Vikings rookie to do so, and started 3 times...Had a tackle in every game...Started 2nd career game vs. Carolina (11/30) and notched career-best 10 tackles, with 5 solo stops...Had season-high 4 QB hurries at Miami (12/21)...Played in season opener at St. Louis (9/7) and notched 2 tackles...Had 3 tackles and a QB hurry vs. New England (9/14)...Had season-high 4 tackles at New Orleans (9/21)...Matched season-high with 4 tackles vs. Detroit (10/12)...Made 1st career start vs. Green Bay (11/23), replacing Shariff Floyd at DT against the Packers, matching his career-best with 4 tackles in the game...Started vs. N.Y. Jets (12/7) and had 4 tackles with a QB hurry...Posted 2 tackles at Detroit (12/14).

### STEPHEN'S NFL TOTALS

Year	GP/GS	Tackles							FF/FR	Special Teams	
		Solo	Asst.	Total	Sacks	INTs	PBU	TFL			
2014 (Min)	16/3	28	23	51	0.0	0	0	0	7	0/0	0
2015 (Min)	5/0	1	3	4	0.0	0	0	0	0	0/1	0
2016 (Min)	16/16	27	30	57	0.0	0	0	1	10	0/1	0
<b>Totals</b>	<b>37/19</b>	<b>56</b>	<b>56</b>	<b>112</b>	<b>0.0</b>	<b>0</b>	<b>0</b>	<b>1</b>	<b>17</b>	<b>0/2</b>	<b>0</b>

### SINGLE-GAME CAREER HIGHS

Tackles.....10..... vs. Carolina, 11/30/14  
 Solo Tackles.....5..... vs. Carolina, 11/30/14  
 QB Hurries.....5..... at Carolina, 9/25/16  
 Fumble Recovery.....1..... vs. Detroit, 9/20/15  
 Tackles for Loss.....1..... at Washington 11/13/16

**COLLEGE** Started 30 of 46 games, including the final 22 games...Named 2nd-Team All-American Athletic Conference after recording 60 tackles, 3 sacks and 10 TFLs as a senior...Named Team MVP for 2013 season after being named Team Captain heading into the campaign...Participated in the 2014 Senior Bowl...Started final 10 games of 2012 season after missing the first 2 due to an injury...Registered 26 tackles, 4 passes defended and 2 TFLs as a junior...Earned Honorable Mention Freshman All-American honors as a redshirt freshman in 2010, recording 27 tackles, 4 TFLs and 2.0 sacks...Helped UConn to an 8-5 record and a berth in the Tostitos Fiesta Bowl in 2010...Named Defensive Scout Team Player of the Week during redshirt season in 2009...Faced Teddy Bridgewater 3 times during collegiate career, finishing with a 1-2 record.

**PREP** Two-sport standout at Long Island Lutheran (Brookville, New York) High School, playing football and basketball...Earned All-American Lutheran Team honors after guiding school to 7-2 record as a senior...Finished final prep year with 57 tackles, 12.0 sacks and 2 blocked kicks...Played 1 season of basketball with current Detroit Pistons player Tobias Harris.

## STEPHEN'S CAREER GAME-BY-GAME (\* starts)

## DEFENSE

2014.....U	A	T	TFL	SK	QH	FF	FR	INT	PD	2016.....U	A	T	TFL	SK	QH	FF	FR	INT	PD
at STL - 9/7.....1	1	2	0	0.0	0	0	0	0	0	at TN - 9/11*.....1	0	1	0	0.0	0	0	0	0	0
vs. NE - 9/14.....2	1	3	0	0.0	1	0	0	0	0	vs. GB - 9/18*.....3	2	5	0	0.0	0	0	1	0	0
at NO - 9/21.....2	2	4	0	0.0	1	0	0	0	0	at CAR - 9/25*.....1	4	5	0	0.0	5	0	0	0	0
vs. ATL - 9/28.....1	0	1	0	0.0	0	0	0	0	0	vs. NYG - 10/3*.....0	1	1	0	0.0	0	0	0	0	0
at GB - 10/2.....1	1	2	0	0.0	0	0	0	0	0	vs. HOU - 10/9*.....2	1	3	0	0.0	0	0	0	0	0
vs. DET - 10/12.....2	2	4	0	0.0	0	0	0	0	0	at PHI - 10/23*.....2	0	2	0	0.0	3	0	0	0	0
at BUF - 10/19.....1	1	2	0	0.0	0	0	0	0	0	at CHI - 10/31*.....1	1	2	0	0.0	0	0	0	0	0
at TB - 10/26.....2	2	4	0	0.0	0	0	0	0	0	vs. DET - 11/6*.....3	1	4	0	0.0	0	0	0	0	0
vs. WAS - 11/2.....0	1	1	0	0.0	0	0	0	0	0	at WAS - 11/13*.....2	4	6	1	0.0	0	0	0	0	0
at CHI - 11/16.....2	0	2	0	0.0	0	0	0	0	0	vs. ARI - 11/20*.....1	1	2	0	0.0	1	0	0	0	0
vs. GB - 11/23*.....2	2	4	0	0.0	0	0	0	0	0	at DET - 11/24*.....1	2	3	0	0.0	0	0	0	0	0
vs. CAR - 11/30*.....5	5	10	0	0.0	0	0	0	0	0	vs. DAL - 12/1*.....1	2	3	0	0.0	0	0	0	0	0
vs. NYJ - 12/7*.....2	2	4	0	0.0	1	0	0	0	0	at JAX - 12/11*.....3	1	4	0	0.0	1	0	0	0	0
at DET - 12/14.....2	0	2	0	0.0	0	0	0	0	0	vs. IND - 12/18*.....3	4	7	0	0.0	0	0	0	0	0
at MIA - 12/21.....2	2	4	0	0.0	4	0	0	0	0	at GB - 12/24*.....1	1	2	0	0.0	0	0	0	0	0
vs. CHI - 12/28.....1	1	2	0	0.0	0	0	0	0	0	vs. CHI - 1/1/17*.....2	5	7	0	0.0	0	0	0	0	0
2014.... GP/GS:16/3.....23	23	51	0	0.0	7	0	0	0	0	2016...GP/GS:16/16.....27	30	57	1	0.0	10	0	1	0	0

2015.....U	A	T	TFL	SK	QH	FF	FR	INT	PD
at SF - 9/14.....0	0	0	0	0.0	0	0	0	0	0
vs. DET - 9/20.....0	1	1	0	0.0	0	0	1	0	0
vs. SD - 9/27.....0	2	2	0	0.0	0	0	0	0	0
at DEN - 10/4.....0	0	0	0	0.0	0	0	0	0	0
vs. KC - 10/18.....1	0	1	0	0.0	0	0	0	0	0
at DET - 10/25.....	INJURED RESERVE								
at CHI - 11/1.....	INJURED RESERVE								
vs. STL - 11/8.....	INJURED RESERVE								
at OAK - 11/15.....	INJURED RESERVE								
vs. GB - 11/22.....	INJURED RESERVE								
at ATL - 11/29.....	INJURED RESERVE								
vs. SEA - 12/6.....	INJURED RESERVE								
at AZ - 12/10.....	INJURED RESERVE								
vs. CHI - 12/20.....	INJURED RESERVE								
vs. NYG - 12/27.....	INJURED RESERVE								
at GB - 1/3/16.....	INJURED RESERVE								
2015.... GP/GS:5/0.....1	3	4	0	0.0	0	0	1	0	0



## #90 WILL SUTTON

**POSITION:** DEFENSIVE TACKLE  
**HEIGHT/WEIGHT:** 6-1/290  
**DOB:** 10-3-91  
**HOMETOWN:** CORONA, CA

**COLLEGE:** ARIZONA STATE  
**ACQUIRED:** FA '17  
**NFL SEASON:** 4  
**VIKINGS SEASON:** 1

**2016 GP/GS**  
8/6

**Career GP/GS**  
36/18

**Playoffs GP/GS**  
0/0

\* Notched 20 tackles in 2016 before landing on Injured Reserve for the last 7 games due to an ankle injury.

**OFF THE FIELD** His father, Mickey, played defensive back and punt returner for the Los Angeles Rams (1986-88, '90), the Green Bay Packers (1989) and the Buffalo Bills (1989).

**PRO** Prior to joining the Vikings, Sutton appeared in 36 games with 18 starts for the Bears (2014-16), recording 82 tackles, 5.5 TFLs and 7 pass breakups... Made NFL debut on Sept. 7, 2014 vs. Buffalo... Made 1st NFL start on Sept. 23, 2014 at the New York Jets.

**2016** Played in 8 games while collecting 6 starts...Registered season highs in total tackles (6) and solo tackles (5) at Dallas (9/25)...He followed that performance up with another 6-tackle

game vs. Detroit (10/2)...Sutton finished the season with 20 tackles, 1 pass breakup and 1.0 TFL...Missed the last 7 games of the season on Injured Reserve after suffering an ankle injury.

**2015** Appeared in 13 contests (Games 1-3, 6-10 & 12-16) with 7 starts (Games 1-3, 7, 9-10 & 16), recording 37 tackles (career-high), 2 TFLs and 4 pass breakups (career-high)... Did not play in Game 4; Inactive Game 5 (elbow injury) and Game 11 (coach's decision).

**2014** Saw action in 15 contests, starting 5 games at defensive tackle (Games 3-5 and 12-13)...5 starts were tied for 3rd amongst Bears rookies...Recorded 25 tackles - including 2.5 TFLs - 3 QB pressures and 2 pass breakups...2.5 TFLs ranks 2nd amongst Bears rookies... Inactive Game 15 due to illness.

**COLLEGE** Only the 2nd player to be named Pat Tillman Pac-12 Defensive Player of the Year twice...Finished with 161 career tackles, including 45.5 for loss, good for 8th all-time at

ASU...20.5 career sacks rank as the 7th most in school history... Saw action in 51 games, with 34 starts...In 2012, he and former teammate, Carl Bradford, became just the 1st duo in school history to post double-digit sacks in the same season since 1994...Combined with Bradford for 44 tackles for loss in 2012, the most for a duo in ASU history and the first duo to record 20+ TFLs since Al Harris (22) and Bob Kohrs (20) in 1978...Named the Mike Haynes Defensive MVP and earned the Frank Kush Captains Award at the 2013 team banquet.

**PREP** A graduate of Centennial High School (Corona, California)...Ranked as the No. 33 defensive tackle in the country by Scout.com...Regarded as the top defensive tackle in the state of California by ESPN Scouts, Inc....Played in the 2009 Offense-Defense All-American Bowl in Myrtle Beach, South Carolina...Totaled 101 tackles (23 solo) as a senior...Led the Huskies with 11.5 quarterback sacks...Blocked 4 punts and recovered 1 fumble...Registered 48 tackles as a junior...Added 2.5 quarterback sacks and 1 fumble recovery.

### SUTTON'S NFL TOTALS

Year.....	GP/GS	Tackles								Special	
		Solo	Asst.	Total	Sacks	INTs	PBU	TFL	QBH	FF/FR	Teams
2014 (Chi).....	15/5	21	4	25	0.0	0	2	2.5	0	0/0	0
2015 (Chi).....	13/7	20	17	37	0.0	0	4	2.0	2	0/0	0
2016 (Chi).....	8/6	13	7	20	0.0	0	1	1.0	0	0/0	0
<b>Totals .....</b>	<b>36/18</b>	<b>54</b>	<b>28</b>	<b>82</b>	<b>0.0</b>	<b>0</b>	<b>7</b>	<b>5.5</b>	<b>2</b>	<b>0/0</b>	<b>0</b>


### SINGLE-GAME CAREER HIGHS

Tackles..... 6..... vs. Detroit, 10/2/16  
 Solo Tackles.....5..... at Dallas, 9/25/16  
 QB Hurries .....1..... at St. Louis, 11/15/16  
 Tackles for Loss .....1..... vs. Philadelphia 9/19/16

### SUTTON'S CAREER GAME-BY-GAME (\* starts) DEFENSE

2014.....	U	A	T	TFL	SK	QH	FF	FR	INT	PD	2016.....	U	A	T	TFL	SK	QH	FF	FR	INT	PD	
vs. BUF - 9/7 .....	1	0	1	0	0.0	0	0	0	0	0	at HOU - 9/11.....	INACTIVE										
at SF - 9/14 .....	0	1	1	0	0.0	0	0	0	0	0	vs. PHI - 9/19.....	1	2	1	0.0	0	0	0	0	0	0	0
at NYJ - 9/22* .....	2	2	4	1	0.0	0	0	0	0	0	at DAL - 9/25*.....	5	1	6	0	0.0	0	0	0	0	0	1
vs. GB - 9/28* .....	2	0	2	0	0.0	0	0	0	0	0	vs. DET - 10/2* .....	4	2	6	0	0.0	0	0	0	0	0	0
at CAR - 10/5* .....	3	0	3	0	0.0	0	0	0	0	0	at IND - 10/9* .....	0	0	0	0	0.0	0	0	0	0	0	0
at ATL - 10/12 .....	0	0	0	0	0.0	0	0	0	0	1	vs. JAX - 10/16*.....	0	1	1	0	0.0	0	0	0	0	0	0
vs. MIA - 10/19 .....	2	0	2	0	0.0	0	0	0	0	0	at GB - 10/20 .....	0	0	0	0	0.0	0	0	0	0	0	0
at NE - 10/26 .....	3	0	3	1	0.0	0	0	0	0	0	vs. MIN - 10/31*.....	1	0	1	0	0.0	0	0	0	0	0	0
at GB - 11/9 .....	1	0	1	0	0.0	0	0	0	0	0	at TB - 11/13* .....	2	2	4	0	0.0	0	0	0	0	0	0
vs. MIN - 11/16 .....	0	1	1	0	0.0	0	0	0	0	0	at NYG - 11/20.....	INJURED RESERVE										
vs. TB - 11/23 .....	1	1	2	0	0.0	0	0	0	0	0	vs. TEN - 11/27.....	INJURED RESERVE										
at DET - 11/27* .....	1	1	2	0.5	0.0	0	0	0	0	1	vs. SF - 12/4.....	INJURED RESERVE										
vs. DAL - 12/4* .....	1	0	1	0	0.0	0	0	0	0	0	at DET - 12/11.....	INJURED RESERVE										
vs. NO - 12/15 .....	2	0	2	0	0.0	0	0	0	0	0	vs. GB - 12/18.....	INJURED RESERVE										
vs. DET - 12/21.....	INACTIVE										vs. WAS - 12/24 .....	INJURED RESERVE										
at MIN - 12/28 .....	0	0	0	0	0.0	0	0	0	0	0	at MIN - 1/1/17.....	INJURED RESERVE										
<b>2014 ....GP/GS:15/5.....</b>	<b>21</b>	<b>4</b>	<b>25</b>	<b>2.5</b>	<b>0.0</b>	<b>0</b>	<b>0</b>	<b>0</b>	<b>0</b>	<b>2</b>	<b>2016....GP/GS:8/6.....</b>	<b>13</b>	<b>7</b>	<b>20</b>	<b>1</b>	<b>0.0</b>	<b>0</b>	<b>0</b>	<b>0</b>	<b>0</b>	<b>0</b>	<b>1</b>

2015.....	U	A	T	TFL	SK	QH	FF	FR	INT	PD
vs. GB - 9/13* .....	0	3	3	0	0.0	0	0	0	0	0
vs. ARI - 9/20* .....	1	1	2	0	0.0	0	0	0	0	0
at SEA - 9/27* .....	0	2	2	0	0.0	1	0	0	0	0
vs. OAK - 10/4 .....	DID NOT PLAY									
at KC - 10/11 .....	INACTIVE									
at DET - 10/18 .....	1	0	1	0	0.0	0	0	0	0	0
vs. MIN - 11/1* .....	1	1	2	0	0.0	0	0	0	0	1
at SD - 11/9 .....	1	0	1	0	0.0	0	0	0	0	1
at STL - 11/15* .....	2	0	2	1	0.0	1	0	0	0	0
vs. DEN - 11/22* .....	2	4	6	0	0.0	0	0	0	0	0
at GB - 11/26 .....	INACTIVE									
vs. SF - 12/6 .....	4	1	5	0	0.0	0	0	0	0	0
vs. WAS - 12/13.....	3	1	4	1	0.0	0	0	0	0	1
at MIN - 12/20.....	2	2	4	0	0.0	0	0	0	0	0
at TB - 12/27 .....	1	1	2	0	0.0	0	0	0	0	1
vs. DET - 1/3/16* .....	2	1	3	0	0.0	0	0	0	0	0
<b>2015 ....GP/GS:13/7.....</b>	<b>20</b>	<b>17</b>	<b>37</b>	<b>2</b>	<b>0.0</b>	<b>2</b>	<b>0</b>	<b>0</b>	<b>0</b>	<b>4</b>



## #19 ADAM THIELEN

**POSITION:** WIDE RECEIVER  
**HEIGHT/WEIGHT:** 6-2/200  
**DOB:** 8-22-90  
**HOMETOWN:** DETROIT LAKES, MN

**COLLEGE:** MINNESOTA STATE  
**ACQUIRED:** UDFA '13  
**NFL SEASON:** 4  
**VIKINGS SEASON:** 4

**2016 GP/GS**  
16/10

**Career GP/GS**  
48/14

**Playoffs GP/GS**  
1/0

• Led the Vikings in receiving yards with 967 in 2016, becoming the only Minnesota native in team history to do so.

• Hauled in 12 catches for 202 yards and 2 TDs at Green Bay on 12/24/16, the 4th-most ever by a Viking in a single game and the highest ever by a Viking against Green Bay.

**OFF THE FIELD** Majored in management and earned bachelor's degree from MSU...Married to college sweetheart, Caitlin, who played soccer at MSU, in May of 2015 and the couple had their first child, Asher, born in October of 2016...Joins Michael Floyd (St. Paul), Isaac Fruechte (Caledonia), C.J. Ham (Duluth), Marcus Sherels (Rochester) and Terrell Sinkfield (Minnetonka) as Minnesotans on the Vikings roster in 2017...Avid golfer, spends time golfing in Arizona and Florida in the offseason...A Detroit Lakes, Minnesota native, was a 4-sport standout athlete in HS for the Lakers (football, basketball, baseball, golf)... Helped his team to a state championship on the golf course... Active in Vikings community relations efforts, including work with the Humane Society with his wife, as well as attending the annual Vikings Arctic Blast in Thief River Falls and Winterfest in Duluth...Hosts youth football camps in the Twin Cities and his hometown Detroit Lakes...Opened a gym, ETS Elite Thielen during the 2016 offseason in Lakeville, Minnesota, just south of the Twin Cities.

**HONORS** 2015 Vikings Special Teams Player of the Year...**NFC Special Teams Player of the Week** vs. Carolina (11/30/14).

**PRO** Detroit Lakes, native had a breakout season in 2016 after playing mostly on special teams early in his career, setting career-highs in receptions (69), receiving yards (967), 100-yard games (3) and receiving touchdowns (5)...Signed an extension with the Vikings during the 2017 offseason...Turned in the best game of his young career at Green Bay (12/24/16) with 12 receptions for 202 yards and 2 TDs, the only Viking with 12+ receptions against the Packers...Has 3 career 100+ yard receiving games...Played in all 16 games for the Vikings the past 3 seasons...Named Vikings **Vikings Special Teams Player of the Year** in 2015...Earned **NFC Special Teams Player of the Week** honors after scoring his first NFL TD against the Carolina Panthers (11/30/14), blocking a Brad Nortman punt and returning it 30 yards for a TD...Became the 4th player to block a punt and return it for a TD in Vikings history...Hauled in his 1st receiving TD Week 17 against Chicago (12/28/14), a 44-yard pass from Teddy Bridgewater, marking the game's only TD...Continued to develop throughout 2013 season and spent all 16 weeks on Vikings practice squad...Earned invitation to continue with team following 2013 Vikings rookie camp and earned rookie free agent contract...Competed in scouting regional in Chicago and Dallas that led to his invite to the Vikings rookie camp in 2013.

**2016** Turned in a banner year with career-highs in receptions (69), receiving yards (967) and touchdowns (5) as he quickly

developed a rapport with new Vikings QB Sam Bradford...His 967 receiving yards led the team, and his 3 100-yard receiving games was tied with Stefon Diggs for the team lead...Turned in the best game of his young career at Green Bay (12/24) with 12 receptions for 202 yards and 2 TDs, the 3rd Viking to haul in 200+ yards and the first Viking with 12+ receptions against the Packers...Registered the 2nd 100-yard receiving game of his career with 101 yards on 4 catches at Jacksonville (12/11) as well as moving over the 1,000 receiving yards mark for his career...Set a then career-high with 8 receptions for 53 yards at Detroit (11/24)...Caught 4 passes for 68 yards vs. Detroit including 3 passes for 52 yards on the final drive of the 4th quarter...Started and set new career bests in receptions (7) and receiving yards (127), as well as scoring his 3rd career receiving TD vs Houston (10/9)...Caught 3 passes for 29 yards at Carolina (9/25), including a diving, 1-handed, 19-yard reception in the 4th quarter converting on a key 3rd down...Also had 1 special teams stop against the Panthers...Tied for the team lead with 2 special teams tackles and caught 4 passes for 54 yards at Tennessee (9/11).

**2015** Took over leadership role on special teams and played in every phase...Honored as **Vikings Special Teams Player of the Year**...Ranked tied for 2nd in special teams tackles with 10...Notched 1st career rushing attempts, posting best offensive day in regular-season finale at Green Bay (1/3/16) when the Vikings clinched NFC North title at Lambeau Field, wrestling the crown away from the Packers after a 4-year run as champs...Ran for 67 yards on 2 carries, with a long of 41 on a fake punt, at Green Bay and added a 16-yard catch, ranking tied for 2nd in Vikings history for rushing yards in a game by a WR with the effort...Hauled in career-high 6 passes for 70 yards at eventual Super Bowl champions Denver (10/4)...Had season-long 30-yard catch at Detroit (10/25).

**2014** Earned a spot on the 53-man roster to start the 2014 campaign...Made NFL debut at St. Louis (9/7)...A special teams ace, finished tied for 2nd in special teams tackles, totaling 12 on the season...Named **NFC Special Teams Player of the Week** after blocking a punt against Carolina (11/30) and returning it 30 yards to paydirt, at the time was the longest blocked punt returned for a TD in team history, a record that was broken in the same game by DE Everson Griffen...1st NFL reception came at Green Bay (10/2), led the team in receiving that game, finishing with 4 receptions for 57 yards...Recorded 1st NFL receiving TD Week 17 vs. the Bears (12/28), a 44-yard strike from QB Teddy Bridgewater, marking the game's only TD.

**2013** Earned practice squad position throughout entire season...Saw preseason action with Vikings at WR and on special teams...Was signed on 5/6 to rookie free agent contract following Vikings rookie camp when unsigned rookies are invited to practice with draft choices and rookie free agent signings to showcase their ability...Released on 8/31 and signed on 9/1 to the Vikings practice squad for the remainder of the season.

**COLLEGE** Started 37 of his 46 career games at Minnesota State...Ended college career ranked #2 in school history in receptions (198), 3rd in receiving yards (2,802), 3rd in receiving TDs (20), 3rd in punt return yards (582) and 3rd in punt returns (57)...Had 74 receptions for 1,176 yards and 8 TDs as a senior...Named 1st-Team All-Northern Sun Conference South Division as a senior and 2nd-Team as a junior...Helped lead the Mavericks to a 13-1 record and a national semifinal berth as a senior...7th MSU Alumni to play in the NFL, joining Bob Bruer (1979-80 with San Francisco; 1980-83 with Minnesota) and Tywan Mitchell (2000-01 with Arizona) as the only 3 former Mavericks to play in a non-lockout NFL regular season.

**PREP** 4-sport standout at Detroit Lakes High in Northern Minnesota, competing in football, basketball, golf and baseball...Helped team to a 9-1 mark as a senior and named All-State...Member of Lakers state champs golf team...Played basketball for the Lakers and considered playing collegiately.



Adam and his wife, Caitlin, partnered with his trainer, Ryan Englebret, and his wife, Heidi, to open ETS South Metro located in Lakeview.

### THIELEN'S NFL TOTALS

Year	GP/GS	RUSHING					RECEIVING					
		No.	Yds.	Avg.	Lg	TD	No.	Yds.	Avg.	Lg	TD	STT
2014 (Min)	16/2	0	0	0.0	0	0	8	137	17.1	44t	1	12
2015 (Min)	16/2	4	89	22.3	41	0	12	144	12.0	30	0	10
Playoffs	1/0	0	0	0.0	0	0	0	0	0.0	0	0	0
2016 (Min)	16/10	2	15	7.5	11	0	69	967	14.0	71t	5	3
<b>Total</b>	<b>48/14</b>	<b>6</b>	<b>104</b>	<b>17.3</b>	<b>41</b>	<b>0</b>	<b>89</b>	<b>1,248</b>	<b>14.0</b>	<b>71t</b>	<b>6</b>	<b>25</b>
Playoffs	1/0	0	0	0.0	0	0	0	0	0.0	0	0	0

### SINGLE-GAME CAREER HIGHS

Receptions	12	at Green Bay, 12/24/16
Receiving Yards	202	at Green Bay, 12/24/16
Long Reception	71t	at Green Bay, 12/24/16
TD Receptions	2	at Green Bay, 12/24/16
Rushes	2	at Green Bay, 1/3/16
Rushing Yards	67	at Green Bay, 1/3/16
Long Rush	41	at Green Bay, 1/3/16
Special Teams Tackles	3	at Chicago, 11/16/14
Blocked Punt Return	1	vs. Carolina, 11/30/14
Long Blocked Punt Return	30t	vs. Carolina, 11/30/14
Kickoff Return	1	3x, last at Green Bay, 12/24/16
Long Kickoff Return	21	vs. Green Bay, 11/23/14
Punt Return	2	2x, last vs. Dallas, 12/1/16
Long Punt Return	9	at Jacksonville, 12/11/16

### THIELEN GOOD

Adam Thielen took another stride in 2016 as a playmaker for the Vikings offense and has consistently showed up in his 3rd season in the NFL.

#### VIKINGS CATCHES OF 20+ YARDS IN 2016

PLAYER	20+ RECEPTIONS
Adam Thielen	16
Stefon Diggs	10
Kyle Rudolph	10

#### VIKINGS GAMES WITH 100+ RECEIVING YARDS IN 2016

PLAYER	100+ RECEIVING YARD GAMES
Stefon Diggs	3 (at Ten, vs. GB, at Was)
Adam Thielen	3 (vs. Hou, at Jax, at GB)

#### VIKINGS RECEPTIONS FOR 1ST DOWN

PLAYER	1ST DOWN RECEPTIONS
Kyle Rudolph	50
Stefon Diggs	48
Adam Thielen	45

### THIELEN'S TOUCHDOWNS

GAME	PLAY
vs. Carolina, 11/30/14	30-yard blocked punt return
vs. Chicago, 12/28/14	44-yard catch from Bridgewater
vs. Houston, 10/9/16	36-yard catch from Bradford
at Washington, 11/13/16	1-yard catch from Bradford
vs. Arizona, 11/20/16	16-yard catch from Bradford
at Green Bay, 12/24/16	71-yard catch from Bradford
	8-yard catch from Bradford
<b>Total</b>	<b>7 (1 BPR, 6 receiving)</b>

### VIKINGS 200-YARD RECEIVING DAYS

PLAYER / GAME	Yds/Rec/TD
Sammy White, 11/7/76	210/7/2
Randy Moss, 11/14/99	204/12/0
<b>Adam Thielen, 12/24/16</b>	<b>202/12/2</b>
Paul Flatley, 10/24/65	202/7/2
Sidney Rice, 11/15/09	201/7/0

### THIELEN'S 100-YARD GAMES (3)

Game	Yds/Rec/TD
10/9/16 vs. Houston	127/7/1
12/11/16 at Jacksonville	101/4/0
12/24/16 at Green Bay	202/12/2

THIELEN'S CAREER GAME-BY-GAME (\* starts)

RECEIVING						
2014.....	MINNESOTA.....	No.	Yards	Avg.	Long	TD
9/7	@ St. Louis	0	0	0	0	0
9/14	New England	0	0	0	0	0
9/21	@ New Orleans*	0	0	0	0	0
9/28	Atlanta	0	0	0	0	0
10/2	@ Green Bay	4	57	14.3	17	0
10/12	Detroit	0	0	0	0	0
10/19	@ Buffalo*	0	0	0	0	0
10/26	@ Tampa Bay	0	0	0	0	0
11/2	Washington	0	0	0	0	0
11/16	@ Chicago	0	0	0	0	0
11/23	Green Bay	0	0	0	0	0
11/30	Carolina	0	0	0	0	0
12/7	New York Jets	0	0	0	0	0
12/14	@ Detroit	0	0	0	0	0
12/21	@ Miami	1	12	12.0	12	0
12/28	Chicago	3	68	22.6	44t	1
<b>Totals .. GP/GS: 16/2</b>		<b>8</b>	<b>137</b>	<b>17.1</b>	<b>44t</b>	<b>1</b>

CAN'T FIGHT THIS THIELEN ANYMORE

Adam Thielen has shown a knack for making big plays in big situations during his Vikings career. He has excelled on special teams, receiving and rushing the ball.

**MOST RUSHING YARDS IN A GAME BY VIKINGS WRs**

PLAYER, GAME	YARDS
Cordarrelle Patterson, at St. Louis, 9/7/14	102
<b>Adam Thielen, at Green Bay, 1/3/16</b>	<b>67</b>
Percy Harvin, at Kansas City, 10/2/11	67

**LONGEST VIKINGS FAKE PUNTS**

PLAYER, GAME	YARDS
Andrew Sendejo, at Chicago, 9/7/14	48 run
Bobby Walden, vs. San Francisco, 10/30/66	45 run
<b>Adam Thielen, at Green Bay, 1/3/16</b>	<b>41 run</b>

**LONGEST BLOCKED PUNT RETURN TDs BY VIKINGS**

PLAYER, GAME	YARDS
Everson Griffen, vs. Carolina, 11/30/14	43t
<b>Adam Thielen, vs. Carolina, 11/30/14</b>	<b>30t</b>
Nate Allen, vs. NY Giants, 10/17/76	28t

RECEIVING						RUSHING					
2015 .....	MINNESOTA.....	No.	Yards	Avg.	Long	TD	Att.	Yards	Avg.	Long	TD
9/14	@ San Francisco	0	0	0.0	0	0	0	0	0.0	0	0
9/20	Detroit	0	0	0.0	0	0	0	0	0.0	0	0
9/27	San Diego	2	16	8.0	11	0	0	0	0.0	0	0
10/4	at Denver	6	70	11.7	18	0	0	0	0.0	0	0
10/18	Kansas City	0	0	0.0	0	0	0	0	0.0	0	0
10/25	@ Detroit	1	30	30.0	30	0	0	0	0.0	0	0
11/1	@ Chicago	0	0	0.0	0	0	0	0	0.0	0	0
11/8	St. Louis	0	0	0.0	0	0	0	0	0.0	0	0
11/15	@ Oakland	0	0	0.0	0	0	1	14	14.0	14	0
11/22	Green Bay	0	0	0.0	0	0	0	0	0.0	0	0
11/29	@ Atlanta	0	0	0.0	0	0	0	0	0.0	0	0
12/6	Seattle	0	0	0.0	0	0	0	0	0.0	0	0
12/10	@ Arizona	1	7	7.0	7	0	0	0	0.0	0	0
12/20	Chicago*	0	0	0.0	0	0	1	8	8.0	8	0
12/27	NY Giants*	1	5	5.0	5	0	0	0	0.0	0	0
1/3/16	@ Green Bay	1	16	16.0	16	0	2	67	33.5	41	0
<b>Totals .....</b>	<b>GP/GS: 16/2</b>	<b>12</b>	<b>144</b>	<b>12.0</b>	<b>30</b>	<b>0</b>	<b>4</b>	<b>89</b>	<b>22.3</b>	<b>41</b>	<b>0</b>
<b>PLAYOFFS</b>											
1/10/16	Seattle	0	0	0.0	0	0	0	0	0.0	0	0

RECEIVING						
2016 .....	MINNESOTA.....	No.	Yards	Avg.	Long	TD
9/11	@ Tennessee	4	54	13.5	21	0
9/18	vs. Green Bay*	4	41	10.3	15	0
9/25	@ Carolina	3	29	9.7	19	0
10/3	vs. NY Giants	2	21	10.5	18	0
10/9	vs. Houston*	7	127	18.1	36t	1
10/23	@ Philadelphia*	2	52	26.0	27	0
10/31	@ Chicago	3	40	13.3	21	0
11/6	vs. Detroit*	4	68	17.0	29	0
11/13	@ Washington	3	21	7.0	11	1
11/20	vs. Arizona*	5	65	13.0	22	1
11/24	@ Detroit*	8	53	6.6	10	0
12/1	vs. Dallas	7	86	12.3	23	0
12/11	@ Jacksonville*	4	101	25.3	41	0
12/18	vs. Indianapolis*	0	0	0.0	0	0
12/24	@ Green Bay*	12	202	16.8	71t	2
1/1/17	vs. Chicago*	1	7	7.0	7	0
<b>Totals .. GP/GS: 16/10</b>		<b>69</b>	<b>967</b>	<b>14.0</b>	<b>71t</b>	<b>5</b>



#11

**LAQUON TREADWELL**

**POSITION:** WIDE RECEIVER  
**HEIGHT/WEIGHT:** 6-2/215  
**DOB:** 6-14-95  
**HOMETOWN:** CRETE, IL

**COLLEGE:** MISSISSIPPI  
**ACQUIRED:** D1 (#23) '16  
**NFL SEASON:** 2  
**VIKINGS SEASON:** 2

**2016 GP/GS**  
9/0

**Career GP/GS**  
9/0

**Playoffs GP/GS**  
0/0

- Holds 12 University of Mississippi records, including single-season receptions (82), single-season receiving yards (1,153), single-season receiving TDs (11) and career catches (202).
- The 1st Ole Miss WR drafted in the 1st round in school history and the 2nd Mississippi player drafted in 1st round by Vikings.
- Led the SEC with 11 receiving TDs and 1,153 yards in 2015.

**OFF THE FIELD** Hosted his 1st football camp before the 2016 NFL Draft in Oxford, Mississippi, with the proceeds providing scholarships to low-income and underprivileged players... Stayed up until 2 a.m. following the Rebels Sugar Bowl victory, his final collegiate game, to sign autographs for every child and fan at team hotel...Spoke at 3 Chicago-area schools: Crete-Monee, Balmoral Elementary and Cottage Grove Upper Grade Center prior to the NFL Draft to encourage and thank the students...Close with his mother, Tami, who raised him along with 3 brothers and 2 sisters...Has a daughter, Madison, who attended the NFL Draft in his hometown of Chicago and went on stage with him when selected...Enjoys fishing and cooking and would like to start his own business.

**PRO** Enters his 2nd season as the youngest Vikings WR on roster and younger than any 1st-round WR selected in the 2017 NFL Draft...Selected with the 23rd pick in the 2016 NFL draft... Declared for the NFL Draft as a junior...Was the 2nd of 3 Ole Miss players to be selected in the 1st round of 2016...4th WR chosen in the 1st round of 2016...1st Mississippi WR drafted in the 1st round in school history...Formed a bond with Vikings 2nd-year WR Stefon Diggs, who offered guidance and support leading up to the NFL Draft.

**2016** Appeared in 9 games...Hauled in his 1st career reception for 15 yards vs. Detroit (11/6)...Contributed on offense and special teams during his rookie campaign.

**COLLEGE** Appeared in 35 games, making 31 starts during his Mississippi career...Caught at least 2 passes in all 35 games... Had career highs in receptions (82), receiving yards (1,153) and TDs (11) as a junior...Biletnikoff Award finalist for best WR in the nation...All-American honors from multiple national outlets...All-SEC 1st-Team as voted on by the coaches...Midseason Comeback Player of the Year award from ESPN.com...Led SEC with 1,153 receiving yards and 2nd with 82 receptions...6 games with 100+ yards and 6-consecutive games with 1+ TD, both are

single-season school records...Caught 5 passes for 80 yards and 1 TD while winning at #2 Alabama (9/19)...Career highs in receptions (14) and receiving yards (144) at #22 Memphis (10/17) and threw a 68-yard TD pass...Shined in the Sugar Bowl victory over Oklahoma State with 6 catches for 71 yards and a career-high 3 TDs...All-SEC 2nd-Team as a sophomore after having his season cut short due to a severe leg/ankle injury...Played in 9 games with 8 starts while totaling 48 receptions, 632 receiving yards and 5 TDs...Appeared in 13 games, making 12 starts at slot receiver as a true freshman...Named SEC Freshman of the Year by league coaches...1st player in school history to win the award...1st-Team Freshman All-American by 3 national outlets... Established freshman records at Ole Miss in receptions (72), receiving yards (608) and TDs (5). The 72 catches were 2nd-most in team history at the time.

**PREP** Led Crete-Monee to its 1st-ever Illinois Class 6A state title...All-American selection by numerous national outlets...#1 WR prospect by various recruiting websites...Named Illinois Male Athlete of the Year by the NWI Times along with Chicago Player of the Year...1st-Team All-State as a junior and senior... As a senior, produced 81 catches for 1,424 yards and 16 TDs while rushing for 257 yards and 7 TDs while adding 56 tackles and 6 INTs on defense...Played DE and compiled 45 tackles, 10 TFLs and 8.0 sacks as a junior...Recorded 75 catches for 1,391 yards and 18 TDs...Also played basketball at Crete-Monee.

**TREADWELL'S CAREER GAME-BY-GAME (\* starts)**

2016	MINNESOTA	RECEIVING				
		No.	Yards	Avg.	Long	TD
9/11	@ Tennessee	DID NOT PLAY				
9/18	...vs. Green Bay	0	0	0.0	0	0
9/25	@ Carolina	INACTIVE				
10/3	...vs. NY Giants	0	0	0.0	0	0
10/9	...vs. Houston	0	0	0.0	0	0
10/23	@ Philadelphia	INACTIVE				
10/31	@ Chicago	0	0	0.0	0	0
11/6	...vs. Detroit	1	15	15.0	15	0
11/13	@ Washington	INACTIVE				
11/20	...vs. Arizona	0	0	0.0	0	0
11/24	@ Detroit	0	0	0.0	0	0
12/1	...vs. Dallas	0	0	0.0	0	0
12/11	@ Jacksonville	0	0	0.0	0	0
12/18	...vs. Indianapolis	INACTIVE				
12/24	@ Green Bay	INACTIVE				
1/1/17	..vs. Chicago	INACTIVE				
<b>2016</b>	<b>....(GP/GS: 9/0)</b>	<b>1</b>	<b>15</b>	<b>15.0</b>	<b>15</b>	<b>0</b>

KICKOFF  
 EXECUTIVES  
 COACHES  
 STAFF  
 PLAYERS  
 ROOKIES  
 2016 SEASON  
 RECORDS  
 PLAYOFF RECORDS  
 HISTORY  
 EXTRA POINTS





# 85

NICK TRUESDELL

POSITION: TIGHT END  
 HEIGHT/WEIGHT: 6-6/252  
 DOB: 3-14-90  
 HOMETOWN: CINCINNATI, OH

COLLEGE: GRAND RAPIDS CC  
 ACQUIRED: FA '17  
 NFL SEASON: 1  
 VIKINGS SEASON: 1

2016 GP/GS  
 9/0 - AFL

Career GP/GS  
 9/0 - AFL

Playoffs GP/GS  
 0/0 - AFL

- Signed by the Vikings on 3/30/17 after working out at the pro player combine in Arizona.

- Joins fellow TE Kyle Rudolph as the only Cincinnati natives on the Vikings roster.

**OFF THE FIELD** His father, Richard Scantlebury, played pro basketball in England after playing at Coastal Carolina...His uncle, Peter Scantlebury, received the Most Excellent Order of the British Empire for his contributions to basketball as a player and coach...Sang the National Anthem before his last home game with the Spokane Shock...Spent time working security at a car dealership and valeting cars...Taking classes toward an accounting degree at Cincinnati State.

**PRO** Signed with the Vikings on 3/3/17 after taking part in the pro player combine in Arizona...Has spent time with multiple IFL and AFL teams - the Colorado Ice (2014), Bemidji Axemen (2014) Spokane Shock (2014-15), Portland Thunder (2015), Arizona Rattlers (2016) and Cleveland Gladiators (2017)...Spent 3 days on the Colts roster during the 2016 offseason...Invited to the Bengals rookie minicamp during the 2013 offseason and the Packers rookie minicamp in the 2014 offseason.

**COLLEGE** Originally enrolled at the University of Cincinnati in 2008 but only appeared in 6 games his freshman year before being dismissed from the team...Transferred to Grand Rapids Community College...Tore his ACL in his 1st game, which was the final season for the football program at Grand Rapids CC.

**PREP** Helped Anderson High School go 13-2 and win the Ohio Division II crown in 2007 when he was named All-City Honorable Mention by the *Cincinnati Enquirer*...Lettered all 4 years of high school playing WR.



# 26

TRAE WAYNES

POSITION: CORNERBACK  
 HEIGHT/WEIGHT: 6-0/190  
 DOB: 7-25-92  
 HOMETOWN: KENOSHA, WI

COLLEGE: MICHIGAN STATE  
 ACQUIRED: D1 (#11) '15  
 NFL SEASON: 3  
 VIKINGS SEASON: 3

2016 GP/GS  
 15/8

Career GP/GS  
 30/9

Playoffs GP/GS  
 1/0

- Is the highest-drafted DB in Vikings history and the 5th DB selected in the 1st round.

- Has been friends since boyhood with Chargers RB Melvin Gordon, a fellow 1st-round pick in 2015, going 4 choices later at #15 overall. The high school friends met on the field in Week 3, of their rookie campaigns when San Diego visited the Vikings and the duo faced each other again in the opening preseason game at U.S. Bank Stadium on 8/28/16, the first-ever NFL game at the new Vikings home and the teams' 3rd game of the 2016 preseason.

**OFF THE FIELD** Majored in psychology at Michigan State... Brother, Mason, runs track at Eastern Michigan...Son of Ron and Erin Waynes, who both work as guidance counselors... Both parents were track and field student-athletes at Kansas State University...Celebrated 23rd birthday the day the Vikings reported for 2015 Training Camp in Mankato as a rookie.

**PRO** Appeared in 15 games and started 7 in an expanded role during his 2nd season in the NFL...Snagged 3 INTs in 2016, 2nd on the team behind Pro Bowl CB Xavier Rhodes...Started 1 of

the 15 games he played in as a rookie in 2015 for the NFC North champions...Grabbed 1st career INT in Wild Card Playoff vs. Seattle (1/10/16)...Selected with the 11th pick in the 2015 NFL draft, passing Dewayne Washington (#18 in 1994) as the highest-drafted DB in Vikings history...Declared for the NFL draft as a redshirt junior...Joined CB Terence Newman, S Harrison Smith and CB Xavier Rhodes as former 1st-round picks in the Vikings 2015 secondary...Became the 3rd DB selected by Vikings in the 1st round from 2012-15 and 5th overall DB drafted by the team in the 1st round.

**2016** Totaled 54 tackles and 3 INTs, both career highs, while playing in 15 games and starting 7...Hauled in his 3rd INT of the year, added 2 solo tackles and tied his career-high with 3 passes defended vs. Chicago (1/1/17)...Registered 2 tackles (2 solo) and set a career-high with 3 passes defended vs. Detroit (11/6)...Tallied 1 tackle on defense and 1 special teams tackle at Chicago (10/31)...Caught his 2nd INT in as many weeks when he picked off Cam Newton and totaled 6 tackles at Carolina (9/25)...Recorded his 1st career regular-season INT vs. Green Bay (9/18) to help seal the victory...Also had 5 tackles and 2 PBUs against the Packers in Week 2...Started his 2nd career game at Tennessee (9/11) and led the Vikings with 12 tackles (11 solo)...Added 2 PBUs and 1 TFL at Tennessee (9/11).

**2015** Saw time in 15 games during his rookie campaign and Wild Card Playoff vs. Seattle (1/10/16)...Led Vikings with 14 special teams tackles...Started 1st career game at Arizona (12/10), a game when 6 rookies started the contest, matching a Vikings team record, joining T.T.J. Clemmings, WR Stefon Diggs, LB Edmond Robinson, LB Eric Kendricks and S Anthony Harris...Started game at Arizona (12/10) at LCB, taking over for regular starter Terence Newman, who moved to S for the game with the Vikings defensive backs decimated by injuries...Snared 1st career INT in Wild Card Playoff vs. Seattle (1/10/16), picking off Russell Wilson...Notched season-high 4 tackles in a pair of games, vs. San Diego (9/27) and at Arizona (12/10)...Had season-best 4 special teams tackles vs. N.Y. Giants (12/27).

**COLLEGE** Appeared in 36 games at Michigan State, making 27 starts...Was a major part of a stingy Spartans defense that ranked in the top 10 in total defense the past two seasons while serving as a full-time starter...Recorded a career 101 tackles, 6 INTs - 3 each in 2013 and 2014 - and 13 pass break ups...Snagged 1st career INTs vs. Minnesota (11/30/13), collecting 2 in the contest...Won the Big Ten Championship in 2013, defeating Ohio State, and went on to beat Stanford in the 2014 Rose Bowl that same season...Helped team win 2015 Cotton Bowl by taking down Baylor...Spartans were 4-0 in bowl games during tenure, winning the 2012 Outback Bowl, 2012 Buffalo Wild Wings Bowl, 2014 Rose Bowl and 2015 Cotton Bowl...Earned 2nd-Team All-American and 1st-Team All-Big Ten as a junior in 2014...Was a 2014 Thorpe Award finalist...Recipient of the MSU's Tommy Love Award (most-improved player) in 2013 and the Jim Adams Award (unsung hero: defense) in 2014...Redshirted his 1st year at Michigan State in 2011.

**WAYNES' NFL TOTALS**

Year	GP/GS	Tackles				INTs	PBU	TFL	QBH	FF/FR	Special Teams
		Solo	Asst.	Total	Sacks						
2015 (Min)	15/1	14	5	19	0.0	0	5	0	0/0	14	
Playoffs	1/0	1	0	1	0.0	1 (24)	3	0	0/0	2	
2016 (Min)	15/8	44	10	54	0.0	3 (4)	16	1	0/0	4	
<b>Totals</b>	<b>30/9</b>	<b>58</b>	<b>15</b>	<b>73</b>	<b>0.0</b>	<b>3 (4)</b>	<b>21</b>	<b>1</b>	<b>0/0</b>	<b>18</b>	
Playoffs	1/0	1	0	1	0.0	1 (24)	3	0	0/0	2	

**SINGLE-GAME CAREER HIGHS (\* playoffs)**

Tackles.....12..... at Tennessee, 9/11/16  
 Solo Tackles.....11..... at Tennessee, 9/11/16  
 Passes Defensed.....3..... 2x, last vs. Chicago, 1/1/17  
 Interception.....1..... 4x, last vs. Chicago, 1/1/17  
 Special Teams Tackles.....4..... vs. NY Giants, 12/27/15

**WAYNES' CAREER GAME-BY-GAME (\* starts)**

2015	U	A	T	TFL	SK	QH	FF	FR	INT	PD
at SF - 9/14.....	0	0	0	0.0	0	0	0	0	0	0
vs. DET - 9/20.....	0	0	0	0.0	0	0	0	0	0	0
vs. SD - 9/27.....	4	4	0	0.0	0	0	0	0	2	0
at DEN - 10/4.....	0	0	0	0.0	0	0	0	0	0	0
vs. KC - 10/18.....	3	3	0	0.0	0	0	0	0	0	0
at DET - 10/25.....	0	0	0	0.0	0	0	0	0	0	0
at CHI - 11/1.....	0	0	0	0.0	0	0	0	0	0	0
vs. STL - 11/8.....	2	2	0	0.0	0	0	0	0	1	0
at OAK - 11/15.....	0	2	2	0	0.0	0	0	0	0	0
vs. GB - 11/22.....	0	0	0	0.0	0	0	0	0	0	0
at ATL - 11/29.....	INACTIVE									
vs. SEA - 12/6.....	0	0	0	0.0	0	0	0	0	0	0
at AZ - 12/10*.....	1	3	4	0.0	0	0	0	0	2	0
vs. CHI - 12/20.....	3	3	0	0.0	0	0	0	0	0	0
vs. NYG - 12/27.....	1	0	1	0.0	0	0	0	0	0	0
at GB - 1/3/16.....	0	0	0	0.0	0	0	0	0	0	0
<b>2015....GP/GS:15/1.....</b>	<b>14</b>	<b>5</b>	<b>19</b>	<b>0.0</b>	<b>0</b>	<b>0</b>	<b>0</b>	<b>0</b>	<b>5</b>	<b>0</b>
<b>2015 PLAYOFFS</b>										
vs. SEA - 1/10/16.....	1	0	1	0.0	0	0	0	0	1	3

**PREP** Attended Mary D. Bradford HS in Kenosha, Wisconsin...Teammates with Chargers RB Melvin Gordon in HS...Excelled in baseball and track in addition to football for the Red Devils...1st-Team All-state and All-Region as a senior by the Wisconsin Football Coaches Association despite missing 3 games due to injury...Earned 1st-Team All-County honors in baseball (2010) as an outfielder, leading his team in home runs (3) and finishing 2nd in batting average (.452, 28-of-62)...Finished 3rd in the 100 (10.7 seconds) in 2011 Division I state track.




Childhood friends, Melvin Gordon and Trae Waynes, pictured following a game during their rookie campaigns in 2014.

**WAYNES' INTERCEPTIONS (\* playoffs)**

GAME	QB	INT (Yds)
vs. Seattle, 1/10/16*	Russell Wilson	1 (24)
vs. Green Bay, 9/18/16	Aaron Rodgers	1 (4)
at Carolina, 9/25/16	Cam Newton	1 (0)
vs. Chicago, 1/1/17	Matt Barkley	1 (0)
<b>Total.....</b>		<b>4 (28)</b>

2016	U	A	T	TFL	SK	QH	FF	FR	INT	PD
at TN - 9/11*.....	11	1	12	1	0.0	0	0	0	0	2
vs. GB - 9/18*.....	3	2	5	0	0.0	0	0	0	1	2
at CAR - 9/25.....	6	0	6	0	0.0	0	0	0	1	1
vs. NYG - 10/3.....	0	0	0	0.0	0	0	0	0	0	2
vs. HOU - 10/9.....	0	0	0	0.0	0	0	0	0	0	0
at PHI - 10/23.....	2	2	2	0	0.0	0	0	0	0	0
at CHI - 10/31.....	1	0	1	0	0.0	0	0	0	0	0
vs. DET - 11/6.....	2	2	2	0	0.0	0	0	0	0	3
at WAS - 11/13*.....	3	1	4	0	0.0	0	0	0	0	0
vs. ARI - 11/20*.....	6	3	9	0	0.0	0	0	0	0	1
at DET - 11/24*.....	4	1	5	0	0.0	0	0	0	0	1
vs. DAL - 12/1*.....	0	0	0	0.0	0	0	0	0	0	0
at JAX - 12/11*.....	0	2	2	0	0.0	0	0	0	0	1
vs. IND - 12/18.....	INACTIVE									
at GB - 12/24.....	4	0	4	0	0.0	0	0	0	0	0
vs. CHI - 1/1/17*.....	2	2	2	0	0.0	0	0	0	1	3
<b>2016....GP/GS:15/8.....</b>	<b>44</b>	<b>10</b>	<b>54</b>	<b>1</b>	<b>0.0</b>	<b>0</b>	<b>0</b>	<b>0</b>	<b>3</b>	<b>16</b>



# 91

## STEPHEN WEATHERLY

**POSITION:** DEFENSIVE END  
**HEIGHT/WEIGHT:** 6-5/265  
**DOB:** 3-19-94  
**HOMETOWN:** SNELLVILLE, GA

**COLLEGE:** VANDERBILT  
**ACQUIRED:** D7a (#227) '16  
**NFL SEASON:** 2  
**VIKINGS SEASON:** 2

**2016 GP/GS**  
2/0

**Career GP/GS**  
2/0

**Playoffs GP/GS**  
0/0

- Elevated to the active roster following Week 11 after spending the start of the season on the practice squad and made his NFL debut in Week 14 at Jacksonville in 2016.

- Middle name, Dian, is a tribute to his grandmother, a Harvard and MIT graduate.

- Only 2nd Vanderbilt player drafted by the Vikings.

**OFF THE FIELD** Majored in sociology at Vanderbilt...Active with the One Love Foundation, dedicated to eliminating relationship violence through education and empowerment on college campuses and worked closely with Vanderbilt's Project Safe Center while in school...Traveled through Germany as a teen with the Fulton County Youth Commission...Part of his high school's robotics team...Has a musical side, having learned to play 9 instruments: flute, clarinet, trumpet, trombone, baritone, tuba, tenor sax, steel drums and piano...Aspires to a career in high school coaching following his playing days...Played in 2014 and 2015 at Vanderbilt under former Vikings assistant defensive backs coach Derek Mason, who took over the Vandy head coaching job in 2014.

**PRO** Appeared in 2 games during his rookie season...The 2nd Vanderbilt player ever drafted by the Vikings, joining DT James Manley in 1996 (2nd round, #45)...The lone defensive lineman selected by Vikings in 2016...The 3rd of 3 SEC players drafted by the Vikings, joining WR Laquon Treadwell (1st round) and LB Kentrell Brothers (5th round)...Selected with 1st of 2 picks by Vikings in the 7th round (#227 overall)...Cut prior to the regular season ...Signed to the Vikings practice squad on 9/4/16.

**2016** Registered a special teams tackle, the 1st of his career, vs. Chicago (1/1/17)...Made his NFL debut while contributing on special teams at Jacksonville (12/11)...Inactive at Green Bay (12/24) and vs. Indianapolis (12/18)...Inactive vs. Dallas (12/1), at Detroit (11/24)...Elevated to the active roster on 11/20...Joined the Vikings practice squad on 9/4/16 after being released during final cuts.

**COLLEGE** Started 21 of the 36 career games he played at Vanderbilt...Started all 12 games as a junior in 2015 at OLB...Ended collegiate career with streak of 17 straight starts...Notched season-high 8 tackles against Georgia...Vandy capped 2016 season with a 4-8 mark...Had career-best 4.5 sacks and 12.5 tackles for loss in 2014...Started 9 games at OLB as team moved to 3-4 defensive scheme...Started final 5 games of the season...Set school record with 5 tackles for loss vs. Tennessee...Set career-high at Missouri with 2.0 sacks...Notched career-best with 12 tackles vs. Mississippi State...Started 1st career game vs. Temple...Saw action in 12 of possible 13 games as a redshirt freshman in 2013...Helped squad post 9-4 mark and advance to the Compass Bowl where the Commodores topped Houston 41-24...The bowl win was the 1st for Vandy since the 1982 Hall of Fame Bowl...Had 3 tackles and 1.5 sacks in win over rival Tennessee to cap the regular season...Redshirted in 2012.

**PREP** As a senior, attended Shiloh High after spending freshman-junior seasons at North Atlanta...Earned All-Area honors as a senior...Competed in Gwinnett County All-Star Game following senior season.

## U.S. BANK STADIUM SIGNATURE ITEMS

U.S. Bank Stadium cuts an impressive figure against the downtown Minneapolis skyline and serves as the state-of-the-art home of the Minnesota Vikings since opening in July of 2016.

The most unique design feature of U.S. Bank Stadium has fans thinking they are sitting outdoors, even on a cold Minnesota afternoon. The 248,000-square foot ethylene-tetra-fluoro-ethylene (ETFE) roof provides a compromise of an open-air stadium. The transparent material that makes up 60 percent of the stadium's roof is designed to let light in but is lighter and more economical than glass. The material allows fans to experience an outdoor view in a climate-controlled environment.

The design of the roof is built to withstand even the worst winters Minnesota has to offer. The downward slopes that go east to west and north to south allows the stadium's roof to shed snow in a timely fashion. The material combined with the natural heat rise from the inside of the building helps the snow melt and shed off the roof into diverters along the edges of the roof.

Seen below is U.S. Bank Stadium, lit purple in remembrance of Minneapolis native and music icon Prince, who passed away on April 21, 2016.





## #17 JARIUS WRIGHT

**POSITION:** WIDE RECEIVER  
**HEIGHT/WEIGHT:** 5-10/191  
**DOB:** 11-25-89  
**HOMETOWN:** WARREN, AR

**COLLEGE:** ARKANSAS  
**ACQUIRED:** D4a (#118) '12  
**NFL SEASON:** 6  
**VIKINGS SEASON:** 6

**2016 GP/GS**  
8/0

**Career GP/GS**  
63/14

**Playoffs GP/GS**  
2/0

• Had career-bests in starts (7), receptions (42), receiving yards (588), rushing yards (71) and all-purpose yards (659) in 2014.

• Had the 2nd-longest reception of the 2014 NFL season, an 87-yard game-winning TD in OT vs. N.Y. Jets (12/7/14).

**OFF THE FIELD** Studied sociology at Arkansas and was named to the Razorbacks Honor Roll in the fall of 2011 based on his performance in the classroom...Sponsors an AAU basketball team in his hometown...Avid outdoorsman, enjoys fishing, hiking and boating...Father is a retired Arkansas state trooper and Army reservist.

**PRO** Signed contract extension in-season in 2015...Recorded longest game-winning TD in Vikings history against the N.Y. Jets (12/7/14), an 87-yard TD from Teddy Bridgewater in OT... Started a career-best 7 games during the 2014 campaign...Had 2 longest catches by Vikings during his rookie season in 2012 with 65- and 54-yards...Helped set Vikings record (since broken) when 5 rookies started game vs. Chicago (12/9/12), Wright joined T Matt Kalil, TE Rhett Ellison, CB Josh Robinson and S Harrison Smith...Selected in 4th round (#134 overall) in 2012... Joined former college and high school teammate Greg Childs in the Vikings 2012 draft class...Was the 1st of 3 Vikings picks in the 4th Round of the 2012 NFL Draft.

**2016** Appeared in 8 games...Hauled in a season-high 5 receptions for 24 yards and his lone TD of the year vs. Chicago (1/1/17)...Saw his 1st playing time of the season vs. Houston (10/9) and caught 4 passes for 32 yards, including 2 for 1st downs.

**2015** Played in all 16 games and Wild Card Playoff with 3 starts during season...Caught a pass in all but 1 game...Hauled in season-long 52-yarder vs. Kansas City (10/18)...Started games at San Francisco (9/14), vs. Kansas City (10/18) and at Detroit (10/25)...Posted career-long rush vs. Detroit (9/20) with a 29-yarder...Had season-best 5 receptions in *Thursday Night Football* game at Arizona (12/10)...Topped 50 yards receiving in a game 4 times on the season...Had 3 catches for 57 yards vs. N.Y. Giants (12/27).

**2014** Played in all 16 games, starting 7...Posted a career-best 588 receiving yards and 71 rushing yards, amassing 659 all-purpose yards and 2 receiving TDs...Became the 1st Viking to record multiple 100-yard receiving games in a single season since Percy Harvin in 2012...524 of Wright's 588 yards and both TDs came from Bridgewater...Scored the game-winning TD in OT against N.Y. Jets (12/7), when he took a screen pass from Bridgewater 87 yards to paydirt, giving the Vikings the 30-24 win...Finished with 123 yards and 1 TD against N.Y. Jets (12/7), paired with Charles Johnson's 103 yards and 1 TD, becoming the 1st Vikings WR duo to both amass 100 yards in the same game since Nate Burleson (134) and Randy Moss (102) at Detroit (12/19/04).

**2013** Scored career-high 3 TDs in his 2nd season...Hauled in season-best 95 receiving yards vs. Philadelphia (12/15) in upset win over the playoff-bound Eagles...Lone catch at Cincinnati (12/22) was a 36-yard TD from Matt Cassel...Started season finale game vs. Detroit (12/29), the final game at Mall of America Field...Reeled in a career-best pair of TD catches at Seattle (11/17), a 38-yarder from Christian Ponder and a 21-yarder from Matt Cassel, also started game in place of injured Greg Jennings...Caught 28-yard pass vs. Washington (11/7)...Had season-high 3 catches vs. Cleveland (9/22)...Hauled in 21-yard pass at Chicago (9/15), his 1st catch of the season...Saw action in season opener at Detroit (9/8).

**2012** Hauled in 2 TDs on the season to lead Vikings rookies...Lined up in final 7 regular-season games and the Wild Card Playoff at Green Bay with 1 start in regular season vs. Chicago (12/9)...Reeled in the 2 longest passes on the Vikings season with 65-yarder vs. Green Bay (12/30) and 54-yarder vs. Detroit (11/11)...His 1st NFL reception in his 1st game, a 54-yard strike from Christian Ponder vs. Detroit (11/11)...Had career-high 7 catches in his 2nd career game at Chicago (11/25)...Scored 1st career TD on 3-yarder from Ponder vs. Detroit (11/11)...Hauled in 8-yard score vs. Green Bay (12/30) in season finale.

**COLLEGE** Appeared in 50 games during his Arkansas career, making 44 starts...Missed only 1 game during his career, in 2011 vs. Troy...Left Arkansas ranked 1st in program history in receptions (168) and receiving yards (2,934)...Ranks 5th all-time in SEC history in receiving yards...His 24 career receiving TDs rank 2nd in school history and tied for 15th in SEC history...Wright had 9 100+ yard games, which is tied for 2nd in program history...Set single-season records for Arkansas in 2011 with 66 receptions, 1,117 yards and 12 TDs despite missing 1 game...SEC Co-Offensive Player of the Week after torching Texas A&M in 2011 with 13 receptions for 281 yards and 2 TDs, the 281 yards was 2nd in SEC history and an Arkansas single-game record.

**PREP** Named to the 2007 All-State team at Warren High School in Warren, Arkansas and the 2007 All-Arkansas team by the Arkansas Democrat-Gazette...Earned a spot on the AP Super Team...Racked up 58 receptions for 1,350 yards and 15 TDs as a senior...Had 3 returns (1 KR, 2 PR) for TDs during the '07 season...All-State choice during his junior season when he finished with 51 receptions, 1,086 yards and 15 TDs to go with 5 return TDs (3 KR, 2 PR).

### JARIUS GOES AGAIN

Jarius Wright has shown explosiveness with the football in his hands in his 4 seasons with the Vikings and has made his mark on the team record book in doing so. Wright has the 3rd-longest TD catch in team history, longest OT game-winner by a Viking and the 2nd-longest in NFL history.

#### LONGEST TD PASSES IN VIKINGS HISTORY

PLAYER	PLAY
Bernard Berrian from Gus Frerotte, vs. Chicago, 10/30/08	99t
Charley Ferguson from Fran Tarkenton, at Chicago, 11/11/62	89t
Jarius Wright from Teddy Bridgewater, vs. NY Jets, 12/7/14	87t

#### LONGEST GAME-WINNING PASSES IN VIKINGS HISTORY

PLAYERS, GAME (*-Overtime Game Winner)	PLAY
Jarius Wright from Teddy Bridgewater, vs. NY Jets, 12/7/14	87t*
Sammy White from Tommy Kramer, vs. San Francisco, 12/4/77	69t
John Gilliam from Fran Tarkenton, at LA Rams, 11/19/72	66t
Cris Carter from Warren Moon, vs. Chicago, 12/1/94	65t*

#### LONGEST OT GAME-WINNING PASSES IN NFL HISTORY

PLAYERS, GAME	PLAY
Mike Quick from Ron Jaworski, Phil. vs. Atlanta, 11/10/85	89t
Jarius Wright from Teddy Bridgewater, vs. NY Jets, 12/7/14	87t

WRIGHT'S NFL TOTALS

Year	GP/GS	No.	RECEIVING				TD	No.	RUSHING			
			Yds.	Avg.	Lg	TD			Yds.	Avg.	Lg	TD
2012 (Min)	7/1	22	310	14.1	65	2	2	11	5.5	8	0	
Playoffs	1/0	2	13	6.5	8	0	0	0	0.0	0	0	
2013 (Min)	16/3	26	434	16.7	38t	3	0	0	0.0	0	0	
2014 (Min)	16/7	42	588	14.0	87t	2	5	71	14.2	27	0	
2015 (Min)	16/3	34	442	13.0	52	0	1	29	29.0	29	0	
Playoffs	1/0	1	9	9.0	9	0	0	0	0.0	0	0	
2016 (Min)	8/0	11	67	6.1	11	1	0	0	0.0	0	0	
<b>Total</b>	<b>63/14</b>	<b>135</b>	<b>1,841</b>	<b>13.6</b>	<b>87t</b>	<b>8</b>	<b>8</b>	<b>111</b>	<b>13.9</b>	<b>29</b>	<b>0</b>	
Playoffs	2/0	3	22	7.3	9	0	0	0	0.0	0	0	

SINGLE-GAME CAREER HIGHS

Receptions..... 8..... vs. Atlanta, 9/28/14  
 Receiving Yards ..... 132..... vs. Atlanta, 9/28/14  
 Long Reception ..... 87t..... vs. New York Jets, 12/7/14  
 Receiving TD..... 2..... at Seattle, 11/7/13  
 Rushing Attempts..... 1..... 8x, last vs. Detroit, 9/20/15  
 Rushing Yards..... 29..... vs. Detroit, 9/20/15  
 Long Rush ..... 29..... vs. Detroit, 9/20/15

WRIGHT'S 100-YARD GAMES (2)

Game	Yds/Rec/TD
9/28/14 vs. Atlanta	132/8/0
12/7/14 vs. NY Jets	123/4/1

WRIGHT'S TOUCHDOWNS (\* denotes game-winning touchdown)

Game	Play
vs. Detroit, 11/11/12	3 pass from Ponder
vs. Green Bay, 12/30/12	8 pass from Ponder
@ Seattle, 11/17/13	38 pass from Ponder, 21 pass from Cassel
@ Cincinnati, 12/22/13	36 pass from Cassel
vs. New York Jets, 12/7/14	87 pass from Bridgewater*
@ Miami, 12/21/14	8 pass from Bridgewater
vs. Chicago, 1/1/17	1 pass from Bradford
<b>Total</b>	<b>8 (8 receiving)</b>

WRIGHT'S 50+YARD RECEPTIONS

Game	Play
9/28/14 vs. Atlanta	52 yards
10/18/15 vs. Kansas City	52 yards
11/11/12 vs. Detroit	54 yards
12/30/12 vs. Green Bay	65 yards
12/7/14 vs. NY Jets	87-yard TD
<b>Total</b>	<b>5</b>

WRIGHT'S GAME-BY-GAME (\* starts)

2012	MINNESOTA	No	RECEIVING				Att	RUSHING				
			Yards	Avg.	Long	TD		Yards	Avg.	Long	TD	
11/11	.....	Detroit	3	65	21.7	54	1	1	3	3.0	3	0
11/25	.....	@ Chicago	7	49	7.0	12	0	0	0	0.0	0	0
12/2	.....	@ Green Bay	1	13	13.0	13	0	0	0	0.0	0	0
12/9	.....	Chicago*	2	29	14.5	16	0	0	0	0.0	0	0
12/16	.....	@ St. Louis	1	11	11.0	11	0	0	0	0.0	0	0
12/23	.....	@ Houston	5	53	10.6	21	0	1	8	8.0	8	0
12/30	.....	Green Bay	3	90	30.0	65	1	0	0	0.0	0	0
<b>2012</b>	<b>.....</b>	<b>GP/GS: 7/1</b>	<b>22</b>	<b>310</b>	<b>14.1</b>	<b>65</b>	<b>2</b>	<b>2</b>	<b>11</b>	<b>5.5</b>	<b>8</b>	<b>0</b>
<b>2012 PLAYOFFS</b>												
1/5/13	.....	@ Green Bay	2	13	6.5	8	0	0	0	0.0	0	0
<b>2013</b>												
9/8	.....	@ Detroit	0	0	0.0	0	0	0	0	0.0	0	0
9/15	.....	@ Chicago*	1	21	21.0	21	0	0	0	0.0	0	0
9/22	.....	Cleveland	3	35	11.7	20	0	0	0	0.0	0	0
9/29	.....	Pittsburgh	1	6	6.0	6	0	0	0	0.0	0	0
10/13	.....	Carolina	2	10	5.0	8	0	0	0	0.0	0	0
10/21	.....	@ NY Giants	1	13	13.0	13	0	0	0	0.0	0	0
10/27	.....	Green Bay	0	0	0.0	0	0	0	0	0.0	0	0
11/3	.....	@ Dallas	3	31	10.3	13	0	0	0	0.0	0	0
11/7	.....	Washington	2	34	17.0	28	0	0	0	0.0	0	0
11/17	.....	@ Seattle*	3	69	23.0	38t	2	0	0	0.0	0	0
11/24	.....	@ Green Bay	0	0	0.0	0	0	0	0	0.0	0	0
12/1	.....	Chicago	3	53	17.7	24	0	0	0	0.0	0	0
12/8	.....	@ Baltimore	0	0	0.0	0	0	0	0	0.0	0	0
12/15	.....	Philadelphia	4	95	23.8	42	0	0	0	0.0	0	0
12/22	.....	@ Cincinnati	1	36	36.0	36t	1	0	0	0.0	0	0
12/29	.....	Detroit*	2	31	15.5	19	0	0	0	0.0	0	0
<b>2013</b>	<b>.....</b>	<b>GP/GS: 16/3</b>	<b>26</b>	<b>434</b>	<b>16.7</b>	<b>38t</b>	<b>3</b>	<b>0</b>	<b>0</b>	<b>0.0</b>	<b>0</b>	<b>0</b>

2014.....MINNESOTA.....	No	Yards	Avg.	Long	TD	Att.	Yards	Avg.	Long	TD
9/7.....@ St. Louis.....	2	25	12.5	15	0	0	0	0.0	0	0
9/14.....New England.....	1	12	12.0	12	0	1	-5	-5.0	-5	0
9/21.....@ New Orleans.....	0	0	0.0	0	0	0	0	0.0	0	0
9/28.....Atlanta.....	8	132	16.5	52	0	0	0	0.0	0	0
10/2.....@ Green Bay.....	3	27	9.0	18	0	0	0	0.0	0	0
10/12.....Detroit.....	4	17	4.3	6	0	1	21	21.0	21	0
10/19.....@ Buffalo*.....	4	60	15.0	28	0	0	0	0.0	0	0
10/26.....@ Tampa Bay*.....	2	13	6.5	17	0	0	0	0.0	0	0
11/2.....Washington*.....	2	29	14.5	21	0	0	0	0.0	0	0
11/16.....@ Chicago*.....	0	0	0.0	0	0	0	0	0.0	0	0
11/23.....Green Bay.....	0	0	0.0	0	0	0	0	0.0	0	0
11/30.....Carolina.....	2	40	20.0	35	0	1	5	5.0	5	0
12/7.....New York Jets*.....	4	123	30.8	87t	1	1	23	23.0	23	0
12/14.....@ Detroit*.....	4	49	12.3	16	0	0	0	0.0	0	0
12/21.....@ Miami*.....	3	38	12.7	20	1	1	27	27.0	0	0
12/28.....Chicago.....	3	23	7.7	11	0	0	0	0.0	0	0
<b>2014.....GP/GS: 16/7.....</b>	<b>42</b>	<b>588</b>	<b>14.0</b>	<b>87t</b>	<b>2</b>	<b>5</b>	<b>71</b>	<b>8.0</b>	<b>27</b>	<b>0</b>

2015.....MINNESOTA.....	No.	Yards	Avg.	Long	TD	Att.	Yards	Avg.	Long	TD
9/14.....@ San Francisco*.....	1	27	27.0	27	0	0	0	0.0	0	0
9/20.....Detroit.....	1	17	17.0	17	0	1	29	29.0	29	0
9/27.....San Diego.....	3	28	9.3	17	0	0	0	0.0	0	0
10/4.....at Denver.....	0	0	0.0	0	0	0	0	0.0	0	0
10/18.....Kansas City*.....	2	69	34.5	52	0	0	0	0.0	0	0
10/25.....@ Detroit*.....	3	31	10.3	16	0	0	0	0.0	0	0
11/1.....@ Chicago.....	1	8	8.0	8	0	0	0	0.0	0	0
11/8.....St. Louis.....	1	12	12.0	12	0	0	0	0.0	0	0
11/15.....@ Oakland.....	1	2	2.0	2	0	0	0	0.0	0	0
11/22.....Green Bay.....	4	50	12.5	18	0	0	0	0.0	0	0
11/29.....@ Atlanta.....	2	13	6.5	8	0	0	0.0	0	0	0
12/6.....Seattle.....	2	24	12.0	17	0	0	0	0.0	0	0
12/10.....@ Arizona.....	5	51	10.2	22	0	0	0	0.0	0	0
12/20.....Chicago.....	3	32	10.7	15	0	0	0	0.0	0	0
12/27.....NY Giants.....	3	57	19.0	2	0	0	0	0.0	0	0
1/3/16.....@ Green Bay.....	3	21	10.5	11	0	0	0	0.0	0	0
<b>2015.....GP/GS: 16/3.....</b>	<b>34</b>	<b>442</b>	<b>13.0</b>	<b>52</b>	<b>0</b>	<b>1</b>	<b>29</b>	<b>29.0</b>	<b>29</b>	<b>0</b>

**2015 PLAYOFFS**

1/10/16.....Seattle.....	1	9	9.0	9	0	0	0	0.0	0	0
--------------------------	---	---	-----	---	---	---	---	-----	---	---

2016.....MINNESOTA.....	No.	Yards	Avg.	Long	TD	Att.	Yards	Avg.	Long	TD
9/11.....@ Tennessee.....		INACTIVE								
9/18.....vs. Green Bay.....		INACTIVE								
9/25.....@ Carolina.....	0	0	0.0	0	0	0	0	0.0	0	0
10/3.....vs. NY Giants.....		INACTIVE								
10/9.....vs. Houston.....	4	32	8.0	11	0	0	0	0.0	0	0
10/23.....@ Philadelphia.....		INACTIVE								
10/31.....@ Chicago.....		INACTIVE								
11/6.....vs. Detroit.....		INACTIVE								
11/13.....@ Washington.....	1	9	9.0	9	0	0	0	0.0	0	0
11/20.....vs. Arizona.....		INACTIVE								
11/24.....@ Detroit.....	0	0	0.0	0	0	0	0	0.0	0	0
12/1.....vs. Dallas.....		DID NOT PLAY								
12/11.....@ Jacksonville.....	0	0	0.0	0	0	0	0	0.0	0	0
12/18.....vs. Indianapolis.....	1	2	2.0	2	0	0	0	0.0	0	0
12/24.....@ Green Bay.....	0	0	0.0	0	0	0	0	0.0	0	0
1/1/17.....vs. Chicago.....	5	24	4.8	9	1	0	0	0.0	0	0
<b>2016.....GP/GS: 8/0.....</b>	<b>11</b>	<b>67</b>	<b>6.1</b>	<b>11</b>	<b>1</b>	<b>0</b>	<b>0</b>	<b>0.0</b>	<b>0</b>	<b>0</b>



***SPORTS RADIO - FM 100.3***

***THE POWER TRIP: 5:30AM-9AM***

***PAUL ALLEN: 9AM-NOON***

***THE COMMON MAN: NOON-3PM***

***DAN BARREIRO: 3PM-6:30PM***



**THE RADIO HOME OF THE MINNESOTA VIKINGS**

**[www.KFAN.com](http://www.KFAN.com)**

**ROOKIES**





## #33 DALVIN COOK

**POSITION:** RUNNING BACK  
**HEIGHT/WEIGHT:** 5-10/210  
**DOB:** 8-10-95  
**HOMETOWN:** MIAMI, FL

**COLLEGE:** FLORIDA STATE  
**ACQUIRED:** D2 (#41) '17  
**NFL SEASON:** R  
**VIKINGS SEASON:** R

• All-time leading rusher in Florida State history with 4,464 yards in just 3 seasons as a Seminole, passing Warrick Dunn, totaled 46 rushing TDs, tops in the FSU record book.

• Named the 2016 Orange Bowl MVP with a dominating performance against #6 Michigan with 20 carries for 145 yards and 1 TD with a long rush of 71 yards; added 3 receptions for 62 yards.

• 2-Time 1st-Team All-American in 2015 & 2016; winner of the Jim Brown Award, given to the nation's top RB, by the Touchdown Club of Columbus in 2015.

**OFF THE FIELD** Member of the Florida State Leadership Council in 2015 & 2016...Presented with the Community Service Award following the 2016 spring season...Visited several local Tallahassee schools to speak with students about education and making the most of opportunities...Bought toys for a local Miami children's hospital and passed them out over Christmas break...Visited an Atlanta hospital during Peach Bowl week...Raised by his grandmother, Betty Cook...Social Science major at FSU.

**PRO** Selected with the 41st pick in the 2017 NFL draft...Declared for the NFL draft as a junior...Was the 3rd RB selected in the 2017 NFL Draft...Highest FSU player chosen in 2017.

**COLLEGE** Appeared in 38 games, making 28 starts during his Florida State career...All-time leader in rushing yards (4,464) and rushing TDs (46) at FSU...Posted 21 games with 100+ rushing yards...2nd in school history with 5,399 all-purpose yards...Two-time 1st-Team All-American in 2015 and 2016...Earned All-ACC Honors all three seasons...Jim Brown Award winner in 2015...Only player in ACC history to break 4,000 rushing yards in 3 seasons...Finished his junior season with a career-high, and FSU record, 1,765 rushing yards with 19 TDs...Added 488 receiving yards which was 3rd most on the team...Totaled 20 TDs (19 rush, 1 rec)...Led FSU to an Orange Bowl win over #6 Michigan while earning MVP honors...Recorded 207 total yards while improving the Seminoles to 10-3...Eclipsed 200+ rushing yards twice during 2016 with a career-high 267 at USF...Compiled 329 yards from scrimmage (267 rush, 62 rec.), the most in the country since 2014 at the time...Found the end zone 4 times at Syracuse (tying the school record for rushing TDs) and racked up 225 yards while passing Warrick Dunn for the FSU rushing title...Excelled vs. #3 Clemson with 169 rushing yards and 4 TDs, including scores from 43 and 70 yards...1st FSU RB in 10 years to have a 100+ yard receiving game when Cook went for 101 vs. Ole Miss...Became the 1st FSU RB, just the 2nd Nole ever, to have a game with 100+ yards in both rushing and receiving when going for 140 on the ground and career-high 106 in the air vs. UNC...Career-long TD catch of 59 yards vs. Miami...Versus 5 ranked opponents in 2016, Cook averaged 157.6 ypg, more than 38 yards higher than the next RB...Totaled 1,691 rushing yards with 19 TDs as a sophomore during his 12 starts...Added 24 receptions for 244 yards and 1 TD...Career-long TD rush of 94 yards came at Wake Forest in 2015...Averaged 140.9 ypg...Led the ACC in 6 offensive categories...Led the nation with 168.2 yards from scrimmage per game...Posted 6 games with 150+ rushing yards along with 2 games over 200, the 1st 200+ yard game at FSU since 1988 (Sammie Smith)...Would join Warrick Dunn as the only FSU RB to post multiple 1,000+ yard seasons...Had 5 TD runs of 50+

yards in 2015...Fastest player in FSU history to eclipse 1,000 rushing yards as it only took Cook 7 games...Named the team's Offensive MVP and 1 of 4 permanent captains during his 2nd season at FSU...Holds the school record for most rushing yards by a sophomore (1,691)...Became the 1st FSU freshman RB to break the 1,000-yard rushing mark...Holds the FSU record for 1st-year rushing yards with 1,008 while adding 8 TDs on just 170 carries...Appeared in 13 games with 3 starts as a true freshman...Added 22 receptions for 203 yards...Ranked 5th in the ACC in rushing yards...Had 5 contests with 100+ rushing yards...Rushed for 177 yards and a TD in just his 2nd career start on his way to earning MVP honors in the ACC Championship win vs. Georgia Tech...FSU's 3rd straight conference title...Paired with #1 overall pick QB Jameis Winston to go 13-0 in the regular season...Earned a playoff berth vs. Oregon in the Rose Bowl...Earned All-ACC honors from coaches and media.

**PREP** Led Miami Central to the Class 6A state title by rushing for 223 yards and 4 TDs in the 52-7 win over Seffner Armwood...Totaled 4,267 yards and 64 touchdowns during his prep career while leading Central to a 52-5 overall record...Won 3 state titles...Didn't play for Miami Central until his sophomore season...Rushed for 1,940 yards and 24 TDs on just 177 carries (11.0 ypr) during his senior season...Tops in Miami-Dade County...Added 3 INTs...Two-time All-State Class 6A 1st-Team...Named Florida's Mr. Florida in 2013...Rated as the #1 prospect in Florida and the #2 RB in the nation by 247Sports...5-star prospect by Rivals and 247Sports...Selected FSU over Florida, Texas, Arkansas and Miami...Also ran track at Central...Attended same high school as current Falcons RB Devonta Freeman who was a senior when Cook was a freshman.



COOK'S COLLEGE TOTALS

Year.....	GP/GS	RUSHING					RECEIVING				
		Att.	Yards	Avg.	Long	TD	No.	Yards	Avg.	Long	TD
2014.....	13/3	170	1,008	5.9	44	8	22	203	9.2	30	0
2015.....	12/12	229	1,691	7.4	94	19	24	244	10.2	36	1
2016.....	13/13	288	1,765	6.1	75	19	33	488	14.8	59	1
<b>Totals.....</b>	<b>38/28</b>	<b>687</b>	<b>4,464</b>	<b>6.5</b>	<b>94</b>	<b>46</b>	<b>79</b>	<b>938</b>	<b>11.8</b>	<b>59</b>	<b>2</b>



#65 PAT ELFLEIN

**POSITION:** CENTER  
**HEIGHT/WEIGHT:** 6-3/303  
**DOB:** 7-6-94  
**HOMETOWN:** PICKERINGTON, OH

**COLLEGE:** OHIO STATE  
**ACQUIRED:** D3 (#70) '17  
**NFL SEASON:** R  
**VIKINGS SEASON:** R

• Named Rimington Award winner as a senior along with earning consensus 1st-Team All-America honors.

• Was 1 of 3 finalists for the Outland Trophy and earned Big Ten's Rimington/Pace Offensive Lineman of the Year honors.

• Started 41 consecutive games to end his collegiate career and was named 1st-Team All-Big Ten each of his final 3 seasons.

**OFF THE FIELD** Earned bachelor's degree in communication and played his final season as a graduate student...Trained for the NFL Draft at O-Line Performance in Arizona, operated by former Buckeye/NFL standout LeCharles Bentley, who also trained current Vikings G and former Buckeye Alex Boone... Older brother, Matt, played football at Ohio Dominican... Worked on concrete crew in the summers during high school... Boyhood friend and high school classmate in Pickerington, OH of former Michigan TE and fellow 2017 NFL draftee Jake Butt (Denver), who was roommates with Vikings 2017 4th-round pick LB Ben Cedeon while at Michigan.

**PRO** Selected with the 70th overall pick in the 2017 NFL Draft, the highest selected C by the Vikings since Ryan Cook was selected 51st overall in 2006...1st Ohio State O-lineman selected by the Vikings since Corey Stringer, who was selected in 1995 with the 24th overall pick...1 of 7 Buckeyes selected in the 2017 NFL Draft...The 1st of 5 Cs drafted in the 2017 NFL Draft.

**COLLEGE** Decorated 5th-year senior from Ohio State who was named the Rimington Award winner and was 1 of 3 finalists for the Outland Trophy during his final season with the Buckeyes... Earned Big Ten's Rimington/Pace Offensive Lineman of the Year honors in 2016...Named 1st-Team Big Ten each of his final 3 seasons...Helped OSU lead Big Ten in scoring, total offense and rushing yards in 2016...Paved way for RB Ezekiel Elliot to rush for 3,699 yards in just 2 seasons (2014-15)...Started all 15 games - the opening 3 games at LG and the final 12 at RG - during the Buckeye's National Championship run...Did not miss a game from 2013-16 appearing in 53 games while starting 42, including 41 consecutive...Redshirted as a true freshman in 2012.

**PREP** Attended Pickerington North HS in Pickerington, OH

where he was teammates with former Michigan Wolverine and current Denver Broncos TE Jake Butt...Was rated the #33 G prospect in the nation by ESPN...Named 1st-Team All-State in Division 1 as a senior...2-time team captain in football and earned 12 letters in football, wrestling and track...Named Wrestler of the Year as a senior in Ohio Capital Conference, qualifying for state and national tournament.





#94

JALEEL JOHNSON

POSITION: DEFENSIVE TACKLE  
 HEIGHT/WEIGHT: 6-3/316  
 DOB: 7-12-94  
 HOMETOWN: BROOKLYN, NY

COLLEGE: IOWA  
 ACQUIRED: D4a (#109) '17  
 NFL SEASON: R  
 VIKINGS SEASON: R

- Shares University of Iowa alma mater with Vikings alums Chad Greenway and Paul Krause.
- Earned two letters in high school as a heavyweight wrestler.

**OFF THE FIELD** Majored in sociology...born in Brooklyn but raised in the Chicago area.

**PRO** Marks the 8th Iowa Hawkeye drafted by the Vikings organization...selected in the 4th round (109th overall).


**COLLEGE** Started the final 27 games of his career in Iowa City at DT, appearing in 47 games total over his 4-year playing career...Recorded at least 1 solo tackle in 23 of his final 27 games...Earned 1st-Team All-Big Ten honors his senior season after totaling 55 total tackles (29 solo), 10 TFL and 8.0 sacks... Awarded the Team Hustle Award...Earned Big Ten Defensive Player of the Week for his role in the Hawkeyes 14-13 upset of No. 2 Michigan, racking up 9 tackles (6 solo), 2 TFL, 1 sack and a safety that gave Iowa its 1st points of the game as the Hawkeyes defense held the Wolverines to 201 yards of offense...Received Honorable Mention All-Big Ten honors by the league coaches and media following his junior season... Totaled 45 tackles (22 solo), 5.5 TFL and 4.0 sacks in 14 games, all starts at DT... Assisted with a strong defensive performance against Illinois State as the Hawkeyes allowed just 35 net rushing yards and 231 total yards of offense...Recorded 5 solo tackles and a sack against Iowa State as the Cyclones offense was held to no points and 66 yards of offense in the 2nd half... Recorded 2 solo tackles in the Hawkeyes 45-16 Rose Bowl loss to Stanford...Received an increased role during his sophomore campaign as he appeared in all 13 games...Recorded 11 tackles (2 solo), 2.5 TFL and a sack on the year...Tallied 3 assisted tackles, a TFL and 0.5 sack in the Iowa's loss to Tennessee in the TaxSlayer Bowl...Appeared in 7 games as a redshirt freshman, recording 1 assisted tackle...Appeared in the Hawkeyes Outback Bowl loss to LSU but did not register any statistics... Redshirted in 2012.

**PREP** Attended St. Joseph's High School for 3 years before graduating from Montini Catholic...Earned prep All-American honors and 1st-team all-state recognition as a senior...Was a team captain and played both offensive and defensive line as his team went 12-2 en route to winning the state championship...Wrestled in high school as well, earning two letters.



JOHNSON'S COLLEGE TOTALS

Year.....GP/GS	Tackles			Sacks	INTs	TFL	PD	FF/FR
	Solo	Asst.	Total					
2013.....7/0	0	1	1	0.0	0	0.0	0	0/0
2014.....13/0	2	9	11	1.0	0	2.5	0	0/0
2015.....14/14	22	23	45	4.0	0	5.5	1	0/1
2016.....13/13	29	26	55	8.0	0	10	2	0/0
Totals.....47/27	53	59	112	13.0	0	18.0	3	0/1



## #42 BEN GEDEON

**POSITION:** LINEBACKER  
**HEIGHT/WEIGHT:** 6-2/244  
**DOB:** 10-16-94  
**HOMETOWN:** HUDSON, OH

**COLLEGE:** MICHIGAN  
**ACQUIRED:** D4b (#120) '17  
**NFL SEASON:** R  
**VIKINGS SEASON:** R

• 5th Michigan Wolverine drafted in franchise history and 1st since 5 Tripp Welborne in 1991.

• 4-year special teams contributor in Ann Arbor, full-time starter at LB his senior season.

• Recorded 25 tackles (16 solo), 3.5 TFLs and 2.0 sacks in 4 career games against rival Ohio State.

**OFF THE FIELD** Graduated a semester early with a degree in economics from Michigan...Both of his brothers played football collegiately. Alex, was a captain of the Harvard football team and Ben's other brother, Sam, played sprint football and rugby at the U.S. Naval Academy...Earned Michigan's U-M Athletic Academic Achievement award and was a 2x Academic All-Big Ten selection (2015,2016).

**PRO** Selected in the 4th round (120th overall) of the 2017 draft...Faced off against Vikings 2nd-round pick RB Dalvin Cook in the 2016 Orange Bowl.

**COLLEGE** 4-year letterman that appeared in 51 games, starting 14 games, racking up 176 tackles, 21 TFL, 6.5 sacks and 2 PBUs...Started all 13 games as a senior, earning the team's Roger Zatkoff Award as the squad's top LB...Named All-Big Ten 2nd-Team by the media and 3rd-Team by the conference coaches...Registered 5 double-digit tackle games as he helped the Wolverines to a 10-3 record, including an 8-0 undefeated record at home...Posted 10 tackles, 2 TFLs and 1 sack in a road matchup against rival Ohio State...Tallied 2 stops against Florida State and fellow Viking rookie Dalvin Cook in the Orange Bowl...Saw extended action for the first time in his career as a junior, appearing in 11 games and making 1 start...totaled 34 tackles and 3 TFL while contributing on special teams and as a reserve LB...Had the best performance of his season against rival Ohio State, making 7 tackles...Made 4 solo stops vs. Florida in the Citrus Bowl...Appeared in 11 games his sophomore season...recorded 17 tackles, 1.5 TFLs and 1 sack...Showed out against Appalachian State, recording 4 tackles, 1 QBH and returning a blocked punt 32 yards for a TD...Served as a reserve LB as a true freshman while also contributing on special teams in the 6 games he appeared in...Tallied 6 tackles and the 1st sack of his career vs. rival Ohio State.

**PREP** Attended Hudson High School...named AP Division I All-Ohio 1st-Team his senior season...Earned 3rd-Team All-State honors as a sophomore after racking up 105 tackles, 5 sacks, 500 rushing yards, 300 receiving yards and 300 passing yards...totaled 1,300 total yards of offense and 14 TDs as a senior. Chose Michigan over other offers including Stanford, Tennessee and Ohio State.



### GEDEON'S COLLEGE TOTALS

Year.....	GP/GS	Tackles			Sacks	INTs	TFL	PD	FF/FR
		Solo	Asst.	Total					
2013 .....	13/0	9	10	19	1.0	0	1.0	0	0/0
2014 .....	12/0	12	5	17	1.0	0	1.5	0	0/0
2015 .....	13/1	21	13	34	0.0	0	3.0	0	0/0
2016 .....	13/13	38	68	106	4.5	0	15.5	2	0/0
<b>Totals .....</b>	<b>51/14</b>	<b>80</b>	<b>96</b>	<b>176</b>	<b>6.5</b>	<b>0</b>	<b>21.0</b>	<b>2</b>	<b>0/0</b>



## #12 RODNEY ADAMS

**POSITION:** WIDE RECEIVER  
**HEIGHT/WEIGHT:** 6-1/189  
**DOB:** 9-15-94  
**HOMETOWN:** ST. PETERSBURG, FL

**COLLEGE:** SOUTH FLORIDA  
**ACQUIRED:** D5a (#170) '16  
**NFL SEASON:** R  
**VIKINGS SEASON:** R

• Ranks 2nd all-time in USF history in career receiving TDs (16), receiving yards (1,967) and receptions (135).

• 1st of 2 WRs drafted by the Vikings (Stacy Coley) in 2017.

**OFF THE FIELD** Son of Rodney Adams, Sr., and the late Michelle Conway Scott and is the legal guardian of his younger brother, Antonio Blount...Lost his mother in a fatal car accident in November of 2013. The NCAA granted Adams a hardship waiver that allowed him to transfer from Toledo and play immediately at USF without sitting out a season...Led an online fundraising effort to solicit donations for each inch he left on his official vertical jump at the NFL Combine. The proceeds, over \$3,000, went to Experience Camps, a program designed to provide a 1-week getaway for youngsters who recently lost a parent, sibling or primary caregiver...Trained in Orlando with future Vikings teammate and fellow WR Adam Thielen leading up to the draft...Majored in public health at South Florida.

**PRO** Selected in the 5th round (#170) in the 2017 NFL Draft...The 1st USF Bull selected by the Vikings since 5 Mistral Raymond, who was picked in the exact same slot (#170) in the 2011 NFL Draft...Was the 2nd of 3 Bulls to be selected in the 2017 NFL Draft and became just the 3rd WR in school history to be picked.

**COLLEGE** Appeared in 43 games with 29 starts, including all 26 games his final 2 seasons as a Bull...Left USF ranking 2nd in school history in career receptions (135), receiving yards (1,967) and receiving TDs (16)...Twice set the single-season school record for receiving yards, recording 822 in back-to-back seasons (2015-16)...Totaled 46 career kick returns for 1,140 yards (24.8 avg) and 1 TD...Earned American Athletic Conference 2nd-Team honors have scoring 10 total TDs - 5 receiving and 5 rushing - as a senior...Set a new school record for receptions in a season with 67 in 2016...Helped the Bulls offense break school records in TDs (77), rushing TDs (47), rushing yards (3,714) and total offense (6,650)...Led the AAC and was 6th in the nation with a career-best 29.1 kick return average in 2015...Set his career high in receiving yards vs. Temple (11/14/15) with 147 yards, while scoring on plays of 44, 29, and 44 yards, tying a school record for the most receiving TDs in a single game...Had his lone career kick return TD at Navy (10/31/15)...Appeared in 10 games with 3 starts as a sophomore in his 1st season at USF...Played in 7 games as a true freshman in 2013 at Toledo before being granted a hardship by the NCAA to transfer to play immediately at USF.

**PREP** Attended Lakewood HS and was 1st-team all-county and 2nd-team all-state in both his junior and senior seasons...A consensus 4-star recruit who chose Toledo over offers from Florida, West Virginia, Florida State, Miami, Oklahoma and USF.

### ADAMS' COLLEGIATE TOTALS

Year	Receiving					TD	Rushing				
	GP/GS	Rec.	Yards	Avg.	Long		Att.	Yards	Avg.	Long	TD
2013 (Toledo)	7/0	2	15	7.5	-	0	1	5	5.0	5	0
2014 (USF)	10/3	23	323	14.0	67	2	5	52	10.4	26t	1
2015 (USF)	13/13	45	822	18.3	68	9	11	87	7.9	34	1
2016 (USF)	13/13	67	822	12.3	84	5	23	231	10.0	92t	5
<b>Totals</b>	<b>43/29</b>	<b>137</b>	<b>1,982</b>	<b>14.5</b>	<b>84</b>	<b>16</b>	<b>40</b>	<b>375</b>	<b>9.4</b>	<b>92t</b>	<b>7</b>

### Kick Return

Year	No.	Yards	Avg.	Lg	TD
2013 (Toledo)	2	17	8.5	9	0
2014 (USF)	6	123	20.5	37	0
2015 (USF)	16	466	29.1	97t	1
2016 (USF)	22	534	24.3	52	0
<b>Totals</b>	<b>46</b>	<b>1,140</b>	<b>24.8</b>	<b>97t</b>	<b>1</b>



## #63 DANNY ISIDORA

**POSITION:** GUARD  
**HEIGHT/WEIGHT:** 6-3/306  
**DOB:** 6-5-94  
**HOMETOWN:** WESTON, FL

**COLLEGE:** MIAMI (FL)  
**ACQUIRED:** D5b (#180) '17  
**NFL SEASON:** R  
**VIKINGS SEASON:** R

• Was a captain of the Miami Hurricanes as a senior and participated in the 2017 Senior Bowl.

• Finished collegiate career with a streak of 39 consecutive games started.

**OFF THE FIELD** Earned criminology degree as a 5-year senior...Chose Miami over offers from Wisconsin and Florida State...1 of 4 (Dalvin Cook, Rodney Adams and Stacy Coley) Florida natives drafted in 2017 by the Vikings.

**PRO** The 4th Hurricane out of 9, which are the most selections from the University of Miami since 2006...Isidora joins his former teammate Stacy Coley as a fellow Minnesota 2017 draft pick...Selected with Vikings 2nd choice in the 5th round (#180 overall).

**COLLEGE** Started all 13 games at right guard as a senior, extending streak of consecutive games started to 39 to end career...Earned 2nd-Team All-ACC recognition from ACC coaches and 3rd-Team honors from Atlantic Coast Sports Media

Association (ACSMA)...Offense averaged 425.9 yards per game in 2016...1 of 4 Miami Hurricanes players to start all 13 games during his junior season...Earned All-ACC Honorable Mention by the coaches in 2015...Helped lead his team to No. 29 national ranking in passing offense (2774 yards) as a junior while the offensive line was 8th nationally in fewest tackles for loss allowed (4.31 average)...Team tied for 3rd-fewest sacks allowed of any team in ACC (15) in 2015...Started all 13 games at RG for the 1st time as a sophomore in 2014...Played a prominent role on the offensive line for an offensive unit that averaged 431.0 yards of total offense, including 179.9 rushing yards, and 29.9 points per game in the regular season in 2014...Sidelined 1st 10 games of season with foot injury in his redshirt freshman year (2013)...Made collegiate debut in home finale vs. Virginia on 11/23/13...Did not see any action as a true freshman, redshirted to retain eligibility.

**PREP** 4-star recruit according to ESPN and 3-star recruit according to Rivals and Scout coming out of Cypress Bay HS... No. 13 offensive guard prospect and No. 39 overall prospect in Florida according to ESPN...No. 14 offensive guard prospect and No. 53 overall prospect in Florida according to Rivals as well as No. 51 offensive guard prospect on Scout...Chose Miami over Wisconsin and Florida State.



**#84 BUCKY HODGES**

**POSITION:** TIGHT END  
**HEIGHT/WEIGHT:** 6-6/257  
**DOB:** 8-8-95  
**HOMETOWN:** VIRGINIA BEACH, VA

**COLLEGE:** VIRGINIA TECH  
**ACQUIRED:** D6 (#201) '17  
**NFL SEASON:** R  
**VIKINGS SEASON:** R

• Ended college career with Virginia Tech TE records for catches (133), receiving yards (1,747) and TDs (20).

**OFF THE FIELD** Earned degree in human development at Tech in December 2016...Given name is Temuchin, but goes by Bucky...Is the middle of 3 children.

**PRO** Selected in the 6th round (#201) of the 2017 NFL Draft by the Vikings...Teammates at Tech with Vikings S Antone Exum while redshirting in 2013...Part of 43-member draft class from the Atlantic Coast Conference...Was the 13th of 14 TEs drafted in 2017.


**COLLEGE** Ended Virginia Tech career as the all-time leader among Hokies TEs in receptions (133), receiving yards (1,747) and TDs (20)...Earned All-ACC honors each season, garnering 3rd-team recognition in 2014 and 2016 and tabbed as a 2nd-team honoree in 2015...Named to *USA Today's* Freshman All-America team in 2014...Had a pair of 100-yard games during VT career, including career-best 145 yards at Pitt in 2016 and 101 yards vs. Duke in 2015 and snared career-best 3 TDs in Duke game...As a junior in 2016 he set career-high in receptions (48), yards (691) and tied his best TD mark (7) along with notching 9 carries...Was named consensus 3rd-Team All-ACC...Hokies went 10-4 and won Belk Bowl over Arkansas and fell to eventual national champion Clemson in the ACC title game...His 145-yard day at Pitt was his career-best...Tabbed as 2nd-Team All-ACC by league coaches as a sophomore in 2015...Started all 13 games...Squad went 7-6 and won Independence Bowl over

Tulsa in legendary coach Frank Beamer's final contest with the Hokies...Hauled in 5 passes for 101 yards and 3 TDs against Duke, his 1st career 100+ yard game and a career-high 3 TDs... Had 5 carries for 27 yards with a TD and 4 catches for 38 yards against Tulsa in Independence Bowl win...As a redshirt freshman in 2014, he started 10 and played in all 13 games for the 7-6 Hokies...Team won Military Bowl against Cincinnati...Set VT freshman TE record with 45 catches...Caught a TD vs. Ohio State in his 1st career start...Played in 1st career game in win over William & Mary...In rivalry game vs. Virginia he scored the eventual game-winning TD on a 9-yard pass and recovered a blocked punt in the Cavaliers end zone...Redshirted as a true freshman, working on scout team at QB and eventually moved to TE...Got first taste of playing TE on scout team when he was helping Hokies prepare for North Carolina and standout TE Eric Ebron...Made full-time move to TE in spring practice going into his 2nd season.

**PREP** Highly recruited QB out of Salem High in Virginia Beach...Ranked as the #10 pro style QB in the nation by Rivals.com and the #10 overall prospect in Virginia...Named 1st-Team All-Eastern Region as an athlete and named 1st-Team All-Beach District as an athlete and 2nd-Team at QB...A 2nd-Team All-Tidewater as a senior by *The Virginian Pilot* newspaper... Threw for 2,214 yards and 18 TDs as a senior and ran for 506 yards and 11 TDs...As a junior, threw for 2,142 yards and had a 26-6 TD-INT ratio while adding 434 yards and 9 TDs on the ground.

**HODGES' COLLEGIATE TOTALS**

Year	Receiving						Rushing				
	GP/GS	Rec.	Yards	Avg.	Long	TD	Att.	Yards	Avg.	Long	TD
2014	13/10	45	526	11.7	50	7	7	20	2.9	5	0
2015	13/13	40	530	13.3	46	6	5	27	5.4	16	1
2016	14/14	48	691	14.4	42	7	9	42	4.7	15	0
<b>Totals</b>	<b>40/37</b>	<b>133</b>	<b>1,747</b>	<b>13.1</b>	<b>50</b>	<b>20</b>	<b>21</b>	<b>89</b>	<b>4.2</b>	<b>16</b>	<b>1</b>



## #13 STACY COLEY

**POSITION:** WIDE RECEIVER  
**HEIGHT/WEIGHT:** 6-0/195  
**DOB:** 5-13-94  
**HOMETOWN:** POMPANO BEACH, FL

**COLLEGE:** MIAMI (FL)  
**ACQUIRED:** D7a (#219) '17  
**NFL SEASON:** R  
**VIKINGS SEASON:** R

• Ranks 2nd all-time in Miami Hurricane history in career receptions (166), tied for 4th in receiving TDs (20) and ranks 5th in receiving yards (2,218).

**OFF THE FIELD** Earned degree in liberal arts...Shares a hometown (Pompano Beach, FL) with Vikings CB Jabari Price.

**PRO** Selected in the 7th round (#219) in the 2017 NFL Draft...1 of 9 Miami Hurricanes drafted in 2017, the most for the school since 2006...The 3rd Miami WR drafted by the Vikings all-time.

**COLLEGE** Appeared in 49 career games with 31 starts...Left Miami trailing only Reggie Wayne (173) in career receptions for the most in school history with 166...Tied for 4th in receiving TDs (20) and is 5th in receiving yards (2,218) in Hurricane history...Earned All-ACC 3rd-Team honors as a senior after setting career highs in catches (63), receiving yards (754) and TDs (9)... Set his career high in receptions with 9 catches for 59 yards vs.

#22 Pittsburgh (11/5/16) and tied that mark 3 weeks later vs. Duke (11/26/16), grabbing 9 passes for 118 yards...Had 5 career games with 2 receiving TDs - 3 as a senior and 2 as a freshman... Totaled 3 career games with 100+ receiving yards, including his career-high of 139 yards on 7 catches at #14 Florida State (10/17/15) his junior year...Returned kicks during his 1st 2 seasons at Miami...Totaled 1,142 career kick return yards on 47 returns (24.3 avg) and added 1 TD - an 88-yard return vs. Savannah State (9/21/13) as a freshman.

**PREP** 4-star recruit from Northeast HS in Oakland Park, FL... Was selected an Under Armour All-American in 2013...Coached by former NFL RB and Miami Hurricanes standout Donnell Bennett at Northeast...Considered offers from Florida State and South Florida before signing at Miami.

### COLEY'S COLLEGIATE TOTALS

Year	Receiving					TD	Rushing				
	GP/GS	Rec.	Yards	Avg.	Long		Att.	Yards	Avg.	Long	TD
2013	13/7	33	591	17.9	55t	7	2	80	40.0	73t	1
2014	12/5	23	184	8.0	67t	0	5	30	6.0	10	0
2015	11/9	47	689	14.6	22	4	1	15	15.0	15	0
2016	13/10	63	754	11.9	81t	9	0	0	0.0	0	0
<b>Totals</b>	<b>49/31</b>	<b>166</b>	<b>2,218</b>	<b>13.4</b>	<b>81t</b>	<b>20</b>	<b>8</b>	<b>125</b>	<b>15.6</b>	<b>73t</b>	<b>1</b>

### Kick Return

Year	No.	Yards	Avg.	Lg	TD
2013	22	570	25.9	88t	1
2014	24	541	22.5	41	0
2015	1	31	31.0	31	0
2016	0	0	0.0	0	0
<b>Totals</b>	<b>47</b>	<b>1,142</b>	<b>24.3</b>	<b>88t</b>	<b>1</b>



## #60 IFEADI ODENIGBO

**POSITION:** DEFENSIVE END  
**HEIGHT/WEIGHT:** 6-3/258  
**DOB:** 4-8-94  
**HOMETOWN:** CENTERVILLE, OH

**COLLEGE:** NORTHWESTERN  
**ACQUIRED:** D7b (#220) '17  
**NFL SEASON:** R  
**VIKINGS SEASON:** R

- Is the 1st member of his family born in the United States; his parents emigrated from Nigeria.
- Did not play football until 10th grade.

**OFF THE FIELD** Majored in economics at Northwestern...The middle of 3 children, his parents came to the United States from Nigeria...His mother, Linda, is a pediatrician and father, Thomas, is a civil engineer...Linda came to United States in 1992, and 3 years later, Thomas made the move...Younger brother, Tito, is a defensive lineman at University of Illinois... Attended the same high school, Centerville (OH), as A.J. Hawk, Mike Nugent and Kirk Herbstreit.

**PRO** Selected in the 7th round (#220) of the 2017 NFL Draft by the Vikings, 1 of 4 picks in the 7th round...Joined Wildcats LB Anthony Walker (5th round, Indianapolis) being selected in the Draft...The 1st Northwestern player drafted by the Vikings since TE Steve Craig in 3rd round in 1974 and joins WR Jim Lash in the 3rd round in 1973 and WR Paul Flatley in the 4th round in 1963 as the only other Wildcats drafted by the Vikings.

**COLLEGE** Helped Northwestern to a 10-3 mark as a junior in 2015...Played his final game as a Wildcat in Pinstripe Bowl win over Pittsburgh at Yankee Stadium...Ended collegiate career ranked 2nd in Northwestern school history with 23.5 sacks... Earned 1st-Team All-Big Ten from conference coaches as a

senior and 2nd-Team honors from league media...Led Big Ten with 10.0 sacks on the 2016 season...Tied school record and set personal career high with 4.0 sacks at Iowa in a 38-31 victory and had season-high 5 tackles...Had pair of sacks in win at Michigan State...Notched sacks against Minnesota and Illinois...Played in 12 of 13 games as a junior in 2015...Had season-high 1.5 sacks against Stanford as a junior...Notched 5.0 sacks on the season...Played in all 12 games as a sophomore...Played primarily on 3rd downs in 2014...Tied a Big Ten and became 1st conference player since Iowa DB Bob Sanders to notch 3 forced fumbles in a game, doing so against Western Illinois and went on to earn Wildcats Defensive Player of the Week, capping game with 3 tackles, 2.0 sacks, a FR and the 3 FFs...Batted a Wisconsin pass that was intercepted by teammate Jimmy Hall...Posted 5.5 sacks as a redshirt freshman in 2013, good for 2nd on the

team...Had a sack in season opener at Cal...Had sacks against Nebraska, Minnesota and Wisconsin...Notched 9 tackles on the season, 6.5 of those were for a loss...Saw time in 1 game as a true freshman, playing against Vanderbilt before suffering season-ending injury but was granted hardship waiver and did not lose a year of eligibility.

**PREP** Standout in football and track at Centerville High in Dayton, Ohio...Ranked as #51 overall prospect by ESPN.com, the #6 DE prospect and the #1 player in Ohio and the Midwest Region...Ranked #99 in Rivals 100 and was #109 in Scout...A SuperPrep All-America choice...Competed in UnderArmour All America game...Helped Centerville to a conference title as a senior...Ran anchor on 4x200 relay team that placed 3rd at state meet as a senior.

**ODENIGBO'S COLLEGE TOTALS**

Year	GP	Tackles			Sacks	INTs	PBU	TFL	QBH	FF/FR
		Solo	Asst.	Total						
2012 (Redshirt)	1	0	0	0	0.0	0	0	0	0	0/0
2013	12	7	2	9	5.5	0	1	6.5	3	0/1
2014	12	6	5	11	3.0	0	0	3.0	3	3/1
2015	12	12	7	19	5.0	0	0	5.0	3	0/0
2016	13	16	6	22	10.0	0	0	12.0	6	0/0
<b>Totals</b>	<b>50</b>	<b>41</b>	<b>20</b>	<b>61</b>	<b>23.5</b>	<b>0</b>	<b>1</b>	<b>26.5</b>	<b>15</b>	<b>5/2</b>



**#56 ELIJAH LEE**

**POSITION:** LINEBACKER  
**HEIGHT/WEIGHT:** 6-2/229  
**DOB:** 2-8-96  
**HOMETOWN:** BLUE SPRINGS, MO

**COLLEGE:** KANSAS STATE  
**ACQUIRED:** D7c (#232) '17  
**NFL SEASON:** R  
**VIKINGS SEASON:** R

- Joins fellow Kansas State Wildcats CB Terence Newman and LB Emmanuel Lamur on the team.
- Tallied 5 career INTs, the most by a Wildcat LB under Hall of Fame Head Coach Bill Snyder.

**OFF THE FIELD** Majored in business at Kansas State...Earned 2nd-Team Academic All-Big 12 honors...has 4 siblings.

**PRO** After declaring for the NFL Draft after his junior season, selected in the 7th round (232nd overall)...Joins 4th-round pick Ben Gedeon as the 2 LBs drafted by the Vikings in 2017.

**COLLEGE** Started 26 of the 39 career games he played at Kansas State...Ended collegiate career with streak of 26 straight starts...Earned 1st-Team All-Big 12 honors and Honorable Mention Big 12 Defensive Player of the Year honors following his junior season...As a junior, led the team with 110 tackles, ranked 3rd most in the Big 12 and tied for 18th nationally with 5.5 solo tackles per game...Helped the Wildcats to a 9-4 record and a win against Texas A&M in the Advocare V100 Texas Bowl... Earned Big 12 Defensive Player of the Week honors after recording a career-high 14 tackles, a sack and an INT against

West Virginia...Became the 1st underclassman to lead the team in tackles in his sophomore season, racking up 80 tackles, 7.5 TFL and 5.0 sacks...Selected to the 2nd-Team All-Big 12 after starting all 13 games...His 3 INTs during the 2015 season were the most by a K-State LB since 2002...Appeared in all 13 games as a true freshman and helped the Wildcats to a 9-4 record and an appearance in the Alamo Bowl...Earned Honorable Mention Big 12 Defensive Freshman of the Year honors after tallying 4.5 sacks, the most by a true freshman in school history.

**PREP** Attended Blue Springs High School...Rated the 39th best OLB by Scout.com, 41st by Rivals.com...Received the Buck Buchanan Memorial Award, given to the best lineman or LB in the top 2 HS classes in Kansas or Missouri in the Kansas City area...Earned Missouri Football Coaches Association (MFCA) Class 6 Defensive Player of the Year honors and was also a unanimous pick for the MFCA All-State team in 2013.

**LEE'S COLLEGE TOTALS**

Year	GP/GS	Tackles			Sacks	QBH	INTs	TFL	PD	FF/FR
		Solo	Asst.	Total						
2014	13/0	15	4	19	4.5	0	0	4.5	1	1/0
2015	13/13	66	14	80	5.0	1	3	7.5	1	1/2
2016	13/13	72	38	110	1.5	2	2	6.5	3	1/1
<b>Totals</b>	<b>47/27</b>	<b>153</b>	<b>57</b>	<b>209</b>	<b>11.0</b>	<b>3</b>	<b>5</b>	<b>18.5</b>	<b>5</b>	<b>3/3</b>





# 39 JACK TOCHO

POSITION: SAFETY  
 HEIGHT/WEIGHT: 6-0/202  
 DOB: 11-2-95  
 HOMETOWN: CHARLOTTE, NC

COLLEGE: NORTH CAROLINA STATE  
 ACQUIRED: D7d (#245) '17  
 NFL SEASON: R  
 VIKINGS SEASON: R

• Earned NC State's Dewayne Washington Award for Defensive Back of the Year as a sophomore in 2014.

**OFF THE FIELD** Majored in accounting at NC State... Completed his degree in 3 years and played his final year as a graduate... Son of Kenyan immigrants, he has traveled to Africa several times... Co-recipient of NC State's Bob Warren Award for integrity and sportsmanship in 2015.

**PRO** The 5th NC State player ever drafted by the Vikings, joining LB Audie Cole in 2012 (7th round, #210), CB Brian Williams in 2002 (4th round, #105), CB Dewayne Washington in 1994 (1st round, #18) and RB Ted Brown in 1979 (1st round, #16).

**COLLEGE** Started in 42-of-45 games during his career at NC State... Finished his Wolfpack career with 122 total tackles, 6 INTs and 26 PBU's... Elected team captain for the 2016 season and started all 13 games as a graduate-senior at CB... Matched his single-season career high with 2 INTs during his final season... Missed multiple games in the 2015 season due to minor knee injuries... Started 9 games in 2015 at CB... Started all 13 games for the 1st time in his college career in 2014 and led the team with 11 PBU's while posting a personal-best 40 total tackles

in a single season... Earned the team's Dewayne Washington Award for Defensive Back of the Year in 2014... Helped guide the Wolfpack to a 8-5 record in his 1st season as a full-time starter... 1 of 2 freshmen to start a game on defense in 2013 and would go on to start in 7 of 10 games... Received the 1st start of his career against Syracuse on 10/12/13, in which he recorded 2 INTs in 35 snaps before leaving the game with an shoulder injury... Named the ACC Rookie of the Week for performance against Syracuse... Tocho was also recognized by being name co-recipient of the team's Phillip Rivers Award, given to the Most Valuable Freshman... 2-time Academic All-ACC performer (2013 & 2014) and named to the 2014-15 ACC Academic Honor Rolls.

**PREP** Played CB, RB and S for coach Bill Geiler at Independence HS in Charlotte, NC... He lead his team to a 10-3 record as well as the 2nd round of the state playoffs... Was named the school's 2012 Scholar Athlete of the Year... Named to the *Associated Press* All-State team as a senior... Recognized as the All-Southwestern Co-Defensive Player of the Year and Conference Performer in his year senior and year.

TOCHO'S COLLEGE TOTALS

Year	GP/GS	Tackles							
		Solo	Asst.	Total	Sacks	INTs	PBU	TFL	FF/FR
2013	10/7	17	8	25	0.0	2	3	0.0	0/0
2014	13/13	33	7	40	0.0	1	11	0.0	0/0
2015	9/9	15	5	20	0.0	1	3	0.0	0/0
2016	13/13	33	4	37	1.0	2	9	2.0	0/0
<b>Totals</b>	<b>45/42</b>	<b>98</b>	<b>24</b>	<b>122</b>	<b>1.0</b>	<b>6</b>	<b>26</b>	<b>2.0</b>	<b>0/0</b>



Top Row (Left to Right): TE Bucky Hodges, C Pat Elflein, RB Dalvin Cook, DE Ifeadi Odenigbo, LB Ben Gedeon, DT Jaleel Johnson  
 Bottom Row (Left to Right): WR Stacy Coley, G Danny Isidora, G Rodney Adams, LB Elijah Lee, S Jack Tocho

# 2017 VIKINGS ROOKIE FREE AGENTS

## #64 Tashawn Bower // DE // LSU // 6-5, 250 // Somerville, NJ // Rookie

- Appeared in 40 games at LSU, making 7 starts throughout the 2015 and 2016 seasons.
- Totaled 60 tackles, 12 TFL, 5.5 sacks, 8 QBH and 2 FFs over his 4-year LSU career.
- Played at DE his first 3 years in Baton Rouge before transitioning to hybrid OLB/DE under new Defensive Coordinator Dave Aranda's 3-4 scheme as a senior.
- Turned in his best season as a senior, totaling 23 tackles and 4.0 sacks in a new defensive system.
- Finished his collegiate career with a bang, registering 3.0 sacks in his final game, a 29-9 win over Louisville and Heisman Trophy-winning QB Lamar Jackson in the Citrus Bowl.
- Part of a Tigers defense in 2016 that allowed the fewest TDs (16) and fewest TDs per game (1.3) in college football while ranking in the Top 10 nationally in scoring (#5 - 15.8 ppg) and total yards (#10 - 314.4 ypg).
- Turned in the 3rd-fastest time among defensive linemen in the 60-yard shuttle at the NFL combine with a time of 11.77.
- Participated in the NFLPA Collegiate Bowl leading up to the draft.
- Rated as a 4-star recruit coming out of Immaculata High School by ESPN, Rivals.com, Scout.com and 247Sports.com
- Participated in the Semper Fidelis All-American Bowl as a member of the East Coast.
- Finished his high school career with 95 total tackles, 16 TFL, 11.0 sacks, 7 PBU and 3 FFs.
- Ranked as a Top-15 recruit in the state of New Jersey by ESPN (#4), Rivals (#9) and 247Sports (#14).
- Majored in general business while in Baton Rouge.
- Has one sister, Olivia, and is a native of New Jersey.

## #63 Dylan Bradley // DT // Southern Miss. // 6-1, 286 // Macon, MS // Rookie

- Joins fellow Southern Miss alums DT Tom Johnson and T Rashod Hill on the Vikings roster.
- Totaled 190 tackles (96 solo), 37.5 TFL, 18 sacks, 5 PD, 3 FF and 1 FR in 46 games (31 starts) during his 4-year college career.
- Received All-Conference USA 1st-Team and Honorable Mention recognition as a senior and junior, respectively.
- Led the Golden Eagles in sacks (8.5) and TFL (15.5) and blocked 2 kicks as a senior.
- Contributed to Southern Miss defeat of Kentucky in Sept. of 2016, totaling 7 tackles, 2 TFL, 1.0 sack, and a FF/FR in their 44-35 comeback victory.
- Started all 13 games as a senior, including the 28-21 win over Louisiana-Lafayette in the New Orleans Bowl.
- Helped lead the Golden Eagles to a 9-5 record and a Heart of Dallas Bowl appearance in 2015 with new Vikings teammate Rashod Hill.
- Uncle, Jason Hatcher, played 147 career games during his 10-year NFL career for the Cowboys (2006-13) and Redskins (2014-15).
- Majored in sports management while at Southern Miss.
- Attended Noxubee County HS and led the Tigers to a 16-0 record and Class 4A state title as a senior.
- Named the MHSAA Class 4A All-State Defensive Player of the Year and to the All-State Defensive Team by the *Clarion-Ledger*.
- Participated in the Alabama-Mississippi All-Star Game.

## #76 Aviante Collins // T // TCU // 6-4, 292 // Houston, TX // Rookie

- Competed in 49 career games, including 36 starts, which led all active Horned Frogs following the 2016 campaign.
- Started all 13 games in 2016, helping TCU earn its 14th bowl game appearance (AutoZone Liberty Bowl) in the 16-year Gary Patterson era.
- Appeared in 3 games, before missing the rest of the 2015 season due to injury, for 1 of the nation's top offenses: 8th in passing (347.5 ypg), 7th in scoring (42.2 ppg) and 3rd in total offense (562.8 ypg).
- Competed in 8 games (1 start), helping the 3rd-ranked Horned Frogs earn a share of the Big 12 title and a Peach Bowl victory over Ole Miss, 42-3, in 2014.
- Part of an O-line that allowed 3 sacks per game, the NCAA's 13th-best mark, and helped the offense generate the 2nd-most points (46.5), 7th-most passing yards (326.2) and 5th-most offensive yards (533.0) per game in 2014.
- Saw action in all 12 games (3 starts at LT and 6 starts at RT) during the 2013 season.
- Started all 13 games (10 at RT and 3 at LT), helping TCU accumulate 1,977 yards rushing and 13 rushing TDs, as a true freshman in 2012.
- Earned All-Freshman Team Honorable Mention by *CollegeFootballNews.com* following the 2012 season.
- Played final season at TCU as a graduate student after earning his degree in the spring of 2016.
- Was a 3-year letterman in football and 4-year letterman in track at Willowridge High School in Houston, TX.
- Father, Bill, was inducted into the TCU Lettermen's Hall of Fame as a 3-time Southwest Conference championship sprinter.
- Brother, Lavon, was a 2-time All-American sprinter/hurdler for the Horned Frogs.
- First name pronounced AH-vee-on.

## #74 Caleb Kidder // DE // Montana // 6-4, 269 // Helena, MT // Rookie

- Totaled 29.5 TFL (tied with Packers LB Jordan Tripp in 11th in program history) in 47 games (25 starts) for the Grizzlies.
- Earned 2nd-Team All-Big Sky honors after totaling 5.5 sacks, 11 TFL (6th and 5th most in the Big Sky, respectively) and a team-high 2 FRs as a redshirt senior in 2016.
- Helped the 25th-ranked Grizzlies to a 6-5 record after transitioning from DT to DE before the 2016 campaign.
- Received 1st-Team All-Big Sky accolades as a DT after recording 82 tackles (23 solo), 10 TFL and 3.5 sacks as a redshirt junior.
- Helped lead the #14 Grizzlies to an 8-5 mark and an at-large bid to the FCS Playoffs during the 2015 season.
- Opened the 2014 season against Wyoming but redshirted the remainder of the season due to injury.
- Pressed into action as an underclassman, totaling 54 tackles (14 solo), 8.5 TFL and 5 sacks during his freshman and sophomore seasons (2012-13).
- Tabbed Montana's Gatorade Player of the Year and AA Defensive MVP as a high school senior, when he led the Helena Capital Bruins to a 12-1 record and the Class AA state championship.
- Was a 4-time 1st-Team All-State honoree and played in Montana's annual East-West Shrine Game and Montana-Dakota All-Star Game.
- Was a Top 5 ski racer in the western U.S. in junior high.
- Majored in business administration at Montana.

### #3 Wes Lunt // QB // Illinois // 6-4, 222 // Rochester, IL // Rookie

- Started 26 out of the 28 games played in his Illinois career.
- Finished his Illini career 7th in passing yards (5,900), 7th in completions (550) and 8th in TD passes (36) in Illinois history.
- Three-time Academic All-Big Ten ('14, '15 & '16).
- Started his collegiate career with Oklahoma State in 2012.
- Made 5 starts for the Cowboys as a true freshman, the 1st 3 games of the season and 2 in the middle of the season, before injuries ended both streaks.
- Was the first true freshman QB to start a season-opener at OSU since 1950, completing all 11 passes for 123 yards in less than a quarter of play in an 84-0 win over Savannah State.
- Majored in sports management at the University of Illinois.
- All-state pick by the *Chicago Tribune* and was the 2011 *Champaign News-Gazette* state player of the year after throwing for 3,650 yards, 31 touchdowns and just 4 interceptions despite missing several games early in the season due to injury.
- Amassed more than 7,000 passing yards, had 65 touchdown passes and just 8 interceptions over his last 2 seasons at Rochester while being coached by Derek Leonard.
- Four-Star recruit and ranked as No. 7 QB in the nation coming out of high school by Rivals.
- Also lettered 3 times in basketball.
- Attended Whitnall High School (WV) near Milwaukee, where he threw for 5,094 yards and 41 TDs and had 12 rushing TDs.
- Son of Andy and Jane Lunt.

### #66 Sam McCaskill // DE // Boise State // 6-3, 246 // Eugene, OR // Rookie

- Totaled 100 tackles (54 solo), 20.5 TFL and 10.5 sacks in 51 games for the Broncos.
- Earned 1st-Team All-Mountain West honors after totaling 50 tackles (30 solo), a team-high 14 TFL and 6.5 sacks.
- Helped Boise State to a 10-3 record, a share of the Mountain Division title and a Cactus Bowl bid as a redshirt senior in 2016.
- Appeared in 13 games – notching 17 tackles (7 solo), a half-sack and 1.5 TFL – and helped the Broncos earn a Poinsettia Bowl championship as a redshirt junior in 2015.
- Totaled 26 tackles (13 solo), 4 TFL and 2.5 sacks in 14 games (13 starts), helping lead the #16 Broncos (12-2) to Mountain West and Fiesta Bowl titles as a redshirt sophomore in 2014.
- Tallied 5 stops (4 solo) and 1.5 sacks in the Fiesta Bowl win over #10 Arizona (12/31/14).
- Saw action in 11 games on special teams and as a reserve DE during his redshirt freshman campaign in 2013.
- Prepped at Sheldon High School, where he earned 1st-Team All-Class 6A and Southwest Conference Defensive Player of the Year honors at DE and C after leading the state in tackles (115) and sacks (16) as a senior in 2011.
- Received 1st-Team (DE) and 2nd-Team (C) All-League recognition after leading the state in sacks (12.5) as a junior in 2010, and helped lead the Fighting Irishman to a state championship as a sophomore in 2009.
- Majored in supply chain management at Boise State.
- Member of the National Honor Society while in high school.

### #44 Terrell Newby // RB // Nebraska // 5-9, 204 // Los Angeles, CA // Rookie

- Teammates with current Vikings T Jeremia Sirles at Nebraska during the 2013 season, when the #25 Huskers (9-4) claimed a Gator Bowl victory over Georgia.
- Totaled 2,239 yards and 20 TDs on 458 carries (4.8 average) in 52 games (20 starts), helping lead his team to 4 bowl game appearances (2 wins) during his 4-year Huskers career.

• Did not miss a game in his college career and became the 8th RB in program history to total 50 catches.

- Earned All-Big Ten Honorable Mention (media) after leading the Huskers in rushing for the 2nd-consecutive season with 879 yards and 7 TDs on 190 attempts (4.6 average) in 2016.
- Secured 8 TD receptions during his senior season, helping lead the Huskers to a 9-4 record and Music City Bowl appearance.
- Led the Huskers in rushing with 765 yards and 6 TDs on 147 attempts (5.2 average) as a junior in 2015.
- Named Big Ten Offensive Player of the Week after rushing for 79 yards on 18 carries – part of Nebraska's 610 yards of total offense (242 rushing) – vs. Southern Miss (9/26/15).
- Named to the 2015 Brook Berringer and Tom Osborne Citizenship Teams for his involvement in Uplifting Athletes, Mad Dads, NFL Fuel Up to Play 60, School is Cool Week, Shop with a Jock and hospital visits.
- Saw action in all 26 games during his freshman and sophomore campaigns, totaling 595 yards on 121 carries (4.9 average) during the 2013-14 seasons.
- Prepped at Chaminade High School in West Hills, CA, where he tallied back-to-back 2,000-yard rushing seasons and totaled 105 career TDs.
- Led the Eagles to a 12-2 record and a trip to the CIF Southern Section playoff finals and earned *Los Angeles Times* All-Star Team honors, Western Division Offensive Player of the Year and the *Los Angeles Daily News* Player of the Year with 2,305 rushing yards and 45 rushing TDs as a senior in 2012.
- Rushed for 360 yards and 8 TDs in Chaminade 78-34 victory over Harvard-Westlake in 2012.

### #87 Josiah Price // TE // Michigan State // 6-4, 249 // Greentown, IN // Rookie

- Michigan State's all-time leader among TEs for most TD catches (21), which also ranks 4th among all players in school history.
- 2-time 3rd-Team All-Big Ten (2015, 2016) selection.
- 2016 Wuerffel Trophy Semifinalist (Outstanding Community Service).
- 2-time Mackey Award Midseason Watch List (2015, 2016).
- Finished his MSU career with 25 starts while ranking 3rd among Spartan tight ends in catches (104) and receiving yards (1,238).
- Recorded 38 receptions for 387 yards and 5 TDs, which were the most TD catches by a Big Ten tight end during the regular season.
- Tied Michigan State's single-season record for most TD catches (6) by a TE (Kellen Davis, 2007) twice in 2015 and 2014.
- Recorded his first multi-TD (2 yards, 4 yards) game against Rutgers on 11/12/16.
- Became just the 4th Spartans TE to reach the 1,000 career yards plateau, topping the mark with 29 yards vs. BYU on 10/8/16.
- 1 of 25 players in program history to earn Academic All-Big Ten honors four times.
- Received his bachelor's degree in hospitality business in December 2016.

### #38 Horace Richardson // CB // SMU // 5-11, 199 // Fort Worth, TX // Rookie

- Led the AAC and tied for 7th in the nation in FBS with 6 interceptions.
- Earned 1st-Team All-AAC honors as a senior.
- Earned degree in environmental studies in fall 2016.
- Aspires to a career with the Environmental Protection Agency after football.
- Joined Vikings as a rookie free agent following the 2017 Draft.

• Named AAC Defensive Player of the Week after he returned 2 INTs for a TDs at East Carolina (11/13/16) as a senior.

• Ranked tied for 3rd in FBS ranks with 6 INTs on the 2016 season.

• Started 25 games in final 3 seasons and played in 37 in his career with the Mustangs.

• Posted 10 career INTs and had career-best 32 tackles as a senior.

• Saw time as a true freshman for SMU but suffered injury that earned him hardship redshirt in 2012.

• As a prep at Everman High in Texas, he was named District 7-4A Utility Player of the Year and 1st-Team All-District as a DB.

• Lettered in basketball and track in high school.

• Member of National Honor Society at Everman High in suburban Fort Worth.

### #83 RJ Shelton // WR // Michigan State // 5-10, 200 // Beaver Dam, WI // Rookie

• Joins CB Trae Waynes as the only Wisconsin natives on the Vikings roster.

• The four-year letterwinner had 116 catches for 1,471 yards and scored a total of 16 TDs (11 receiving, four rushing, one kick return) in 52 career games, including 23 starts.

• Finished his career ranked among MSU's all-time leaders in kick return yards (2nd with 1,855), kick returns (2nd with 80), all-purpose yards (13th with 3,900), receptions (tied for 17th with 116) and TD catches (tied for 18th with 11).

• Surpassed 1,000 all-purpose yards 3 times in his career (1,114 in 2014; 1,051 in 2015; career-high 1,377 in 2016).

• Spent 4 years as the team's starting kick returner

• Majored in advertising at Michigan State.

• Selected to play in the 2017 NFLPA Collegiate Bowl in Carson, California.

• Voted the MVP (Governor's Award) by his teammates in 2016, becoming the 4th wide receiver under Mark Dantonio (B.J. Cunningham in 2011; Tony Lippett in 2014; Aaron Burbridge in 2015) to win the Governor's Award.

• Named 2nd-Team All-Big Ten by the coaches in 2016.

• Led the team in receptions (53), receiving yards (789) and all-purpose yards (1,377), and tied for the team lead in TD catches (5), all of which were career highs.

• In his senior year, he tied for 5th in the Big Ten in receptions (4.4 pg), and ranked 5th in all-purpose yards (114.8 ypg), 6th in receiving yards (65.8 ypg) and tied for 9th in TD catches (5).

• Was easily MSU's most explosive player in 2016 as he led the team with 22 plays of 20 yards or more (11 kick returns, 10 receptions, one rushing). He also accounted for 4 of the team's 8 plays of 50-plus yards.

### #9 Taylor Symmank // P // Texas Tech // 6-2, 195 // Richardson, TX // Rookie

• Finished his career at Texas Tech as the career record holder in gross punting average (43.6 yards).

• Averaged 46.0 yards per punt as a senior in 2015, the 2nd-best mark in program history, on 33 total kicks with a 68-yard long.

• Began his career at Southern Arkansas University, where he recorded 45 punts for 1,797 yards (39.9 average), 11 inside the 20-yard line.

• Earned All-Big 12 Honorable Mention as a junior in 2014 with a 42.6 gross punting average, 17 punts downed inside the 20-yard line and 8 50-plus yard punts on 54 total kicks.

• Ray Guy Award candidate during his junior season after totaling 2,303 yards on 54 punts without allowing a block punt.

• Symmank took part in the Vikings Rookie Minicamp in both 2016 and 2017.

• Majored in marketing at Texas Tech.

• Attended McKinney Boyd High School in McKinney, Texas.

• Earned *Associated Press* all-state and all-district Honors as a senior.

• Also handled place kicking duties in high school and did not miss a PAT or FG from inside the 44 yards during his prep career.

• Competed in soccer, earning 2nd-Team all-state recognition as a senior.

### #66 Freddie Tagaloa // G // Arizona // 6-7, 308 // San Pablo, CA // Rookie

• Finished collegiate career at Arizona from 2014-16 after starting at California.

• Played in 9 games as a senior in 2016 and started 7, all action coming at LG.

• Started 8 games as a junior in 2015 for Arizona, the opening 4 games at LT and the next 4 at LG before injury ended season.

• Spent 2014 as a redshirt following transfer from fellow Pac-12 school California.

• Started 7 and played in 12 games as a sophomore in 2013, getting the start at LT in the 7 games.

• Voted by teammates as a captain for the 2013 season despite only being a sophomore.

• As a true freshman in 2013, played in 11 games off the bench as a backup LT and RT.

• During Cal tenure, played in 23 of a possible 24 games under 2 head coaches, Jeff Tedford in 2012 and Sonny Dykes in 2013.

• Best season of his collegiate career was in 2015 when Arizona went 7-6 and won the New Mexico Bowl.

• Highly recruited player at Salesian High in Richmond, CA.

• Rated as the #13 and #17 OT prospect in the nation as a senior by MaxPreps and Rivals, respectively.

• Standout in basketball, was a 4-year starter at C for the Salesian High team that won state title in freshman year.

• Earned degree in criminal justice from Arizona in May 2017.

• Aspires to a career in forensic accounting and has been admitted to master's coursework in accounting at U of A.

• Father was a career guard at San Quentin State Prison, and Freddie did an internship at the facility.

• Is the youngest of 4 children in his family.

### #57 Shaan Washington // LB // Texas A&M // 6-2, 237 // Alexandria, LA // Rookie

• Played in and started in his last 26 games at Texas A&M.

• Finished his Aggies career with 275 tackles (111 solo), 22.0 TFL, 11 PD, 4 FF and 3 FR in 48 games played.

• Was an immediate impact player for Texas A&M by seeing action in 12 games as a true freshman and finishing with 26 tackles (10 solo).

• Led Texas A&M in tackles (104) in the 2016 seasons.

• Coached by Jeffrey Fitzgerald at Alexandria Senior High School in Alexandria, Louisiana.

• Recorded 72 tackles, 2 sacks, 4 PBUs, and 2 INTs returned for TDs in his senior season.

• Named District 3-4A Defensive MVP.

• Earned First-Team All-CenLa and All-District 3-4A First-Team honors.

• Earned Second-Team All-State (LFCAO and Class 4A All-State Honorable Mention (LSWA)).

• Three-Star recruit by ESPN.com, Rivals.com and Scout.com

• Majored in recreation, park and tourism science.

• Son of Shaan Washington, Sr. and Vivian Stephenson.

### #50 Eric Wilson // LB // Cincinnati // 6-1, 230 // Redford, MI // Rookie

KICKOFF

EXECUTIVES

COACHES

STAFF

PLAYERS

ROOKIES

2016 SEASON


RECORDS

PLAYOFF RECORDS

HISTORY

EXTRA POINTS

- Started 24 of his 38 career games played at Cincinnati.
- Led Bearcats in tackles as a junior and senior.
- Began collegiate career at Northwestern, where he was teammates with Vikings draft pick Ifeadi Odenigbo.
- Earned degree in sports management in December 2016 from Cincinnati.
- Served as an intern in UC athletics facilities and operations.
- Helped Bearcats go 9-4 in 2014 and win All-American Athletic Conference title, advancing to Military Bowl where they lost to Virginia Tech and current Vikings TE Bucky Hodges.
- Named 1st-Team All-American Athletic Conference as a senior in 2016 and named Claude Rust award winner as team MVP.
- Had career-best 126 tackles and 3.0 sacks in senior campaign and had 15-tackle, 2-sack day in season opener against Tennessee-Martin.
- Had 106 tackles as a junior in 2015 and started 12 of his 13 games played.
- Earned 2nd-Team All-AAC as a junior and was named AAC Defensive Player of the Week for 18-tackle day at Miami (OH).
- Standout in football, track and basketball at Thurston High in Redford, MI, a suburb of Detroit.
- Ranked #25 overall football prospect in Michigan by ESPN.com as a senior.
- Helped Thurston High to 4 straight conference titles in football while garnering All-State honors.
- Enjoys skateboarding in his free time.
- Is the oldest of 3 children; has 2 younger sisters.



Tashawn Bower



Dylan Bradley



Aviante Collins



Caleb Kidder




Wes Lunt



Sam McCaskill




Terrell Newby



Josiah Price



Horace Richardson



RJ Shelton



Taylor Symmank



Freddie Tagaloa



Shaan Washington



Eric Wilson

# 2016 VIKINGS ROSTER

No.	Name	Pos	Ht	Wt	Birthdate	Exp	College	HS Hometown	Acquired
1	Marshall Koehn	K	6-1	197	8/29/92	1	Iowa	Solon, IA	FA '17
2	Kai Forbath	K	5-11	197	9/2/87	6	UCLA	Santa Monica, CA	FA '16
3	Wes Lunt	QB	6-4	222	10/7/93	R	Illinois	Rochester, IL	UDFA '17
4	Ryan Dugley	P	6-2	205	1/26/90	5	Boston College	Little River, SC	FA '17
5	Teddy Bridgewater	QB	6-2	215	11/10/92	4	Louisville	Miami, FL	01b '14
6	Taylor Heinicke	QB	6-1	210	3/15/93	3	Old Dominion	Suwanee, GA	UDFA '15
7	Case Keenum	QB	6-1	215	2/17/88	5	Houston	Abilene, TX	UFA '17
8	Sam Bradford	QB	6-4	224	11/8/87	8	Oklahoma	Oklahoma City OK	T (PHI) '16
9	Taylor Symmank	P	6-2	195	10/2/92	R	Texas Tech.	Richardson, TX	UDFA '17
11	Lajon Treadwell	WR	6-2	215	6/14/95	2	Mississippi	Crete, IL	01 '16
12	Rodney Adams	WR	6-1	189	9/15/94	R	South Florida	St. Petersburg, FL	05a '17
13	Stacy Coley	WR	6-0	195	5/13/94	R	Miami	Pompano Beach, FL	07a '17
14	Stefon Diggs	WR	6-0	191	11/29/93	3	Maryland	Gaithersburg, MD	05b '15
15	Isaac Fruechte	WR	6-3	210	3/7/91	2	Minnesota	Caledonia, MN	UDFA '15
16	Cayleb Jones	WR	6-3	209	3/21/93	1	Arizona	Austin, TX	PS '16
17	Jarius Wright	WR	5-10	191	11/25/89	6	Arkansas	Warren, AR	04a '12
18	Michael Floyd	WR	6-3	220	11/27/89	6	Notre Dame	St. Paul, MN	FA '17
19	Adam Thielen	WR	6-2	200	8/22/90	4	Minnesota State	Detroit Lakes, MN	UDFA '13
20	Mackensie Alexander	CB	5-10	192	11/23/93	2	Clemson	Immokalee, FL	02 '16
21	Jerick McKinnon	RB	5-9	205	5/3/92	4	Georgia Southern	Marietta, GA	03b '14
22	Harrison Smith	S	6-2	214	2/2/89	6	Notre Dame	Knoxville, TN	01b '12
23	Terence Newman	CB	5-10	197	9/4/78	15	Kansas State	Salina, KS	FA '15
24	Jabari Price	CB	5-11	200	8/31/92	4	North Carolina	Pompano Beach, FL	07c '14
25	Lataavius Murray	RB	6-3	230	1/18/90	5	Central Florida	Nedrow, NY	FA '17
26	Trae Waynes	CB	6-0	190	7/25/92	3	Michigan State	Kenosha, WI	01 '15
27	Jayron Kearse	S	6-4	215	2/11/94	2	Clemson	Ft. Myers, FL	07b '16
29	Kavir Rhodes	CB	6-1	218	6/19/90	5	Florida State	Miami, FL	01b '13
30	C.J. Ham	RB	5-11	235	7/22/93	1	Augustana	Duluth, MN	UDFA '16
32	Antone Exum Jr.	S	6-0	219	2/27/91	4	Virginia Tech	Glen Allen, VA	06a '14
33	Dalvin Cook	RB	5-10	210	8/10/95	R	Florida State	Miami, FL	02 '17
34	Andrew Sendejo	S	6-1	210	9/9/87	6	Rice	San Antonio, TX	FA '11
35	Marcus Sherels	CB	5-10	175	9/30/87	7	Minnesota	Rochester, MN	UDFA '10
36	Tre Roberson	CB	6-0	200	10/22/92	1	Illinois State	Indianapolis, IN	UDFA '16
37	Terrell Sinkfield	CB	6-1	195	12/10/90	1	Northern Iowa	Minnetonka, MN	FA '17
38	Horace Richardson	CB	5-11	199	9/28/93	R	SMU	Fort Worth, TX	UDFA '17
39	Jack Tocho	S	6-0	202	11/2/95	R	N.C. State	Charlotte, NC	07d '17
40	Kentrell Brothers	LB	6-1	242	2/8/93	2	Missouri	Edmond, OK	05 '16
41	Anthony Harris	S	6-1	192	10/9/91	3	Virginia	Chesterfield, VA	UDFA '15
42	Ben Gedeon	LB	6-2	244	10/16/94	R	Michigan	Hudson, OH	04b '17
43	Bishop Sankey	RB	5-10	213	9/15/92	4	Washington	Wadsworth, OH	PS '16
44	Terrell Newby	RB	5-9	204	7/25/95	R	Nebraska	Los Angeles, CA	UDFA '17
47	Kevin McDermott	LS	6-5	240	1/12/90	5	UCLA	Nashville, TN	FA '15
50	Eric Wilson	LB	6-1	230	9/26/94	R	Cincinnati	Redford, MI	UDFA '17
51	Edmond Robinson	LB	6-3	245	2/23/92	3	Newberry	Wadmalaw Island, S.C.	07b '15
54	Eric Kendricks	LB	6-0	232	2/29/92	4	UCLA	Fresno, CA	02 '15
55	Anthony Barr	LB	6-5	255	3/18/92	3	UCLA	San Pedro, CA	01a '14
56	Elijah Lee	LB	6-2	229	2/8/96	R	Kansas State	Blue Springs, MO	07c '17
57	Shaan Washington	LB	6-2	237	12/29/93	R	Texas A&M	Alexandria, LA	UDFA '17
59	Emmanuel Lamur	LB	6-4	245	6/8/89	6	Kansas State	West Palm Beach, FL	UFA '16
60	Headi Odenigbo	DE	6-3	258	4/8/94	R	Northwestern	Centerville, OH	07b '17
61	Joe Berger	C	6-5	305	5/25/82	13	Michigan Tech	Newaygo, MI	FA '11
62	Nick Easton	C	6-3	303	6/16/92	3	Harvard	Lenoir, NC	T (SF) '15
63	Dylan Bradley	DT	6-1	286	2/4/95	R	Southern Mississippi	Macon, MS	UDFA '17
63	Danny Isidora	G	6-3	306	6/5/94	R	Miami	Weston, FL	05b '17
64	Willie Beavers	G	6-5	322	10/2/93	2	Western Michigan	Southfield, MI	04 '16
64	Tashawn Bower	DE	6-5	250	2/18/95	R	LSU	Somerville, NJ	UDFA '17
65	Pat Elflein	C	6-3	303	7/6/94	R	Ohio State	Pickerington, OH	03 '17
66	Sam McCaskill	DE	6-3	246	3/18/94	R	Boise State	Eugene, OR	UDFA '17
66	Freddie Tagaloa	G	6-7	308	3/4/94	R	Arizona	San Pablo, CA	UDFA '17
67	Zac Kerin	G	6-5	305	8/13/91	3	Toledo	Lewis Center, OH	UDFA '14
68	T.J. Clemmings	T	6-5	309	11/18/91	3	Pittsburgh	Teaneck, N.J.	04 '15
69	Rashod Hill	T	6-6	313	1/12/92	2	Southern Mississippi	Jacksonville, FL	PS (JAX) '16
71	Riley Reiff	T	6-6	305	12/1/88	6	Iowa	Parkston, SD	FA '17
72	Mike Remmers	T	6-5	310	4/11/89	5	Oregon State	Portland, OR	FA '17
73	Sharrif Floyd	DT	6-3	311	5/28/91	5	Florida	Philadelphia, PA	01a '13
74	Caleb Kidder	DE	6-4	269	2/4/94	R	Montana	Helena, MT	UDFA '17
74	Austin Shepherd	T	6-4	327	5/28/92	3	Alabama	Buford, GA	07a '15
75	Alex Boone	G	6-8	310	5/4/87	8	Ohio State	Lakewood, OH	UFA '16
76	Aviante Collins	T	6-4	292	4/21/93	R	TCU	Houston, TX	UDFA '17
78	Jeremiah Sirles	T	6-6	315	8/8/91	4	Nebraska	Lakewood, CO	T (SD) '15
79	Reid Fragel	T	6-8	318	2/22/91	2	Ohio State	Chicago, IL	FA '17
81	Moritz Bohringer	WR	6-4	225	10/16/93	1	N/A	Aalen, Germany	05a '16
82	Kyle Rudolph	TE	6-6	265	11/9/89	7	Notre Dame	Cincinnati, OH	02 '11
83	R.J. Shelton	WR	5-10	200	5/6/94	R	Michigan State	Beaver Dam, WI	UDFA '17
84	Bucky Hodges	TE	6-6	257	8/8/95	R	Virginia Tech	Virginia Beach, VA	06 '17
85	Nick Truesdell	TE	6-6	252	3/14/90	1	Grand Rapids CC	Cincinnati, OH	FA '17
86	Kyle Carter	TE	6-3	245	12/17/92	1	Penn State	New Castle, DE	UDFA '16
87	Josiah Price	TE	6-4	249	7/19/93	R	Michigan State	Greentown, IN	UDFA '17
89	David Morgan	TE	6-4	265	5/19/93	2	Texas-San Antonio	Marble Falls, TX	06b '16
90	Will Sutton	DT	6-1	290	10/3/91	4	Arizona State	Corona, CA	FA '17
91	Stephen Weatherly	DE	6-5	265	3/19/94	2	Vanderbilt	Snellville, GA	07a '16
92	Tom Johnson	DT	6-3	288	8/30/84	7	Southern Mississippi	Miss Point, MS	FA '14
93	Shamar Stephen	DT	6-5	310	2/25/91	4	Connecticut	Westbury, N.Y.	07a '14
94	Jaleel Johnson	DT	6-3	316	7/12/94	R	Iowa	Brooklyn, NY	04a '17
95	Datone Jones	DE	6-5	288	7/24/90	5	UCLA	Compton, CA	UFA '17
96	Brian Robison	DE	6-3	259	4/27/83	11	Texas	Splendor, TX	04 '07
97	Everson Griffen	DE	6-3	273	12/22/87	8	Southern California	Avondale, AZ	04 '10
98	Linval Joseph	DT	6-4	329	10/10/88	8	East Carolina	Gainesville, FL	FA '14
99	Danielle Hunter	DE	6-5	252	10/29/94	3	LSU	Katy, TX	03 '15

KICKOFF  
EXECUTIVES  
COACHES  
STAFF  
PLAYERS  
ROOKIES  
2016 SEASON  
RECORDS  
PLAYOFF RECORDS  
HISTORY  
EXTRA POINTS



TM



**OFFICIAL BEER  
SPONSOR OF THE  
MINNESOTA VIKINGS**

**GREAT BEER  
GREAT RESPONSIBILITY®**

©2016 MILLER BREWING CO., MILWAUKEE, WI

**2016 SEASON**



# 2016 REGULAR SEASON STATISTICS

## WON 8, LOST 8

9/11	.....	W	25-16	.....	at Tennessee	63	816
9/18	.....	W	17-14	.....	vs. Green Bay	66	813
9/25	.....	W	22-10	.....	vs. Carolina	73	813
10/3	.....	W	24-10	.....	vs. New York Giants	66	690
10/9	.....	W	31-13	.....	vs. Houston	66	683
10/16	.....	BYE WEEK					
10/23	.....	L	21-10	.....	at Philadelphia	69	596
10/31	.....	L	20-10	.....	at Chicago	60	422
11/6	.....	L	22-16 (OT)	.....	vs. Detroit	66	807
11/13	.....	L	26-20	.....	at Washington	78	216
11/20	.....	W	30-24	.....	vs. Arizona	66	808
11/24	.....	L	16-13	.....	at Detroit	63	793
12/1	.....	L	17-15	.....	vs. Dallas	66	860
12/11	.....	W	25-16	.....	at Jacksonville	62	701
12/18	.....	L	34-6	.....	vs. Indianapolis	66	820
12/24	.....	L	38-25	.....	at Green Bay	77	856
1/1/17	.....	W	38-10	.....	vs. Chicago	66	808

## VIKINGS OPPONENTS

<b>Total First Downs</b>	<b>303</b>	<b>304</b>
Rushing	66	87
Passing	209	186
Penalty	28	31
3rd Down: Made/Att	81/213	80/206
3rd Down Pct.	38.0%	38.8%
4th Down: Made/Att	8/18	3/14
4th Down Pct.	44.4%	21.4%
Possession Avg.	<b>30:24</b>	<b>29:36</b>
<b>Total Net Yards</b>	<b>5,041</b>	<b>5,038</b>
Avg. Per Game	315.1	314.9
Total Plays	1,006	993
Avg. Per Play	5.0	5.1
<b>Net Yards Rushing</b>	<b>1,205</b>	<b>1,711</b>
Avg. Per Game	75.3	106.9
Total Rushes	380	404
<b>Net Yards Passing</b>	<b>3,836</b>	<b>3,327</b>
Avg. Per Game	239.8	207.9
Sacked/Yards Lost	38/283	41/319
Gross Yards	4,119	3,637
Attempts/Completions	588/414	548/332
Completion Pct.	70.4%	60.6%
Had Intercepted	5	14
Yards/Average	<b>74/42.6</b>	<b>72/45.7</b>
Net Punting Avg.	<b>39.0</b>	<b>39.7</b>
Penalties/Yards	<b>103/882</b>	<b>99/825</b>
Fumbles/Ball Lost	<b>20/11</b>	<b>23/13</b>
Touchdowns	<b>36</b>	<b>32</b>
Rushing	9	9
Passing	20	22
Returns	7	1

## SCORE BY PERIODS

	Q1	Q2	Q3	Q4	OT	PTS
Vikings	56	105	58	108	0	327
Opponents	71	121	27	82	6	307

## SCORING

	TD	Ru	Pa	Rt	K-PAT	FG	2Pt	PTS
K.Forbath	0	0	0	0	11/14	15/15	0	56
B.Walsh	0	0	0	0	15/19	12/16	0	51
K.Rudolph	7	0	7	0	0/0	0/0	0	42
M.Asiaata	6	6	0	0	0/0	0/0	0	36
A.Thielen	5	0	5	0	0/0	0/0	0	30
J.McKinnon	4	2	2	0	0/0	0/0	1	26
C.Patterson	3	0	2	1	0/0	0/0	0	18
S.Diggs	3	3	0	0	0/0	0/0	0	18
M.Sherels	2	0	0	2	0/0	0/0	0	12
D.Hunter	1	0	0	1	0/0	0/0	1	8
J.Wright	1	0	1	0	0/0	0/0	0	6
E.Kendricks	1	0	0	1	0/0	0/0	0	6
E.Griffin	1	0	0	1	0/0	0/0	0	6
X.Rhodes	1	0	0	1	0/0	0/0	0	6
R.Ellison	1	1	0	0	0/0	0/0	0	6
<b>Vikings</b>	<b>36</b>	<b>9</b>	<b>20</b>	<b>7</b>	<b>26/33</b>	<b>27/31</b>	<b>2</b>	<b>327</b>
<b>Opponents</b>	<b>32</b>	<b>9</b>	<b>22</b>	<b>1</b>	<b>29/29</b>	<b>28/32</b>	<b>1</b>	<b>307</b>

2-Pt. Conversions: Vikings: 1/3, Opponents: 1/2

Sacks: D.Hunter 12.5, E.Griffin 8.0, B.Robison 7.5, L.Joseph 4.0, E.Kendricks 2.5, H.Smith 2.0, A.Barr 2.0, T.Johnson 2.0, A.Sendejo 0.5  
**Vikings: 41.0, Opponents: 38.0**

<b>RUSHING</b>	<b>No.</b>	<b>Yds</b>	<b>Avg</b>	<b>Long</b>	<b>TD</b>
J.McKinnon	159	539	3.4	36	2
M.Asiaata	121	402	3.3	29	6
A.Peterson	37	72	1.9	13	0
S.Bradford	20	53	2.7	24	0
R.Hillman	18	50	2.8	14	0
C.Patterson	7	43	6.1	22	0
Z.Line	7	15	2.1	5	0
A.Thielen	2	15	7.5	11	0
S.Diggs	3	10	3.3	12	0
S.Hill	5	5	1.0	9	0
R.Ellison	1	1	1.0	1	1
<b>Vikings</b>	<b>380</b>	<b>1,205</b>	<b>3.2</b>	<b>36</b>	<b>9</b>
<b>Opponents</b>	<b>404</b>	<b>1,711</b>	<b>4.2</b>	<b>69</b>	<b>9</b>

<b>RECEIVING</b>	<b>No.</b>	<b>Yds</b>	<b>Avg</b>	<b>Long</b>	<b>TD</b>
S.Diggs	84	903	10.8	46	3
K.Rudolph	83	840	10.1	44	7
A.Thielen	69	967	14.0	71t	5
C.Patterson	52	453	8.7	39	2
J.McKinnon	43	255	5.9	41	2
M.Asiaata	32	263	8.2	31	0
C.Johnson	20	232	11.6	40	0
J.Wright	11	67	6.1	11	1
R.Ellison	9	67	6.3	21	0
R.Hillman	4	43	10.8	32	0
A.Peterson	3	8	2.7	7	0
L.Treadwell	1	15	15.0	15	0
M.Pruitt	1	7	7.0	7	0
S.Bradford	1	5	5.0	5	0
D.Morgan	1	4	4.0	4	0
<b>Vikings</b>	<b>414</b>	<b>4,119</b>	<b>9.9</b>	<b>71t</b>	<b>20</b>
<b>Opponents</b>	<b>332</b>	<b>3,637</b>	<b>11.0</b>	<b>67</b>	<b>22</b>

<b>INTERCEPTIONS</b>	<b>No.</b>	<b>Yds</b>	<b>Avg</b>	<b>Long</b>	<b>TD</b>
X.Rhodes	5	133	26.6	100t	1
T.Waynes	3	4	1.3	4	0
A.Sendejo	2	18	9.0	16	0
E.Kendricks	1	77	77.0	77t	1
C.Greenway	1	17	17.0	17	0
T.Johnson	1	4	4.0	4	0
T.Newman	1	0	0.0	0	0
<b>Vikings</b>	<b>14</b>	<b>253</b>	<b>18.1</b>	<b>100t</b>	<b>2</b>
<b>Opponents</b>	<b>5</b>	<b>35</b>	<b>7.0</b>	<b>22</b>	<b>0</b>

<b>PUNTING</b>	<b>No.</b>	<b>Yds</b>	<b>Avg</b>	<b>Net</b>	<b>TB</b>	<b>In</b>	<b>Lg</b>	<b>B</b>
J.Locke	74	3,155	42.6	39.0	3	34	72	0
<b>Vikings</b>	<b>74</b>	<b>3,155</b>	<b>42.6</b>	<b>39.0</b>	<b>3</b>	<b>34</b>	<b>72</b>	<b>0</b>
<b>Opponents</b>	<b>72</b>	<b>3,289</b>	<b>45.7</b>	<b>39.7</b>	<b>4</b>	<b>26</b>	<b>64</b>	<b>0</b>

<b>PUNT RETURNS</b>	<b>Ret</b>	<b>FC</b>	<b>Yds</b>	<b>Avg</b>	<b>Long</b>	<b>TD</b>
M.Sherels	21	17	292	13.9	79t	2
S.Diggs	6	1	45	7.5	19	0
A.Thielen	6	3	8	1.3	9	0
C.Patterson	1	1	9	9.0	9	0
<b>Vikings</b>	<b>34</b>	<b>22</b>	<b>354</b>	<b>10.4</b>	<b>79t</b>	<b>2</b>
<b>Opponents</b>	<b>26</b>	<b>28</b>	<b>209</b>	<b>8.0</b>	<b>32</b>	<b>0</b>

<b>KICKOFF RETURNS</b>	<b>No.</b>	<b>Yds</b>	<b>Avg</b>	<b>Long</b>	<b>TD</b>
C.Patterson	25	792	31.7	104t	1
M.Sherels	2	35	17.5	18	0
D.Morgan	2	29	14.5	18	0
A.Thielen	1	19	19.0	19	0
C.Johnson	1	16	16.0	16	0
M.Asiaata	1	11	11.0	11	0
L.Treadwell	1	0	0.0	0	0
<b>Vikings</b>	<b>33</b>	<b>902</b>	<b>27.3</b>	<b>104t</b>	<b>1</b>
<b>Opponents</b>	<b>38</b>	<b>980</b>	<b>25.8</b>	<b>98t</b>	<b>1</b>

<b>FIELD GOALS</b>	<b>1-9</b>	<b>20-29</b>	<b>30-39</b>	<b>40-49</b>	<b>50+</b>
B.Walsh	1/1	1/1	5/6	4/6	1/2
K.Forbath	0/0	5/5	5/5	4/4	1/1
<b>Vikings</b>	<b>1/1</b>	<b>6/6</b>	<b>10/11</b>	<b>8/10</b>	<b>2/3</b>
<b>Opponents</b>	<b>0/0</b>	<b>7/7</b>	<b>8/8</b>	<b>8/9</b>	<b>5/8</b>

Walsh: (37WL, 56WL, 50, 33, 45, 30) (46) (28, 31) (46WL, 44) (19) (48) (30) (33, 46B) (1)  
 Forbath: (27) (30, 28) (48, 36, 33) (43, 32, 40, 46) (32, 51) (22, 26) (21)  
 Opponents: (28) (1) (48, 54RU) (40) (51WR, 38, 30) (35, 27) (30, 28) (47, 53, 58) (30, 37, 50, 28) (34) (29, 48, 40) (39) (45, 55, 24, 41WR, 61B) (48, 50) (48) (29)

Fumbles Lost: S.Bradford 5, A.Sendejo 1, M.Asiaata 1, A.Thielen 1, N.Easton 1, A.Peterson 1, M.Sherels 1 Total: 11  
 Opponent Fumble Recoveries: E.Griffin 3, A.Sendejo 2, H.Smith 1, S.Stephen 1, A.Barr 1, E.Kendricks 1, D.Hunter 1, A.Harris 1, J.Kearse 1, M.Sherels 1 Total: 13

Passing	Att	Cmp	Yds	Cmp%	Yds/Att	TD	TD%	Int	Int%	Long	Sack	Lost	Rating
S.Bradford	552	395	3,877	71.6%	7.0	20	3.6%	5	0.9%	71t	37	276	99.3
S.Hill	35	19	242	54.3%	6.9	0	0.0%	0	0.0%	33	1	7	76.1
J.McKinnon	1	0	0	0.0%	0.0	0	0.0%	0	0.0%	0	0	0	39.6
<b>Vikings</b>	<b>588</b>	<b>414</b>	<b>4,119</b>	<b>70.4%</b>	<b>7.0</b>	<b>20</b>	<b>3.4%</b>	<b>5</b>	<b>0.9%</b>	<b>71t</b>	<b>38</b>	<b>283</b>	<b>97.7</b>
<b>Opponents</b>	<b>548</b>	<b>332</b>	<b>3,637</b>	<b>60.6%</b>	<b>6.6</b>	<b>22</b>	<b>4.0%</b>	<b>14</b>	<b>2.6%</b>	<b>67</b>	<b>41</b>	<b>310</b>	<b>82.9</b>

## 2016 REGULAR SEASON DEFENSIVE STATISTICS

	TKL	AST	COMB	TFL	SACK	QBH	INT	PD	FF	FR
Eric Kendricks .....	86	40	126	10	2.5	4	1	1	1	11
Harrison Smith .....	70	34	104	4	2.0	5	0	1	0	3
Linval Joseph .....	48	52	100	7	4.0	36	3	0	0	0
Anthony Barr .....	61	30	91	4	2.0	20	1	1	0	5
Andrew Sendejo .....	40	32	72	1	0.5	1	0	2	2	5
Danielle Hunter .....	34	30	64	14	12.5	49	1	1	0	1
Everson Griffen .....	41	20	61	10	8.0	68	2	3	0	1
Shamar Stephen .....	27	30	57	1	0.0	10	0	1	0	0
Trae Waynes .....	44	10	54	1	0.0	0	0	0	3	16
Xavier Rhodes .....	42	12	54	2	0.0	0	1	0	5	14
Captain Munnerylyn .....	38	13	51	2	0.0	0	1	0	0	3
Terence Newman .....	37	8	45	3	0.0	1	1	0	1	14
Chad Greenway .....	28	17	45	2	0.0	0	0	0	1	1
Anthony Harris .....	29	10	39	0	0.0	0	0	1	0	1
Brian Robison .....	22	12	34	12	7.5	36	3	0	0	1
Tom Johnson .....	16	10	26	6	2.0	51	0	0	1	1
Jayron Kearse .....	1	6	7	0	0.0	0	0	0	0	1
Mackensie Alexander .....	5	1	6	0	0.0	0	0	0	0	0
Audie Cole .....	5	1	6	0	0.0	0	0	0	0	0
Emmanuel Lamur .....	3	1	4	0	0.0	0	0	0	0	0
Toby Johnson .....	2	0	2	0	0.0	0	0	0	0	0
Marcus Sherels .....	0	0	0	0	0.0	0	0	0	0	1
Justin Trattou .....	0	0	0	0	0.0	2	0	0	0	0
<b>Totals .....</b>	<b>679</b>	<b>369</b>	<b>1,048</b>	<b>79</b>	<b>41</b>	<b>283</b>	<b>14</b>	<b>11</b>	<b>14</b>	<b>79</b>

## 2016 REGULAR SEASON SPECIAL TEAMS STATISTICS

	SOLO	AST	COMB	FF	FR	BL
Audie Cole .....	7	6	13	0	1	0
Emmanuel Lamur .....	4	7	11	0	0	0
Kentrell Brothers .....	9	0	9	0	0	0
Anthony Harris .....	5	4	9	0	0	0
Justin Trattou .....	4	4	8	0	0	0
Marcus Sherels .....	5	1	6	0	1	0
Cordarrelle Patterson .....	4	2	6	0	0	0
Jayron Kearse .....	3	3	6	0	1	0
Andrew Sendejo .....	3	3	6	0	0	0
Edmond Robinson .....	3	2	5	0	0	0
Trae Waynes .....	4	0	4	0	0	0
Adam Thielen .....	3	0	3	0	0	0
Zach Line .....	2	1	3	0	0	0
Charles Johnson .....	1	2	3	0	0	0
Jeff Locke .....	2	0	2	0	0	0
Jerick McKinnon .....	1	1	2	0	0	0
Danielle Hunter .....	1	1	2	0	0	0
Rhett Ellison .....	1	0	1	0	0	0
Joe Berger .....	1	0	1	0	0	0
Kai Forbath .....	1	0	1	0	0	0
Laquon Treadwell .....	1	0	1	0	0	0
Isaac Fruechte .....	1	0	1	0	0	0
Stephen Weatherly .....	1	0	1	0	0	0
Kevin McDermott .....	1	0	1	0	0	0
Matt Asiata .....	1	0	1	0	0	0
Mackensie Alexander .....	0	1	1	0	0	0
Linval Joseph .....	0	0	0	0	0	1
<b>TOTALS .....</b>	<b>69</b>	<b>38</b>	<b>107</b>	<b>0</b>	<b>3</b>	<b>1</b>

### INTERCEPTIONS

	No.	Yds	Avg	Long	TD
X. Rhodes .....	5	133	26.6	100t	1
T. Waynes .....	3	4	1.3	4	0
A. Sendejo .....	2	18	9.0	16	0
E. Kendricks .....	1	77	77t	77t	1
C. Greenway .....	1	17	17.0	17	0
T. Johnson .....	1	4	4.0	4	0
T. Newman .....	1	0	0.0	0	0
<b>Totals .....</b>	<b>14</b>	<b>253</b>	<b>18.1</b>	<b>100t</b>	<b>2</b>

### SACKS

	SACKS	YDS
D. Hunter .....	12.5	102.5
E. Griffen .....	8.0	71.0
B. Robison .....	7.5	43.5
L. Joseph .....	4.0	21.5
E. Kendricks .....	2.5	25.5
T. Johnson .....	2.0	11.0
H. Smith .....	2.0	15.0
A. Barr .....	2.0	15.0
A. Sendejo .....	0.5	5.0
<b>Totals .....</b>	<b>41</b>	<b>310</b>

### QB HURRIES

	QBH
E. Griffen .....	68
T. Johnson .....	51
D. Hunter .....	49
L. Joseph .....	36
B. Robison .....	36
A. Barr .....	20
S. Stephen .....	10
H. Smith .....	5
E. Kendricks .....	4
J. Trattou .....	2
T. Newman .....	1
A. Sendejo .....	1
<b>Totals .....</b>	<b>283</b>

### TACKLES FOR LOSS

	TFL
D. Hunter .....	14
B. Robison .....	12
E. Kendricks .....	10
E. Griffen .....	10
L. Joseph .....	7
T. Johnson .....	6
A. Barr .....	4
H. Smith .....	4
T. Newman .....	3
C. Munnerylyn .....	2
C. Greenway .....	2
X. Rhodes .....	2
S. Stephen .....	1
T. Waynes .....	1
A. Sendejo .....	1
<b>Totals .....</b>	<b>79</b>

### PASSES DEFENSED

	PD
T. Waynes .....	16
X. Rhodes .....	14
T. Newman .....	14
E. Kendricks .....	11
A. Sendejo .....	5
A. Barr .....	5
H. Smith .....	3
C. Munnerylyn .....	3
C. Greenway .....	1
B. Robison .....	1
M. Sherels .....	1
M. Alexander .....	1
A. Harris .....	1
D. Hunter .....	1
E. Griffen .....	1
T. Johnson .....	1
<b>Totals .....</b>	<b>79</b>



# 2016 GAME-BY-GAME STARTERS

## VIKINGS OFFENSE

Week 1	2	3	4	5	7	8	9	10	11	12	13	14	15	16	17
Date	9/11	9/25	10/3	10/9	10/23	10/31	11/6	11/13	11/20	11/24	12/1	12/11	12/18	12/24	1/17
Opp.	@ TEN	@ CAR	NVG	HOU	@ PHI	@ CHI	DET	@ WAS	AZ	@ DET	DAL	@ JAX	IND	@ GB	CHI
WR	Diggs	Diggs	Diggs	Patterson	Diggs	Diggs	Diggs	Diggs	Patterson	Treadwell	Diggs	Diggs	Diggs	Diggs	Diggs
LT	Kallil	Clemmings	Clemmings	Clemmings	Clemmings	Long	Long	Long	Clemmings	Clemmings	Clemmings	Clemmings	Clemmings	Clemmings	Clemmings
LC	Boone	Boone	Boone	Boone	Boone	Boone	Sirles	Boone	Boone	Boone	Boone	Boone	Boone	Boone	Berger
C	Berger	Berger	Berger	Berger	Berger	Berger	Berger	Berger	Berger	Berger	Easton	Easton	Easton	Easton	Easton
RG	Fusco	Fusco	Fusco	Fusco	Fusco	Fusco	Fusco	Fusco	Fusco	Fusco	Fusco	Fusco	Fusco	Fusco	Fusco
RT	A. Smith	A. Smith	A. Smith	Sirles	Sirles	Clemmings	Clemmings	Clemmings	Sirles	Sirles	Sirles	Sirles	Sirles	Sirles	Sirles
TE	Rudolph	Rudolph	Rudolph	Rudolph	Rudolph	Rudolph	Rudolph	Rudolph	Rudolph	Rudolph	Rudolph	Rudolph	Rudolph	Rudolph	Rudolph
WR	C. Johnson	Thielen	Thielen	Thielen	Thielen	C. Johnson	Thielen	Thielen	Thielen	Thielen	C. Johnson	Thielen	Thielen	Thielen	Thielen
QB	S. Hill	Bradford	Bradford	Bradford	Bradford	Bradford	Bradford	Bradford	Bradford	Bradford	Bradford	Bradford	Bradford	Bradford	Bradford
RB	Peterson	Asiata	McKinnon	McKinnon	Asiata	Asiata	Asiata	McKinnon	McKinnon	McKinnon	Asiata	McKinnon	Peterson	McKinnon	Asiata
FB	Line	--	Line	--	--	Line	--	--	Line	--	--	--	--	--	--
TE2/NRB	--	C. Johnson	Ellison	Wright	Patterson	--	Patterson	Ellison	--	Patterson	Ellison	Patterson	Ellison	Patterson	Ellison

## VIKINGS DEFENSE

Week 1	2	3	4	5	7	8	9	10	11	12	13	14	15	16	17
Date	9/11	9/25	10/3	10/9	10/23	10/31	11/6	11/13	11/20	11/24	12/1	12/11	12/18	12/24	1/17
Opp.	@ TEN	@ CAR	NVG	HOU	@ PHI	@ CHI	DET	@ WAS	AZ	@ DET	DAL	@ JAX	IND	@ GB	CHI
LE	Robison	Robison	Robison	Robison	Robison	Robison	Robison	Robison	Robison	Robison	Robison	Robison	Robison	Robison	Robison
DT	Stephen	Stephen	Stephen	Stephen	Stephen	Stephen	Stephen	Stephen	Stephen	Stephen	Stephen	Stephen	Stephen	Stephen	Stephen
NT	Joseph	Joseph	Joseph	Joseph	Joseph	Joseph	Joseph	Joseph	Joseph	Joseph	Joseph	Joseph	Joseph	Joseph	Joseph
RE	Griffen	Griffen	Griffen	Griffen	Griffen	Griffen	Griffen	Griffen	Griffen	Griffen	Griffen	Griffen	Griffen	Griffen	Griffen
SLB	Barr	Barr	Barr	Barr	Barr	Barr	Barr	Barr	Barr	Barr	Barr	Barr	Barr	Barr	Barr
MLB	Kendricks	Kendricks	Kendricks	Kendricks	Kendricks	Kendricks	Greenway	Kendricks	Kendricks	Greenway	Kendricks	Kendricks	Kendricks	Kendricks	Kendricks
WLB/CBC	Greenway	Munnerlyn	Greenway	Greenway	Greenway	Greenway	Munnerlyn	Greenway	Greenway	Munnerlyn	Munnerlyn	Munnerlyn	Greenway	Munnerlyn	Munnerlyn
LCB	Newman	Newman	Newman	Newman	Newman	Newman	Newman	Waynes	Waynes	Waynes	Waynes	Waynes	Newman	Newman	Waynes
RCB	Waynes	Waynes	Rhodes	Rhodes	Rhodes	Rhodes	Rhodes	Rhodes	Rhodes	Rhodes	Rhodes	Rhodes	Rhodes	Rhodes	Rhodes
FS	H. Smith	H. Smith	H. Smith	H. Smith	H. Smith	H. Smith	H. Smith	H. Smith	H. Smith	H. Smith	H. Smith	H. Smith	A. Harris	H. Smith	H. Smith
SS	Sendejo	Sendejo	Blanton	Sendejo	Sendejo	Sendejo	Sendejo	Sendejo	Sendejo	Sendejo	Sendejo	Sendejo	Sendejo	Sendejo	A. Harris

# THE LAST TIME... (PLAYOFF PERFORMANCES IN ITALICS)

BY THE VIKINGS	CATEGORY	BY AN OPPONENT
446 yards, at Green Bay, 12/24/16 <i>475 yards, at New Orleans, 1/24/10</i>	<b>400 Yards Total Offense</b>	411 yards, vs. Indianapolis, 12/19/16 <i>518 yards, at N.Y. Giants, 1/14/01</i>
558 yards, vs. Atlanta, 9/28/14 <i>Has never happened</i>	<b>500 Yards Total Offense</b>	512 yards, at Miami, 12/21/14 <i>518 yards, at N.Y. Giants, 1/14/01</i>
Sam Bradford, 382 yards, at Green Bay, 12/24/16 <i>Brett Favre, 310 yards, at New Orleans, 1/24/10</i>	<b>300 Yards Passing In A Game By A Player</b>	Aaron Rodgers, 347 yards, at Green Bay, 12/24/16 <i>Donovan McNabb, 300 yards, vs. Philadelphia, 1/4/08</i>
Brett Favre, 446 yards, vs. Arizona, 11/7/10 <i>Jeff George, 424 yards, at St. Louis, 1/16/00</i>	<b>400 Yards Passing In A Game By A Player</b>	Nick Foles, 428 yards, vs. Philadelphia, 12/15/13 <i>Has never happened</i>
Teddy Bridgewater, vs. Chicago, 12/20/15 <i>Brett Favre, vs. Dallas, 1/17/10</i>	<b>4 TD Passes In A Game By A Player</b>	Ryan Tannehill, at Miami, 12/21/14 <i>Kerry Collins (5), at N.Y. Giants, 1/14/01</i>
Adrian Peterson, 104 yards, vs. N.Y. Giants, 12/27/15 <i>Adrian Peterson, 122 yards, at New Orleans, 1/24/10</i>	<b>100 Yards Rushing In A Game By A Player</b>	Jordan Howard, 135 yards, vs. Chicago, 1/11/17 <i>Terry Kirby, 120 yards, at San Francisco, 1/3/98</i>
Adrian Peterson, 203 yards, at Oakland, 11/15/15 <i>Has never happened</i>	<b>200 Yards Rushing In A Game By A Player</b>	Walter Payton, 275 yards, at Chicago, 11/20/77 <i>Has never happened</i>
Matt Asiata, vs. Washington, 11/2/14 <i>Adrian Peterson, at New Orleans, 1/24/10</i>	<b>3 TDs Rushing In A Game By A Player</b>	Steven Jackson, vs. St. Louis, 12/31/06 <i>Has never happened</i>
Kyle Rudolph, 117 yards, vs. Chicago, 11/11/17 <i>Bernard Berrian, 102 yards, at New Orleans, 1/24/10</i>	<b>100 Yards Receiving In A Game By A Player</b>	Jordy Nelson, 154 yards, at Green Bay, 12/24/16 <i>Ike Hilliard, 155 yards, at N.Y. Giants, 1/14/01</i>
Adam Thielen, 202 yards, at Green Bay, 12/24/16 <i>Anthony Carter, 227 yards, at S.F., 1/9/88</i>	<b>200 Yards Receiving In A Game By A Player</b>	Alshon Jeffery, 249 yards, vs. Chicago, 12/11/13 <i>Has never happened</i>
Marcus Robinson (15, 15, 2), vs. Cleveland, 11/27/05 <i>Sidney Rice, (47, 16, 45), vs. Dallas, 1/17/10</i>	<b>3 TD Catches In A Game By A Player</b>	Jordan Cameron (19,11,7), vs. Cleveland, 9/22/13 <i>Has never happened</i>
Matt Asiata, vs. Washington, 11/2/14 (3 rushing) <i>Adrian Peterson, at New Orleans, 1/24/10 (3 rushing)</i>	<b>3 TD In A Game By A Player</b>	Marshawn Lynch, at Seattle 11/17/13 (2 rushing, 1 receiving) <i>Mario Bates, vs. Arizona, 1/10/99 (3 rushing)</i>
Ahmad Rashad, vs. San Francisco, 9/27/79 (4 receiving) <i>Has never happened</i>	<b>4 TD In A Game By A Player</b>	Steven Jackson, vs. St. Louis 12/31/06 (3 rushing, 1 receiving) <i>Has never happened</i>
Darren Sharper, at N.Y. Giants, 11/13/05 <i>Has never happened</i>	<b>3 INTs In A Game By A Player</b>	Deltha O'Neal, at Cincinnati, 9/18/05 <i>Has never happened</i>
Marcus Sherels, 79 yards, vs. Houston, 10/9/16 <i>Anthony Carter, 84 yards, at New Orleans, 1/3/88</i>	<b>Punt Returned For A TD</b>	Micah Hyde, 93 yards, vs. Green Bay, 10/27/13 <i>Golden Richards, 63 yards, at Dallas, 12/30/73</i>
Cordarelle Patterson, 104 yards, vs. Arizona, 11/20/16 <i>Has never happened</i>	<b>Kickoff Returned For A TD</b>	Josh Huff, 98 yards, at Philadelphia, 10/23/16 <i>Tony Horne, 95 yards, at St. Louis, 1/16/00</i>
Xavier Rhodes, 100 yards, vs. Arizona, 11/20/16 <i>Reggie Rutland, 27 yards, at San Francisco, 1/9/88</i>	<b>INT Returned For A TD</b>	Vincent Rey, 25 yards, at Cincinnati, 12/22/13 <i>Asante Samuel, 44 yards, vs. Philadelphia, 1/4/08</i>
Everson Griffen, 20 yards, vs. Chicago, 1/1/17 <i>Nate Wright, 20 yards, vs. St. Louis, 12/21/74</i>	<b>Fumble Returned For A TD</b>	Nick Hayden, Recovered in End Zone, at Dallas, 11/3/13 <i>Kevin Minifeeld, 48 yards, vs. Chicago, 1/1/95</i>
Adam Thielen and Jasper Brinkley, vs. Carolina, 11/30/14 <i>Scott Studwell, at L.A. Rams, 12/31/78</i>	<b>Punt Blocked</b>	Terrence Fede, at Miami, 12/21/14 <i>Spencer Tillman, at San Francisco, 1/6/90</i>
Adam Thielen, 30 yards and Everson Griffen 43 yards vs. Carolina, 11/30/14 (Blocked by Adam Thielen and Jasper Brinkley, respectively) <i>Terry Brown, recovered in end zone, vs. Pittsburgh 1/12/75 (Blocked by Matt Blair)</i>	<b>Punt Blocked For TD</b>	Garrett Wolfe, 17 yds, at Chicago, 10/19/08 (Blocked by Craig Steltz) <i>Doug Rogers recovered blocked kick in end zone, vs. Atlanta, 1/9/83 (Blocked by Paul Davis)</i>
Mike Merrivether, vs. L.A. Rams, 11/5/89 <i>Has never happened</i>	<b>Punt Blocked For Safety</b>	Terrence Fede, at Miami, 12/21/14 <i>Has never happened</i>
Cam Newton sacked in end zone by Danielle Hunter vs. Carolina, 9/25/16 <i>Ron Jaworski tackled in end zone by Doug Martin and Matt Blair, at Philadelphia, 1/3/81</i>	<b>Safety Recorded</b>	Jeff Locke, at Detroit, 10/25/15 <i>Ran out of bounds in the end zone Fran Tarantone tackled in end zone, vs. Pittsburgh, 1/12/75</i>
Linval Joseph, at Jacksonville, 12/11/16 <i>Matt Blair, at Philadelphia, 1/3/81</i>	<b>Field Goal Blocked</b>	Tyrnun Walker, vs. Detroit, 11/6/16 <i>at Green Bay, 1/9/05</i>
Antoine Winfield, 59 yards, at New Orleans, 10/6/08 <i>Bobby Bryant, 90 yards, vs. L.A. Rams, 12/26/76</i>	<b>Blocked FG Returned For A TD</b>	Chandler Jones, 58 yards, vs. New England, 9/14/14 <i>Has never happened</i>
Kal Forbath, at Green Bay, 12/24/16 <i>Chuck Nelson, at San Francisco, 1/1/89</i>	<b>PAT Missed (1 pt.)</b>	Jason Hanson (kick aborted), at Detroit, 12/19/04 <i>Mike Cofer, at San Francisco, 1/6/90</i>
Everson Griffen, at New Orleans, 9/21/14 <i>Cori Eller, at Dallas, 1/1/78</i>	<b>PAT Blocked</b>	Justin Bethel, vs. Arizona, 11/20/16 <i>Has never happened</i>
Minnesota 50, Jacksonville 10, 12/20/98 <i>Has never happened</i>	<b>50 Points Scored In A Game</b>	San Francisco 51, Minnesota 7, 12/8/84 <i>Has never happened</i>
Minnesota 49, N.Y. Giants 17, vs. N.Y. Giants, 12/27/15 <i>Minnesota 41, Arizona 21, 1/10/99</i>	<b>40 Points Scored In A Game</b>	Green Bay 42, Minnesota 10, at Green Bay, 10/2/14 <i>N.Y. Giants 41, Minnesota 0, 1/14/01</i>
Minnesota 13, Detroit 0, 12/5/93 <i>Has never happened</i>	<b>Shutout Scored</b>	Green Bay 34, Minnesota 0, 11/11/07 <i>N.Y. Giants 41, Minnesota 0, 1/14/01</i>
Minnesota 21, St. Louis 18, 11/8/15 <i>Has never happened</i>	<b>Overtime Victory</b>	Detroit 22, Minnesota 16, 11/6/16 <i>New Orleans 31, Minnesota 28, 1/24/10</i>
Jerick McKinnon rush, at Carolina, 9/25/16 <i>Leroy Hoard run, at St. Louis, 1/16/00</i>	<b>Successful Two-Point Conversion</b>	Carson Wentz rush at Philadelphia, 10/24/16 <i>Has never happened</i>

# 2016 FINAL NFL STANDINGS

## AMERICAN FOOTBALL CONFERENCE

Team	East			PF	PA
	W	L	T		
*-New England	14	2	0	.875	441 250
y-Miami	10	6	0	.625	363 380
Buffalo	7	9	0	.438	399 378
NY Jets	5	11	0	.313	275 409

Team	North			PF	PA
	W	L	T		
z-Pittsburgh	11	5	0	.688	399 327
Baltimore	8	8	0	.500	343 321
Cincinnati	6	9	1	.406	325 315
Cleveland	1	15	0	.063	264 452

Team	South			PF	PA
	W	L	T		
z-Houston	9	7	0	.563	279 328
Tennessee	9	7	0	.563	381 378
Indianapolis	8	8	0	.500	411 392
Jacksonville	3	13	0	.188	318 400

Team	West			PF	PA
	W	L	T		
z-Kansas City	12	4	0	.750	389 311
y-Oakland	12	4	0	.750	416 385
Denver	9	7	0	.563	333 297
San Diego	5	11	0	.313	410 423

## NATIONAL FOOTBALL CONFERENCE

Team	East			PF	PA
	W	L	T		
*-Dallas	13	3	0	.813	421 306
y-NY Giants	11	5	0	.688	310 284
Washington	8	7	1	.531	396 383
Philadelphia	7	9	0	.438	367 331

Team	North			PF	PA
	W	L	T		
z-Green Bay	10	6	0	.625	432 388
y-Detroit	9	7	0	.563	346 358
Minnesota	8	8	0	.500	327 307
Chicago	3	13	0	.188	279 399

Team	South			PF	PA
	W	L	T		
z-Atlanta	11	5	0	.688	540 406
Tampa Bay	9	7	0	.563	354 369
New Orleans	7	9	0	.438	469 454
Carolina	6	10	0	.375	369 402

Team	West			PF	PA
	W	L	T		
z-Seattle	10	5	1	.656	354 292
Arizona	7	8	1	.469	418 362
Los Angeles	4	12	0	.250	224 394
San Francisco	2	14	0	.125	309 480

x-Clinched Playoff  
 y-Clinched Wild Card  
 z-Clinched Division  
 \*-Clinched Division and Homefield Advantage

## 2016 NFL POSTSEASON

home team in CAPS

### AFC Wild Card Playoffs

HOUSTON 27, Oakland 14  
 PITTSBURGH 30, Miami 12

### AFC Divisional Playoffs

NEW ENGLAND 34, Houston 16  
 Pittsburgh 18, KANSAS CITY 16

### AFC Championship Game

NEW ENGLAND 36, Pittsburgh 17

### NFC Wild Card Playoffs

SEATTLE 26, Detroit 6  
 GREEN BAY 38, New York Giants 13

### NFC Divisional Playoffs

ATLANTA 36, Seattle 20  
 Green Bay 34, DALLAS 31

### NFC Championship Game

ATLANTA 44, Green Bay 21

### Super Bowl LI at NRG Stadium, Houston, Texas

New England 34, Atlanta 28 (OT)

### Pro Bowl at Camping World Stadium, Orlando, Florida

AFC 20, NFC 13





OFFICIAL HOME OF THE

**MINNESOTA  
VIKINGS**



**VIKINGS**   
**FOX 9 GAMEDAY**

LIVE

SUNDAYS | 10AM

**VIKINGS**  
GAMEPLAN 

SATURDAYS | 11PM **FOX 9**



**BEYOND**  
THE GRIDIRON

FRIDAYS | 10PM **FOX 9+**  
SUNDAYS | 11PM **FOX 9**

 **VIKINGS**  
CONNECTED

FRIDAYS | 10:30PM **FOX 9+**

**VIKINGS  
HUDDLE**

SATURDAYS | 9AM **FOX 9**

**RECORDS**



# ATTENDANCE RECORDS

## TOTAL ATTENDANCE

Year	Home	Average	Away	Pre-Season	Post-Season	Total
1961	242,102 (7)	34,586	271,056 (7)	595,841 (5)	---	595,841
1962	226,535 (7)	32,362	267,674 (7)	103,588 (5)	---	597,797
1963	230,843 (7)	32,978	303,946 (7)	140,321 (5)	---	675,110
1964	274,026 (7)	39,147	341,973 (7)	110,438 (5)	---	726,437
1965	321,119 (7)	45,874	352,378 (7)	158,541 (5)	---	832,038
1966	315,837 (7)	45,120	331,515 (7)	241,728 (5)	---	889,080
1967	304,901 (7)	43,557	331,903 (7)	224,182 (5)	---	860,986
1968	328,072 (7)	46,867	359,484 (7)	155,591 (5)	83,199 (2)	926,346
1969	342,570 (7)	48,939	397,616 (7)	225,513 (6)	176,362 (3)	1,142,061
1970	335,300 (7)	47,900	360,221 (7)	285,659 (6)	46,050 (1)	1,027,230
1971	344,720 (7)	49,246	431,452 (7)	266,156 (6)	49,100 (1)	1,091,428
1972	344,720 (7)	49,245	407,582 (7)	281,687 (5)	---	1,033,989
1973	337,637 (7)	48,234	406,216 (7)	265,436 (5)	174,823 (3)	1,184,112
1974	337,523 (7)	48,217	436,717 (7)	227,435 (5)	173,027 (3)	1,174,702
1975	339,089 (7)	48,441	443,906 (7)	263,206 (6)	46,425 (1)	1,092,626
1976	325,745 (7)	46,535	404,705 (7)	259,551 (6)	197,850 (3)	1,187,851
1977	323,571 (7)	46,224	421,116 (7)	278,422 (6)	124,506 (2)	1,147,615
1978	353,497 (8)	44,187	472,664 (8)	178,682 (4)	69,631 (1)	1,074,474
1979	359,781 (8)	44,973	464,373 (8)	195,286 (4)	---	1,019,440
1980	367,259 (8)	45,907	428,831 (8)	168,436 (4)	68,434 (1)	1,032,960
1981	361,200 (8)	45,150	479,160 (8)	192,876 (4)	---	1,033,236
1982	285,824 (5)	57,165	241,213 (4)	264,271 (5)	115,153 (2)	906,461
1983	466,264 (8)	58,283	468,406 (8)	202,745 (4)	---	1,137,415
1984	444,399 (8)	55,534	456,682 (8)	193,303 (4)	---	1,094,384
1985	453,701 (8)	56,713	394,985 (8)	223,951 (4)	---	1,072,637
1986	463,555 (8)	57,944	396,168 (8)	221,757 (4)	---	1,081,480
1987	403,095 (8)	50,387	306,445 (7)	225,608 (4)	185,886 (3)	1,121,034
1988	463,181 (8)	57,898	462,499 (8)	177,631 (4)	119,514 (2)	1,222,825
1989	463,496 (8)	57,936	493,423 (8)	208,695 (4)	64,585 (1)	1,230,199
1990	452,064 (8)	56,508	506,596 (8)	200,023 (4)	---	1,158,683
1991	410,942 (8)	51,368	436,581 (8)	206,195 (4)	---	1,053,718
1992	453,214 (8)	56,652	454,059 (8)	186,365 (4)	57,353 (1)	1,150,991
1993	458,424 (8)	57,303	440,870 (8)	284,074 (5)	75,089 (1)	1,258,457
1994	474,744 (8)	59,343	506,678 (8)	247,114 (5)	60,347 (1)	1,288,883
1995	451,800 (8)	56,475	462,368 (8)	188,830 (4)	---	1,102,998
1996	449,940 (8)	56,243	404,460 (8)	161,990 (4)	64,682 (1)	1,081,072
1997	464,834 (8)	58,104	513,269 (8)	172,755 (5)	142,728 (2)	1,351,690
1998	510,741 (8)	63,843	491,291 (8)	241,802 (4)	127,820 (2)	1,371,654
1999	513,051 (8)	64,131	570,672 (8)	275,001 (4)	130,250 (2)	1,488,974
2000	513,322 (8)	64,165	515,910 (8)	222,150 (4)	143,191 (2)	1,394,573
2001	513,344 (8)	64,186	532,346 (8)	234,482 (4)	---	1,280,172
2002	512,517 (8)	64,065	533,211 (8)	230,466 (4)	---	1,276,194
2003	513,437 (8)	64,180	503,860 (8)	239,888 (4)	---	1,257,185
2004	512,969 (8)	64,121	532,986 (8)	248,439 (4)	138,799 (2)	1,433,193
2005	511,960 (8)	64,031	511,828 (8)	267,980 (4)	---	1,291,768
2006	509,743 (8)	63,718	565,622 (8)	244,647 (4)	---	1,320,012
2007	506,046 (8)	63,256	559,085 (8)	268,178 (4)	---	1,333,309
2008	506,136 (8)	63,267	517,640 (8)	256,001 (4)	61,746 (1)	1,341,523
2009	510,203 (8)	63,775	523,920 (8)	260,791 (4)	134,823 (2)	1,429,737
2010	470,009 (8)	58,571	559,788 (8)	237,411 (4)	---	1,267,208
2011	502,529 (8)	62,816	540,056 (8)	259,690 (4)	---	1,302,275
2012	485,802 (8)	60,725	533,900 (8)	253,799 (4)	71,548 (1)	1,345,049
2013	531,653 (8)	66,457	567,898 (8)	254,805 (4)	---	1,420,813
2014	417,906 (8)	52,238	522,517 (8)	246,100 (4)	---	1,186,523
2015	419,440 (8)	52,430	538,576 (8)	271,006 (5)	52,090 (1)	1,281,112
2016	534,289 (8)	66,786	550,213 (8)	251,611 (4)	---	1,336,113
<b>Total</b>	<b>23,270,621 (428)</b>	<b>54,371</b>	<b>25,230,509 (426)</b>	<b>12,434,971 (252)</b>	<b>2,955,011 (47)</b>	<b>63,891,112</b>

## LARGEST CROWDS

### HOME

#### Regular Season

83,518 vs. Pittsburgh, 9/29/13 (Game played in London at Wembley Stadium)

66,860 vs. Dallas, 12/1/16

66,820 vs. Indianapolis, 12/18/16

#### Postseason

64,060 vs. Atlanta, 1/17/99

64,056 vs. Dallas, 1/9/00

#### Preseason

66,262 vs. LA Rams, 9/1/16

66,143 vs. San Diego, 8/28/16

### AWAY

#### Regular Season

90,608 at Washington, 9/11/06

85,360 at Dallas, 11/3/13

#### Postseason

103,438 vs. Oakland

(Super Bowl XI in Pasadena), 1/9/77

#### Preseason

86,082 at Dallas, 8/29/15

## SMALLEST CROWDS

### HOME

#### Regular Season

13,911 vs. Green Bay, 10/4/87 (Metrodome)

26,728 vs. LA Rams, 11/25/62

#### Postseason

44,626 vs. St. Louis, 12/21/74

52,090 vs. Seattle (1/10/16) (TCF Bank Stadium)

57,353 vs. Washington, 1/2/93 (Metrodome)

#### Preseason

27,982 vs. LA Rams, 9/10/61

34,367 vs. San Diego, 8/3/96 (Metrodome)

### AWAY

#### Regular Season

12,992 at Dallas 9/24/61

14,167 at Atlanta, 12/15/85

#### Postseason

22,961 vs. Dallas (at Miami), 1/5/69

54,593 at Washington, 1/15/83

#### Preseason

4,954 vs. Dallas (at Sioux Falls), 8/5/61

# VIKINGS ALL-TIME LEADERS

## RUSHING

Player	Yards	Att.	Avg.	Long	TD
1. Peterson, Adrian (2007-16)	11,747	2,418	4.9	82t	97
2. Smith, Robert (1993-00)	6,818	1,411	4.8	78t	32
3. Foreman, Chuck (1973-79)	5,887	1,533	3.8	51	52
4. Brown, Bill (1962-74)	5,757	1,627	3.5	48	52
5. Brown, Ted (1979-86)	4,546	1,117	4.1	60	40
6. Osborn, Dave (1965-75)	4,320	1,172	3.7	73	29
7. Nelson, Darrin (1982-89, '91-92)	4,231	981	4.3	72	18
8. Mason, Tommy (1961-66)	3,252	761	4.3	71	28
9. Bennett, Michael (2001-05)	3,174	713	4.5	85t	12
10. Taylor, Chester (2006-09)	2,797	655	4.3	95t	18

## RECEIVING

Player	No.	Yards	Avg.	Long	TD
1. Carter, Cris (1990-01)	1,004	12,383	12.3	78t	110
2. Moss, Randy (1998-04, '10)	587	9,316	15.9	82t	92
3. Jordan, Steve (1982-94)	498	6,307	12.7	68t	29
4. Carter, Anthony (1985-93)	478	7,635	16.0	73t	52
5. Reed, Jake (1991-99, '01)	413	6,433	15.6	82t	33
6. Rashad, Ahmad (1976-82)	400	5,489	13.7	76t	34
7. White, Sammy (1976-86)	393	6,400	16.3	69t	50
8. Brown, Ted (1979-86)	339	2,850	8.4	67t	13
9. Foreman, Chuck (1973-79)	336	3,057	9.1	66t	23
10. Young, Rickey (1978-83)	292	2,255	7.6	48	14

## RUSHING-RECEIVING YARDS

Player	Rushing	Receiving	Total
1. Peterson, Adrian (2007-16)	11,747	1,945	13,692
2. Carter, Cris (1990-01)	24	12,383	12,407
3. Moss, Randy (1998-04, '10)	159	9,316	9,475
4. Foreman, Chuck (1973-79)	5,879	3,057	8,936
5. Brown, Bill (1962-74)	5,757	3,177	8,934

## PASSER RATING (MINIMUM 1,500 ATTEMPTS)

Player	Att.	Cmp.	Pct.	Yards	TD	Int	Lg	Rtg
1. Culpepper, Daunte (1999-05)	2,607	1,678	64.4	20,162	135	86	82t	91.5
2. Johnson, Brad (1992-98, 05-06)	1,670	1,036	62.0	11,098	65	48	82t	82.5
3. Tarkenton, Fran (1961-66, 72-78)	4,569	2,635	57.7	33,098	239	194	89t	80.1

## SCORING

Player	TD	2 pt.	PAT	FG	Total
1. Cox, Fred (1963-77)	-	-	519	282	1,365
2. Carter, Cris (1990-01)	110	5	-	-	670
3. Longwell, Ryan (2006-11)	-	-	228	135	633
4. Peterson, Adrian (2007-16)	102	1	-	-	614
5. Reveiz, Fuad (1990-95)	-	-	199	133	598
6. Moss, Randy (1998-04, '10)	93	3	-	-	564
7. Walsh, Blair (2012-16)	-	-	156	133	555
8. Anderson, Gary (1998-02)	-	-	215	109	542
9. Brown, Bill (1962-74)	76	-	-	-	456
10. Foreman, Chuck (1973-79)	75	-	-	-	450

## FIELD GOAL PCT. (MINIMUM 100 MADE)

Player	Att.	Made	Pct.	Long
1. Longwell, Ryan (2006-11)	157	135	86.0	55
2. Anderson, Gary (1998-02)	129	109	84.5	53
3. Walsh, Blair (2012-16)	158	133	84.2	56

## PUNTING AVERAGE (MINIMUM 250)

Player	No.	Net Avg.	Long	Blk.
1. Jeff Locke (2013-16)	290	38.8	72	1
2. Kluge, Chris (2005-12)	623	37.2	70	1
3. Newsome, Harry (1990-93)	308	35.1	84	2

## INTERCEPTIONS

Player	No.	Yards	Avg.	Long	TD
1. Krause, Paul (1968-79)	53	852	16.1	81	2
2. Bryant, Bobby (1967-80)	51	749	14.7	46t	3
3. Sharrockman, Ed (1962-72)	40	804	20.1	47t	3
4. Browner, Joey (1983-91)	37	465	12.6	45	3
5. Wright, Nate (1971-80)	32	272	8.5	44	0
6. Lee, Carl (1983-93)	29	350	12.1	58t	2
7t. Turner, John (1979-83, 85, 87)	22	227	10.3	36	1
8. Thomas, Orlando (1995-01)	22	225	10.2	45t	2
9. Winfield, Antoine (2004-12)	21	227	10.8	56	2
10t. McMillian, Audray (1989-93)	19	227	11.9	51t	3
Kassulke, Karl (1963-72)	19	187	9.8	27	0

## SACKS

Player	No.	Yards
1. Eller, Carl (1964-78)	130.0	1,015
2. Marshall, Jim (1961-79)	127.0	1,026
3. Randle, John (1990-00)	114.0	722
4. Page, Alan (1967-78)	108.0	797
5. Doleman, Chris (1985-93, 99)	96.5	729

## TACKLES (DEFENSE ONLY)

Player	Solo	Asst.	Total
1. Studwell, Scott (1977-90)	1,266	662	1,928
2. Blair, Matt (1974-85)	944	460	1,404
3. Siemon, Jeff (1972-82)	1,002	373	1,375
4. Greenway, Chad (2006-16)	885	449	1,334
5. Page, Alan (1967-78)	866	252	1,118

## SPECIAL TEAMS TACKLES

Player	Solo	Asst.	Total
1. Walsh, Cris (1994-02)	114	33	147
2. Morrow, Harold (1996-02)	95	45	140
3. Ashley, Walker Lee (1983-88, 90)	77	43	120
4. Nord, Keith (1979-85)	89	24	113
5. Farwell, Heath (2005-10)	67	46	113

## PUNT RETURNS (MINIMUM 50 RETURNS)

Player	No.	Yards	Avg.	Long	TD
1. Sherels, Marcus (2010-16)	169	1,799	10.6	86t	5
2. Moore, Melvelde (2004-07)	74	768	10.4	71t	2
3. Palmer, David (1994-00)	162	1,610	9.9	74t	2
4. Butler, Bill (1962-64)	55	545	9.9	60t	1
5. Lewis, Leo (1981-91)	194	1,812	9.3	78t	1

## KICKOFF RETURNS (MINIMUM 50 RETURNS)

Player	No.	Yards	Avg.	Long	TD
1. Patterson, Cordarrelle (2013-16)	134	4,075	30.4	109t	5
2. Harvin, Percy (2009-12)	114	3,183	27.9	105t	5
3. West, Charlie (1968-73)	78	1,991	25.5	82	0
4. Rhymes, Buster (1985-87)	62	1,558	25.1	88	0
5. Jones, Clinton (1967-72)	89	2,209	24.8	96t	1

## COMBINED YARDAGE

Player	Total	Rush	Rec.	Int.	Punt	Kick	Fum.
1. Peterson, Adrian (2007-16)	14,120	11,747	1,945	-	-	428	-
2. Carter, Cris (1990-01)	12,410	24	12,383	-	-	-	3
3. Nelson, Darrin (1982-89, 91-92)	10,365	4,231	2,202	-	313	3,619	-
4. Moss, Randy (1998-04, '10)	9,670	159	9,316	-	162	33	-
5. Brown, Bill (1962-74)	9,237	5,757	3,177	-	0	303	-

BOLD - Active in 2016 for Vikings

# VIKINGS SINGLE SEASON LEADERS

## RUSHING

Player	Yards	Att.	Avg.	Long	TD
1. Peterson, Adrian (2012)	2,097	348	6.0	82t	12
2. Peterson, Adrian (2008)	1,760	263	4.8	67t	10
3. Smith, Robert (2000)	1,521	395	5.1	72t	7
4. Peterson, Adrian (2015)	1,485	327	4.5	80t	11
5. Peterson, Adrian (2009)	1,383	314	4.4	64t	18
6. Peterson, Adrian (2007)	1,341	238	5.6	73t	12
7. Peterson, Adrian (2010)	1,298	283	4.6	80t	12
8. Bennett, Michael (2002)	1,296	255	5.0	85t	5
9t. Peterson, Adrian (2013)	1,266	279	4.5	78t	10
9t. Smith, Robert (1997)	1,266	232	5.4	78t	6

## RECEPTIONS

Player	No.	Yards	Avg.	Long	TD
1. Carter, Cris (1995)	122	1,371	11.2	60t	11
2. Carter, Cris (1994)	122	1,256	10.3	65t	7
3. Moss, Randy (2003)	111	1,632	14.7	72	17
4. Moss, Randy (2002)	106	1,347	12.7	60	7
5. Carter, Cris (2000)	96	1,274	13.3	53	9
6. Carter, Cris (1996)	96	1,163	12.1	43t	10
7. Carter, Cris (1999)	90	1,241	13.8	68	13
8. Carter, Cris (1997)	89	1,069	12.0	43	13
9. Young, Rickey (1978)	88	704	8.0	48	5
10. Harvin, Percy (2011)	87	967	11.1	52t	6

## RUSHING YARDS

Player	Yards	No.	Avg.	Long	TD
1. Moss, Randy (2003)	1,632	111	14.7	72	17
2. Moss, Randy (2000)	1,437	77	18.7	78t	15
3. Moss, Randy (1999)	1,413	80	17.7	67t	11
4. Carter, Cris (1995)	1,371	122	11.2	60t	11
5. Moss, Randy (2002)	1,347	106	12.7	60	7
6. Reed, Jake (1996)	1,320	72	18.3	82t	7
7. Moss, Randy (1998)	1,313	69	19	61t	17
8. Rice, Sidney (2009)	1,312	83	15.8	63	8
9. Carter, Cris (2000)	1,274	96	13.3	53	9
10. Carter, Cris (1994)	1,256	122	10.3	65t	7

## RUSHING-RECEIVING YARDS

Player	Rushing	Receiving	Total
1. Peterson, Adrian (2012)	2,097	217	2,314
2. Peterson, Adrian (2008)	1,760	125	1,885
3. Smith, Robert (2000)	1,521	348	1,869
4. Peterson, Adrian (2009)	1,383	438	1,819
5. Foreman, Chuck (1975)	1,070	691	1,761

## PASSER RATING

Player	Att.	Cmp.	Pct.	Yards	TD	Int	Lg	Rtg
1. Culpepper, Daunte (2004)	548	379	69.2	4,717	39	11	82t	110.9
2. Favre, Brett (2009)	531	363	68.4	4,202	33	7	63	107.2
3. Cunningham, Randall (1998)	425	259	60.9	3,704	34	10	67t	106.0

## SCORING

Player	TD	2 pt.	PAT	FG	Total
1. Anderson, Gary (1998)	-	-	59	35	164
2. Walsh, Blair (2012)	-	-	36	35	141
3. Walsh, Blair (2015)	-	-	33	34	135

## FIELD GOAL PCT. (AT LEAST 1 ATTEMPT PER TEAM'S GAMES PLAYED)

Player	Att.	Made	Pct.	Long
1. Anderson, Gary (1998)	35	35	100.0	53
2. Anderson, Gary (2000)	22	23	95.7	49
3. Lungwell, Ryan (2010)	18	17	94.4	48

## PUNTING AVERAGE (AT LEAST 2.5 PUNTS PER TEAM'S GAMES PLAYED)

Player	No.	Net Avg.	Long	Bk.
1. Kluge, Chris (2012)	72	39.7	59	0
2. Locke, Jeff (2013)	75	39.2	65	0
3. Locke, Jeff (2016)	74	39.0	72	0

**BOLD - Active in 2016 for Vikings**

## INTERCEPTIONS

Player	No.	Yards	Avg.	Long	TD
1. Krause, Paul (1975)	10	201	20.1	81	0
2t. Russell, Brian (2003)	9	185	20.6	50	0
2t. Sharper, Darren (2005)	9	276	30.7	92t	2
2t. Thomas, Orlando (1995)	9	108	12.0	45t	1
5t. Bryant, Bobby (1969)	8	97	12.1	56	0
5t. Chavous, Corey (2003)	8	143	17.9	39	1
5t. Holt, Issiac (1986)	8	54	6.8	27	0
5t. Lee, Carl (1988)	8	118	14.8	58t	2
5t. McMillian, Audray (1992)	8	157	19.6	51t	2
10t. Browner, Joey (1990)	7	103	14.7	31	1
10t. Bryant, Bobby (1978)	7	69	9.9	23	0
10t. Bryant, Bobby (1973)	7	105	15.0	46t	1
10t. Hitchcock, Jimmy (1998)	7	242	34.6	79t	3
10t. Krause, Paul (1968)	7	82	11.7	29	0
10t. Sharrockman, Ed (1970)	7	132	18.9	43	1
10t. West, Charlie (1971)	7	236	33.7	89	0
10t. Wright, Nate (1976)	7	47	6.7	21	0

## SACKS

Player	No.	Yards
1. Allen, Jared (2011)	22.0	150
2. Doleman, Chris (1989)	21.0	196
3t. Millard, Keith (1989)	18.0	108
3t. Page, Alan (1976)	18.0	126
5. Randle, John (1997)	15.5	108

## TACKLES (DEFENSE ONLY)

Player	Solo	Asst.	Total
1. Studwell, Scott (1981)	156	74	230
2. Siemon, Jeff (1978)	170	59	229
3. Blair, Matt (1981)	146	74	220
4. Studwell, Scott (1983)	132	83	215
5. Studwell, Scott (1984)	142	71	213

## SPECIAL TEAMS TACKLES

Player	Solo	Asst.	Total
1. Browner, Joey (1983)	23	15	38
2. Allen, Nate (1977)	24	11	35
3. Farwell, Heath (2007)	19	13	32
4. Morrow, Harold (1997)	22	10	32
5t. Dillon, Terry (1963)	23	6	29
5t. Griffith, Robert (1995)	21	8	29
5t. Nelson, Jim (2000)	18	11	29

## PUNT RETURNS (MINIMUM 20 RETURNS/16 GAMES)

Player	No.	Yards	Avg.	Long	TD
1. Sherefs, Marcus (2013)	22	335	15.2	86t	1
2. Sherefs, Marcus (2016)	21	292	13.9	79t	2
3. Palmer, David (1995)	26	342	13.2	74t	1
4. Palmer, David (1997)	34	444	13.1	57	0
5. Lewis, Leo (1987)	22	275	12.5	78t	1

## KICKOFF RETURNS (MINIMUM 20 RETURNS/16 GAMES)

Player	No.	Yards	Avg.	Long	TD
1. Patterson, Cordarrelle (2013)	43	1,393	32.4	109t	2
2. Patterson, Cordarrelle (2015)	32	1,019	31.8	101t	2
3. Patterson, Cordarrelle (2016)	25	792	31.7	104t	1
3. Allison, Aundrae (2007)	20	574	28.7	104t	1
4. Harvin, Percy (2009)	42	1,156	27.5	101t	2

## COMBINED YARDAGE

Player	Total	Rush	Rec.	Int.	Punt	Kick	Fum.
1. Peterson, Adrian (2012)	2,314	2,097	217	-	-	-	-
2. Harvin, Percy (2009)	2,081	135	790	-	-	1,156	-
3. Walker, Herschel (1990)	2,051	770	315	-	-	966	-
4. Peterson, Adrian (2007)	2,021	1,341	261	-	0	412	-
5. Peterson, Cordarrelle (2012)	2,020	158	469	-	0	1,393	-

# VIKINGS SINGLE GAME LEADERS

## RUSHING YARDS

Player, Game	Yards	Att.	Avg.	Long	TD
1. Peterson, Adrian, 11/4/07, vs. S.D. ....	296	30	9.8	64t	3
2. Peterson, Adrian, 10/14/07, at Chi. ....	224	20	11.2	73t	3
3. Peterson, Adrian, 12/16/12, at StL. ....	212	24	8.8	82t	1
4. Peterson, Adrian, 12/1/13, vs. Chi. ....	211	35	6.0	23	0
5. Peterson, Adrian, 12/2/12, at G.B. ....	210	21	10.0	82t	1
6. Peterson, Adrian, 11/15/15, at Oak. ....	203	26	7.8	80t	1
7. Foreman, Chuck, 10/24/76, at Phi. ....	200	28	7.14	46	2
8. Peterson, Adrian, 12/30/12, vs. G.B. ....	199	34	5.8	28	1
9. Peterson, Adrian, 11/9/08, vs. G.B. ....	192	30	6.4	29t	1
10. Peterson, Adrian, 11/4/12, at Sea. ....	182	17	10.7	74	2

## RECEPTIONS

Player, Game	No.	Yards	Avg.	Long	TD
1. Young, Rickey, 12/16/79, at N.E. ....	15	116	7.7	17	1
2. Carter, Cris, 10/2/94, at Ariz. ....	14	167	11.9	29	0
3t. Diggs, Stefon, 11/6/16, vs. Det. ....	13	80	6.2	12	0
3t. Diggs, Stefon, 11/13/16, at Wash. ....	13	164	12.6	36	0

## RECEIVING YARDS

Player, Game	No.	Yards	Avg.	Long	TD
1. White, Sammy, 11/7/76, vs. Det. ....	7	210	30.0	52	2
2. Moss, Randy, 11/14/99, at Chi. ....	12	204	17.0	44	0
3t. Flatley, Paul, 10/24/65, at S.F. ....	7	202	28.9	58t	2
3t. Thielen, Adam, 12/24/16, at G.B. ....	12	202	16.8	77t	2
5. Rice, Sidney, 11/15/09, vs. Det. ....	7	201	28.7	56	0
6. Moss, Randy, 10/5/98, at G.B. ....	5	190	38.0	52t	2
7. Carter, Anthony, 11/6/88, vs. Det. ....	8	188	23.5	40	0
8. Carter, Anthony, 11/26/87, at Dal. ....	8	184	23.0	51	2
9. Diggs, Stefon, 9/18/16, vs. G.B. ....	9	182	20.2	46	1
10. Jordan, Steve, 11/2/86, at Was. ....	6	179	29.8	68t	1

## RUSHING-RECEIVING YARDS

Player, Game	Rushing	Receiving	Total
1. Peterson, Adrian, 11/4/07, vs. S.D. ....	296	19	315
2. Foreman, Chuck, 10/24/76, at Phi. ....	200	65	265
3. Nelson, Darrin, 11/13/83, vs. G.B. ....	119	137	256
4. Peterson, Adrian, 10/14/07, at Chi. ....	224	9	233
5. Brown, Bill, 12/13/64, at Chi. ....	128	28	256

## PASSER RATING (MINIMUM 20 ATTEMPTS)

Player, Game	Att	Cmp	Pct	Yds	TD	Int	Rtg
1. Frototte, Gus, 9/28/03, vs. S.F. ....	21	16	76.2	267	4	0	157.2
2. Bridgewater, Teddy, 12/20/15, vs. Chi. ....	20	17	85.0	231	4	0	154.4
3. Tarkenton, Fran, 10/13/74, vs. Hou. ....	24	18	75.0	274	3	0	151.7
4. Culpepper, Daunte, 12/24/04, vs. G.B. ....	23	16	69.6	285	3	0	151.3
5. Culpepper, Daunte, 11/9/00, vs. Car. ....	29	22	75.9	357	3	0	151.1

## SCORING

Player, Game	TD	2 pt.	PAT	FG	Total
1t. Foreman, Chuck, 12/20/75, at Buf. ....	4	-	-	-	24
1t. Rashad, Ahmad, 9/2/79, vs. SF. ....	4	-	-	-	24
3. Karlis, Rich, 11/5/89, vs. LA Rams. ....	-	-	-	7	21
4t. Moss, Randy, 11/26/98, at Dal. ....	3	1	-	-	20
4t. Anderson, Gary, 12/13/98, at Bal. ....	-	-	2	6	20
4t. Asiata, Matt, 11/2/14, vs. Was. ....	3	1	-	-	20

## FIELD GOALS MADE

Player, Game	Att.	Made	Pct.	Long
1. Karlis, Rich, 11/5/89, vs. LA Rams. ....	7	7	100.0	40
2. Anderson, Gary, 12/13/98, at Bal. ....	6	6	100.0	46
3t. 8 tied w/5 made FGs				

## PUNTING AVERAGE (MINIMUM 4 PUNTS)

Player, Game	No.	Net Avg.	Long	In20
1. Berger, Mitch, 11/15/98, vs. Cin. ....	4	48.3	66	2
2. Locke, Jeff, 11/24/16, at Det. ....	4	48.0	57	3
3. Kluge, Chris, 10/9/11, vs. Ariz. ....	4	47.5	51	2
4. Locke, Jeff, 11/20/16, vs. Ariz. ....	4	47.3	72	2
5t. Kluge, Chris, 11/7/10, vs. Ariz. ....	4	46.0	56	4
5t. Locke, Jeff, 9/21/14, at N.O. ....	4	46.0	57	3

BOLD - Active in 2016 for Vikings

## INTERCEPTIONS

Player, Game	No.	Yards	Avg.	Long	TD
1t. Winston, Roy, 10/25/64, at SF. ....	3	24	8.0	15	0
1t. Mackbee, Earsell, 10/26/69, vs. Det. ....	3	22	7.3	22	0
1t. Bryant, Bobby, 11/9/69, vs. Cle. ....	3	62	20.7	56	0
1t. Sharockman, Ed, 12/13/70, at BPA. ....	3	28	9.3	6	0
1t. Bryant, Bobby, 12/8/73, at G.B. ....	3	86	28.7	46	1
1t. Turner, John, 10/12/80, vs. Chi. ....	3	3	1.0	10	0
1t. Teal, Willie, 11/28/82, vs. Chi. ....	3	13	4.3	13	0
1t. Scott, Todd, 9/27/92, at Cin. ....	3	15	5.0	11	0
1t. McMillian, Audray, 11/22/92, vs. Cle. ....	3	73	24.3	35	0
1t. Glenn, Vencie, 12/27/92, vs. G.B. ....	3	55	18.3	39	0
1t. Del Rio, Jack, 12/5/93, at Det. ....	3	3	1.0	3	0
1t. Williams, Brian, 11/23/03, vs. Det. ....	3	71	23.7	42t	1
1t. Sharper, Darren, 11/13/05, at NYG ....	3	123	41.0	92t	1

## SACKS

Player, Game	No.	Yards
1. Holloway, Randy, 9/16/84, vs. Atl. ....	5.0	37
2. Allen, Jared, 10/5/09, vs. G.B. ....	4.5	19.5
3t. Doleman, Chris, 12/25/89, vs. Cin. ....	4.0	33.5
3t. Martin, Doug, 10/23/83, at G.B. ....	4.0	32
3t. Millard, Keith, 9/25/88, vs. Phi. ....	4.0	21
3t. Williams, Kevin, 10/12/08, vs. Det. ....	4.0	28
8t. Allen, Jared, 1/1/12, vs. Chi. ....	3.5	19.5
8t. Randle, John, 9/22/96, vs. G.B. ....	3.5	21.5
8t. Robison, Brian, 10/21/12, vs. Ari. ....	3.5	18

## TACKLES (DEFENSE ONLY)

Player, Game	Solo	Asst.	Total
1. Studwell, Scott, 11/17/85, at Det. ....	16	8	24
2. Greenway, Chad, 11/20/11, vs. Oak. ....	12	10	22
3t. Studwell, Scott, 9/24/89, at Pit. ....	11	10	21
3t. McDaniel, Ed, 9/4/94, at G.B. ....	15	6	21
5t. Studwell, Scott, 10/2/83, vs. Dal. ....	10	10	20
5t. Studwell, Scott, 12/8/84, at SF. ....	16	4	20
5t. Blair, Matt, 11/13/83, vs. G.B. ....	9	11	20
5t. Browner, Joey, 10/27/85, at Chi. ....	15	5	20
9. Del Rio, Jack, 12/1/94, vs. Chi. ....	11	8	19
10t. Many tied w/ 18 total tackles			

## SPECIAL TEAMS TACKLES

Player, Game	Solo	Asst.	Total
1. Farwell, Heath, 11/25/07, at NYG. ....	7	0	7
2. Henderson, Wymon, 11/6/88, vs. Det. ....	6	0	6
3t. 9 tied with 5			

## PUNT RETURNS (MINIMUM 3 RETURNS)

Player, Game	No.	Yards	Avg.	Long	TD
1. West, Charlie, 11/3/68, vs. Was. ....	3	107	35.6	98t	1
2. Sherels, Marcus, 10/21/13, at NYG ....	4	119	29.8	86t	1
3. Moore, Mewelde, 11/13/05, at NYG. ....	3	87	29.0	71	0

## KICKOFF RETURNS (MINIMUM 3 RETURNS)

Player, Game	No.	Yards	Avg.	Long	TD
1. Patterson, Cordarelle, 9/15/13, at Chi. ....	3	149	49.7	105t	1
2. Allison, Aundrae, 12/2/07, vs. Det. ....	3	144	47.7	104t	1
3. Patterson, Cordarelle, 10/27/13 vs. G.B. ....	5	228	45.6	109t	1

## COMBINED YARDAGE

Player, Game	Total	Rush	Rec.	Int.	Punt	Kick	Fum.
1. Peterson, Adrian, 11/4/07, vs. S.D. ....	361	224	9	-	-	128	-
2. Peterson, Adrian, 11/4/07, vs. S.D. ....	315	296	19	-	-	-	-
3. Nelson, Darrin, 11/13/83, vs. G.B. ....	278	119	137	-	-	22	-

## RUSHING

Year	Player	Att	Yards	Avg	Lg	TD#NFL/NFC
1961	McElhenny, Hugh	120	570	4.8	41	3 15
1962	Mason, Tommy	167	740	4.4	71	2 10
1963	Mason, Tommy	166	763	4.6	70†	7 5
1964	Brown, Bill	226	866	3.8	48	7 4
1965	Brown, Bill	160	699	4.5	40	6 6
1966	Brown, Bill	251	829	3.3	33†	6 4
1967	Osborn, Dave	215	972	4.5	73†	2 2
1968	Brown, Bill	222	805	3.6	32	11 8
1969	Osborn, Dave	186	643	3.5	58†	7 10
1970	Osborn, Dave	207	681	3.2	16	5 13†/8
1971	Jones, Clinton	180	675	3.7	73†	4 20/10
1972	Reed, Oscar	151	639	4.2	43	2 26/12
1973	*Foreman, Chuck	182	801	4.4	50†	4 18/9
1974	Foreman, Chuck	199	777	3.9	32	9 11/4
1975	Foreman, Chuck	280	1,070	3.8	31†	13 5/2
1976	Foreman, Chuck	278	1,155	4.1	46	13 6/4
1977	Foreman, Chuck	270	1,112	4.1	51	6 6/3
1978	Foreman, Chuck	237	749	3.2	21	5 22/8
1979	Young, Rickey	188	708	3.8	23†	3 22†/10†
1980	Brown, Ted	219	912	4.2	55†	8 10/7
1981	Brown, Ted	274	1,063	3.9	34	6 15/9
1982	Brown, Ted	120	515	4.3	30	1 19†/9†
1983	Nelson, Darrin	154	642	4.2	56†	1 31/16
1984	*Anderson, Alfred	201	773	3.8	23	2 20/12
1985	Nelson, Darrin	200	893	4.5	37	5 19/11
1986	Nelson, Darrin	191	793	4.2	42	4 16/10
1987	Nelson, Darrin	131	642	4.9	72	2 16/8
1988	Nelson, Darrin	112	380	3.4	27	1 53/23
1989	Walker, Herschel	169	669	4.0	47	5 20/10
1990	Walker, Herschel	184	770	4.2	58†	5 19/9
1991	Walker, Herschel	198	825	4.2	71†	10 11/5
1992	Allen, Terry	266	1,201	4.5	51	13 6/3
1993	Graham, Scottie	118	488	4.1	31	3 34/16
1994	Allen, Terry	255	1,031	4.0	45	8 8/4
1995	Smith, Robert	139	632	4.5	58†	5 30/15
1996	Smith, Robert	162	692	4.3	57	3 24/10
1997	Smith, Robert	232	1,266	5.5	78†	6 7/3
1998	Smith, Robert	249	1,187	4.8	74†	6 11/5
1999	Smith, Robert	221	1,015	4.6	70†	2 14/7
2000	Smith, Robert	295	1,521	5.2	72†	7 2/1
2001	*Bennett, Michael	172	682	4.0	31†	2 27/13
2002	Bennett, Michael	255	1,296	5.1	85†	5 11/3
2003	Williams, Moe	174	745	4.3	61	5 27/14
2004	Smith, Onterio	124	544	4.4	38	2 36/18
2005	Moore, Mewelde	155	662	4.3	33	1 29/11
2006	Taylor, Chester	303	1,216	4.0	95†	6 9/5
2007	*Peterson, Adrian	238	1,341	5.6	73†	12 2/1
2008	Peterson, Adrian	363	1,760	4.8	67†	10 1/1
2009	Peterson, Adrian	314	1,383	4.4	64†	18 5/2
2010	Peterson, Adrian	283	1,298	4.6	80†	12 6/2
2011	Peterson, Adrian	208	970	4.7	54	12 18/8
2012	Peterson, Adrian	348	2,097	6.0	82†	12 1/1
2013	Peterson, Adrian	279	1,266	4.5	78†	10 5/4
2014	Asiata, Matt	164	570	3.5	19	9 32/18
2015	Peterson, Adrian	327	1,485	4.5	80†	11 1/1
2016	McKinnon, Jerick	159	539	3.4	36	2 33/15


\*rookie  
#rushing yards/QB rating ranks



Ted Brown led the Vikings in rushing and receiving in 1981 and 1982, running for 1,063 yards in 1981. He added 83 receptions that season.

## PASSING

Year	Player	Att	Cmp	Pct	Yds	TD	Int	Rtg#NFL/NFC
1961	*Tarkenton, F.	280	157	56.1	1,997	18	17	74.7 8
1962	Tarkenton, F.	329	163	49.5	2,595	22	25	66.9 12
1963	Tarkenton, F.	297	170	57.2	2,311	15	15	78.0 6
1964	Tarkenton, F.	306	171	55.9	2,506	22	11	91.8 2
1965	Tarkenton, F.	329	171	52.0	2,609	19	11	83.8 6
1966	Tarkenton, F.	358	192	53.6	2,561	17	16	73.8 6
1967	*Kapp, J.	214	102	47.7	1,386	8	17	48.2 19
1968	Kapp, J.	248	129	52.1	1,695	10	17	58.8 13
1969	Kapp, J.	237	120	50.6	1,726	19	13	78.5 10
1970	Cuozzo, G.	257	128	49.8	1,720	7	10	64.3 20/10
1971	Cuozzo, G.	168	75	44.6	842	6	8	52.2 25†/14
1972	Tarkenton, F.	378	215	56.9	2,651	18	13	80.2 3/3
1973	Tarkenton, F.	274	169	61.7	2,113	15	7	93.2 2/2
1974	Tarkenton, F.	351	199	56.7	2,598	17	12	82.1 7/4
1975	Tarkenton, F.	425	273	64.2	2,994	25	13	91.8 2/1
1976	Tarkenton, F.	412	255	61.8	2,961	17	8	89.3 6/3
1977	Tarkenton, F.	258	155	60.1	1,734	9	14	69.2 9/3
1978	Tarkenton, F.	572	345	60.3	3,468	25	32	68.9 12/4
1979	Kramer, T.	566	315	55.7	3,397	23	24	69.3 17†/6†
1980	Kramer, T.	522	299	57.3	3,582	19	23	72.2 19/9
1981	Kramer, T.	593	322	54.3	3,912	26	24	72.6 18/10
1982	Kramer, T.	308	176	57.1	2,037	15	12	77.3 13†/8
1983	Dils, S.	444	239	53.8	2,840	11	16	66.8 22/11
1984	Kramer, T.	236	124	52.5	1,678	9	10	70.6 23/12
1985	Kramer, T.	506	277	54.7	3,522	19	26	67.8 21/11
1986	Kramer, T.	372	208	55.9	3,000	24	10	92.6 1/1
1987	Wilson, W.	264	140	53.0	2,106	14	13	76.7 16/8
1988	Wilson, W.	332	204	61.4	2,746	15	9	91.5 3/1
1989	Wilson, W.	342	184	53.8	2,467	9	12	71.1 21/9
1990	Gannon, R.	349	182	52.1	2,278	16	16	68.9 23†/12
1991	Gannon, R.	354	211	59.6	2,166	12	6	81.5 11/6
1992	Gannon, R.	279	159	57.0	1,905	12	13	72.9 18/11
1993	McMahon, J.	331	200	60.4	1,968	9	8	76.3 16/7
1994	Moon, W.	601	371	61.7	4,264	18	19	79.9 13/7
1995	Moon, W.	606	377	62.2	4,228	33	14	91.5 7/6
1996	Johnson, B.	311	195	62.7	2,558	17	10	89.4 3/4
1997	Johnson, B.	452	275	60.8	3,036	20	12	84.5 9/4
1998	Cunningham, R.	425	259	60.9	3,704	34	10	106.0 1/1
1999	George, J.	329	191	58.1	2,816	23	12	94.2 3/3
2000	Culpepper, D.	474	297	62.7	3,937	33	16	98.0 4/3
2001	Culpepper, D.	366	235	64.2	2,612	14	13	83.3 11/6
2002	Culpepper, D.	549	333	60.7	3,853	18	23	75.3 26/11
2003	Culpepper, D.	454	295	65.0	3,475	25	11	96.4 3/1
2004	Culpepper, D.	548	379	69.2	4,717	39	11	110.9 2/1
2005	Johnson, B.	294	184	62.6	1,885	12	4	88.9 11/3
2006	Johnson, B.	439	270	61.5	2,750	9	15	72.0 27/15
2007	Jackson, T.	294	171	58.2	1,911	9	7	70.8 28/13
2008	Fretotte, G.	301	178	59.1	2,157	12	15	73.7 28/14
2009	Favre, B.	531	363	68.4	4,202	33	7	107.2 2/2
2010	Favre, B.	358	217	60.6	2,509	11	19	69.9 29/14
2011	*Ponder, C.	291	158	54.3	1,853	13	13	70.1 31/16
2012	Ponder, C.	483	300	62.1	2,935	18	12	81.2 21/12
2013	Cassel, M.	254	153	60.2	1,807	11	9	81.6 25/16
2014	*Bridgewater, T.	402	259	64.4	2,919	14	12	85.2 22/12
2015	Bridgewater, T.	447	292	65.3	3,231	14	9	88.7 22/11
2016	Bradford, S.	552	395	71.6	3,877	20	5	99.3 6/5



Warren Moon was the 1st Vikings QB to throw 30+ TDs in a season with 33 in 1995 and earned Pro Bowl honors in 1994 and 1995.

## RECEIVING

Year	Player	No.	Yds.	Avg.	Long	TD	#NFL/NFC
1961	Reichow, Jerry.....	50	859	17.2	51t	11	12T
1962	Reichow, Jerry.....	39	561	14.4	41	3	22T
1963	Flatley, Paul.....	51	867	17.0	62	4	10T
1964	Brown, Bill.....	48	703	14.6	64	9	11
1965	Flatley, Paul.....	50	896	17.9	58	7	10T
1966	Flatley, Paul.....	50	777	15.0	41	3	12T
1967	Osborn, Dave.....	34	272	8.0	29	1	30T
1968	Washington, Gene.....	46	756	16.3	61	6	9
1969	Washington, Gene.....	39	821	21.1	83t	9	29
1970	Washington, Gene.....	44	702	15.9	49t	4	16T/11T
1971	Grim, Bob.....	45	691	15.3	55t	7	13T/7
1972	Gilliam, John.....	47	1,035	22.0	66t	7	10T/5T
1973	Gilliam, John.....	42	907	21.6	54t	8	19T/8T
1974	Foreman, Chuck.....	53	586	11.1	66t	6	8/6
1975	Foreman, Chuck.....	73	691	9.5	33	9	1/1
1976	Foreman, Chuck.....	55	567	10.3	41t	1	5/2
1977	Rashad, Ahmad.....	51	681	13.4	48t	2	5T/1
1978	Young, Rickey.....	88	705	8.0	48	5	1/1
1979	Rashad, Ahmad.....	60	1,156	14.5	52t	9	2/1
1980	Rashad, Ahmad.....	69	1,095	15.9	76t	5	5/4
1981	Brown, Ted.....	83	694	8.4	63	2	3/2
1982	Brown, Ted.....	31	207	6.7	29	2	32T/11T
1983	Nelson, Darrin.....	51	618	12.1	68	0	33T/18T
1984	Lewis, Leo.....	47	830	17.7	56	4	44/23
1985	Jordan, Steve.....	68	795	11.7	32	0	15/7
1986	Jordan, Steve.....	58	859	14.8	68t	6	29T/12
1987	Carter, Anthony.....	38	922	24.3	73t	7	48T/19T
1988	Carter, Anthony.....	72	1,225	17.0	67t	6	9T/7T
1989	Carter, Anthony.....	65	1,066	16.4	50	4	17/12
1990	Carter, Anthony.....	70	1,008	14.4	56t	8	12/6
1991	Carter, Cris.....	72	962	13.4	50	5	9T/4
1992	Carter, Cris.....	53	681	12.8	44	6	33T/20
1993	Carter, Cris.....	86	1,071	12.5	58	9	4T/4T
1994	Carter, Cris.....	122	1,256	10.3	65t	7	1/1
1995	Carter, Cris.....	122	1,371	11.2	60t	17	2T/2T
1996	Carter, Cris.....	96	1,163	12.1	43t	10	5/4
1997	Carter, Cris.....	89	1,069	12.0	43	13	4/3
1998	Carter, Cris.....	78	1,011	13.0	54t	12	11T/5
1999	Carter, Cris.....	90	1,241	13.8	68	13	5T/2
2000	Carter, Cris.....	96	1,274	13.3	53	9	6/3
2001	Moss, Randy.....	82	1,233	15.0	73t	10	16/7
2002	Moss, Randy.....	106	1,347	12.7	60	7	3/1
2003	Moss, Randy.....	111	1,632	14.7	72	17	2/2
2004	Wiggins, Jermaine.....	71	705	9.9	39	4	28/14
2005	Wiggins, Jermaine.....	69	568	8.2	24	1	29T/12T
2006	Taylor, Travis.....	57	651	11.4	36	3	48T/26T
2007	Wade, Bobby.....	54	647	12.0	40	3	52T/27T
2008	Wade, Bobby.....	53	645	12.2	59t	2	56T/24T
2009	Rice, Sidney.....	83	1,312	15.8	63	8	12T/6T
2010	Harvin, Percy.....	71	868	12.2	53t	5	21T/12T
2011	Harvin, Percy.....	87	967	11.1	52t	6	6/4
2012	Harvin, Percy.....	62	677	10.9	45	3	42t/25
2013	Jennings, Greg.....	68	804	11.8	70t	4	39T/21
2014	Jennings, Greg.....	59	742	12.6	38	6	58T/29T
2015	*Diggs, Stefon.....	52	720	13.8	40t	4	62t/30T
2016	Diggs, Stefon.....	84	903	10.8	46	3	16/8

\*rookie  
#receptions/gross punt average ranks



Bill Brown was the 1st Vikings player to lead the team in rushing and receiving in the same season, achieving the feat in 1964.

## PUNTING

Year	Player	No.	Avg.	Long	Blckd	#NFL/NFC
1961	*Mercer, Mike.....	63	39.0	59	2	12T
1962	Mercer, Mike.....	19	43.5	77	0	12
1963	Cox, Fred.....	70	38.7	57	0	15
1964	Walden, Bobby.....	72	46.4	73	0	1
1965	Walden, Bobby.....	51	42.1	61	0	8
1966	Walden, Bobby.....	60	41.1	70	0	9
1967	Walden, Bobby.....	75	41.6	76	0	6
1968	Hill, King.....	35	41.0	53	0	DNQ
1969	Lee, Bob.....	67	40.0	56	0	10
1970	McNeill, Tom.....	61	38.0	64	0	25/12
1971	Lee, Bob.....	89	39.6	58	0	20/10
1972	Eischeid, Mike.....	62	42.7	61	1	51/2T
1973	Eischeid, Mike.....	66	39.8	57	0	21/12
1974	Eischeid, Mike.....	73	36.1	50	1	25/12
1975	*Clabo, Neil.....	73	41.1	62	2	7/4
1976	Clabo, Neil.....	69	38.8	55	0	19/8
1977	Clabo, Neil.....	83	39.8	69	0	11/7
1978	Coleman, Greg.....	51	39.0	59	1	14/7
1979	Coleman, Greg.....	90	39.5	70	1	20/10
1980	Coleman, Greg.....	81	38.8	67	0	24/13
1981	Coleman, Greg.....	88	41.4	73	0	12/7
1982	Coleman, Greg.....	58	41.1	67	0	13/9
1983	Coleman, Greg.....	91	41.5	65	0	12T/4T
1984	Coleman, Greg.....	82	42.4	62	0	7/2
1985	Coleman, Greg.....	67	42.8	62	0	7/4
1986	Coleman, Greg.....	67	41.4	69	0	11/7
1987	Coleman, Greg.....	45	39.7	54	1	19/9
1988	Scribner, Bucky.....	84	40.5	55	2	15T/8
1989	Scribner, Bucky.....	72	39.8	55	0	19/9
1990	Newsome, Harry.....	78	42.3	61	1	7T/5
1991	Newsome, Harry.....	68	45.5	65	0	2/1
1992	Newsome, Harry.....	72	45.0	84	1	2/1
1993	Newsome, Harry.....	90	42.9	64	0	12T/6T
1994	Saxon, Mike.....	77	42.9	67	0	7T/5
1995	Saxon, Mike.....	72	40.9	60	0	23T/11T
1996	Berger, Mitch.....	88	41.1	63	2	26/13
1997	Berger, Mitch.....	73	42.9	65	0	13T/5T
1998	Berger, Mitch.....	55	44.7	67	0	7T/3
1999	Berger, Mitch.....	61	45.4	75	0	2/1
2000	Berger, Mitch.....	62	44.7	60	0	4T/1
2001	Berger, Mitch.....	47	43.5	67	0	7T/2T
2002	Richardson, Kyle.....	62	39.9	59	1	28T/14
2003	*Johnson, Eddie.....	56	39.1	55	1	27/14
2004	Bennett, Darren.....	57	39.3	61	0	29/15
2005	*Kluwe, Chris.....	71	44.1	62	0	6/2
2006	Kluwe, Chris.....	93	42.3	68	0	25/14
2007	Kluwe, Chris.....	81	44.7	70	0	8/4
2008	Kluwe, Chris.....	73	47.6	62	1	4/3
2009	Kluwe, Chris.....	73	43.9	60	0	15/7
2010	Kluwe, Chris.....	83	43.0	59	0	13/11
2011	Kluwe, Chris.....	77	45.7	60	0	21/4
2012	Kluwe, Chris.....	72	45.0	59	0	22/10
2013	*Locke, Jeff.....	75	44.2	65	0	70t/2
2014	Locke, Jeff.....	75	44.2	62	1	23/10
2015	Locke, Jeff.....	66	41.6	61	0	32/16
2016	Locke, Jeff.....	74	42.6	72	0	29/14



John Gilliam was the 1st Vikings player to notch 1,000+ yards in a season when he led the club in 1972 with 1,035 yards.


## SCORING

Year	Player	TD	PAT	FG	Tot.	#NFL/NFC
1961	Reichow, Jerry.....	11	-	-	66	16T
1962	Christopherson, Jim.....	-	28	11	61	20
1963	Cox, Fred.....	-	39	12	75	10
1964	Cox, Fred.....	-	40	21	103	6
1965	Cox, Fred.....	-	44	23	113	3
1966	Cox, Fred.....	-	34	18	88	11
1967	Cox, Fred.....	-	26	17	77	8
1968	Cox, Fred.....	-	31	19	88	6
1969	Cox, Fred.....	-	43	26	121	1
1970	Cox, Fred.....	-	35	30	125	1/1
1971	Cox, Fred.....	-	25	22	91	8T/4T
1972	Cox, Fred.....	-	34	21	97	9T/5T
1973	Cox, Fred.....	-	33	21	96	12/8
1974	Foreman, Chuck.....	15	-	-	90	4T/3
1975	Foreman, Chuck.....	22	-	-	132	2/1
1976	Cox, Fred.....	-	32	19	89	5/3
1977	Foreman, Chuck.....	9	-	-	54	24T/9T
	White, Sammy.....	9	-	-	54	24T/9T
1978	Danmeier, Rick.....	-	36	12	72	19T/7T
1979	Danmeier, Rick.....	-	28	13	67	30/12
1980	Danmeier, Rick.....	-	33	16	81	16T/7T
1981	Danmeier, Rick.....	-	34	21	97	15/8
1982	Danmeier, Rick.....	-	23	8	47	26/15
1983	Ricardo, Benny.....	-	33	25	108	13/9
1984	Stenerud, Jan.....	-	30	20	90	24/12
1985	Stenerud, Jan.....	-	41	15	86	25/14
1986	Nelson, Chuck.....	-	44	22	110	4/3
1987	Nelson, Chuck.....	-	36	13	75	20T/10
1988	Nelson, Chuck.....	-	48	20	108	9T/4T
1989	Karlis, Rich.....	-	27	31	120	3T/3T
1990	Igwebuikwe, Donald.....	-	19	14	61	39/21
1991	Revez, Fuad.....	-	34	17	85	21T/11T
1992	Revez, Fuad.....	-	45	19	102	12/5
1993	Revez, Fuad.....	-	27	26	105	14T/7
1994	Revez, Fuad.....	-	30	34	132	2T/1T
1995	Revez, Fuad.....	-	44	26	122	7T/4T
1996	Sisson, Scott.....	-	30	22	96	21/9
1997	Carter, Cris.....	13	-	3 (opt)	84	26T/11T
1998	Anderson, Gary.....	-	59	35	164	1/1
1999	Anderson, Gary.....	-	46	19	103	20/7
2000	Anderson, Gary.....	-	45	22	111	11/6
2001	Anderson, Gary.....	-	29	15	74	33T/15
2002	Anderson, Gary.....	-	36	18	90	28T/14
2003	Elling, Aaron.....	-	48	18	102	17T/8T
	Moss, Randy.....	17	-	-	102	17T/8T
2004	Andersen, Morten.....	-	45	18	99	20T/7T
2005	Edinger, Paul.....	-	31	25	106	19/7
2006	Longwell, Ryan.....	-	27	21	90	31/14
2007	Longwell, Ryan.....	-	39	20	99	24T/11T
2008	Longwell, Ryan.....	-	40	29	127	7T/6T
2009	Longwell, Ryan.....	-	54	26	132	3/2
2010	Longwell, Ryan.....	-	30	17	81	28/15
2011	Longwell, Ryan.....	-	38	22	104	23/13
2012	*Walsh, Blair.....	-	36	35	141	4/3
2013	Walsh, Blair.....	-	43	26	121	15/7
2014	Walsh, Blair.....	-	29	26	107	20/10
2015	Walsh, Blair.....	-	33	34	135	4/3
2016	Forbath, Kai.....	-	11	15	56	48T/25T


## FIELD GOALS

Year	Player	Att.	Made	Pct.	Long	#NFL/NFC
1961	*Mercer, Mike.....	21	9	42.9	34	11
1962	Christopherson, Jim.....	20	11	55.0	44	6T
1963	Cox, Fred.....	24	12	50.0	46	7T
1964	Cox, Fred.....	33	21	63.6	47	3
1965	Cox, Fred.....	35	23	65.7	53	1
1966	Cox, Fred.....	33	18	54.5	44	10
1967	Cox, Fred.....	33	17	51.5	44	7
1968	Cox, Fred.....	29	19	65.5	45	3
1969	Cox, Fred.....	37	26	70.3	48	1
1970	Cox, Fred.....	46	30	65.2	47	8/5
1971	Cox, Fred.....	32	22	68.7	47	5/3
1972	Cox, Fred.....	33	21	63.6	43	13T/4T
1973	Cox, Fred.....	35	21	60.0	41	19T/9T
1974	Cox, Fred.....	20	12	60.0	46	14T/7T
1975	Cox, Fred.....	17	13	76.4	52	6/4
1976	Cox, Fred.....	31	19	61.3	49	11/7
1977	Cox, Fred.....	17	8	47.1	42	23/12
1978	Danmeier, Rick.....	19	12	63.2	47	18/11
1979	Danmeier, Rick.....	22	13	59.1	44	22/11
1980	Danmeier, Rick.....	26	16	61.5	47	18T/9
1981	Danmeier, Rick.....	25	21	84.0	45	2/2
1982	Danmeier, Rick.....	14	8	57.1	43	24T/12T
1983	Ricardo, Benny.....	33	25	75.8	47	14/7
1984	Stenerud, Jan.....	23	20	87.0	54	1/1
1985	Stenerud, Jan.....	26	15	57.7	49	25/12
1986	Nelson, Chuck.....	28	22	78.6	53	4/2
1987	Nelson, Chuck.....	24	13	54.2	51	2T/13
1988	Nelson, Chuck.....	25	20	80.0	49	6/2
1989	Karlis, Rich.....	39	31	79.5	51	5/3
1990	Igwebuikwe, Donald.....	16	14	87.5	48	4/1
1991	Revez, Fuad.....	24	17	70.8	50	17/9
1992	Revez, Fuad.....	25	19	76.0	52	12/6
1993	Revez, Fuad.....	35	26	74.3	51	10T/6T
1994	Revez, Fuad.....	39	34	87.2	51	3/1
1995	Revez, Fuad.....	36	26	72.2	51	13T/6T
1996	Sisson, Scott.....	29	22	75.9	44	18T/8T
1997	Murray, Eddie.....	17	12	70.6	49	28T/14
1998	Anderson, Gary.....	35	35	100.0	53	2/1
1999	Anderson, Gary.....	30	19	63.3	44	23T/9T
2000	Anderson, Gary.....	23	22	95.7	49	17T/9
2001	Anderson, Gary.....	18	15	83.3	44	29/14
2002	Anderson, Gary.....	23	18	78.3	53	23/12
2003	Elling, Aaron.....	25	18	72.0	51	23T/12
2004	Andersen, Morten.....	22	18	81.8	48	23T/11T
2005	Edinger, Paul.....	34	25	73.5	56	12T/6T
2006	Longwell, Ryan.....	25	21	84.0	49	22T/11
2007	Longwell, Ryan.....	24	20	83.3	55	28/14
2008	Longwell, Ryan.....	34	29	85.3	54	8T/5T
2009	Longwell, Ryan.....	28	26	92.9	52	10T/4
2010	Longwell, Ryan.....	18	17	94.4	48	26/15
2011	Longwell, Ryan.....	28	22	78.6	53	25T/12T
2012	*Walsh, Blair.....	38	35	92.1	56	1/1
2013	Walsh, Blair.....	30	26	86.7	54	13T/6T
2014	Walsh, Blair.....	35	26	74.3	55	15/7
2015	Walsh, Blair.....	39	34	87.2	54	1/1
2016	Forbath, Kai.....	15	15	100.0	51	31/15


\*rookie  
#total points/FGs made/ranks



Fuad Revez led the Vikings in scoring for 5 straight seasons from 1991-95.



2017 Hall of Famer Morten Andersen led the Vikings in scoring in 2004.



Jerry Reichow led the expansion Vikings in 1961 with 66 points- all TDs.

## KICKOFF RETURNS


Year	Player	No.	Yds.	Avg.	Long	TD	#NFL/NFC
1961	*Mason, Tommy	25	603	24.1	42	0	15
1962	Butler, Billy	26	588	22.6	45	0	17
1963	Butler, Billy	33	713	21.6	35	0	17
1964	Butler, Billy	26	597	23.0	34	0	17
1965	*Rentzel, Lance	23	602	26.2	101t	1	10
1966	Fitzgerald, Mike	14	301	21.5	28	0	21
1967	Jones, Clinton	25	597	23.8	96t	1	14
1968	*West, Charlie	22	576	26.1	82	0	6
1969	Jones, Clinton	17	444	26.1	71	0	7
1970	Jones, Clinton	19	452	23.7	41	0	17/7
1971	West, Charlie	24	556	23.0	36	0	19/13
1972	Gilliam, John	14	369	26.3	47	0	8/6
1973	McClanahan, Brent	16	410	25.6	45	0	14/5
1974	McClanahan, Brent	23	549	23.9	52	0	20/10
1975	McClanahan, Brent	17	360	21.2	42	0	30/15
1976	*Willis, Leonard	24	552	23.0	57	0	19/7/8
1977	Moore, Manfred	24	523	21.8	48	0	25/15
1978	*Miller, Kevin	40	856	21.4	38	0	24/17/10/8
1979	Edwards, Jimmy	44	1,103	25.1	83	0	2/1
1980	Payton, Eddie	53	1,184	22.3	59	0	14/7/7
1981	Payton, Eddie	39	898	23.0	99t	1	11/6
1982	Redwine, Jarvis	12	286	23.8	76	0	5/3
1983	Nelson, Darrin	18	445	24.7	50	0	3/1
1984	Nelson, Darrin	39	891	22.8	47	0	6/3
1985	*Rhymes, Buster	53	1,345	25.4	88	0	5/4
1986	Bess, Rufus	31	705	22.7	43	0	9/4
1987	Guggemos, Neal	36	808	22.4	42	0	7/7/5/1
1988	*Harris, Darryl	39	833	21.4	30	0	12/7/4/1
1989	Nelson, Darrin	14	307	21.9	32	0	DNQ
1990	Walker, Herschel	44	966	22.0	64	0	7/5
1991	Nelson, Darrin	31	682	22.0	50	0	9/6
1992	Nelson, Darrin	29	626	21.6	53	0	10/7/7
1993	*Ismail, Qadry	42	902	21.5	47	0	10/7
1994	Ismail, Qadry	35	807	23.1	61	0	13/10
1995	Ismail, Qadry	42	1,037	24.7	71	0	7/7/2
1996	Ismail, Qadry	28	527	18.8	32	0	38/19
1997	Palmer, David	32	711	22.2	62	0	20/13
1998	Palmer, David	50	1,176	23.5	88t	1	18/9
1999	Tate, Robert	25	627	25.1	76t	1	4/3
2000	*Walters, Troy	30	692	23.1	38	0	18/9
2001	Jacquet, Nate	46	1,012	22.0	53	0	24/13
2002	Williams, Moe	24	516	21.5	51	0	32/20
2003	*Smith, Ontario	27	588	21.8	46	0	24/13
2004	Campbell, Kelly	35	760	21.7	55	0	26/14
2005	Robinson, Koren	47	1,221	26.0	86t	1	5/1
2006	Johnson, Bethel	45	1,054	23.4	65	0	21/10
2007	*Allison, Andreae	20	574	28.7	104t	1	3/1
2008	Hicks, Maurice	29	690	23.8	38	0	24/13
2009	*Harvin, Percy	42	1,156	27.5	101t	2	4/3/1
2010	Harvin, Percy	40	933	23.3	95t	1	21/9
2011	Harvin, Percy	16	520	32.5	104	1	DNQ
2012	Harvin, Percy	16	574	35.9	105t	1	DNQ
2013	*Patterson, Cordarelle	43	1,393	32.4	109t	2	1/1
2014	Patterson, Cordarelle	34	871	25.6	51	0	6/2
2015	Patterson, Cordarelle	32	1,019	31.8	101t	2	1/1
2016	Patterson, Cordarelle	25	792	31.7	104t	1	1/1

\*rookie


#KR average/PR average ranks



First overall pick Tommy Mason also handled the return man duties for the 1961 Vikings.



David Palmer had 2 punt return and 1 kickoff return TD in his Vikings career.



Darrin Nelson holds the Vikings career kickoff returns record with 159.

## PUNT RETURNS

Year	Player	No.	Yds.	Avg.	Long	TD#	NFL/NFC
1961	*Mason, Tommy	14	146	10.4	23	0	5
1962	Butler, Billy	12	169	14.1	46	0	DNQ
1963	Butler, Billy	21	220	10.5	60t	1	4
1964	Butler, Billy	22	156	7.1	32	0	12
1965	Mason, Tommy	9	63	7.0	17	0	DNQ
1966	Shrockman, Ed	9	95	10.5	76	0	DNQ
1967	Grim, Bob	25	101	4.0	81	0	12
1968	*West, Charlie	20	201	10.0	98t	1	4
1969	West, Charlie	39	245	6.3	55	0	6
1970	West, Charlie	29	169	5.8	53	0	24/10
1971	West, Charlie	18	94	5.2	16	0	22/9
1972	Gilliam, John	16	110	6.8	23	0	137/61
1973	Bryant, Bobby	25	140	5.6	16	0	26/12
1974	Wallace, Jackie	25	191	7.6	30	0	30/15
1975	Bryant, Bobby	19	125	6.6	16	0	25/15
1976	*Willis, Leonard	30	207	6.9	29	0	27/13/1
1977	Moore, Manfred	47	277	5.9	28	0	30/15
1978	*Miller, Kevin	48	239	5.0	47	0	33/15
1979	Edwards, Jimmy	33	186	5.6	42	0	26/12
1980	Payton, Eddie	34	251	7.4	19	0	25/13
1981	Payton, Eddie	38	303	8.0	28	0	18/10
1982	Payton, Eddie	22	179	8.1	35	0	16/16
1983	Bess, Rufus	21	158	7.5	23	0	25/13
1984	Nelson, Darrin	23	180	7.8	21	0	19/9
1985	Nelson, Darrin	16	133	8.3	21	0	DNQ
1986	Bess, Rufus	23	162	7.0	15	0	20/10
1987	Lewis, Leo	22	275	12.5	78t	1	57/31
1988	Lewis, Leo	58	550	9.5	64	0	12/5
1989	Lewis, Leo	44	446	10.1	65	0	8/7
1990	Lewis, Leo	25	180	7.2	30	0	18/17/2
1991	Lewis, Leo	30	225	7.5	44	0	19/14
1992	Parker, Anthony	33	336	10.2	42	0	9/4
1993	*Guliford, Eric	29	212	7.3	50	0	21/10
1994	*Palmer, David	30	193	6.4	20	0	24/11
1995	Palmer, David	26	342	13.2	74t	1	1/1
1996	Palmer, David	22	216	9.8	69t	1	12/6
1997	Palmer, David	34	444	13.1	57	0	3/1
1998	Palmer, David	28	289	10.3	53	0	14/8
1999	Moss, Randy	17	162	9.5	64t	1	DNQ
2000	*Walters, Troy	15	217	14.5	63	0	DNQ
2001	Jacquet, Nate	29	219	7.6	23	0	22/12
2002	*Davis, Nick	24	190	7.9	57	0	17/12
2003	*Howry, Keenan	35	247	7.1	52	0	25/11
2004	Burleson, Nate	25	214	8.6	91t	1	16/7
2005	Moore, Mewelde	21	245	11.7	71t	1	3/2
2006	Moore, Mewelde	36	365	10.1	71t	1	11/4
2007	Moore, Mewelde	13	130	10.0	42	0	DNQ
2008	Berrian, Bernard	7	114	16.3	82t	1	DNQ
2009	Reynaud, Darius	30	308	10.3	36	0	97/4
2010	Cammarillo, Greg	39	359	9.2	52	0	16/9
2011	Sherels, Marcus	33	277	8.4	53	0	23/10
2012	Sherels, Marcus	32	287	9.0	77t	1	17/7
2013	Sherels, Marcus	22	335	15.2	86t	1	2/1
2014	Sherels, Marcus	27	297	11.0	35	0	6/3
2015	Sherels, Marcus	34	311	9.1	65t	1	12/7
2016	Sherels, Marcus	21	292	13.9	79t	2	2/1



### INTERCEPTIONS

Year	Player	No.	Yds.	Avg.	Long	TD	#NFL/NFC
1961	*Hawkins, Rip	5	70	14.0	34	0	16T
1962	Sharockman, Ed	6	92	15.3	32	0	9T
1963	Sharockman, Ed	5	93	18.6	47	1	14T
1964	*Rose, George	6	48	8.0	32	1	5T
1965	Sharockman, Ed	6	118	19.7	40	1	3T
1966	Hackbart, Dale	5	73	14.6	41t	1	9T
1967	MacKbee, Earsell	5	98	19.6	40	1	13T
1968	Krause, Paul	7	82	11.7	29	0	7T
1969	Bryant, Bobby	8	97	12.1	56	0	2T
1970	Sharockman, Ed	7	132	18.8	43	1	5T/2T
1971	Wright, Charlie	7	236	33.7	89	0	6T/3
1972	Krause, Paul	6	109	18.1	35	2	7T/3T
1973	Bryant, Bobby	7	105	15.0	46	1	3/1
1974	Wright, Nate	6	91	15.2	44	0	9T/4T
1975	Krause, Paul	10	201	20.1	81	0	2/1
1976	Wright, Nate	7	47	6.6	21	0	6T/4T
1977	Bryant, Bobby	4	44	11.0	41	0	29T/15T
1978	Bryant, Bobby	7	69	9.9	23	0	6T/4T
1979	Hannon, Tommy	4	85	21.3	52	0	32T/13T
	Wright, Nate	4	44	11.0	32	0	32T/13T
1980	Turner, John	6	22	3.7	13	0	13T/4T
1981	Hannon, Tommy	4	28	7.0	28	0	32T/20T
	Teal, Willie	4	23	5.8	15	0	32T/20T
1982	Teal, Willie	4	15	3.8	13	0	9T/4T
1983	Turner, John	6	37	6.7	22	0	15T/8T
	Swain, John	6	12	2.0	11	0	15T/8T
1984	Bess, Rufus	3	7	2.4	7	0	53T/24T
1985	Turner, John	5	62	12.4	25	0	21T/10T
1986	Holt, Isiac	8	54	6.8	27	0	5T/4T
1987	Browner, Joey	6	67	11.2	23	0	2T/2T
1988	Lee, Carl	8	118	14.8	58t	2	2T/2T
1989	Browner, Joey	5	70	14.0	34	0	16T/9T
1990	Browner, Joey	7	103	14.7	31	1	3T/2T
1991	Browner, Joey	5	97	19.4	45	0	8T/5T
1992	McMillian, Audray	8	157	19.6	61t	2	1T/1
1993	Glenn, Vencie	5	49	9.8	23	0	14T/6T
1994	Parker, Anthony	4	99	24.8	44t	2	21T/12T
	Glenn, Vencie	4	55	13.8	32	0	21T/12T
1995	*Thomas, Orlando	9	108	12.0	45t	1	1/1
1996	Thomas, Orlando	5	57	11.4	34	0	11T/6T
1997	Washington, D.	4	71	17.8	27	0	23T/16T
1998	Hitchcock, Jimmy	7	242	34.6	79t	3	5T/2T
1999	Griffith, Robert	3	0	0.0	0	0	43/21
2000	Wong, Kaillee	2	28	14.0	14	0	65T/34T
	Tate, Robert	2	12	6.0	12	0	65T/34T
2001	Griffith, Robert	2	25	12.5	14	0	72T/37T
	*Kelly, Eric	2	-7	-3.5	2	0	72T/37T
2002	Biekert, Greg	4	26	6.5	20	0	22T/11T
2003	Russell, Brian	9	185	20.6	50	0	1T/1T
2004	Winfield, Antoine	3	89	29.7	56	0	48T/23T
2005	Sharper, Darren	9	276	30.7	92t	2	3/1
2006	Smith, Dwight	4	81	20.3	47	0	18T/7T
	Winfield, Antoine	4	33	8.3	26	1	18T/7T
	Sharper, Darren	4	10	2.5	10	0	18T/7T
2007	Smith, Dwight	4	112	28.0	93t	1	23T/11T
	Sharper, Darren	4	61	15.3	41	1	23T/11T
2008	Leber, Ben	2	29	14.5	28	0	31T/15T
	Sapp, Benny	2	13	6.5	14	0	31T/15T
	Winfield, Antoine	2	5	2.5	4	0	31T/15T
	Williams, Madieu	2	-1	-0.5	0	0	31T/15T
2009	Griffin, Cedric	4	-2	-0.5	0	0	23T/14T
2010	Henderson, E.J.	3	10	3.3	10	0	31T/21T
	Abdullah, Husain	3	5	1.7	5	0	31T/21T
2011	Sanford, Jamarca	2	69	34.5	52	0	62T/41T
2012	*Smith, Harrison	3	87	29.0	56t	2	29T/17T
	Winfield, Antoine	3	37	12.3	31	0	29T/17T
2013	Greenway, Chad	3	23	7.7	23	0	32T/18T
2014	Smith, Harrison	5	150	30.0	81t	1	3t/2t
2015	Newman, Terence	3	4	1.3	4	0	24t/10t
2016	Rhodes, Xavier	5	133	26.6	100t	1	5t/2t

### SACKS

1977	Eller, Carl	15.0
1978	Mullaney, Mark	9.0
1979	Mullaney, Mark	8.0
1980	*Martin, Doug	5.0
	Mullaney, Mark	5.0
	Sutherland, Doug	5.0
1981	Blair, Matt	6.0
	Holloway, Randy	6.0
	Martin, Doug	6.0
1982	Martin, Doug	10.5
1983	Martin, Doug	12.0
1984	Holloway, Randy	5.0
	Johnson, Charlie	5.0
	*Millard, Keith	11.0
1985	Millard, Keith	10.5
1986	Millard, Keith	11.0
1987	Doleman, Chris	11.0
1988	Millard, Keith	8.0
	Doleman, Chris	8.0

### TACKLES (DEFENSIVE ONLY)

Year	Player	Solo	Assists	Total
1961	*Hawkins, Rip	100	26	126
1962	Hawkins, Rip	74	16	90
1963	Hawkins, Rip	94	20	114
1964	Hawkins, Rip	61	38	99
1965	Vargo, Larry	78	10	88
1966	Warwick, Lonnie	66	26	92
1967	Warwick, Lonnie	90	23	113
1968	Page, Alan	66	30	96
1969	Warwick, Lonnie	70	6	76
1970	Warwick, Lonnie	60	11	71
1971	Hilgenberg, Wally	87	23	110
1972	Page, Alan	99	33	132
1973	Siemon, Jeff	112	43	155
1974	Siemon, Jeff	105	46	151
1975	Page, Alan	82	40	122
1976	Siemon, Jeff	120	41	161
1977	McNeill, Fred	92	44	136
1978	Siemon, Jeff	170	59	229
1979	Blair, Matt	132	37	169
1980	Studwell, Scott	151	54	205
1981	Studwell, Scott	156	74	230
1982	Studwell, Scott	85	37	122
1983	Studwell, Scott	132	83	215
1984	Studwell, Scott	142	71	213
1985	Studwell, Scott	107	97	204
1986	Browner, Joey	98	41	139
1987	Solomon, Jesse	92	29	121
	Browner, Joey	87	34	121
1988	Studwell, Scott	81	45	126
1989	Studwell, Scott	101	71	172
1990	Merriveather, Mike	99	54	153
1991	Merriveather, Mike	101	88	189
1992	Del Rio, Jack	110	39	149
1993	Del Rio, Jack	108	61	169
1994	Del Rio, Jack	118	67	185
1995	McDaniel, Ed	96	40	136
1996	Brady, Jeff	89	57	146
1997	McDaniel, Ed	77	58	135
1998	McDaniel, Ed	100	55	155
1999	McDaniel, Ed	110	56	166
2000	Wong, Kaillee	94	40	134
2001	Wong, Kaillee	90	26	116
2002	Biekert, Greg	72	75	147
2003	Chavous, Corey	86	22	108
2004	Henderson, E.J.	92	43	125
2005	Cowart, Sam	70	34	104
2006	Henderson, E.J.	95	47	142
2007	Henderson, E.J.	117	38	155
2008	Greenway, Chad	103	47	150
2009	Greenway, Chad	88	39	127
2010	Greenway, Chad	106	43	149
2011	Greenway, Chad	104	70	174
2012	Greenway, Chad	121	70	191
2013	Greenway, Chad	113	54	167
2014	Smith, Harrison	82	38	120
2015	*Kendricks, Eric	80	25	105
2016	Kendricks, Eric	86	40	126

\*rookie  
#interception ranks

# VIKINGS INDIVIDUAL RECORDS

1961-77 - 14 games; 1978-2016 - 16 games

Note: The 1982 regular season was reduced to nine games and the 1987 season to 15 games due to players' strike

## COACHES

### Games

- 259 Bud Grant, 1967-83, 85
- 159 Dennis Green, 1992-01
- 95 Jerry Burns, 1986-91

### Wins

- 158 Bud Grant, 1967-83, 85
- 97 Dennis Green, 1992-01
- 52 Jerry Burns, 1986-91

### Consecutive Wins

- 13 Bud Grant, 1974-75
- 12 Bud Grant, 1969
- 10 Dennis Green, 1999-00
- 9 Bud Grant, 1973
- 9 Dennis Green, 1998-99
- 9 Mike Tice, 2002-03

### Losses

- 96 Bud Grant, 1967-83, 85
- 62 Dennis Green, 1992-01
- 51 Norm Van Brocklin, 1961-66

### Consecutive Losses

- 7 Norm Van Brocklin, 1961
- 7 Norm Van Brocklin, 1961-62
- 6 Les Steckel, 1984
- 6 Leslie Frazier, 2011

### Winning Percentage

- 62.0 Bud Grant, 1967-83, 85 (158-96-5)
- 61.0 Dennis Green, 1992-01 (97-62)
- 54.7 Jerry Burns, 1986-91 (52-43)
- 54.2 Mike Zimmer, 2014-16 (26-22)

### Seasons

- 18 Bud Grant, 1967-83, 85
- 10 Dennis Green, 1992-01
- 6 Norm Van Brocklin, 1961-66
- 6 Jerry Burns, 1986-91

### Consecutive Winning Seasons


- 6 Bud Grant, 1973-78
- 5 Dennis Green, 1996-00
- 4 Bud Grant, 1968-71
- 4 Jerry Burns, 1986-89

### Division Titles

- 11 Bud Grant, 1968-71, 73-78, 80
- 4 Dennis Green, 1992, 94, 98, 2000
- 2 Brad Childress, 2008-09
- 1 Jerry Burns, 1989
- 1 Mike Zimmer, 2015

### Consecutive Division Titles

- 6 Bud Grant, 1973-78
- 4 Bud Grant, 1968-71
- 2 Brad Childress, 2008-09



Jim Marshall played and started in a Vikings-record 270 games in 19 seasons.

## SERVICE

### Most Seasons

- 19 Jim Marshall, 1961-79
- 17 Mick Tingelhoff, 1962-78
- 15 Carl Eller, 1964-78
- 15 Ron Yary, 1968-82
- 15 Roy Winston, 1962-76
- 15 Fred Cox, 1963-77

### Most Games Played

- 270 Jim Marshall, 1961-79
- 240 Mick Tingelhoff, 1962-78
- 210 Fred Cox, 1963-77
- 209 Carl Eller, 1964-78
- 202 Scott Studwell, 1977-90

### Most Consecutive Games Played

- 270 Jim Marshall, 1961-79
- 240 Mick Tingelhoff, 1962-78
- 210 Fred Cox, 1963-77

### Most Games Started

- 270 Jim Marshall, 1961-79
- 240 Mick Tingelhoff, 1962-78
- 201 Carl Eller, 1964-78

### Most Consecutive Games Started

- 270 Jim Marshall, 1961-79
- 240 Mick Tingelhoff, 1962-78
- 181 Tim Irwin, 1982-93

## SCORING

### Most Seasons Leading Team

- 12 Fred Cox, 1963-73, 1976
- 6 Ryan Longwell, 2006-11
- 5 Rick Danneier, 1978-82
- 5 Fuad Reveiz, 1991-95
- 5 Gary Anderson, 1998-02

### Most Consecutive Seasons Leading Team

- 11 Fred Cox, 1963-73
- 6 Ryan Longwell, 2006-11
- 5 Rick Danneier, 1978-82
- 5 Fuad Reveiz, 1991-95
- 5 Gary Anderson, 1998-02

### POINTS

#### Career

- 1,365 Fred Cox, 1963-77 (519-pat, 282-fg)
- 670 Cris Carter, 1990-01 (110-td, 5-2 pt)
- 633 Ryan Longwell, 2006-11 (228-pat, 135-fg)
- 614 Adrian Peterson, 2007-16 (102-td, 1-2 pt)
- 598 Fuad Reveiz, 1991-95 (199-pat, 133-fg)

#### Season

- 164 Gary Anderson, 1998 (59-pat, 35-fg)
- 141 Blair Walsh, 2012 (36-pat, 35-fg)
- 135 Blair Walsh, 2015 (33-pat, 34-fg)
- 132 Ryan Longwell, 2009 (54-pat, 26-fg)
- 132 Fuad Reveiz, 1994 (30-pat, 34-fg)
- 132 Chuck Foreman, 1975 (22-td)

### Most Seasons, 100 or More Points

- 4 Fred Cox, 1964-65, 1969-70
- 4 Fuad Reveiz, 1992-95
- 4 Blair Walsh, 2012-15
- 3 Gary Anderson, 1998-2000
- 3 Ryan Longwell, 2008-09, 2011

### Season, Rookie

- 141 Blair Walsh, 2012 (36-pat, 35-fg)
- 106 Randy Moss, 1998 (17-td, 2-2 pt)
- 78 Adrian Peterson, 2007 (13-td)

### Game

- 24 Chuck Foreman, @ Buf., 12/20/75 (4-tds)
- 24 Ahmad Rashad, vs. SF, 9/2/79 (4-tds)
- 21 Rich Karlis, vs. LA Rams, 11/5/89 (7-fg)

### Game, Opponent

- 30 Shaun Alexander, @ Sea., 9/29/02 (5-tds)
- 28 Paul Hornung, @ G.B., 9/16/62 (3-tds, 4-pat, 2-fg)

### Most Consecutive Games Scoring

- 151 Fred Cox, 1963-73

### TOUCHDOWNS

#### Most Seasons Leading Team

- 8 Adrian Peterson, 2007-13, 2015
- 5 Bill Brown, 1964, 1966-68, 1972
- 5 Ted Brown, 1980-81, 1983-85
- 5 Cris Carter, 1993, 1995-97, 1999
- 5 Randy Moss, 1998, 2000-01, 2003-04

#### Most Consecutive Seasons Leading Team

- 7 Adrian Peterson, 2007-13
- 4 Chuck Foreman, 1974-77

#### Career

- 110 Cris Carter, 1990-01 (110-p)
- 102 Adrian Peterson, 2007-16 (97-r, 5-p)
- 93 Randy Moss, 1998-04, 10 (92-p, 1-r)
- 76 Bill Brown, 1962-74 (52-r, 23-p, 1-r)
- 75 Chuck Foreman, 1973-79 (52-r, 23-p)

#### Season

- 22 Chuck Foreman, 1975 (13-r, 9-p)
- 18 Adrian Peterson, 2009 (18-r)
- 17 Cris Carter, 1995 (17-p)
- 17 Randy Moss, 1998 (17-p)
- 17 Randy Moss, 2003 (17-p)
- 16 Bill Brown, 1964 (7-r, 9-p)

#### Season, Rookie

- 17 Randy Moss, 1998 (17-p)
- 13 Adrian Peterson, 2007 (12-r, 1-p)

#### Game

- 4 Chuck Foreman, @ Buf., 12/20/75 (2-r, 2-p)
- 4 Ahmad Rashad, vs. S.F., 9/2/79 (4-p)

### Game, Opponent

- 5 Shaun Alexander, @ Sea., 9/29/02

### Most Consecutive Games Scoring TD

- 10 Randy Moss, 2003-04
- 7 Moe Williams, 2002
- 7 Cris Carter, 1999
- 7 Randy Moss, 1998
- 7 Chuck Foreman, 1974

### Most Consecutive Games Started

- 6 Tommy Mason, 1965
- 6 Bill Brown, 1968
- 6 Ted Brown, 1980
- 6 Cris Carter, 1996-1997
- 6 Cris Carter, 1998-99
- 6 Adrian Peterson, 2011
- 6 Cordarrelle Patterson, 2013-14

### POINTS AFTER TOUCHDOWN

#### Most Attempted, Career

- 538 Fred Cox, 1963-77
- 233 Ryan Longwell, 2006-11
- 217 Gary Anderson, 1998-02

#### Most Attempted, Season

- 59 Gary Anderson, 1998
- 55 Ryan Longwell, 2009
- 49 Chuck Nelson, 1988
- 48 Fred Cox, 1975
- 48 Aaron Elling, 2003

#### Most Attempted, Game

- 7 Fred Cox, vs. Bal., 9/28/69
- 7 Fred Cox, vs. Pit., 11/23/69
- 7 Fred Cox, vs. Hou., 10/13/74
- 7 Chuck Nelson, @ T.B., 10/23/88

#### Most Made, Career

- 519 Fred Cox, 1963-77
- 228 Ryan Longwell, 2006-11
- 215 Gary Anderson, 1998-02

#### Most Made, Season

- 59 Gary Anderson, 1998
- 54 Ryan Longwell, 2009
- 48 Chuck Nelson, 1988
- 48 Aaron Elling, 2003

#### Most Made, Game

- 7 Fred Cox, vs. Bal., 9/28/69
- 7 Fred Cox, vs. Pit., 11/23/69
- 7 Chuck Nelson, @ T.B., 10/23/88

#### Most Made, Game, Opponent

- 8 Jim Bakken, @ Stl., 10/6/63
- 7 Roger LeClerc, @ Chi., 12/17/61

#### Most Consecutive Made

- 199 Fred Cox, 1968-74
- 151 Gary Anderson, 1998-01
- 133 Fred Cox, 1964-68

#### Highest Percentage, Career (minimum 200 made)

- 99.1 Gary Anderson, 1998-02 (215-217)

#### Most Made, No Misses, Season

- 59 Gary Anderson, 1998
- 48 Aaron Elling, 2003
- 46 Gary Anderson, 1999

### FIELD GOALS

#### Most Attempted, Career

- 455 Fred Cox, 1963-77
- 171 Fuad Reveiz, 1990-95
- 158 Blair Walsh, 2012-16

#### Most Attempted, Season

- 46 Fred Cox, 1970
- 39 Rich Karlis, 1989
- 39 Fuad Reveiz, 1994
- 39 Blair Walsh, 2015

#### Most Attempted, Game

- 7 Rich Karlis, vs. LA Rams, 11/5/89
- 6 Fred Cox, vs. N.O., 9/27/70
- 6 Fred Cox, @ Chi., 9/23/73
- 6 Fred Cox, vs. Cle., 11/4/73
- 6 Rich Karlis, vs. Cin., 12/25/89
- 6 Fuad Reveiz, vs. G.B., 9/26/93
- 6 Gary Anderson, @ Bal., 12/13/98
- 6 Ryan Longwell, vs. Ind., 9/14/08
- 6 Blair Walsh, @ Tenn., 9/11/16

#### Most Attempted, Game, Opponent

- 8 Garo Yepremian, vs. Det., 11/13/66
- 7 Jason Hanson, @ Det., 10/17/99
- 6 Raul Allegre, vs. NYG, 11/16/86

#### Most Made, Career

- 282 Fred Cox, 1963-77
- 133 Ryan Longwell, 2006-11
- 133 Fuad Reveiz, 1990-95
- 133 Blair Walsh, 2016

**Most Made, Season**

- 35 Gary Anderson, 1998
- 35 Blair Walsh, 2012
- 34 Fuad Revez, 1994
- 34 Blair Walsh, 2015

**Most Made, Season, Rookie**

- 35 Blair Walsh, 2012
- 9 Mike Mercer, 1961

**Most Made, Game**

- 7 Rich Karlis, vs. LA Rams, 11/5/89

**Most Made, Game, Opponent**

- 6 Garo Yepremian, vs. Det., 11/13/66
- 6 Jason Hanson, @ Det., 10/17/99

**Most Made, No Misses, Game**

- 7 Rich Karlis, vs. LA Rams, 11/5/89

**Most Made, One Quarter**

- 3 Many times, last Blair Walsh, @ StL., 12/16/12 (2nd)

**Most Consecutive Field Goals Made**

- 35 Gary Anderson, 1998
- 31 Fuad Revez, 1994-95

**Most Consecutive Games Made FG**

- 31 Fred Cox, 1968-70

**Longest Field Goal**

- 56 Paul Edinger, vs. G.B., 10/23/05
- 56 Blair Walsh @ Hou., 12/23/12
- 55 Ryan Longwell, @ Chi., 10/14/07
- 55 Blair Walsh, vs. Jax., 9/9/12
- 55 Blair Walsh, @ Sea., 11/4/12
- 55 Blair Walsh, vs. Atl., 9/28/14
- 55 Blair Walsh, @ Buf., 10/19/14
- 54 Jan Stenerud, vs. Atl., 9/16/84
- 54 Paul Edinger, vs. Chi., 1/1/06
- 54 Ryan Longwell, vs. G.B., 11/9/08
- 54 Ryan Longwell, @ Jax., 11/23/08
- 54 Blair Walsh, vs. G.B., 12/20/12
- 54 Blair Walsh, vs. Pit., 9/29/13
- 54 Blair Walsh, @ Ari., 12/10/16

**Longest Field Goal, Opponent**

- 61 Greg Zuerlein, vs. StL., 11/8/15
- 58 Mason Crosby, vs. G.B., 10/23/11
- 58 Matt Prater, vs. Det., 11/6/16
- 56 Greg Zuerlein, @ StL., 9/7/14

**Most Made, 50 or More Yards, Career**

- 24 Blair Walsh, 2012-16
- 11 Ryan Longwell, 2006-11
- 8 Fuad Revez, 1990-95

**Most Made, 50 or More Yards, Season**

- 10 Blair Walsh, 2012
- 6 Ryan Longwell, 2008
- 6 Blair Walsh, 2015
- 5 Blair Walsh, 2014

**Most Made, 50 or More Yards, Game**

- 3 Blair Walsh, @ StL., 12/16/12

**Highest Field Goal Percentage, Career (100 made)**

- 86.0 Ryan Longwell, 2006-11 (135-157)
- 84.5 Gary Anderson, 1998-02 (109-129)
- 84.2 Blair Walsh, 2012-15 (133-158)
- 77.8 Fuad Revez, 1990-95 (133-171)
- 62.0 Fred Cox, 1963-77 (282-455)

**Highest Field Goal Percentage, Season (Qualifiers)**

- 100.0 Gary Anderson, 1998 (35-35)
- 95.7 Gary Anderson, 2000 (22-23)
- 94.4 Ryan Longwell, 2010 (17-18)
- 92.9 Ryan Longwell, 2009 (26-28)
- 92.1 Blair Walsh, 2012 (35-38)

**SAFETIES****Career**

- 4.0 Jared Allen, 2008-12
- 2.5 Chris Dooleman, 1985-93
- 2.0 Carl Eller, 1964-78
- 2.0 Alan Page, 1967-78

**Season**

- 2 Alan Page, 1971
- 2 Jared Allen, 2008

**Game**

- 1 Many Times, last at Carolina, 9/25/16, Cam Newton sacked by Danielle Hunter in EZ

**RUSHING****Most Seasons Leading Team**

- 8 Adrian Peterson, 2007-13, 2015
- 6 Chuck Foreman, 1973-78
- 6 Robert Smith, 1995-00
- 5 Darrin Nelson, 1983, 1985-88

**Most Consecutive Seasons Leading Team**

- 7 Adrian Peterson, 2007-13
- 6 Chuck Foreman, 1973-78
- 6 Robert Smith, 1995-00
- 4 Darrin Nelson, 1985-88

**ATTEMPTS****Career**

- 2,418 Adrian Peterson, 2007-16
- 1,627 Bill Brown, 1962-74
- 1,529 Chuck Foreman, 1973-79
- 1,411 Robert Smith, 1993-00

**Season**

- 363 Adrian Peterson, 2008
- 348 Adrian Peterson, 2012
- 327 Adrian Peterson, 2015

**Season, Rookie**

- 238 Adrian Peterson, 2007
- 201 Alfred Anderson, 1984
- 182 Chuck Foreman, 1973

**Game**

- 35 Adrian Peterson, vs. Chi., 12/1/13
- 34 Adrian Peterson, vs. G.B., 12/30/12
- 33 Chuck Foreman, vs. S.D., 11/23/75
- 33 Chuck Foreman, @ Det., 12/17/77
- 33 Terry Allen, @ Pit., 12/20/92
- 33 Scottie Graham, vs. K.C., 12/26/93

**Game, Opponent**

- 40 Walter Payton, @ Chi., 11/20/77
- 36 James Jones, vs. Det., 9/7/86
- 35 Earl Campbell, vs. N.O., 11/24/85

**Consecutive Attempts Without Fumble**

- 478 Robert Smith, 1996-98
- 349 Scottie Graham, 1993-96

**YARDS****Career**

- 11,747 Adrian Peterson, 2007-15
- 6,818 Robert Smith, 1993-00
- 5,887 Chuck Foreman, 1973-79
- 5,757 Bill Brown, 1962-74

**Season**

- 2,097 Adrian Peterson, 2012
- 1,760 Adrian Peterson, 2008
- 1,521 Robert Smith, 2000
- 1,485 Adrian Peterson, 2015
- 1,383 Adrian Peterson, 2009
- 1,341 Adrian Peterson, 2007
- 1,298 Adrian Peterson, 2010
- 1,296 Michael Bennett, 2002
- 1,266 Robert Smith, 1997
- 1,266 Adrian Peterson, 2013

**Season, Rookie**

- 1,341 Adrian Peterson, 2007
- 801 Chuck Foreman, 1973
- 773 Alfred Anderson, 1984

**Game**

- 296 Adrian Peterson, vs. S.D., 11/4/07
- 224 Adrian Peterson, @ Chi., 10/14/07
- 212 Adrian Peterson, @ StL., 12/16/12
- 211 Adrian Peterson, vs. Chi., 12/1/13
- 210 Adrian Peterson, @ G.B., 12/2/12
- 203 Adrian Peterson, @ Oak., 11/15/15
- 200 Chuck Foreman, @ Phi., 10/24/76
- 199 Adrian Peterson, vs. G.B., 12/30/12
- 192 Adrian Peterson, vs. G.B., 11/9/08
- 182 Adrian Peterson, @ Sea., 11/4/12

**Game, Rookie**

- 296 Adrian Peterson, vs. S.D., 11/4/07
- 224 Adrian Peterson, @ Chi., 10/14/07
- 148 Onterio Smith, @ Chi., 12/14/03

**Game, Opponent**

- 275 Walter Payton, @ Chi., 11/20/77
- 220 Barry Sanders, vs. Det., 11/24/91
- 219 James Wilder, vs. T.B., 11/6/83
- 203 Earl Campbell, @ Hou., 12/21/80

**Longest Run (All TDs)**

- 95 Chester Taylor, @ Sea., 10/22/06
- 95 Michael Bennett, @ T.B., 11/3/02
- 84 Chester Taylor, @ S.F., 12/9/07
- 82 Adrian Peterson, @ G.B., 12/2/12
- 82 Adrian Peterson, @ StL., 12/16/12
- 80 Clinton Jones, vs. Chi., 11/2/69
- 80 Adrian Peterson, vs. Det., 9/26/10
- 80 Adrian Peterson, @ Oak., 11/15/15
- 78 Robert Smith, @ Buf., 8/31/97
- 78 Michael Bennett, vs. NVG, 11/10/02
- 78 Adrian Peterson, vs. Det., 9/8/13

**Longest Run, Opponent**

- 99 Tony Dorsett, vs. Dal., 1/3/83 (td)
- 76 Robert Griffin III, @ Was., 10/14/12 (td)
- 75 James Wilder, vs. T.B., 11/6/83 (td)
- 73 Dick Bass, vs. LA Rams, 12/3/61 (td)
- 73 LaDainian Tomlinson, vs. S.D., 11/9/03 (td)
- 73 Brandon Jacobs, vs. NVG., 12/13/10

**Most Seasons, 1,000+ Yards**

- 7 Adrian Peterson, 2007-10, 2012-13, 2015
- 4 Robert Smith, 1997-00
- 3 Chuck Foreman, 1975-77

- 2 Terry Allen, 1992, 1994

**Most Consecutive Seasons, 1,000+ Yards**

- 4 Robert Smith, 1997-00
- 4 Adrian Peterson, 2007-10
- 3 Chuck Foreman, 1975-77

**Most Games, 100+ Yards, Career**

- 49 Adrian Peterson, 2007-15
- 29 Robert Smith, 1993-00
- 17 Chuck Foreman, 1973-79
- 9 Michael Bennett, 2001-05
- 8 Bill Brown, 1962-74

**Most Games, 100+ Yards, Season**

- 10 Adrian Peterson, 2008
- 10 Adrian Peterson, 2012
- 8 Robert Smith, 2000
- 7 Adrian Peterson, 2015
- 6 Robert Smith, 1997
- 6 Adrian Peterson, 2007
- 5 Chuck Foreman, 1975
- 5 Robert Smith, 1998
- 5 Michael Bennett, 2002
- 5 Adrian Peterson, 2010
- 5 Adrian Peterson, 2013

**Most Consecutive Games, 100+ Yards**

- 8 Adrian Peterson, 10/21/12-12/16/12
- 5 Robert Smith, 11/6/00-11/30/00
- 4 Michael Bennett, 10/27/02-11/17/02
- 4 Adrian Peterson, 10/12/08-11/9/08
- 3 Chuck Foreman, 11/9/75-11/23/75
- 3 Adrian Peterson, 9/23/07-10/14/07
- 3 Adrian Peterson, 11/30/08-12/14/08
- 3 Adrian Peterson, 11/1/15-11/15/15

**AVERAGE GAIN****Career (700 att.)**

- 4.90 Adrian Peterson, 2007-16 (2,418-11,747)
- 4.75 Robert Smith, 1993-99 (1,116-5,297)
- 4.45 Michael Bennett, 2001-05 (723-1,314)

**Season (Qualifiers)**

- 6.0 Adrian Peterson, 2012 (348-2,097)
- 5.6 Adrian Peterson, 2007 (238-1,341)
- 5.5 Robert Smith, 1997 (232-1,266)

**Game (10 att.)**

- 12.2 Tommy Mason, vs. Bal., 11/17/63
- 11.7 Terry Allen, @ G.B., 9/6/62
- 11.4 Michael Bennett, @ T.B., 11/3/02
- 11.2 Adrian Peterson, @ Chi., 10/14/07

**TOUCHDOWNS****Most Seasons Leading Team**

- 8 Adrian Peterson, 2007-13, 2015
- 6 Chuck Foreman, 1973-78
- 6 Ted Brown, 1980-81, 1983-86

**Most Consecutive Seasons****Leading Team**

- 7 Adrian Peterson, 2007-13
- 6 Chuck Foreman, 1973-78
- 4 Ted Brown, 1983-86

**Career**

- 97 Adrian Peterson, 2007-16
- 52 Chuck Foreman, 1973-79
- 5 Bill Brown, 1962-74
- 40 Ted Brown, 1979-86

**Season**

- 18 Adrian Peterson, 2009
- 13 Chuck Foreman, 1975
- 13 Chuck Foreman, 1976
- 13 Terry Allen, 1992

**Season, Rookie**

- 12 Adrian Peterson, 2007
- 5 Fran Tankenton, 1961
- 5 D.J. Dozier, 1987
- 5 Onterio Smith, 2003

**Game**

- 3 Tommy Mason, @ S.F., 10/24/65
- 3 Clinton Jones, vs. Det., 11/15/70
- 3 Chuck Foreman, @ G.B., 9/15/74
- 3 Chuck Foreman, vs. S.D., 11/23/75
- 3 D.J. Dozier, vs. Den., 10/26/87
- 3 Herschel Walker, @ Pho., 10/27/91
- 3 Daunte Culpepper, vs. Chi., 9/3/00
- 3 Onterio Smith, vs. K.C., 12/20/03
- 3 Artose Pinner, @ Det., 12/10/06
- 3 Adrian Peterson, @ Chi., 10/14/07
- 3 Adrian Peterson, vs. S.D., 11/4/07
- 3 Chester Taylor, vs. Oak., 11/18/07
- 3 Adrian Peterson, @ Cle., 9/13/09
- 3 Adrian Peterson, vs. Buf., 12/5/10
- 3 Adrian Peterson, vs. Ari., 10/9/11
- 3 Matt Asiata, vs. Phi., 12/15/13
- 3 Matt Asiata, vs. Atl., 9/28/14
- 3 Matt Asiata, vs. Was., 11/2/14

**Game, Opponent**

- 4 Lenny Moore, @ Bal., 10/1/61

- 4 Billy Kilmer, vs. S.F., 10/15/61
  - 4 Barry Sanders, vs. Det., 11/24/91
  - 4 Marshall Faulk, @ St.L., 12/10/00
  - 4 Shaun Alexander, @ Sea., 9/29/02
- Most Consecutive Games w/Rushing TD**
- 7 Moe Williams, 2002
  - 6 Bill Brown, 1968
  - 6 Adrian Peterson, 2011
  - 5 Tommy Mason, 1965

## PASSING

### Most Seasons Leading Team

- 13 Fran Tarkenton, 1961-66, 1972-78
- 7 Tommy Kramer, 1979-82, 1984-86

### Most Consecutive Seasons Leading Team

- 7 Fran Tarkenton, 1972-78
- 6 Fran Tarkenton, 1961-66
- 5 Daunte Culpepper, 2000-04
- 4 Tommy Kramer, 1979-82

## RATING

### Highest, Career (1,500 att.)

- 91.5 Daunte Culpepper, 1999-05
- 82.5 Brad Johnson, 1992-98, 2005-06
- 80.2 Fran Tarkenton, 1961-66, 1972-78

### Highest, Season (qualifiers)

- 110.9 Daunte Culpepper, 2004
- 107.2 Brett Favre, 2009
- 106.0 Randall Cunningham, 1998
- 99.3 Sam Bradford, 2016

### Game (20 att.)

- 157.2 Gus Feroette, vs. S.F., 9/28/03
- 154.4 Teddy Bridgewater, vs. Chi., 12/20/15
- 151.8 Fran Tarkenton, vs. Hou., 10/13/74
- 151.3 Daunte Culpepper, vs. G.B., 12/24/04
- 151.1 Daunte Culpepper, vs. Car., 11/19/00

## ATTEMPTS

### Career

- 4,569 Fran Tarkenton, 1961-66, 1972-78
- 3,648 Tommy Kramer, 1977-89
- 2,607 Daunte Culpepper, 1999-05

### Season

- 606 Warren Moon, 1995
- 601 Warren Moon, 1994
- 593 Tommy Kramer, 1981

### Game

- 63 Rich Gannon, @ N.E., 10/20/91
- 62 Steve Dils, @ T.B., 9/5/81
- 61 Tommy Kramer, @ N.E., 12/16/79

### Game, Opponent

- 70 Drew Bledsoe, @ N.E., 11/13/94
- 57 Troy Aikman, @ Dal., 11/26/98
- 55 Doug Williams, vs. T.B., 11/16/80
- 55 Sam Bradford, @ St.L., 12/16/12

## COMPLETIONS

### Career

- 2,635 Fran Tarkenton, 1961-66, 1972-78
- 2,011 Tommy Kramer, 1977-89
- 1,678 Daunte Culpepper, 1999-05

### Season

- 395 Sam Bradford, 2016
- 379 Daunte Culpepper, 2004
- 377 Warren Moon, 1995
- 371 Warren Moon, 1994
- 363 Brett Favre, 2009

### Game

- 38 Tommy Kramer, vs. Cle., 12/14/80
- 38 Tommy Kramer, vs. G.B., 11/29/81
- 37 Steve Dils, @ T.B., 9/5/81
- 37 Daunte Culpepper, @ Phi., 9/20/04

### Game, Opponent

- 45 Drew Bledsoe, @ N.E., 11/13/94
- 36 Ben Roethlisberger, vs. Pit., 9/29/13
- 35 Drew Bledsoe, vs. Buf., 9/15/02
- 35 Sam Bradford, St.L., 12/16/12
- 35 Ryan Tannehill, @ Mia., 12/21/14

### Consecutive Passes Completed

- 16 Tommy Kramer, @ G.B., 11/11/79
- 14 Wade Wilson, vs. Det., 11/6/88

### COMPLETION PERCENTAGE

#### Career (1,500 att.)

- 64.4 Daunte Culpepper, 1999-05 (1,678-2,607)
- 62.0 Brad Johnson, 1992-98, 2005-06 (1,036-1,670)

- 57.6 Fran Tarkenton, 1961-66, 1972-78 (2,635-4,569)

### Season (qualifier)

- 71.6 Sam Bradford, 2016 (395-552)
- 69.2 Daunte Culpepper, 2004 (379-548)
- 68.4 Brett Favre, 2009 (363-531)
- 65.3 Teddy Bridgewater, 2015 (292-447)
- 65.0 Daunte Culpepper, 2003 (295-454)

#### 64.4 Teddy Bridgewater, 2014 (259-402)

### Game (20 attempts)

- 88.0 Brett Favre, vs. Sea., 11/22/09 (22-25)
- 85.2 Brett Favre, @ Det., 9/20/09 (23-27)
- 85.0 Teddy Bridgewater, vs. Chi., 12/20/15 (17-20)
- 84.0 Randall Cunningham, @ T.B., 11/1/98 (21-25)
- 83.9 Fran Tarkenton, vs. Sea., 11/14/76 (26-31)
- 83.8 Sam Bradford, @ Det., 11/24/16 (31-37)

## YARDS GAINED

### Career

- 33,098 Fran Tarkenton, 1961-66, 1972-78
- 24,775 Tommy Kramer, 1977-89
- 20,162 Daunte Culpepper, 1999-05

### Season

- 4,717 Daunte Culpepper, 2004
- 4,264 Warren Moon, 1994
- 4,228 Warren Moon, 1995
- 4,202 Brett Favre, 2009

### Game

- 490 Tommy Kramer, @ Was., 11/2/86 (OT)
- 456 Tommy Kramer, vs. Cle., 12/14/80
- 449 Joe Kapp, vs. Bal., 9/28/69
- 446 Brett Favre, vs. Ari., 11/7/10

### Game, Opponent

- 486 Doug Williams, vs. T.B., 11/16/80
- 463 Drew Bledsoe, vs. Buf., 9/15/02
- 455 Troy Aikman, vs. Dal., 11/26/98

### Most Seasons, 3,000+ Passing Yards

- 5 Tommy Kramer, 1979-81, 1985-86
- 4 Daunte Culpepper, 2000, 2002-04

### Most Games, 300+ Passing Yards, Career

- 19 Tommy Kramer, 1977-89
- 19 Daunte Culpepper, 1999-05
- 10 Warren Moon, 1994-95

### Most Games, 300+ Passing Yards, Season

- 6 Warren Moon, 1994
- 6 Daunte Culpepper, 2004
- 6 Brett Favre, 2009

### Most Games, 300+ Passing Yards, Season

- 5 Tommy Kramer, 1981
- 5 Tommy Kramer, 1985
- 5 Daunte Culpepper, 2000

### Most Consecutive Games, 300+ Passing Yards

- 4 Daunte Culpepper, 2004
- 3 Randall Cunningham, 1998
- 3 Warren Moon, 1994
- 3 Warren Moon, 1995
- 3 Tommy Kramer, 1985

### Longest Pass Completion (All TDs)

- 99 Gus Feroette (to B. Berrian), vs. Chi., 11/30/08
- 89 Fran Tarkenton (to C. Ferguson), @ Chi., 11/11/62

### 87 \*Teddy Bridgewater (to J. Wright), vs. N.Y., 12/7/14 (OT)

- 86 Gus Feroette (to B. Berrian), vs. Det., 10/12/08
- 85 Joe Kapp (to G. Washington), vs. St.L., 10/8/67
- 85 Warren Moon (to Q. Ismail), vs. Det., 9/10/95

- 83 Joe Kapp (to G. Washington), vs. Bal., 9/28/69

- 82 Brad Johnson (to J. Reed), @ Oak., 11/17/96

- 82 Daunte Culpepper (to R. Moss), @ Det., 12/19/04

- 80 Fran Tarkenton (to J. Gilliam), vs. Hou., 10/13/74

- 80 Jeff George (to M. Hatchette), vs. S.F., 10/24/99

- 80 Todd Bouman (to M. Bennett), @ Pit., 12/2/01

- 80 Brad Johnson (to K. Robinson), @ Det., 12/4/05

- 80 Brad Johnson (to K. Robinson), @ Det., 12/4/05

- 80 Brad Johnson (to K. Robinson), @ Det., 12/4/05

- 80 Brad Johnson (to K. Robinson), @ Det., 12/4/05

- 80 Brad Johnson (to K. Robinson), @ Det., 12/4/05

- 80 Brad Johnson (to K. Robinson), @ Det., 12/4/05

- 80 Brad Johnson (to K. Robinson), @ Det., 12/4/05

- 80 Brad Johnson (to K. Robinson), @ Det., 12/4/05

- 80 Brad Johnson (to K. Robinson), @ Det., 12/4/05

- 80 Brad Johnson (to K. Robinson), @ Det., 12/4/05

- 80 Brad Johnson (to K. Robinson), @ Det., 12/4/05

- 80 Brad Johnson (to K. Robinson), @ Det., 12/4/05

- 80 Brad Johnson (to K. Robinson), @ Det., 12/4/05

- 80 Brad Johnson (to K. Robinson), @ Det., 12/4/05

- 80 Brad Johnson (to K. Robinson), @ Det., 12/4/05

- 8.61 Daunte Culpepper, 2004 (548-4,717)

- 8.56 Jeff George, 1999 (329-2,816)

- 8.31 Daunte Culpepper, 2000 (474-3,937)

### Game (20 att.)

- 14.0 Tommy Kramer, @ Was., 11/2/86 (35-49)
- 13.9 Fran Tarkenton, vs. Det., 11/7/76 (25-347)
- 13.8 Randall Cunningham, @ G.B., 10/5/98 (32-442)

## TOUCHDOWNS

### Career

- 239 Fran Tarkenton, 1961-66, 1972-78
- 159 Tommy Kramer, 1977-89
- 135 Daunte Culpepper, 1999-05

### Season

- 39 Daunte Culpepper, 2004
- 34 Randall Cunningham, 1998
- 33 Warren Moon, 1995
- 33 Daunte Culpepper, 2000
- 33 Brett Favre, 2009

### Game

- 7 Joe Kapp, vs. Bal., 9/28/69
- 6 Tommy Kramer, vs. G.B., 9/28/86
- 5 Tommy Kramer, vs. Chi., 11/28/82
- 5 Daunte Culpepper, vs. Dal., 9/12/04
- 5 Daunte Culpepper, @ Hou., 9/10/04
- 5 Daunte Culpepper, @ N.O., 10/17/04

### Game, Rookie

- 4 Fran Tarkenton, vs. Chi., 9/17/61
- 4 Fran Tarkenton, vs. LA Rams, 12/3/61
- 4 Fran Tarkenton, @ Chi., 12/17/61

### Game, Opponent

- 5 Gary Cuozzo, vs. Bal., 11/14/65
- 5 John Brodie, vs. S.F., 11/28/65
- 5 Gary Danielson, @ Det., 12/9/78

- 5 John Elway, @ Den., 11/18/84
- 5 Brett Favre, @ G.B., 9/21/97
- 5 Brad Johnson, @ T.B., 11/3/02

- 5 Drew Brees, vs. N.O., 12/18/11

### Most Games, Four or More Touchdown Passes, Career

- 9 Tommy Kramer, 1977-89
- 7 Fran Tarkenton, 1961-66, 1972-78
- 6 Daunte Culpepper, 1999-05

### Most Games, Four or More Touchdown Passes, Season

- 4 Randall Cunningham, 1998
- 4 Daunte Culpepper, 2004
- 3 Fran Tarkenton, 1961
- 3 Tommy Kramer, 1981

### Most Consecutive Games, Four or More Touchdown Passes, Career

- 2 Tommy Kramer, 1981
- 2 Warren Moon, 1995
- 2 Randall Cunningham, 1998
- 2 Randall Cunningham, 1998
- 2 Daunte Culpepper, 2004

### Most Consecutive Games, Touchdown Pass

- 24 Daunte Culpepper, 2000-01
- 21 Daunte Culpepper, 2003-04
- 15 Brad Johnson, 1996-97
- 13 Fran Tarkenton, 1974-75

## HAD INTERCEPTED

### Career

- 194 Fran Tarkenton, 1961-66, 1972-78
- 157 Tommy Kramer, 1977-89
- 86 Daunte Culpepper, 1999-2005

### Season

- 32 Fran Tarkenton, 1978
- 26 Tommy Kramer, 1985
- 25 Fran Tarkenton, 1962

### Game

- 5 Many Times, last time by Daunte Culpepper, @ Cin., 9/18/05

### Game, Opponent

- 6 Vinny Testaverde, @ T.B., 10/23/88
- 5 Billy Wade, @ Chi., 11/11/62
- 5 Kim McQuilken, vs. Atl., 11/9/75
- 5 Eric Hipple, vs. Det., 9/25/83
- 5 Ryan Fitzpatrick, vs. St.L., 12/11/05

### Consecutive Attempts, No Interceptions

- 193 Warren Moon, 1995
- 162 Randall Cunningham, 1997-98
- 159 Brett Favre, 2009
- 156 Rich Gannon, 1990-91

### Most Attempts, No Interceptions, Game

- 63 Rich Gannon, @ N.E., 11/30/91

### Most Attempts, No Interceptions, Game, Opponent

- 70 Drew Bledsoe, @ N.E., 11/13/94

### LOWEST PERCENTAGE PASSES INTERCEPTED

#### \* Denotes overtime

**Career (1,500 att.)**  
 2.9 Brad Johnson, 1992-98, 2005-06 (1,670-48)  
 3.3 Daunte Culpepper, 1999-05 (2,607-86)  
 4.2 Fran Tarkenton, 1961-66, 1972-78 (4,569-194)

**Season (qualifiers)**  
 0.9 **Sam Bradford, 2016 (552-5)**  
 1.3 Brett Favre, 2003 (531-7)  
 1.4 Brad Johnson, 2005, (294-4)  
 1.7 Rich Gannon, 1991 (354-6)  
 1.9 Fran Tarkenton, 1976 (412-8)  
 2.0 Daunte Culpepper, 2004 (548-11)  
 2.0 **Teddy Bridgewater, 2015 (447-9)**

**TIMES SACKED**  
**Career**  
 417 Fran Tarkenton, 1961-66, 1972-78  
 247 Tommy Kramer, 1977-89  
 228 Daunte Culpepper, 1999-05  
**Season**  
 47 Daunte Culpepper, 2002  
 46 Fran Tarkenton, 1964  
 46 Daunte Culpepper, 2004  
 45 Fran Tarkenton, 1962  
**Game**  
 11 Archie Manning, @ Chi., 10/28/84  
 9 Fran Tarkenton, @ Chi., 12/17/61  
 9 Fran Tarkenton, vs. Bal., 9/23/62  
 9 Fran Tarkenton, vs. Det., 10/11/64  
 9 Daunte Culpepper, @ Atl., 10/2/05  
**Game, Opponent**  
 9 Bill Munson, vs. Det., 10/6/68  
 9 Bobby Douglass, vs. Chi., 11/2/69  
 9 Randy Johnson, @ Atl., 12/20/70  
 9 Jim Harbaugh, @ Chi., 10/25/93  
**Highest Attempts/Sack Ratio, Career (1,000 att.)**  
 18.0 Warren Moon, 1994-95 (1,207-67)  
 16.7 Brad Johnson, 1992-98, '05-06 (1,670-100)  
 14.7 Tommy Kramer, 1977-89 (3,648-248)  
 12.4 Rich Gannon, 1987-92 (1,003-81)  
**Highest Attempts/Sack Ratio, Season (qualifiers)**  
 31.2 Tommy Kramer, 1981 (593-19)  
 21.3 Randall Cunningham, 1998 (425-20)  
 20.6 Fran Tarkenton, 1974 (351-17)

**PASS RECEIVING**  
**RECEPTIONS**  
**Most Seasons, Leading Team**  
 10 Cris Carter, 1991-00  
 4 Anthony Carter, 1987-90  
**Most Consecutive Seasons, Leading Team**  
 10 Cris Carter, 1991-00  
 4 Anthony Carter, 1987-90  
**Career**  
 1,004 Cris Carter, 1990-01  
 587 Randy Moss, 1998-04, '10  
 498 Steve Jordan, 1982-94  
**Season**  
 122 Cris Carter, 1994  
 122 Cris Carter, 1995  
 111 Randy Moss, 2003  
 106 Randy Moss, 2002  
**Season, Rookie**  
 69 Randy Moss, 1998  
 60 Percy Harvin, 2009  
 52 **Stefon Diggs, 2015**  
 51 Paul Flatley, 1963  
 51 Sammy White, 1976  
 45 **Cordarrelle Patterson, 2013**  
**Game**  
 15 Rickey Young, @ N.E., 12/16/79  
 14 Cris Carter, @ Ari., 10/2/94  
 13 Stefon Diggs, vs. Det., 11/6/16  
 13 Stefon Diggs, @ Wash., 11/13/16  
**Game, Rookie**  
 9 Sammy White, vs. LA Rams, 9/19/76  
 9 Sammy White, @ Mia., 12/11/76  
 8 James Brim, @ Chi., 10/11/87  
 8 Randy Moss, vs. G.B., 11/22/98  
 8 Randy Moss, vs. Chi., 12/6/98  
 8 **Cordarrelle Patterson, at G.B., 11/24/13**  
**Game, Opponent**  
 14 Jerry Rice, @ S.F., 12/18/95  
 13 James Wilder, @ T.B., 9/15/85  
 13 Peerless Price, vs. Buf., 9/15/02  
**Most Consecutive Games, Pass Reception**  
 111 Cris Carter, 1991-98  
 105 Anthony Carter, 1985-92  
 105 Randy Moss, 1998-04, '10  
**Most Seasons 50 or More Pass Receptions**  
 11 Cris Carter, 1991-01

6 Ahmad Rashad, 1976-81  
 6 Randy Moss, 1998-03  
 5 Steve Jordan, 1985-86, '88, '91, '93  
 5 Anthony Carter, 1988-91, '93

**YARDS**  
**Most Seasons Leading Team**  
 6 Randy Moss, 1998-03  
 5 Anthony Carter, 1985, 1987-90  
 5 Cris Carter, 1991-95  
**Most Consecutive Seasons Leading Team**  
 6 Randy Moss, 1998-03  
 5 Cris Carter, 1991-95  
 4 Gene Washington, 1967-70  
 4 Anthony Carter, 1987-90  
**Career**  
 12,383 Cris Carter, 1990-01  
 9,316 Randy Moss, 1998-04, '10  
 7,635 Anthony Carter, 1985-93  
**Season**  
 1,632 Randy Moss, 2003  
 1,437 Randy Moss, 2000  
 1,413 Randy Moss, 1999  
 1,371 Cris Carter, 1995  
**Season, Rookie**  
 1,313 Randy Moss, 1998  
 906 Sammy White, 1976  
 867 Paul Flatley, 1963  
**Game**  
 210 Sammy White, vs. Det., 11/7/76  
 204 Randy Moss, @ Chi., 11/14/99  
 202 Paul Flatley, @ S.F., 10/24/65  
 202 **Adam Thielen, @ G.B., 12/24/16**  
 201 Sidney Rice, vs. Det., 11/5/09  
**Game, Rookie**  
 210 Sammy White, vs. Det., 11/7/76  
 190 Randy Moss, @ G.B., 10/5/98  
 174 Paul Flatley, vs. Det., 11/24/63  
**Game, Opponent**  
 289 Jerry Rice, @ S.F., 12/18/95  
 249 Alshon Jeffrey, vs. Chi., 12/6/13  
 207 Calvin Johnson, vs. Det., 11/11/12  
**Longest Pass Reception (All TDs)**  
 99 Bernard Berrian (from G. Ferrotte), vs. Chi., 11/30/08  
 89 Charley Ferguson (from F. Tarkenton), @ Chi., 11/11/62  
 87 **Jarius Wright (from T. Bridgewater), vs. NYJ, 12/7/14**  
 86 Bernard Berrian (from G. Ferrotte), vs. Det., 10/12/08  
 85 Gene Washington (from J. Kapp), vs. St.L., 10/8/67  
 85 Qadry Ismail (from W. Moon), vs. Det., 9/10/95  
 83 Gene Washington (from J. Kapp), vs. Bal., 9/28/69  
 82 Jake Reed (from B. Johnson), @ Oak., 11/17/96  
 82 Randy Moss (from D. Culpepper), @ Det., 12/19/04  
 80 John Gilliam (from F. Tarkenton), vs. Hou., 10/13/74  
 80 Matthew Hatchette (from J. George), vs. S.F., 10/24/99  
 80 Michael Bennett (from T. Bouman), @ Pit., (12/2/01)  
 80 Koren Robinson (from B. Johnson), @ Det., 12/4/05  
**Most Seasons, 1,000+ Yards Pass Receiving**  
 8 Cris Carter, 1993-00  
 6 Randy Moss, 1998-03  
 4 Jake Reed, 1994-97  
**Most Games, 100+ Yards, Career**  
 41 Randy Moss, 1998-04  
 40 Cris Carter, 1990-01  
 22 Anthony Carter, 1985-93  
**Most Games, 100+ Yards, Season**  
 8 Randy Moss, 2000  
 8 Randy Moss, 2003  
 8 Randy Moss, 1999  
 7 Randy Moss, 2002  
 6 Cris Carter, 2000  
**Most Consecutive Games, 100+ Yards**  
 4 Jake Reed, 1997  
 4 Cris Carter, 1999  
 4 Randy Moss, 2000  
 4 Randy Moss, 2003  
**AVERAGE GAIN**  
**Career (200 receptions)**  
 16.8 Hassan Jones, 1986-92 (222-3,733)  
 16.3 Sammy White, 1976-86 (393-6,400)

16.0 Paul Flatley, 1963-67 (202-3,222)  
 54.0 Randy Moore, Carter, 1985-93 (478-7,635)

**Season (25 receptions)**  
 24.3 Anthony Carter, 1987 (38-923)  
 22.2 John Gilliam, 1974 (26-577)  
 22.0 John Gilliam, 1972 (47-1,034)  
**Game (3 receptions)**  
 54.3 Randy Moss, @ Dal., 11/26/98 (3-163)  
 53.0 Leo Lewis, @ Was., 11/2/86 (3-159)  
 44.0 Hassan Jones, @ Dal., 11/13/88 (3-132)

**TOUCHDOWNS**  
**Career**  
 910 Cris Carter, 1990-01  
 120 Randy Moss, 1998-04, '10  
 52 Anthony Carter, 1985-93  
 50 Sammy White, 1976-86  
**Season**  
 17 Cris Carter, 1995  
 17 Randy Moss, 1998  
 17 Randy Moss, 2003  
 15 Randy Moss, 2000  
 13 Cris Carter, 1997  
 13 Cris Carter, 1999  
 13 Randy Moss, 2004  
**Season, Rookie**  
 17 Randy Moss, 1998  
**Game**  
 4 Ahmad Rashad, vs. S.F., 9/2/79  
 3 Jerry Reichow, @ Chi., 12/17/61  
 3 Charley Ferguson, @ Chi., 11/9/62  
 3 Gene Washington, vs. Cle., 11/19/69  
 3 Sammy White, @ Mia., 12/11/76  
 3 Sammy White, vs. Chi., 12/28/82  
 3 Cris Carter, vs. Mia., 9/25/94  
 3 Cris Carter, vs. Ind., 12/21/97  
 3 Randy Moss, @ Dal., 11/26/98  
 3 Randy Moss, vs. Chi., 12/6/98  
 3 Cris Carter, @ Chi., 11/14/99  
 3 Randy Moss, @ Det., 10/1/00  
 3 Randy Moss, vs. NVG, 11/9/01  
 3 Randy Moss, vs. S.F., 9/28/03  
 3 Marcus Robinson, vs. Cle., 11/27/05  
**Game, Opponent**  
 3 Many times, last by Jordan Cameron, vs. Cle., 9/22/13  
**Most Consecutive Games, Touchdown**  
 7 Randy Moss, 1998  
 7 Cris Carter, 1999  
 6 Cris Carter, 1996-97  
 6 Cris Carter, 1998-99

**RUSHING-RECEIVING**  
**Most Seasons Leading Team**  
 7 **Adrian Peterson, 2007-10, 2012-13, 2015**  
 6 Chuck Foreman, 1973-78  
 4 Bill Brown, 1964-66, 1968  
**Most Consecutive Seasons Leading Team**  
 6 Chuck Foreman, 1973-78  
 4 **Adrian Peterson, 2007-10**  
 3 Bill Brown, 1964-66  
 3 Ted Brown, 1980-82  
 3 Anthony Carter, 1987-89  
 3 Cris Carter, 1993-95  
**ATTEMPTS**  
**Career**  
 2,659 **Adrian Peterson, 2007-16 (ru-2,418, re-241)**  
 1,911 Bill Brown, 1962-74 (ru-1,627, re-284)  
 1,865 Chuck Foreman, 1973-79 (ru-1,529, re-336)  
**Season**  
 388 **Adrian Peterson, 2012 (ru-348, re-40)**  
 384 **Adrian Peterson, 2008 (ru-363, re-21)**  
 357 Ted Brown, 1981 (ru-274, re-83)  
 357 **Adrian Peterson, 2009 (ru-314, re-43)**  
 357 **Adrian Peterson, 2015 (ru-327, re-30)**  
**Season, Rookie**  
 257 **Adrian Peterson, 2007 (ru-238, re-19)**  
 219 Chuck Foreman, 1973 (ru-182, re-37)  
 218 Alfred Anderson, 1984 (ru-201, re-17)  
**Game**  
 39 Ted Brown, vs. T.B., 11/8/81 (ru-31, re-8)  
 37 Chuck Foreman, vs. S.O., 11/23/75 (ru-33, re-4)  
 37 **Adrian Peterson, vs. Chi., 12/1/13 (ru-35, re-2)**  
 35 Chuck Foreman, vs. NVJ, 10/12/75 (ru-25, re-9)  
 35 Scottie Graham, vs. K.C., 12/26/93 (ru-33, re-2)  
 35 **Adrian Peterson, vs. G.B., 12/30/12 (ru-34, re-1)**  
**Consecutive Attempts Without Fumble**  
 532 Robert Smith, 9/8/96-10/25/98

399 Ted Brown, 10/18/81-9/8/83

**YARDS**

**Career**

13,692 **Adrian Peterson, 2007-16** (ru-11,747, re-1,945)

12,407 Cris Carter, 1990-01 (ru-24, re-12,383)

9,475 Randy Moss, 1998-04;10 (ru-19,516, re-9,316)

8,936 Chuck Foreman, 1973-79 (ru-5,879, re-3,057)

8,934 Bill Brown, 1962-74 (ru-5,757, re-3,177)

**Season**

2,314 **Adrian Peterson, 2012** (ru-2,097, re-217)

1,885 **Adrian Peterson, 2008** (ru-1,760, re-125)

1,869 Robert Smith, 2000 (ru-1,521, re-348)

1,819 **Adrian Peterson, 2009** (ru-1,383, re-436)

1,761 Chuck Foreman, 1975 (ru-1,070, re-691)

**Season, Rookie**

1,609 **Adrian Peterson, 2007** (ru-1,341, re-268)

1,317 Randy Moss, 1998 (re-1,313, ru-4)

1,163 Chuck Foreman, 1973 (ru-801, re-362)

**Game**

315 **Adrian Peterson, vs. S.D., 11/4/07** (ru-296, re-19)

265 Chuck Foreman, @ Phi., 10/24/76 (ru-200, re-65)

256 Darrin Nelson, vs. G.B., 11/13/83 (ru-119, re-137)

## PUNTING

### PUNTS

**Career**

720 Greg Coleman, 1978-87

623 Chris Kluwe, 2005-12

386 Mitch Berger, 1996-01

**Season**

93 Chris Kluwe, 2006

91 Greg Coleman, 1983

90 Greg Coleman, 1979

90 Harry Newsome, 1993

**Season, Rookie**

75 **Jeff Locke, 2013**

73 Neil Clabo, 1975

71 Chris Kluwe, 2005

**Game**

12 Greg Coleman, @ G.B., 11/21/82

11 Buckley Scribner, @ Cle., 12/17/89

10 Neil Clabo, @ Det., 9/26/76

10 Greg Coleman, vs. Buf., 12/9/79

10 Mike Saxon, vs. G.B., 10/20/94

10 Chris Kluwe, @ G.B., 12/21/06

10 Chris Kluwe, vs. NVG, 12/13/10

### Game, Opponent

12 Tom Blanchard, @ N.O., 11/16/75

11 King Hill, @ Stl., 10/19/69

### Longest Punt

84 Harry Newsome, @ Pit., 12/20/92

77 Mike Mercer, @ G.B., 9/16/62

### Longest Punt, Opponent

82 Tommy Davis, @ S.F., 9/30/62

75 Boyd Dowler, vs. G.B., 10/22/61

### AVERAGE GROSS YARDS

**Career (200 punts)**

44.4 Chris Kluwe, 2005-12 (623-27,683)

43.8 Harry Newsome, 1990-93 (308-13,501)

43.5 Mitch Berger, 1996-01 (386-16,795)

### Season (Qualifiers)

47.6 Chris Kluwe, 2008 (73-3,473)

46.4 Bobby Walden, 1964 (72-3,341)

45.7 Chris Kluwe, 2011 (77-3,517)

### Season, Rookie

44.2 **Jeff Locke, 2013** (75-3,316)

44.1 Chris Kluwe, 2005 (71-3,130)

41.1 Neil Clabo, 1975 (73-2,997)

### Game (4 punts)

57.5 Chris Kluwe, @ Det., 9/16/07 (4-230)

56.3 **Jeff Locke, vs. Ariz., 11/20/16** (4-225)

55.8 Mitch Berger, vs. Cin., 11/15/98 (4-223)

### Game, Opponent (4 punts)

54.9 Mike Scifres, vs. S.D., 11/4/07

54.8 Tom Rouen, @ Den., 10/31/99

### AVERAGE NET YARDS

**Career (200 punts)**

38.8 **Jeff Locke, 2013-16** (290-11,261)

38.2 Bobby Walden, 1964-67 (258-9,856)

37.3 Chris Kluwe, 2005-12 (623-23,210)

### Season

41.8 Bobby Walden, 1964 (72-3,010)

39.7 Chris Kluwe, 2012 (72-2,856)

39.2 **Jeff Locke, 2013** (75-2,938)

### Game (4 punts)

48.3 Mitch Berger, vs. Cin., 11/15/98 (4-193)

48.0 **Jeff Locke, @ Det., 11/24/16** (4-199)

47.8 Greg Coleman, vs. Pit., 9/21/86 (4-191)

### Game, Opponent (4 punts)

48.8 Britton Colquitt, vs. Den., 12/4/11 (6-239)

## HAD BLOCKED

### Career

3 Greg Coleman, 1978-87

2 Many Players

### Season

2 Mike Mercer, 1961

2 Neil Clabo, 1975

2 Mike Wood, 1978

2 Bucky Scribner, 1988

2 Mitch Berger, 1996

### Most Consecutive Punts, None Blocked

565 Greg Coleman, 1979-87

### INSIDE 20

#### Career

198 Chris Kluwe, 2005-12

155 Greg Coleman, 1978-87

109 Mitch Berger, 1996-01

#### 101 Jeff Locke, 2013-16

#### Season

34 **Jeff Locke, 2016**

34 Chris Kluwe, 2007

32 Chris Kluwe, 2010

#### Game

5 Fred Cox, vs. LA Rams, 11/3/63

5 Mike Saxon, vs. N.O., 11/6/94

5 Mitch Berger, @ Chi., 9/15/96

5 Mitch Berger, @ Ind., 12/24/00

5 Chris Kluwe, vs. Atl., 9/3/07

5 **Jeff Locke, vs. G.B., 9/18/16**

### Fewest Touchbacks in a Season

**(Minimum 30 punts)**

1 King Hill, 1968

2 John McCormick, 1962

2 Bobby Walden, 1967

2 Greg Coleman, 1984

2 Chris Kluwe, 2012

## PUNT RETURNS

### Most Seasons Leading Team

6 **Marcus Sherels, 2011-16**

5 Charlie West, 1968-72

5 Leo Lewis, 1987-91

5 David Palmer, 1994-98

### Most Consecutive Seasons Leading Team

6 **Marcus Sherels, 2011-16**

5 Charlie West, 1968-72

5 Leo Lewis, 1987-91

5 David Palmer, 1994-98

### RETURNS

#### Career

194 Leo Lewis, 1981-91

169 **Marcus Sherels, 2011-16**

162 David Palmer, 1994-00

#### Season

58 Leo Lewis, 1988

48 Kevin Miller, 1978

47 Manfred Moore, 1977

#### Season, Rookie

48 Kevin Miller, 1978

35 Keenan Howry, 2003

30 Leonard Willis, 1976

30 David Palmer, 1994

#### Game

8 Kevin Miller, @ LA Rams, 12/2/79

7 Manfred Moore, vs. G.B., 10/2/77

7 Kevin Miller, vs. Buf., 12/9/79

7 Nate Jacquet, vs. Chi., 11/25/01

7 Greg Camanillo, vs. Ari., 11/7/10

#### Game, Opponent

8 Phillip Epps, @ G.B., 11/21/82

7 Johnnie Gray, @ G.B., 11/21/76

7 Robbie Martin, vs. Det., 10/21/84

7 Evan Cooper, @ Phi., 12/11/85

7 Charles Woodson, @ G.B., 12/12/06

### FAIR CATCHES

#### Career

132 **Marcus Sherels, 2011-16**

96 David Palmer, 1994-00

91 Leo Lewis, 1981-91

70 Bobby Bryant, 1967-80

#### Season

27 Leo Lewis, 1989

27 **Marcus Sherels, 2013**

27 **Marcus Sherels, 2012**

#### Game

5 Billy Butler, vs. Bal., 11/17/63

5 Anthony Carter, vs. T.B., 9/30/90

5 Greg Camanillo, @ NVJ, 10/11/10

5 **Marcus Sherels, vs. Chi., 1/1/12**

5 **Marcus Sherels, @ Chi., 12/9/12**

#### Game, Opponent

6 Bobby Engram, @ Chi., 9/15/96

### YARDS GAINED

### Career

1,812 Leo Lewis, 1981-91

1,799 **Marcus Sherels, 2011-16**

1,610 David Palmer, 1994-00

### Season

550 Leo Lewis, 1988

446 Leo Lewis, 1989

444 David Palmer, 1997

### Season, Rookie

247 Keenan Howry, 2003

239 Kevin Miller, 1978

212 Eric Gullford, 1993

### Game

119 **Marcus Sherels, @ NYG, 10/21/13**

107 Charlie West, vs. Was., 11/3/68

101 Leo Lewis, vs. T.B., 10/1/89

### Game, Opponent

176 Reggie Bush, @ N.O., 10/6/08

131 Dexter Carter, @ S.F., 10/3/93

126 Dexter Carter, @ S.F., 12/18/95

### Longest Punt Return

98 Charlie West, vs. Was., 11/3/68 (td)

91 Nate Burleson, @ Ind., 11/8/04 (td)

86 **Marcus Sherels, @ NYG, 10/21/13** (td)

82 Bernard Berrian, @ Ari., 12/14/08 (td)

81 Hugh McElhenny, @ Chi., 12/17/61 (td)

81 Bob Crim, vs. NVG, 11/5/67

79 **Marcus Sherels, vs. Hou., 10/9/16** (td)

78 Leo Lewis, vs. Atl., 11/22/87 (td)

77 **Marcus Sherels, @ Det., 9/30/12** (td)

76 Ed Sharokman, vs. LA Rams, 10/16/66

### Longest Punt Return, Opponent (All TDs)

93 Micah Hyde, vs. G.B., 10/27/13

89 Devin Hester, @ Chi., 10/14/07

87 Eddie Payton, @ Det., 12/17/77

### AVERAGE YARDAGE

#### Career (50 returns)

10.6 **Marcus Sherels, 2011-16** (169-1,799)

10.4 Melwede Moore, 2004-07 (74-768)

9.9 David Palmer, 1994-00 (162-1,610)

9.9 Bill Butler, 1963-64 (55-545)

#### Season (Qualifiers)

15.2 **Marcus Sherels, 2013** (22-335)

13.9 **Marcus Sherels, 2016** (21-292)

13.2 David Palmer, 1995 (26-342)

#### Season, Rookie (Qualifiers)

10.4 Tommy Mason, 1961 (14-146)

10.0 Charlie West, 1968 (20-201)

7.9 Nick Davis, 2002 (24-190)

#### Game (3 returns)

35.6 Charlie West, vs. Was., 11/3/68 (3-107)

29.8 **Marcus Sherels, @ NYG, 10/21/13** (4-119)

29.0 Melwede Moore, @ NYG, 11/13/05 (3-87)

#### Game, Opponent (3 returns)

35.2 Reggie Bush, @ N.O., 10/6/08 (5-176)

### TOUCHDOWNS

#### Career

5 **Marcus Sherels, 2011-16**

2 David Palmer, 1994-00

2 Melwede Moore, 2004-07

1 Billy Butler, 1962-64

1 Leo Lewis, 1981-91

1 Hugh McElhenny, 1961-62

1 Charlie West, 1968-73

1 Randy Moss, 1998-04, '10

1 Nate Burleson, 2003-05

1 Bernard Berrian, 2008-11

#### Season

2 **Marcus Sherels, 2016**

1 Hugh McElhenny, 1961

1 Billy Butler, 1963

1 Charlie West, 1968

1 Leo Lewis, 1987

1 David Palmer, 1995

1 David Palmer, 1996

1 Randy Moss, 1999

1 Nate Burleson, 2004

1 Melwede Moore, 2005

1 Melwede Moore, 2006

1 Bernard Berrian, 2008

1 **Marcus Sherels, 2013**

1 **Marcus Sherels, 2012**

1 **Marcus Sherels, 2015**

#### Game

1 Hugh McElhenny, 81 yds., @ Chi., 12/17/61

1 Billy Butler, 60 yds., vs. S.F., 9/29/63

1 Charlie West, 98 yds., vs. Was., 11/3/68

1 Leo Lewis, 78 yds., vs. Atl., 11/22/87

1 David Palmer, 74 yds., @ Det., 11/23/95

1 David Palmer, 69 yds., @ NYG, 9/29/96

1 Randy Moss, 64 yds., @ K.C., 12/19/99

1 Nate Burleson, 91 yds., @ Ind., 11/8/04

1 Melwede Moore, 71 yds., @ NYG, 11/13/05



## Consecutive Games With Interception

- 6 Paul Krause, 1968
- 6 Brian Russell, 2003
- 4 Issiac Holt, 1986
- 4 Carl Lee, 1988
- 4 Orlando Thomas, 1995

## YARDS

### Career

- 852 Paul Krause, 1968-79
- 804 Ed Sharockman, 1962-72
- 749 Bobby Bryant, 1967-80

### Season

- 276 Darren Sharper, 2005
- 242 Jimmy Hitchcock, 1998
- 236 Charlie West, 1971

### Game

- 123 Darren Sharper, @ NYG, 11/13/05
- 112 Dwight Smith, @ NYG, 11/25/07
- 100 **Xavier Rhodes, vs. Ariz., 11/20/16**

### Game, Opponent

- 151 Tommy Myers, @ N.O., 9/3/78
- 116 Marcus Turner, @ NY Jets, 11/20/2014

### Longest Returns

- 100 **Xavier Rhodes, vs. Ariz., 11/20/16 (td)**
- 97 Reggie Rutland, vs. LA Rams, 12/15/91 (td)
- 94 Walker Lee Ashley, vs. Chi., 12/19/88 (td)
- 93 Dwight Smith, @ NYG, 11/25/07 (td)
- 92 Darren Sharper, @ NYG, 11/13/05 (td)
- 92 **Chad Greenway, vs. S.D., 9/27/15 (td)**
- 90 Issiac Holt, vs. Det., 10/8/89 (td)
- 89 Charlie West, @ Chi., 12/19/71
- 88 Darren Sharper, vs. T.B., 9/11/05 (td)
- 84 Jack Del Rio, @ Chi., 11/2/92 (td)
- 81 Dewayne Washington, @ Chi., 9/18/94 (td)
- 81 **Harrison Smith, @ StL., 9/7/14 (td)**

### Longest Return, Opponent (all TDs)

- 100 Barry Wilburn, vs. Was., 12/26/87
- 97 Tommy Myers, @ N.O., 9/3/78

## TOUCHDOWNS

### Career

- 4 **Harrison Smith, 2012-16**
- 3 Rip Hawkins, 1961-65
- 3 Ed Sharockman, 1962-72
- 3 Bobby Bryant, 1967-80
- 3 Joey Browner, 1983-91
- 3 Audray McMillian, 1989-93
- 3 Dewayne Washington, 1994-97
- 3 Jimmy Hitchcock, 1998-99
- 3 Darren Sharper, 2005-08

### Season

- 3 Jimmy Hitchcock, 1998
- 2 Rip Hawkins, 1964
- 2 Carl Lee, 1988
- 2 Audray McMillian, 1992
- 2 Anthony Parker, 1994
- 2 Dewayne Washington, 1994
- 2 Darren Sharper, 2005
- 2 Kevin Williams, 2007
- 2 **Harrison Smith, 2012**

## PASSES DEFENDED

### Most Seasons Leading Team

- 4 Carl Lee
- 4 Bobby Bryant
- 4 Antoine Winfield

### Most Consecutive Seasons Leading Team

- 2 Nate Wright, 1976-77
- 2 Carl Lee, 1987-88
- 2 Jimmy Hitchcock, 1998-99
- 2 Brian Williams, 2002-03
- 2 Antoine Winfield, 2008-09
- 2 **Xavier Rhodes, 2013-14**

### Career

- 128 Carl Lee, 1983-93
- 99 Antoine Winfield, 2004-12
- 77 Bobby Bryant, 1968-80

### Season

- 30 Jimmy Hitchcock, 1998
- 23 **Xavier Rhodes, 2013**
- 22 Carl Lee, 1988

### Game

- 6 Nate Wright, vs. N.O., 9/12/76
- 6 Bobby Bryant, vs. N.O., 11/16/75
- 5 **last by Terence Newman, @ Oak., 11/15/15**

## FUMBLES

### OPPONENTS' FUMBLES RECOVERED

### Career

- 28 Jim Marshall, 1961-79
- 23 Carl Eller, 1964-78
- 19 Matt Blair, 1974-85
- 18 Alan Page, 1967-78

## Season

- 9 Don Hultz, 1963
- 7 Alan Page, 1970
- 6 Fred McNeil, 1978

## Game

- 3 Joey Browner, vs. S.F., 9/8/85
- 2 Many times, **last by Anthony Barr, @ Atl., 11/25/15**

## Longest Fumble Returns (All TDs)

- 94 Dwayne Rudd, vs. Chi., 12/6/98
- 88 Ed Sharockman, @ Det., 10/29/62
- 77 Kevin Williams, vs. Jax., 11/28/04
- 70 Paul Krause, @ Det., 12/14/75
- 69 Alan Page, @ Chi., 10/11/70
- 65 Willie Teal, @ Phi., 12/1/85
- 63 Joey Browner, vs. S.D., 9/2/84
- 63 Dwayne Rudd, vs. Cin., 11/15/98
- 61 **Brian Robison, @ Chi., 9/15/13**
- 58 Anthony Parker, vs. Hou., 11/15/92
- 55 **Captain Munnerlyn, @ G.B., 1/3/16**

## Long Fumble Returns, Opponents (All TDs)

- 99 Adrian Wilson, vs. Ari., 11/26/06
- 90 Aeneas Williams, @ StL., 11/30/03
- 80 Bobby Jackson, vs. NY Jets, 12/26/82

## OPPONENTS' FUMBLES

### RETURNED FOR TOUCHDOWNS

### Career

- 2 Roy Winston, 1962-76
- 2 Paul Krause, 1968-79
- 2 Charlie Johnson, 1982-84
- 2 Chris Martin, 1983-88
- 2 Henry Thomas, 1987-92
- 2 Anthony Parker, 1992-94
- 2 Oriando Thomas, 1995-01
- 2 Dwayne Rudd, 1997-00
- 2 Kevin Williams, 2003-12
- 2 Antoine Winfield, 2004-12
- 2 **Everson Griffen, 2010-16**

### Season

- 2 Dwayne Rudd, 1998

## SACKS

### Most Seasons Leading Team

- 9 John Randle, 1991, 1993-2000
- 6 Jim Marshall, 1961-66
- 6 Alan Page, 1967-68, 1971, 1975-77
- 6 Chris Doleman, 1987-90, 1992-93
- 6 Jared Allen, 2008-13

### Most Consecutive Seasons Leading Team

- 8 John Randle, 1993-2000
- 6 Jim Marshall, 1961-66
- 6 Jared Allen, 2008-13
- 4 Doug Martin, 1980-83
- 4 Chris Doleman, 1987-90

## TOTAL SACKS

### Career

- 130.0 Carl Eller, 1964-78
- 127.0 Jim Marshall, 1961-79
- 114.0 John Randle, 1960-2000

### Season

- 22.0 Jared Allen, 2011
- 21.0 Chris Doleman, 1989
- 18.0 Alan Page, 1976
- 18.0 Keith Millard, 1989

### Game

- 5.0 Randy Holloway, vs. Atl., 9/16/84
- 4.5 Jared Allen, vs. G.B., 10/5/09
- 4.0 Many times, last by Kevin Williams, vs. Det., 10/12/08

### Game, Rookie

- 3.0 Kevin Williams, @ Ari., 12/28/03
- 2.5 Gerald Robinson, vs. Chi., 10/19/86

### Game, Opponent

- 4.0 Many times, last by Peter Boulware, @ Bal., 1/7/02

## TACKLES

### COMBINED TACKLES (DEFENSE & SPECIAL TEAMS TACKLES)

### Career

- 1,981 Scott Studwell, 1977-90
- 1,452 Matt Blair, 1974-85
- 1,382 Jeff Siemon, 1972-82
- 1,350 **Chad Greenway, 2006-16**

### DEFENSIVE TACKLES

### Career

- 1,928 Scott Studwell, 1977-90
- 1,404 Matt Blair, 1974-85
- 1,375 Jeff Siemon, 1972-82
- 1,334 **Chad Greenway, 2006-16**

### Season

- 230 Scott Studwell, 1981
- 229 Jeff Siemon, 1978
- 220 Matt Blair, 1981

## Game

- 24 Scott Studwell, @ Det., 11/17/85
- 22 **Chad Greenway, vs. Oak., 11/20/11**
- 21 Scott Studwell, @ Pit., 9/24/89
- 21 Ed McDaniel, @ G.B., 9/4/94

## SOLO COMBINED TACKLES

### Career

- 1,308 Scott Studwell, 1977-90
- 1,008 Jeff Siemon, 1972-82
- 986 Matt Blair, 1974-85

### Season

- 170 Jeff Siemon, 1978
- 156 Scott Studwell, 1981
- 153 Scott Studwell, 1980

### Game

- 18 Rip Hawkins, vs. Det., 11/18/62
- 18 Rip Hawkins, vs. S.F., 12/2/62
- 17 Rip Hawkins, vs. Bal., 11/12/61

## ASSISTED COMBINED TACKLES

### Career

- 673 Scott Studwell, 1977-90
- 466 Matt Blair, 1974-85
- 449 **Chad Greenway, 2006-16**

### Season

- 97 Scott Studwell, 1985
- 88 Mike Meriwether, 1991
- 83 Scott Studwell, 1983

### Game

- 13 Wally Hilgenberg, @ Chi., 10/23/77
- 13 Rip Hawkins, vs. Bal., 9/30/90

## SPECIAL TEAMS TACKLES

### Career

- 147 Chris Walsh, 1994-02
- 140 Harold Morrow, 1996-02
- 120 Walker Lee Ashley, 1983-88
- 113 Keith Nord, 1979-85
- 113 Heath Farwell, 2005-10

### Season

- 38 Joey Browner, 1989
- 35 Nate Allen, 1977
- 32 Harold Morrow, 1997
- 32 Heath Farwell, 2007

### Game

- 7 Heath Farwell, @ NYG, 11/25/07
- 6 Wymon Henderson, vs. Det., 11/6/88

## BLOCKED KICKS

### Career

- 20 Matt Blair, 1974-85 (FG-3, P-1, PAT-16)
- 16 Alan Page, 1967-78 (FG-8, P-1, PAT-7)
- 10 Tim Irwin, 1981-93 (FG-8, PAT-2)
- 9 Carl Eller, 1964-78 (FG-8, PAT-1)

### Season


- 5 Alan Page, 1976
- 5 Matt Blair, 1979

### Game

- 2 Alan Page, vs. Pit., 10/4/76
- 2 Matt Blair, vs. Dal., 10/7/79
- 2 Matt Blair, @ G.B., 11/11/79
- 2 Matt Blair, vs. Oak., 9/14/81
- 2 Tim Irwin, @ Atl., 12/15/85
- 2 Neil Elshire, @ Was., 11/2/86
- 2 Tim Irwin, @ Den., 11/14/93

### Game, Opponent

- 1 Many times, last time by Tyrann Walker, vs. Det., 11/6/16



Jared Allen set the Vikings sack record with 22.0 in 2011.



# VIKINGS ROOKIE RECORDS

## SERVICE

### Starts, Season

- 16 Gary Zimmerman, T, 1986
- 16 Todd Stuessie, T, 1994
- 16 Dewayne Washington, CB, 1994
- 16 Kevin Williams, DT, 2004
- 16 Matt Kalil, T, 2012
- 16 Harrison Smith, S, 2012
- 16 T.J. Clemmings, T, 2015

## SCORING

### Total Points, Season

- 141 Blair Walsh, 2012 (36-pat, 35-fg)
- 106 Randy Moss, 1998 (17-td, 2-2pt)
- 78 Adrian Peterson, 2007 (13-td)

### Total Points, Game

- 20 Randy Moss, @ Dal., 11/16/98 (3-rec. td, 1-2pt)
- 18 Sammy White, @ Mia., 12/11/76 (3-rec. td)
- 18 D.J. Dozier, vs. Den., 10/26/87 (3-rush td)
- 18 Randy Moss, vs. Chi., 12/6/98 (3-rec. td)
- 18 Antonio Smith, vs. K.C., 12/20/03 (3-rush td)
- 18 Adrian Peterson, @ Chi., 10/14/07 (3-rush td)
- 18 Adrian Peterson, vs. S.D., 11/4/07 (3-rush td)
- 18 Blair Walsh, @ St.L., 12/16/12 (3-pat, 5-fg)

### Touchdowns, Season

- 17 Randy Moss, 1998#
- 13 Adrian Peterson, 2007
- 10 Sammy White, 1976
- 9 Cordarrelle Patterson, 2013

### Touchdowns, Game

- 3 Sammy White, vs. Cle., 11/9/69 (3-rec. td)
- 3 D.J. Dozier, vs. Den., 10/26/87 (3-rush td)
- 3 Randy Moss, @ Dal., 11/16/98 (3-rec. td)
- 3 Randy Moss, vs. Chi., 12/6/98 (3-rec. td)
- 3 Antonio Smith, vs. K.C., 12/20/03 (3-rush td)
- 3 Adrian Peterson, @ Chi., 10/14/07 (3-rush td)
- 3 Adrian Peterson, vs. S.D., 11/4/07 (3-rush td)

### Field Goals Made, Season

- 35 Blair Walsh, 2012
- Field Goals Made, Game
- 5 Blair Walsh, @ St.L., 12/16/12

### Longest Field Goal

- 56 Blair Walsh, @ Hou., 12/23/12
- 55 Blair Walsh, vs. Jax., 9/9/12
- 55 Blair Walsh, @ Sea., 11/4/12

### Field Goals Attempted, Season

- 38 Blair Walsh, @ St.L., 12/16/12
- Field Goals Attempted, game
- 5 Blair Walsh, @ St.L., 12/16/12

### Highest Field Goal Percentage, Season (Qualifiers)

- 92.1 Blair Walsh, 2012 (35-38)

## RUSHING

### Yards, Season

- 1,341 Adrian Peterson, 2007
- 801 Chuck Foreman, 1973
- 773 Alfred Anderson, 1984

### Yards, Game

- 296 Adrian Peterson, vs. S.D., 11/4/07\*
- 224 Adrian Peterson, @ Chi., 10/14/07
- 148 Antonio Smith, @ Chi., 12/14/03

### Rushing Attempts, Season

- 238 Adrian Peterson, 2007
- 201 Alfred Anderson, 1984
- 182 Chuck Foreman, 1973

### Rushing Attempts, Game

- 30 Adrian Peterson, vs. S.D., 11/4/07
- 27 Antonio Smith, @ Chi., 12/14/03
- 25 Michael Bennett, @ G.B., 12/30/01
- 25 Adrian Peterson, @ K.C., 9/23/07

### Touchdowns Rushing, Season

- 12 Adrian Peterson, 2007
- 5 Antonio Smith, 2003
- 5 D.J. Dozier, 1987
- 5 Fran Tarkenton, 1961

### Touchdowns Rushing, Game

- 3 Adrian Peterson, vs. S.D., 11/4/07
- 3 Adrian Peterson, @ Chi., 10/14/07
- 3 Antonio Smith, @ Chi., 12/20/03
- 3 D.J. Dozier, vs. Den., 10/26/87

### Rushing Average, Season

- 5.6 Adrian Peterson, 2007
- 5.4 Antonio Smith, 2003
- 4.8 Jerick McKinnon, 2014

### Rushing Average (Min. 10 Attempts), Game

- 11.2 Adrian Peterson, @ Chi., 10/14/07
- 9.9 Adrian Peterson, vs. S.D., 11/4/07
- 9.3 Adrian Peterson, vs. G.B. 9/30/07

## Longest Run

- 73 Adrian Peterson, @ Chi., 10/14/07 (td)
- 64 Adrian Peterson, vs. S.D., 11/4/07 (td)
- 55 Adrian Peterson, vs. G.B., 9/30/07
- 55 Jerick McKinnon, vs. Atl., 9/28/14

## PASSING

### Passing Yards, Season

- 2,919 Teddy Bridgewater, 2014
- 1,997 Fran Tarkenton, 1961
- 1,853 Christian Ponder, 2011

### Passing Yards, Game

- 381 Christian Ponder, vs. Den., 12/4/11
- 317 Teddy Bridgewater, vs. Atl., 9/28/14
- 315 Teddy Bridgewater, @ Det., 12/14/14

### Pass Attempts, Season

- 402 Teddy Bridgewater, 2014
- 291 Christian Ponder, 2011
- 280 Fran Tarkenton, 1961

### Pass Attempts, Game

- 47 Christian Ponder, vs. Den., 12/4/11
- 42 Teddy Bridgewater, @ T.B., 10/26/14
- 42 Teddy Bridgewater, Was., 11/2/14

### Pass Completions, Season

- 259 Teddy Bridgewater, 2014
- 158 Christian Ponder, 2011
- 157 Fran Tarkenton, 1961

### Pass Completions, Game

- 31 Teddy Bridgewater, @ Det., 12/14/14
- 29 Christian Ponder, vs. Den., 12/4/11
- 26 Teddy Bridgewater, vs. Was., 11/2/14

### Touchdown Passes, Season

- 18 Fran Tarkenton, 1961
- 14 Teddy Bridgewater, 2014
- 13 Christian Ponder, 2011

### Touchdown Passes, Game

- 4 Fran Tarkenton, vs. Chi., 9/17/61
- 4 Fran Tarkenton, vs. LA Rams, 12/3/61
- 4 Fran Tarkenton, @ Chi., 12/17/61

### Passes Had Intercepted, Season

- 17 Fran Tarkenton, 1961
- 13 Christian Ponder, 2011

### Passes Had Intercepted, Game

- 3 8 times, last Teddy Bridgewater, vs. Det., 10/12/14

### Lowest Percentage Passes Intercepted, Season (qualifiers)

- 3.0 Teddy Bridgewater, 2014 (402-12)
- 4.5 Christian Ponder, 2011 (291-13)
- 6.1 Fran Tarkenton, 1961 (280-17)

### Highest QB Rating, Season

- 85.2 Teddy Bridgewater, 2014
- 74.7 Fran Tarkenton, 1961
- 70.1 Christian Ponder, 2011

### Highest QB Rating, Game

- 148.6 Fran Tarkenton, vs. Chi., 9/17/61
- 121.1 Fran Tarkenton, L.A., 12/3/61
- 120.7 Teddy Bridgewater, vs. Car., 11/30/14

## PASS RECEIVING

### Receptions, Season

- 69 Randy Moss, 1998
- 60 Percy Harvin, 2009



LB Jeff Siemon was an All-Rookie choice in 1972.

## 52 Stefan Diggs, 2015

- 51 Paul Flatley, 1963
- 51 Sammy White, 1976
- 45 Cordarrelle Patterson, 2013

### Receptions, Game

- 9 Sammy White, vs. LA Rams, 9/19/76
- 9 Sammy White, @ Mia., 12/11/76
- 8 James Brim, @ Chi., 10/11/87
- 8 Randy Moss, vs. G.B., 11/22/98
- 8 Randy Moss, vs. Chi., 12/6/98
- 8 Cordarrelle Patterson, @ G.B., 11/24/13

### Receiving Yards, Season

- 1,313 Randy Moss, 1998
- 906 Sammy White, 1976
- 867 Paul Flatley, 1963

### Receiving Yards, Game

- 210 Sammy White, vs. Det., 11/7/76
- 190 Randy Moss, @ G.B., 10/5/98
- 174 Paul Flatley, vs. Det., 11/24/63

### Touchdowns Receiving, Season

- 17 Randy Moss, 1998#
- 10 Sammy White, 1967
- 6 Percy Harvin, 2009

### Touchdowns Receiving, Game

- 3 Sammy White, @ Mia., 12/11/76
- 3 Randy Moss, @ Dal., 11/26/98
- 3 Randy Moss, vs. Chi., 12/6/98

## COMBINED YARDAGE

### Yards, Season

- 2,081 Percy Harvin, 2009 (ru-135, re-790, rt-1,156)
- 2,021 Adrian Peterson, 2007 (ru-1,341, re-268, rt-412)
- 2,020 Cordarrelle Patterson, 2013 (ru-158, re-463, rt-1,393)

### Yards, Game

- 361 Adrian Peterson, @ Chi., 10/14/07 (ru-248, re-9, rt-128)
- 315 Adrian Peterson, vs. S.D., 11/4/07 (ru-296, re-19)

## PUNTING

### Punts, Season

- 75 Jeff Locke, 2013
- 73 Neil Clabo, 1975
- 71 Chris Kluwe, 2005

### Punts, Game

- 9 Bobby Walden, vs. L.A., 11/29/64
- 9 Jeff Locke, @ Bal., 12/8/13
- 8 Chris Kluwe, vs. NYG, 11/13/05

### Punt Average, Season

- 46.4 Bobby Walden, 1964 (72-3,341)
- 44.2 Jeff Locke, 2013 (75-3,316)
- 44.1 Chris Kluwe, 2005 (71-3,130)

### Punt Average (Min. 4 punts), Game

- 54.3 Chris Kluwe, vs. T.B., 9/11/05 (4-217)
- 52.4 Bobby Walden, vs. S.F., 11/8/64 (5-262)
- 52.0 Bobby Walden, @ Bal., 11/15/64 (4-208)

## PUNT RETURNS

### Punt Returns, Season

- 48 Kevin Miller, 1978
- 35 Keenan Howry, 2003
- 33 Jimmy Edwards, 1979

### Punt Returns, Games

- 6 Kevin Miller, vs. T.B., 9/17/78
- 6 David Palmer, vs. Det., 9/11/94

### Punt Return Yards, Season

- 247 Keenan Howry, 2003
- 239 Kevin Miller, 1978
- 217 Troy Walters, 2000

### Punt Return Yards, Game

- 107 Charlie West, vs. Was., 11/3/68
- 78 Troy Walters, vs. Det., 11/30/00
- 77 Bob Grim, vs. NYG, 11/5/67

### Longest Punt Return

- 81 Bob Grim, vs. NYG, 11/5/67
- 63 Troy Walters, vs. Det., 11/30/00
- 57 Nick Davis, vs. Chi., 10/27/02

### Punt Return Average, Season

- 101 Charlie West, 1968 (20-201)
- 79 Nick Davis, 2002 (24-190)
- 7.6 Jackie Wallace, 1974 (25-191)

### Punt Return Average (3 returns), Game

- 35.7 Charlie West, vs. Was., 11/3/68 (3-107)
- 26.0 Troy Walters, vs. Det., 11/30/00 (3-78)
- 25.7 Bob Grim, vs. NYG, 11/5/67 (3-77)

## KICKOFF RETURNS

### Kickoff Returns, Season

- 53 Buster Rhymes, 1985
- 44 Jimmy Edwards, 1979
- 43 Cordarrelle Patterson, 2013**

### Kickoff Returns, Game

- 8 Troy Walters, vs. G.B., 12/17/00
- 7 Jimmy Edwards, @ St.L., 11/4/79
- 7 Darryl Harris, vs. G.B., 10/16/88

### Kickoff Return Yards, Season

- 1,393 Cordarrelle Patterson, 2013**
- 1,345 Buster Rhymes, 1985
- 1,156 Percy Harvin, 2009

### Kickoff Return Yards, Game

- 228 Cordarrelle Patterson, vs. G.B., 10/27/13**
- 182 Buster Rhymes, vs. Chi., 9/19/85
- 180 Percy Harvin, vs. S.F., 9/27/09

### Longest Kickoff Return (All TDs)

- 109 Cordarrelle Patterson, vs. G.B., 10/27/13\***
- 105 Cordarrelle Patterson, at Chi., 9/15/13**
- 104 Aundrae Allison, vs. Det., 12/2/07

### Kickoff Return Average, Season

- 32.4 Cordarrelle Patterson, 2013**
- 28.7 Aundrae Allison, 2007
- 27.5 Percy Harvin, 2009

### Kickoff Return Average (3 returns), Game

- 49.7 Cordarrelle Patterson, @ Chi., 9/15/13 (3-149)**
- 48.0 Aundrae Allison, vs. Det., 12/2/07 (3-144)
- 45.6 Cordarrelle Patterson, vs. G.B., 10/27/13 (5-228)

## INTERCEPTIONS

### Passes Defensed, Season

- 23 Xavier Rhodes, 2013**
- 19 Orlando Thomas, 1995
- 12 Dewayne Washington, 1994
- 12 Brian Williams, 2002

### Interceptions, Season

- 9 Orlando Thomas, 1995
- 6 George Rose, 1961
- 5 Rip Hawkins, 1961

### Interceptions, Game

- 2 Rip Hawkins, vs. Dal. 9/24/61
- 2 Jeff Siemon, vs. S.F., 12/16/72

### Interception Return Yards, Season

- 135 Dewayne Washington, 1994
- 108 Orlando Thomas, 1995
- 87 Harrison Smith, 2012**

### Interception Return Yards, Game

- 81 Dewayne Washington, @ Chi., 9/18/94
- 80 Mike Mattiel, vs. Sea., 12/7/03
- 70 Orlando Thomas, @ Pit., 9/24/95

### Longest Interception Return

- 81 Dewayne Washington, @ Chi., 9/18/94 (td)
- 60 Mike Mattiel, vs. Sea., 12/7/03 (td)
- 63 Tim Newton, @ Buf., 9/25/85

## TACKLES

### Total Tackles, Season

- 129 Harrison Smith, 2012**
  - 126 Rip Hawkins, 1961
  - 109 Chris Doleman, 1985
  - 105 Eric Kendrick, 2015**
  - 102 Tim Newton, 1985
  - 99 Anthony Barr, 2014**
- ### Total Tackles, Game
- 13 Malik Boyd, @ N.E., 11/13/94
  - 13 Harrison Smith, vs. T.B., 10/25/12
  - 13 Eric Kendrick, vs. K.C., 10/18/15

## SACKS

### Sacks, Season

- 11.0 Keith Millard, 1985
- 10.5 Don Hultz, 1963
- 10.5 Kevin Williams, 2003

### Sacks, Game

- 3.0 Kevin Williams, vs. Ari., 12/28/03
- 2.5 Gerald Robinson, Chi., 10/19/86
- 2.0 10 times, last Danielle Hunter, vs. Chi., 12/20/15**

\*NFL Record  
#NFL Rookie Record

## VIKINGS ROOKIE NFL AWARDS

### NFL ROOKIE OF THE YEAR

- 1963-Paul Flatley, WR (AP, UPI, NEA, TSN)
- 1973-Chuck Foreman, RB (AP, PFWA)
- 1976-Sammy White, WR (AP, PFWA)
- 1998-Randy Moss, WR (TSN, FN, PFW, SI)
- 2007-Adrian Peterson, RB (TSN, PFW, SI, Pepsi)

### PEPSI ROOKIE OF THE YEAR

- 2007-Adrian Peterson, RB
- 2009-Percy Harvin, WR
- 2014-Teddy Bridgewater, QB

### NFL OFFENSIVE ROOKIE OF THE YEAR

- 1973-Chuck Foreman, RB, (PFW)
- 1976-Sammy White, WR, (PFW, PD)
- 1998-Randy Moss, WR (AP, FD, CPFW)
- 2007-Adrian Peterson, RB (AP, PFW)
- 2009-Percy Harvin, WR/KR (AP, PFW)

### NFL DEFENSIVE ROOKIE OF THE YEAR

- 1994-Dewayne Washington, CB (PFN)

### NFC ROOKIE OF THE YEAR

- 1973-Chuck Foreman, RB (Wheaties, TSN)
- 1976-Sammy White, WR (UPI, TSN, NEA)
- 1998-Randy Moss, WR (PFWA)

### NFC OFFENSIVE ROOKIE OF THE YEAR

- 1998-Randy Moss, WR (PFWA)

### 1ST-TEAM A.P. ALL-PRO

- 1998-Randy Moss, WR
- 2012-Blair Walsh, K
- 2013-Cordarrelle Patterson, WR/KR

### ALL-ROOKIE HONORS (PFWA)

- 1972-Jeff Siemon, LB
- 1973-Chuck Foreman, RB
- 1974-Matt Blair, LB
- 1976-Sammy White, WR
- 1984-Alfred Anderson, RB
- 1988-Randall McDaniel, G
- 1994-Todd Steussie, G
- Andrew Jordan, TE
- Dewayne Washington, CB
- 1995-Orlando Thomas, S
- 1998-Randy Moss, WR
- 2000-Chris Hovan, DT
- 2003-Onterio Smith, RB
- Kevin Williams, DT
- Eddie Johnson, P
- 2005-Chris Kluge, P
- 2007-Adrian Peterson, RB
- Brian Robinson, DE
- 2009-Phil Loadholt, T
- Percy Harvin, WR/KR
- 2011-Kyle Rudolph, TE
- 2012-Blair Walsh, K
- Matt Kalil, T
- Harrison Smith, S
- 2013-Cordarrelle Patterson, WR/KR
- 2014-Teddy Bridgewater, QB
- 2015-Stefon Diggs, WR
- Danielle Hunter, DE
- Eric Kendrick, LB

### NFL ROOKIE OF THE WEEK


- 2004-Mewelde Moore, RB, vs. Ten., 10/24, Offense
- 2007-Adrian Peterson, RB, @ Chi., 10/14, Offense
- 2007-Adrian Peterson, RB, vs. S.D., 11/4, Offense
- 2009-Percy Harvin, WR, @ Pit., 10/25, Special Teams
- 2009-Percy Harvin, WR, @ G.B., 11/1, Special Teams
- 2014-Teddy Bridgewater, QB, vs. Atl., 9/28, Offense
- 2014-Teddy Bridgewater, QB, vs. Car., 11/30, Offense
- 2015-Stefon Diggs, WR, vs. K.C., 10/18, Offense

### NFL ROOKIE OF THE MONTH

- 1997-Dwayne Rudd, LB, December, Defense
- 1998-Randy Moss, WR, November, Offense
- 2003-Kevin Williams, DT, December, Defense
- 2007-Adrian Peterson, RB, September, Offense
- 2007-Adrian Peterson, RB, October, Offense
- 2009-Percy Harvin, WR, November, Offense
- 2013-Cordarrelle Patterson, WR, December, Offense
- 2015-Eric Kendrick, LB, October, Defense

### PRO BOWL HONORS

- 1973-Chuck Foreman, RB
- 1976-Sammy White, WR
- 1998-Randy Moss, WR
- 2007-Adrian Peterson, RB
- 2009-Percy Harvin
- 2012-Matt Kalil, T
- Blair Walsh, K
- 2013-Cordarrelle Patterson, WR/KR



CB Dewayne Washington was an All-Rookie pick in 1994 and his 81-yard INT TD is the longest by a Vikings rookie.



DT Kevin Williams holds the Vikings record for most sacks in a game by a rookie with 3.0 at Arizona in 2003.

# VIKINGS BIG DAYS

## RUSHING

296	Adrian Peterson vs. S.D., 11/4/07 (30 att.)
224	Adrian Peterson @ Chi., 10/14/07 (20 att.)
212	Adrian Peterson @ StL., 12/16/12 (25 att.)
211	Adrian Peterson vs. Chi., 12/1/13 (33 att.)
210	Adrian Peterson @ G.B., 12/2/13 (23 att.)
203	Adrian Peterson @ Oak., 11/15/15 (26 att.)
200	Chuck Foreman @ Phi., 10/24/76 (28 att.)
199	Adrian Peterson vs. G.B., 12/30/12 (34 att.)
192	Adrian Peterson vs. G.B., 11/9/08 (30 att.)
182	Adrian Peterson @ Sea., 11/4/12 (17 att.)
180	Adrian Peterson @ Cle., 9/13/05 (25 att.)
179	Ted Brown @ G.B., 10/23/83 (29 att.)
179	Robert Smith @ StL., 9/13/98 (23 att.)
176	Adrian Peterson vs. G.B., 10/23/11 (24 att.)
172	Terry Allen @ Pit., 12/0/92 (33 att.)
171	Adrian Peterson @ Det., 11/11/12 (27 att.)
170	Robert Smith @ Chi., 10/15/00 (15 att.)
169	Robert Smith @ Buf., 8/31/97 (16 att.)
168	Chester Taylor @ Sea., 10/12/05 (24 att.)
167	Michael Bennett vs. NYG, 11/10/02 (15 att.)
166	Scottie Graham vs. K.C., 12/26/93 (33 att.)
165	Adrian Peterson @ Ari., 12/26/98 (28 att.)
164	Chester Taylor vs. Oak., 11/18/07 (22 att.)
160	Robert Smith vs. Ind., 12/21/97 (17 att.)
160	Adrian Peterson vs. Ind., 9/14/08 (29 att.)
160	Adrian Peterson vs. Det., 9/26/10 (23 att.)
159	Terry Allen @ Chi., 9/18/94 (22 att.)
158	Adrian Peterson @ Atl., 11/29/15 (29 att.)
156	Chuck Foreman @ Det., 12/18/77 (33 att.)
155	Dave Osborn vs. G.B., 12/3/67 (21 att.)
155	Clinton Jones vs. Atl., 11/28/71 (22 att.)
154	Adrian Peterson vs. Chi., 12/9/12 (31 att.)
154	Adrian Peterson vs. Atl., 10/21/13 (23 att.)
150	Chuck Foreman vs. Chi., 10/16/77 (25 att.)
148	Chuck Foreman vs. Pit., 10/4/75 (27 att.)
148	Herschel Walker vs. G.B., 10/15/89 (18 att.)
148	Robert Smith @ Dal., 11/23/00 (21 att.)
148	Onterio Smith @ Chi., 12/14/03 (27 att.)
146	Tommy Mason vs. Bal., 11/7/63 (12 att.)
146	Darrin Nelson vs. G.B., 11/10/85 (21 att.)
146	Robert Smith @ NYG, 12/26/99 (16 att.)
146	Onterio Smith vs. K.C., 12/20/03 (21 att.)
146	Adrian Peterson @ G.B., 11/24/13 (32 att.)
145	Adrian Peterson vs. Mia., 9/19/10 (28 att.)
143	Tommy Mason @ Bal., 11/6/62 (20 att.)
143	Adrian Peterson vs. Bal., 10/18/09 (22 att.)
143	Terry Allen @ G.B., 9/5/92 (12 att.)
140	Adrian Peterson vs. Pit., 9/28/13 (29 att.)
140	Adrian Peterson @ Dal., 11/13/15 (25 att.)
139	Dave Osborn vs. Chi., 12/5/70 (29 att.)
139	Scottie Graham @ G.B., 12/19/93 (30 att.)
139	Adrian Peterson vs. Hou., 11/13/08 (25 att.)
139	Tommy Mason @ Det., 12/9/62 (16 att.)
138	Bill Brown @ Cle., 10/31/65 (26 att.)
138	Mewelde Moore vs. Ten., 10/24/04 (20 att.)
137	Tommy Mason vs. Bal., 9/13/64 (20 att.)
137	Robert Smith vs. N.O., 11/8/98 (20 att.)
136	Chester Taylor vs. Ari., 11/26/06 (27 att.)
135	Jerick McKinnon vs. Atl., 9/28/14 (18 att.)
134	Robert Smith vs. Det., 10/25/98 (19 att.)
134	Robert Smith @ Det., 10/10/06 (16 att.)
133	Adrian Peterson vs. Pit., 9/28/13 (29 att.)
133	Chuck Foreman @ Cin., 11/15/77 (29 att.)
133	Robert Smith @ T.B., 10/13/96 (18 att.)
133	Adrian Peterson @ Det., 11/15/09 (18 att.)
132	Robert Smith @ G.B., 9/21/97 (28 att.)
131	Adrian Peterson vs. Chi., 11/30/08 (28 att.)
131	Adrian Peterson @ G.B., 10/24/10 (28 att.)
130	Michael Bennett vs. G.B., 11/17/02 (19 att.)
129	Ted Brown vs. T.B., 11/8/81 (31 att.)
127	Chuck Foreman vs. S.D., 11/23/75 (33 att.)
127	Terry Allen vs. T.B., 11/3/91 (14 att.)
126	Herschel Walker @ T.B., 12/8/91 (16 att.)
126	Adrian Peterson vs. S.D., 9/27/15 (20 att.)
125	Herschel Walker Atl., 9/8/95 (25 att.)
125	Robert Smith vs. Phi., 9/28/95 (29 att.)
125	Artose Pinner @ Det., 9/28/05 (29 att.)
125	Adrian Peterson vs. StL., 11/15 (29 att.)
124	Tommy Mason vs. Pit., 10/18/64 (20 att.)
124	Oscar Reed vs. Det., 11/12/72 (23 att.)
123	Raymond Hayes vs. LA Rams, 12/31/61 (18 att.)
123	Chester Taylor vs. Det., 10/8/06 (26 att.)
123	Adrian Peterson vs. T.B., 10/25/12 (15 att.)
122	Chuck Foreman @ N.O., 9/3/78 (18 att.)
122	Darrin Nelson vs. Det., 11/3/85 (25 att.)
122	Robert Smith @ G.B., 11/9/00 (24 att.)
122	Mewelde Moore @ G.B., 11/21/05 (22 att.)
122	Adrian Peterson vs. Ari., 10/9/11 (29 att.)
121	Mel Triplett @ Chi., 12/7/61 (25 att.)
121	Adrian Peterson @ Chi., 10/19/08 (22 att.)
120	Alfred Anderson @ Det., 9/13/84 (19 att.)
120	Robert Smith vs. Car., 12/10/97 (23 att.)
120	Michael Bennett @ G.B., 12/8/02 (19 att.)
120	Adrian Peterson vs. T.B., 9/18/11 (25 att.)
119	Darrin Nelson vs. G.B., 11/13/83 (16 att.)
119	Dave Osborn @ Chi., 12/18/66 (19 att.)
118	Darrin Nelson vs. Cle., 10/26/86 (22 att.)

118	Darrin Nelson @ Dal., 11/26/87 (16 att.)
118	Robert Smith @ K.C., 12/12/99 (21 att.)
118	Adrian Peterson, @ Phi., 12/26/10 (22 att.)
117	Bill Brown vs. Cle., 10/16/65 (15 att.)
117	Chuck Foreman @ N.O., 11/16/75 (24 att.)
117	Robert Smith vs. Ari., 11/12/00 (20 att.)
116	Chuck Foreman vs. Chi., 9/23/73 (16 att.)
116	Adrian Peterson vs. Det., 12/2/07 (15 att.)
115	Bill Brown @ Dal., 9/25/66 (25 att.)
115	Dave Osborn vs. NYG, 11/5/67 (16 att.)
115	Robert Smith vs. Det., 10/3/93 (23 att.)
115	Robert Smith @ Pit., 9/24/95 (15 att.)
115	Scottie Graham @ Cin., 12/24/95 (25 att.)
115	Robert Smith vs. Det., 11/30/00 (17 att.)
115	Matt Asiata vs. Det., 12/29/13 (14 att.)
114	Chuck Foreman @ Det., 10/7/73 (16 att.)
114	Michael Bennett @ T.B., 11/3/02 (10 att.)
113	Ted Brown @ Chi., 9/21/80 (22 att.)
113	Terry Allen vs. Mia., 9/25/94 (15 att.)
113	Terry Allen @ T.B., 10/30/94 (17 att.)
113	Robert Smith vs. Det., 9/12/00 (17 att.)
113	Michael Bennett vs. Tenn., 12/9/01 (16 att.)
113	Chester Taylor vs. Car., 9/17/06 (24 att.)
113	Adrian Peterson vs. G.B., 9/27/07 (12 att.)
111	Robert Smith vs. Det., 10/9/95 (20 att.)
111	Adrian Peterson vs. Det., 10/12/08 (25 att.)
109	Bill Brown vs. Chi., 9/29/68 (12 att.)
109	Ted Brown @ G.B., 9/27/81 (21 att.)
109	Robert Smith vs. Chi., 9/13/00 (14 att.)
109	Mewelde Moore @ N.O., 10/17/04 (15 att.)
109	Toby Gerhart @ Was., 12/4/11 (11 att.)
109	Joe Webb @ Det., 12/11/11 (7 att.)
108	Ted Brown @ Atl., 11/23/81 (16 att.)
108	Leroy Hoard vs. Oak., 11/17/96 (20 att.)
108	Mo Williams vs. Chi., 9/14/03 (21 att.)
108	Adrian Peterson @ Chi., 11/25/12 (18 att.)
107	Chuck Foreman vs. Det., 10/19/75 (22 att.)
107	Robert Smith vs. Chi., 10/10/99 (12 att.)
107	Adrian Peterson vs. Bal., 12/9/10 (16 att.)
106	Bill Brown @ Bal., 11/15/64 (14 att.)
106	Dave Osborn @ Chi., 10/12/69 (15 att.)
106	Michael Bennett vs. Chi., 10/27/02 (29 att.)
106	Michael Bennett vs. Det., 11/6/05 (18 att.)
105	Alfred Anderson @ Phi., 9/9/84 (20 att.)
105	Leroy Hoard vs. S.F., 10/24/99 (17 att.)
105	Adrian Peterson @ Det., 12/7/08 (22 att.)
104	Tony Galbreath @ Chi., 10/9/83 (16 att.)
104	Robert Smith vs. S.D., 11/28/99 (20 att.)
104	Michael Bennett @ G.B., 12/30/01 (25 att.)
104	Adrian Peterson vs. NYG, 12/27/15 (22 att.)
103	Bill Brown vs. Bal., 9/13/64 (29 att.)
103	Bill Brown @ NYG, 12/16/64 (28 att.)
103	Dave Osborn @ Atl., 10/29/67 (19 att.)
103	Darrin Nelson vs. T.B., 11/5/87 (17 att.)
103	Herschel Walker vs. Det., 9/29/91 (12 att.)
103	Robert Smith vs. Was., 10/18/98 (24 att.)
103	Robert Smith vs. Car., 11/19/00 (23 att.)
103	Michael Bennett vs. Sea., 12/7/03 (25 att.)
103	Adrian Peterson vs. Atl., 9/8/07 (19 att.)
103	Adrian Peterson @ G.B., 9/13/08 (19 att.)
103	Adrian Peterson vs. NYG, 12/28/08 (21 att.)
103	Jerick McKinnon @ Buf., 10/19/14 (19 att.)
103	Adrian Peterson @ Chi., 11/11/15 (26 att.)
102	Chuck Foreman @ Chi., 10/7/75 (26 att.)
102	Chuck Foreman vs. Atl., 11/9/75 (26 att.)
102	Robert Smith vs. Car., 10/6/96 (27 att.)
102	Mo Williams vs. Buf., 9/15/02 (17 att.)
102	Adrian Peterson @ Buf., 9/3/07 (25 att.)
102	Adrian Peterson @ Det., 9/30/12 (21 att.)
102	Cordellare Patterson @ StL., 9/17/14 (3 att.)
101	Tommy Mason @ G.B., 12/5/65 (21 att.)
101	Clinton Jones vs. Atl., 9/14/68 (17 att.)
101	Bill Brown vs. Det., 11/11/73 (19 att.)
101	Chuck Foreman @ G.B., 11/27/77 (26 att.)
101	Chuck Foreman @ Dal., 10/26/78 (22 att.)
101	Leroy Hoard vs. T.B., 12/15/96 (20 att.)
101	Robert Smith vs. Det., 12/14/91 (20 att.)
101	Mewelde Moore vs. N.O., 9/25/05 (23 att.)
101	Robert Smith vs. Jax., 12/20/98 (19 att.)
101	Chester Taylor @ S.F., 12/9/07 (8 att.)
100	Chuck Foreman vs. G.B., 12/8/73 (19 att.)
100	Chuck Foreman vs. Sea., 11/14/76 (17 att.)
100	Ted Brown vs. Dal., 1/13/83 (29 att.)
100	Terry Allen vs. G.B., 12/29/92 (20 att.)
100	Adrian Peterson @ Chi., 9/15/13 (26 att.)

6.....	Chester Taylor .....	6-0
4.....	Herschel Walker .....	3-1
4.....	Mewelde Moore .....	2-0
3.....	Scottie Graham .....	4-1
3.....	Leroy Hoard .....	3-0
2.....	Clinton Jones .....	2-0
2.....	Alfred Anderson .....	1-1
2.....	Mo Williams .....	1-1
2.....	Onterio Smith .....	1-1
1.....	Jerick McKinnon .....	1-1
1.....	Ray Hayes .....	1-0
1.....	Mel Triplett .....	0-1
1.....	Oscar Reed .....	0-1
1.....	Tony Galbreath .....	1-0
1.....	Artose Pinner .....	1-0
1.....	Toby Gerhart .....	1-0
1.....	Joe Webb .....	0-1
1.....	Matt Asiata .....	1-0
1.....	Cordellare Patterson .....	1-0

## PASSING

490	Tommy Kramer @ Was., 11/2/86 (20 of 35)
456	Tommy Kramer vs. Cle., 12/14/80 (38 of 49)
449	Joe Kapp vs. Bal., 9/28/69 (28 of 43)
446	Brett Favre vs. Ari., 11/7/10 (36 of 47)
444	Tommy Kramer @ S.D., 10/11/81 (27 of 43)
442	Randall Cunningham @ G.B., 10/5/98 (20 of 32)
436	Tommy Kramer @ Chi., 9/19/85 (28 of 55)
425	Daunte Culpepper vs. N.O., 10/17/04 (26 of 37)
420	Warren Moon vs. N.O., 11/6/94 (33 of 57)
417	Fran Tarkenton @ S.F., 10/24/65 (21 of 34)
404	Daunte Culpepper @ Det., 12/19/04 (25 of 40)
400	Warren Moon vs. NYJ, 11/20/94 (33 of 50)
396	Daunte Culpepper @ Det., 11/16/03 (27 of 49)
396	Randall Cunningham vs. Oak., 10/10/04 (35 of 50)
395	Tommy Kramer vs. Atl., 9/7/80 (30 of 42)
392	Brett Favre vs. Chi., 11/29/09 (32 of 48)
391	Wade Wilson vs. Det., 11/6/88 (28 of 35)
386	Tommy Kramer @ T.B., 10/7/84 (27 of 47)
384	Warren Moon @ Det., 11/23/95 (30 of 47)
384	Tommy Kramer vs. G.B., 11/29/81 (38 of 55)
382	Matt Cassel vs. Phi., 12/15/13 (26 of 35)
382	Sam Bradford @ G.B., 12/24/16 (34 of 50)
381	Christian Ponder vs. Den., 12/4/11 (29 of 47)
374	Wade Wilson @ T.B., 12/16/90 (24 of 39)
374	Jeff George @ Chi., 11/14/99 (25 of 44)
370	Daunte Culpepper @ S.D., 11/9/03 (32 of 44)
366	Sean Salisbury @ Den., 11/14/93 (19 of 37)
366	Randall Cunningham vs. Oak., 9/19/99 (23 of 39)
363	Jeff George vs. S.D., 11/28/99 (28 of 43)
363	Daunte Culpepper @ G.B., 11/14/04 (27 of 44)
361	Steve Dilts @ T.B., 9/5/81 (37 of 62)
361	Wade Wilson vs. N.O., 10/21/86 (24 of 39)
360	Daunte Culpepper vs. Chi., 9/26/04 (19 of 30)
359	Randall Cunningham @ Dal., 11/26/98 (17 of 35)
357	Daunte Culpepper vs. Car., 11/19/00 (22 of 29)
355	Warren Moon @ Ari., 10/2/00 (47 of 75)
355	Daunte Culpepper vs. Mia., 9/10/00 (23 of 37)
352	Christian Ponder @ Was., 10/14/12 (35 of 52)
349	Warren Moon @ N.E., 11/19/94 (26 of 42)
349	Randall Cunningham vs. Chi., 12/6/98 (21 of 31)
348	Todd Bouman vs. Tenn., 12/9/01 (21 of 31)
347	Fran Tarkenton vs. Det., 9/4/85 (27 of 37)
347	Fran Tarkenton @ Det., 11/7/76 (17 of 25)
347	Sean Salisbury vs. S.D., 11/7/93 (29 of 47)
345	Randall Cunningham @ Bal., 12/13/98 (32 of 55)
344	Brett Favre vs. Det., 11/15/09 (20 of 29)
343	Tommy Kramer @ S.T.L., 10/25/81 (25 of 55)
343	Daunte Culpepper @ Phi., 9/20/04 (37 of 47)
342	Tommy Kramer vs. T.B., 11/8/82 (26 of 35)
342	Warren Moon @ Ari., 11/12/95 (24 of 43)
338	Wade Wilson vs. T.B., 11/30/86 (22 of 33)
338	Warren Moon vs. N.O., 11/19/85 (25 of 32)
335	Wade Wilson @ T.B., 10/23/88 (22 of 30)
335	Daunte Culpepper vs. G.B., 12/10/10 (23 of 38)
335	Teddy Bridgewater @ Ari., 12/17/15 (25 of 36)
334	Brad Johnson @ T.B., 9/4/85 (29 of 47)
334	Brett Favre @ Pit., 10/25/09 (34 of 51)
333	Tommy Kramer vs. Det., 9/20/81 (25 of 42)
332	Warren Moon @ T.B., 10/15/95 (33 of 48)
332	Daunte Culpepper @ N.O., 10/7/01 (23 of 34)
330	Tommy Kramer @ Atl., 11/23/81 (24 of 47)
330	Daunte Culpepper @ S.T.L., 11/30/03 (33 of 47)
328	Tommy Kramer vs. NYJ, 12/26/82 (32 of 51)
327	Fran Tarkenton vs. LA Rams, 10/16/66 (21 of 35)
326	Warren Moon vs. Mia., 9/25/94 (26 of 37)
324	Tommy Kramer vs. T.B., 9/30/01 (24 of 37)
322	Tommy Kramer @ S.F., 10/12/86 (26 of 41)
322	Daunte Culpepper vs. T.B., 9/30/10 (30 of 44)
321	Tommy Kramer vs. Phi., 12/22/85 (21 of 36)
321	Brett Favre @ Chi., 12/28/09 (25 of 41)
319	Fran Tarkenton vs. LA Rams, 11/19/72 (14 of 24)
318	Rich Gannon @ Cin., 9/22/92 (25 of 32)
317	Fran Tarkenton vs. N.O., 12/7/74 (20 of 29)
317	Rich Gannon @ N.E., 10/20/91 (35 of 63)
317	Teddy Bridgewater vs. Atl., 9/28/14 (19 of 30)
316	Fran Tarkenton @ Oak., 12/17/78 (23 of 38)
316	Brad Johnson vs. N.O., 11/9/88 (28 of 38)

## Career 100-Yard Rushing Games

No. Player	W-L
49.....	Adrian Peterson.....33-15-1
25.....	Robert Smith.....22-7
17.....	Chuck Foreman.....16-1
5.....	Michael Bennett.....5-4
7.....	Bill Brown.....4-4
3.....	Terry Allen.....7-0
6.....	Tommy Mason.....2-4
6.....	Dave Osborn.....3-1
6.....	Ted Brown.....5-1
6.....	Darrin Nelson.....3-3

KICKOFF EXECUTIVES COACHES STAFF PLAYERS ROOKIES 2016 SEASON RECORDS PLAYOFF RECORDS HISTORY EXTRA POINTS

316 Brett Favre vs. NVG., 1/13/10 (25 of 31)  
**316 Teddy Bridgewater @ Det.**, 10/15/15 (**25 of 35**)  
 315 Tommy Kramer @ Atl., 12/15/85 (22 of 43)  
**315 Teddy Bridgewater @ Det.**, 12/14/14 (**23 of 37**)  
 314 Steve Dils @ St.L., 10/30/83 (27 of 38)  
 313 Daunte Culpepper @ T.B., 10/2/00 (29 of 53)  
 312 Brad Johnson @ NYJ, 11/23/97 (24 of 35)  
 312 Daunte Culpepper @ N.O., 12/15/02 (26 of 36)  
 312 Daunte Culpepper @ Det., 12/29/02 (21 of 29)  
 311 Fran Tarkenton vs. Chi., 9/20/74 (22 of 34)  
 311 Tommy Kramer vs. S.D., 10/20/85 (31 of 43)  
 309 Tommy Kramer vs. T.B., 12/18/85 (21 of 36)  
 309 Wade Wilson @ G.B., 11/26/89 (23 of 48)  
 309 Randall Cunningham vs. Chi., 10/10/93 (25 of 47)  
**309 Teddy Bridgewater vs. NYJ.**, 12/17/14 (**19 of 27**)  
 308 Tommy Kramer @ N.E., 12/16/79 (35 of 61)  
 307 Fran Tarkenton @ N.O., 11/16/75 (25 of 39)  
**307 Sam Bradford @ Wash.**, 11/13/16 (**31 of 40**)  
 306 Warren Moon vs. Chi., 12/1/94 (27 of 48)  
 303 Steve Dils vs. G.B., 11/13/83 (21 of 37)  
 303 Wade Wilson vs. Cinn., 12/25/89 (19 of 35)  
 302 Daunte Culpepper vs. Ari., 11/12/00 (25 of 32)  
 301 Brett Favre vs. S.F., 9/27/03 (24 of 46)  
 300 Daunte Culpepper vs. N.O., 9/25/05 (21 of 29)

### Career 300-Yard Passing Games

No.	Player	W-L
19	Tommy Kramer	9-10
19	Daunte Culpepper	11-8
10	Warren Moon	5-5
9	Fran Tarkenton	6-3
7	Brett Favre	5-2
7	Wade Wilson	5-2
6	Randall Cunningham	4-2
5	<b>Teddy Bridgewater</b>	<b>3-2</b>
3	Steve Dils	0-3
3	Brad Johnson	1-2
2	Rich Gannon	1-1
2	Sean Salisbury	0-2
2	Jeff George	2-0
2	Christian Ponder	2-0
2	<b>Sam Bradford</b>	<b>0-2</b>
1	Joe Kapp	1-0
1	Todd Bouman	1-0
1	Matt Cassel	1-0

### RECEIVING

210	Sammy White vs. Det.	11/776 (7 rec.)
204	Randy Moss @ Chi.	11/14/99 (12 rec.)
202	Paul Flatley @ S.F.	10/24/65 (7 rec.)
<b>202 Adam Thielen @ G.B.</b>	<b>12/24/16 (12 rec.)</b>	
201	Sidney Rice vs. Det.	11/15/09 (7 rec.)
190	Randy Moss vs. G.B.	10/5/98 (5 rec.)
188	Anthony Carter vs. Det.	11/6/88 (8 rec.)
184	Anthony Carter @ Dal.	11/26/87 (8 rec.)
<b>182 Stefon Diggs vs. G.B.</b>	<b>9/18/16 (9 rec.)</b>	
179	Steve Jordan @ Was.	11/2/86 (6 rec.)
177	Sammy White vs. Chi.	11/28/82 (10 rec.)
176	Sidney Rice vs. Bal.	10/18/09 (6 rec.)
174	Paul Flatley vs. Det.	11/24/63 (6 rec.)
172	Gene Washington vs. Bal.	9/28/69 (6 rec.)
172	Randy Moss vs. S.F.	9/28/03 (8 rec.)
172	Randy Moss vs. NYG	10/19/02 (10 rec.)
168	Cris Carter vs. Mia.	11/9/00 (9 rec.)
168	Randy Moss @ Det.	10/10/07 (8 rec.)
167	Cris Carter @ Ari.	10/2/94 (14 rec.)
164	Anthony Carter vs. S.D.	11/17/93 (10 rec.)
<b>164 Stefon Diggs @ Wash.</b>	<b>11/13/16 (13 rec.)</b>	
163	Randy Moss @ Dal.	11/26/98 (3 rec.)
163	Greg Jennings vs. Phi.	12/15/13 (11 rec.)
162	Hassan Jones @ T.B.	12/16/90 (7 rec.)
160	Ahmad Rashad vs. Atl.	9/7/80 (11 rec.)
160	Randy Moss @ St.L.	11/30/03 (10 rec.)
159	Leo Lewis @ Was.	11/2/86 (6 rec.)
158	Randy Moss vs. Tenn.	12/9/01 (7 rec.)
157	Cris Carter @ Ari.	11/12/95 (12 rec.)
157	Jake Reed vs. N.O.	11/16/94 (8 rec.)
156	Paul Flatley vs. Bal.	11/17/63 (7 rec.)
156	Percy Harvin vs. Det.	12/4/11 (8 rec.)
155	Randy Moss vs. Det.	1/20/00 (5 rec.)
154	Jake Reed vs. Chi.	12/8/96 (11 rec.)
153	Randy Moss vs. G.B.	11/22/98 (8 rec.)
152	Gene Washington @ NYG.	9/21/69 (7 rec.)
152	Ahmad Rashad vs. S.F.	9/2/79 (7 rec.)
151	Ahmad Rashad @ Atl.	11/23/81 (9 rec.)
151	Cris Carter @ Phi.	10/15/90 (6 rec.)
151	Cris Carter vs. N.O.	11/6/94 (12 rec.)
151	Randy Moss vs. Den.	10/19/03 (10 rec.)
150	Jake Reed @ NYJ.	11/23/97 (8 rec.)
150	Randy Moss @ G.B.	9/7/03 (9 rec.)
150	Marcus Robinson @ Det.	11/23/05 (10/10/04 (9 rec.)
149	Jake Reed @ Det.	11/23/05 (6 rec.)
148	Jake Reed @ Det.	9/19/96 (4 rec.)
148	Koren Robinson @ Det.	12/4/05 (4 rec.)
146	Anthony Carter vs. Det.	11/4/90 (5 rec.)
144	Anthony Carter @ Atl.	12/15/85 (7 rec.)
144	James Brim vs. G.B.	10/4/87 (6 rec.)
144	Cris Carter @ Den.	10/31/99 (8 rec.)

144	Randy Moss @ Dal.	11/23/00 (7 rec.)
144	Randy Moss @ Pit.	12/2/01 (8 rec.)
144	Randy Moss @ Det.	12/16/01 (7 rec.)
142	Jim Phillips vs. LA.	10/16/66 (6 rec.)
142	Ahmad Rashad vs. Cle.	12/14/80 (9 rec.)
142	Sammy White @ Buf.	9/16/82 (9 rec.)
142	Qadry Ismail vs. N.O.	11/19/95 (5 rec.)
142	Cris Carter @ Sea.	11/10/96 (7 rec.)
141	Anthony Carter @ G.B.	10/28/90 (9 rec.)
141	Cris Carter @ Chi.	11/14/99 (9 rec.)
141	Nate Burleson @ G.B.	11/14/04 (11 rec.)
<b>141 Cordarrelle Patterson @ Bal.</b>	<b>12/18/13 (5 rec.)</b>	
140	Ted Brown vs. Det.	11/9/80 (9 rec.)
140	Sammy White vs. Oak.	9/14/81 (7 rec.)
140	Hassan Jones vs. Pit.	9/21/86 (6 rec.)
140	Jerome Simpson @ Det.	9/8/13 (7 rec.)
139	John Gilliam vs. Chi.	11/25/73 (5 rec.)
139	John Gilliam @ N.O.	11/16/75 (6 rec.)
139	Sammy White vs. LA Rams.	9/19/76 (9 rec.)
139	Ahmad Rashad @ Det.	12/18/77 (8 rec.)
138	Cris Carter vs. Car.	11/19/00 (8 rec.)
137	Ray Poage vs. S.F.	9/23/63 (4 rec.)
137	John Henderson @ Bos.	12/13/70 (8 rec.)
137	Darrin Nelson vs. G.O.	11/13/83 (7 rec.)
137	Cris Carter vs. N.O.	11/19/95 (12 rec.)
136	Jim Lash vs. G.B.	11/17/74 (6 rec.)
136	Ahmad Rashad vs. G.B.	9/23/79 (9 rec.)
136	Cris Carter vs. T.B.	12/3/95 (6 rec.)
136	Cris Carter vs. S.D.	11/28/99 (11 rec.)
136	Randy Moss vs. G.B.	12/17/00 (4 rec.)
136	Visanthe Shiancoe vs. Atl.	12/21/08 (7 rec.)
136	Sidney Rice @ Pit.	10/25/09 (10 rec.)
135	Cris Carter @ Dal.	11/26/98 (7 rec.)
134	Rickey Young @ N.O.	9/3/78 (12 rec.)
134	Cris Carter @ Den.	11/14/93 (6 rec.)
134	Jake Reed @ Oak.	11/17/96 (4 rec.)
134	Jake Reed vs. Phi.	9/28/97 (6 rec.)
134	Randy Moss @ Atl.	12/11/02 (9 rec.)
134	Randy Moss @ N.O.	10/17/04 (6 rec.)
134	Nate Burleson @ Det.	12/19/04 (5 rec.)
133	Paul Flatley vs. G.B.	11/21/65 (5 rec.)
133	Gene Washington @ Chi.	10/27/68 (6 rec.)
133	Randy Moss vs. Sea.	12/7/03 (8 rec.)
133	Percy Harvin @ Was.	10/14/12 (11 rec.)
132	Mike Jones @ LA Raiders.	10/14/84 (5 rec.)
132	Anthony Carter vs. Phi.	12/22/85 (6 rec.)
132	Hassan Jones @ Dal.	11/13/88 (3 rec.)
<b>132 Jarius Wright vs. Atl.</b>	<b>9/28/14 (8 rec.)</b>	
131	Chuck Foreman @ Dal.	10/6/74 (5 rec.)
131	Sammy White vs. Atl.	10/7/79 (7 rec.)
131	Jake Reed vs. T.B.	9/14/97 (6 rec.)
131	Randy Moss vs. G.B.	12/20/99 (5 rec.)
131	Cris Carter @ NYG.	12/26/98 (5 rec.)
131	Bernard Berrian vs. Det.	10/12/08 (5 rec.)
130	Charley Ferguson @ Chi.	11/11/62 (3 rec.)
130	Leo Lewis vs. Was.	11/29/84 (7 rec.)
130	Randy Moss @ G.B.	11/6/00 (6 rec.)
129	John Henderson @ Atl.	12/20/70 (7 rec.)
129	John Gilliam vs. Det.	11/11/73 (5 rec.)
129	Jake Reed vs. G.B.	9/22/96 (7 rec.)
<b>129 Stefon Diggs vs. K.C.</b>	<b>10/18/15 (7 rec.)</b>	
128	Bill Brown @ Chi.	12/13/64 (3 rec.)
127	Cris Carter vs. LA Raiders.	12/22/90 (8 rec.)
127	Jake Reed vs. Mia.	9/25/94 (9 rec.)
127	Randy Moss vs. S.D.	11/28/99 (7 rec.)
<b>127 Adam Thielen vs. Hou.</b>	<b>10/9/16 (7 rec.)</b>	
126	Bob Grim @ Det.	9/20/71 (7 rec.)
126	Gene Williams @ Det.	11/23/11 (11 rec.)
126	Percy Harvin vs. Ari.	11/7/10 (9 rec.)
125	Randy Moss @ Det.	10/17/93 (10 rec.)
125	Randy Moss vs. NYG.	10/26/00 (7 rec.)
124	Anthony Carter @ Phi.	12/1/85 (5 rec.)
124	Cris Carter @ Cinn.	9/27/92 (11 rec.)
124	Cris Carter vs. Chi.	12/1/94 (9 rec.)
124	Cris Carter vs. Cle.	12/19/95 (8 rec.)
124	Jerome Simpson vs. Pit.	9/29/73 (7 rec.)
123	Gordon Smith @ S.F.	11/26/61 (3 rec.)
123	Anthony Carter @ T.B.	10/23/88 (6 rec.)
123	Anthony Carter vs. Hou.	9/10/89 (7 rec.)
<b>123 Jarius Wright vs. NYJ.</b>	<b>12/7/14 (4 rec.)</b>	
122	Gene Washington @ Chi.	10/11/70 (8 rec.)
122	Randy Moss vs. Chi.	10/19/89 (8 rec.)
122	Bernard Berrian vs. Chi.	11/20/08 (4 rec.)
121	Ahmad Rashad vs. S.F.	12/4/77 (7 rec.)
121	Jake Reed vs. NYJ.	11/20/94 (5 rec.)
121	Cris Carter @ Buf.	8/31/97 (8 rec.)
120	Sammy White @ Mia.	12/11/76 (9 rec.)
120	Sammy White vs. T.B.	11/16/80 (5 rec.)
120	Terry LeCount @ S.D.	10/11/81 (6 rec.)
120	Sammy White @ St.L. Cards.	10/25/81 (7 rec.)
120	Randy Moss vs. T.B.	10/3/99 (4 rec.)
120	Randy Moss @ S.D.	11/9/03 (11 rec.)
119	Tommy Mason vs. LA Rams.	11/25/62 (4 rec.)
119	Gene Washington vs. Cle.	11/9/69 (7 rec.)
119	Jake Reed @ G.B.	9/12/97 (9 rec.)
119	Cris Carter @ G.B.	10/19/98 (8 rec.)
119	Cris Carter vs. Ari.	11/12/00 (11 rec.)
119	Randy Moss vs. Chi.	10/27/02 (9 rec.)

119	Randy Moss vs. Chi.	9/26/04 (7 rec.)
118	Hugh McElhenny vs. G.B.	10/14/62 (5 rec.)
118	Paul Flatley vs. Chi.	10/2/66 (5 rec.)
118	Sam McClum @ K.C.	12/14/74 (6 rec.)
118	Chuck Foreman vs. NYG.	10/17/76 (8 rec.)
118	Anthony Carter vs. Cinn.	12/25/89 (7 rec.)
118	Cris Carter vs. Pho. Cards.	10/13/91 (6 rec.)
118	Jake Reed @ Chi.	9/7/97 (12 rec.)
118	Randy Moss vs. T.B.	10/9/00 (5 rec.)
117	John Gilliam vs. N.E.	10/27/74 (5 rec.)
117	Ahmad Rashad vs. T.B.	10/28/79 (7 rec.)
117	Anthony Carter @ LA Rams.	9/20/87 (4 rec.)
117	Jake Reed @ T.B.	11/19/98 (6 rec.)
117	Qadry Ismail @ NYG.	10/10/94 (7 rec.)
<b>117 Kyle Rudolph vs. Chi.</b>	<b>11/11/17 (11 rec.)</b>	
116	Bill Brown @ LA Rams.	11/19/72 (5 rec.)
116	John Gilliam vs. Phi.	10/21/73 (6 rec.)
116	Rickey Young @ N.E.	12/16/79 (15 rec.)
116	Cris Carter vs. N.E.	11/2/97 (8 rec.)
116	Cris Carter vs. Dal.	11/8/99 (9 rec.)
115	Ahmad Rashad @ Oak.	12/11/78 (5 rec.)
115	Ted Brown vs. Det.	9/20/81 (9 rec.)
115	Joe Senser vs. NYJ.	12/26/82 (10 rec.)
115	Cris Carter vs. NYG.	12/28/89 (12 rec.)
115	Cris Carter @ T.B.	10/29/00 (7 rec.)
115	Randy Moss vs. Chi.	11/17/02 (6 rec.)
115	Kelly Campbell @ Oak.	11/16/03 (4 rec.)
115	Percy Harvin vs. Chi.	1/12/10 (10 rec.)
114	Cris Carter @ N.E.	10/20/91 (10 rec.)
114	Tommy Mason vs. Phi.	10/28/62 (4 rec.)
113	Anthony Carter vs. Phi.	9/25/88 (6 rec.)
113	Cris Carter @ Was.	12/31/93 (7 rec.)
113	Randy Moss @ N.O.	12/15/02 (11 rec.)
113	Jerry Reichow vs. LA Rams.	12/3/61 (6 rec.)
113	Jim Lash vs. N.O.	12/1/74 (3 rec.)
112	Sammy White @ Chi.	12/6/81 (8 rec.)
112	Steve Jordan vs. G.B.	9/28/86 (6 rec.)
112	Cris Carter vs. G.B.	12/21/91 (7 rec.)
112	Sidney Rice vs. NYG.	11/6/09 (7 rec.)
111	John Gilliam vs. N.O.	11/5/72 (4 rec.)
111	John Gilliam @ Chi.	12/3/75 (5 rec.)
111	Anthony Carter @ Det.	11/9/86 (5 rec.)
111	Cris Carter vs. Det.	11/24/91 (7 rec.)
111	Anthony Carter @ Den.	11/14/93 (4 rec.)
111	Cris Carter @ Buf.	12/11/94 (9 rec.)
111	Jake Reed @ Cinn.	12/24/95 (5 rec.)
111	Cris Carter @ Chi.	10/15/00 (7 rec.)
111	Cris Carter vs. Det.	10/14/01 (8 rec.)
111	Randy Moss vs. Buf.	9/15/02 (11 rec.)
111	Randy Moss vs. K.C.	12/20/03 (7 rec.)
111	Michael Jenkins vs. G.B.	10/23/11 (3 rec.)
110	Tony Galbreath vs. T.B.	11/6/83 (11 rec.)
110	Mike Jones @ T.B.	10/7/84 (6 rec.)
110	Terry Allen @ LA Rams.	11/29/92 (10 rec.)
110	Randy Moss vs. Buf.	10/22/00 (5 rec.)
110	Randy Moss vs. Mia.	12/21/02 (7 rec.)
110	Nate Burleson vs. G.B.	12/24/04 (2 rec.)
110	Bernard Berrian @ N.O.	10/6/08 (6 rec.)
109	Bill Brown vs. St.L.	10/8/67 (3 rec.)
109	John Gilliam @ Det.	9/24/72 (4 rec.)
109	John Gilliam vs. N.O.	12/1/74 (5 rec.)
109	Ahmad Rashad vs. Chi.	10/17/76 (7 rec.)
109	Ted Brown @ S.D.	10/11/81 (5 rec.)
109	Anthony Carter vs. Det.	10/15/92 (5 rec.)
109	Cris Carter vs. Was.	10/18/98 (5 rec.)
109	Randy Moss @ Det.	12/29/02 (6 rec.)
108	Jake Reed @ G.B.	9/26/99 (6 rec.)
108	Percy Harvin vs. Tenn.	10/7/12 (6 rec.)
<b>108 Stefon Diggs @ Det.</b>	<b>10/25/15 (6 rec.)</b>	
107	Paul Flatley @ G.B.	11/10/63 (3 rec.)
107	John Gilliam @ S.F.	10/14/73 (7 rec.)
107	Ahmad Rashad vs. Phi.	12/3/78 (9 rec.)
107	Terry LeCount vs. S.F.	9/9/83 (5 rec.)
107	Sammy White vs. Dal.	10/2/83 (3 rec.)
107	Jake Reed vs. Dal.	9/17/95 (8 rec.)
107	Cris Carter @ Chi.	9/7/97 (9 rec.)
107	Cris Carter vs. Buf.	10/22/00 (7 rec.)
106	Charley Ferguson @ Pit.	11/3/62 (4 rec.)
106	Ray Poage vs. G.B.	10/13/63 (3 rec.)
106	John Gilliam @ G.B.	10/29/72 (5 rec.)
106	Chuck Foreman @ N.O.	9/12/76 (7 rec.)
106	Hassan Jones vs. G.B.	12/8/86 (5 rec.)
106	Anthony Carter vs. G.B.	12/6/87 (3 rec.)
106	Anthony Carter @ T.B.	12/16/90 (8 rec.)
106	Cris Carter @ G.B.	12/19/93 (6 rec.)
106	Randy Moss vs. Chi.	11/9/98 (8 rec.)
<b>106 Kyle Rudolph vs. G.B.</b>	<b>11/19/15 (6 rec.)</b>	
105	Paul Flatley @ LA Rams.	11/7/65 (5 rec.)
105	John Gilliam @ LA Rams.	11/19/72 (4 rec.)
105	Chuck Foreman vs. NYJ.	10/12/75 (6 rec.)
105	Cris Carter @ NYJ.	11/23/77 (6 rec.)
105	Sidney Rice vs. Buf.	12/15/10 (5 rec.)
104	Sammy White vs. Det.	10/9/77 (4 rec.)
104	Mike Jones vs. T.B.	12/7/85 (4 rec.)
104	Anthony Carter @ G.B.	11/23/83 (9 rec.)
104	Randy Moss vs. Ari.	11/12/00 (7 rec.)
104	Onterio Smith vs. Chi.	9/26/04 (6 rec.)

104	Randy Moss vs. Seattle, 12/12/04 (4 rec.)
104	Bernard Berrian @ Hou., 11/2/08 (6 rec.)
104	Percy Harvin @ N.E., 10/31/10 (6 rec.)
104	Percy Harvin @ Ind., 9/16/12 (12 rec.)
103	Jerry Reichow vs. Chi., 9/17/61 (3 rec.)
103	Tom Hall @ G.B., 10/14/64 (7 rec.)
103	Ahmad Rashad @ S.F., 11/19/76 (6 rec.)
103	Anthony Carter @ G.B., 11/26/89 (6 rec.)
103	Hassan Jones vs. N.O., 9/16/90 (4 rec.)
103	<b>Charles Johnson vs. NYJ., 12/7/14 (4 rec.)</b>
103	<b>Stefon Diggs @ Tenn., 9/11/16 (7 rec.)</b>
102	John Gilliam vs. Hou., 10/13/74 (2 rec.)
102	Ahmad Rashad @ L.A. Rams, 12/2/79 (6 rec.)
102	Anthony Carter vs. Chi., 9/19/85 (4 rec.)
102	Anthony Carter @ Det., 11/17/85 (6 rec.)
102	Randy Moss @ Det., 12/19/04 (4 rec.)
102	Troy Williamson vs. Car., 9/17/06 (6 rec.)
101	Gene Washington @ Bos., 12/13/70 (7 rec.)
101	Bob Grim @ G.B., 10/17/71 (7 rec.)
101	Joe Senser vs. T.B., 11/8/81 (8 rec.)
101	Leo Lewis @ Det., 9/23/84 (5 rec.)
101	Hassan Jones vs. T.B., 9/30/90 (5 rec.)
101	Adrian Cooper vs. NYJ., 11/20/94 (7 rec.)
101	Qadry Ismail vs. T.B., 11/27/94 (6 rec.)
101	Percy Harvin vs. Chi., 11/23/03 (6 rec.)
101	<b>Adam Thielen @ Jack., 12/11/16 (4 rec.)</b>
100	Sammy White @ Det., 9/30/79 (6 rec.)
100	Joe Senser @ S.D., 10/11/81 (7 rec.)
100	Joe Senser @ St. L. Cards., 10/25/81 (5 rec.)
100	Hassan Jones vs. N.O., 12/21/86 (5 rec.)
100	Cris Carter vs. NYJ., 11/20/94 (9 rec.)
100	Jake Reed vs. Oak., 9/19/99 (5 rec.)
100	Percy Harvin @ Phi., 12/26/10 (7 rec.)

**Career 100-Yard Receiving Games**

<b>No.</b>	<b>Player</b>	<b>W-L</b>
41	...Randy Moss	29-12
40	...Cris Carter	30-10
22	...Anthony Carter	12-10
18	...Jake Reed	7-11
13	...John Gilliam	12-1
13	...Sammy White	6-6-1
13	...Ahmad Rashad	8-5
9	...Percy Harvin	5-4
7	...Paul Flatley	3-4
7	...Hassan Jones	5-2
6	...Gene Washington	4-2
5	...Sidney Rice	4-1
5	...Stefon Diggs	4-1
4	...Bernard Berrian	4-0
4	...Chuck Foreman	4-0
4	...Joe Senser	2-2
4	...Nate Burleson	2-2
3	...Qadry Ismail	2-1
3	...Bill Brown	2-1
3	...Ted Brown	3-0
3	...Leo Lewis	1-2
3	...Mike Jones	2-1
3	...Adam Thielen	2-1
2	...Jerry Reichow	2-0
2	...Tommy Mason	1-1
2	...Charley Ferguson	0-2
2	...Ray Poage	1-1
2	...John Henderson	2-0
2	...Bob Grim	2-0
2	...Jim Lash	2-0
2	...Rickey Young	0-2

2	...Terry LeCount	1-1
2	...Steve Jordan	1-1
2	...Jerome Simpson	1-1
2	...Jarvis Wright	2-0
2	...Kyle Rudolph	0-1
1	...Gordie Smith	1-1
1	...Hugh McElhenny	0-1
1	...Tom Hall	1-0
1	...Jim Phillips	1-0
1	...Sam McCullum	1-0
1	...Terry Allen	1-0
1	...Tony Galbreath	0-1
1	...Darrin Nelson	0-1
1	...James Brim	0-1
1	...Adrian Cooper	0-1
1	...Moe Williams	0-1
1	...Kelly Campbell	0-1
1	...Marcus Robinson	1-0
1	...Onterio Wright	1-0
1	...Koren Robinson	1-0
1	...Troy Williamson	1-0
1	...Visanthe Shiancoe	0-1
1	...Michael Jenkins	0-1
1	...Greg Jennings	1-0
1	...Cordarrelle Patterson	0-1
1	...Charles Johnson	1-0

**BOLD - Active in 2016 for Vikings**

**VIKINGS ALL-TIME SCORING**

PLAYER	YRS	TDR	TDp	TDrt	FGM/FGA (type of return)	1PT	2PT	SAF	POINTS
Fred Cox, K, 1963-77	15	0	0	0	282/455	519/539	0	0	1,365
Cris Carter, WR, 1990-2001	12	0	110	0	-/-	-/-	5	0	670
Ryan Longwell, K, 2006-11	6	0	0	0	135/157	228/233	0	0	633
<b>Adrian Peterson, RB, 2007-16</b>	<b>10</b>	<b>97</b>	<b>5</b>	<b>0</b>	<b>0</b>	<b>0</b>	<b>1</b>	<b>0</b>	<b>614</b>
Fuad Revez, K, 1990-95	6	0	0	0	133/171	199/201	0	0	598
Randy Moss, WR, 1998-2004, '10	8	0	92	1	(1 PR)	-/-	3	0	594
<b>Blair Walsh, K, 2012-16</b>	<b>5</b>	<b>0</b>	<b>0</b>	<b>0</b>	<b>133/158</b>	<b>156/165</b>	<b>0</b>	<b>0</b>	<b>555</b>
Gary Anderson, K, 1998-2002	5	0	0	0	109/129	215/217	0	0	542
Bill Brown, RB, 1962-74	13	52	23	1	(1 KO)	-/-	0	0	456
Chuck Foreman, RB, 1973-79	7	52	23	0	-/-	-/-	0	0	450
Rick Danmeier, K, 1978-83	6	0	0	0	70/106	154/167	0	0	364
Anthony Carter, WR, 1985-93	9	2	52	0	-/-	-/-	0	0	324
Ted Brown, RB, 1973-86	8	40	13	0	-/-	-/-	0	0	318
Sammy White, WR, 1976-86	11	0	50	0	-/-	-/-	0	0	300
Chuck Nelson, K, 1986-88	3	0	0	0	55/77	128/133	0	0	293
Tommy Mason, RB, 1961-66	6	28	11	0	-/-	-/-	0	0	234
Robert Smith, RB, 1993-2000	8	32	6	0	-/-	-/-	1	0	230
Dave Osborn, RB, 1965-75	11	29	7	0	-/-	-/-	0	0	216
Ahmad Rashad, WR, 1976-82	7	0	34	0	-/-	-/-	0	0	204
Jake Reed, WR, 1991-99, 2001	10	0	33	0	-/-	-/-	1	0	200
Daunte Culpepper, QB, 1999-2005	7	29	0	0	-/-	-/-	4	0	182
Jan Stenerud, K, 1984-85	2	0	0	0	35/49	71/74	0	0	176
Percy Harvin, WR, 2009-12	4	4	20	5	(5 KR)	-/-	1	0	176
<b>Kyle Rudolph, TE, 2011-16</b>	<b>6</b>	<b>0</b>	<b>29</b>	<b>0</b>	<b>-/-</b>	<b>-/-</b>	<b>1</b>	<b>0</b>	<b>176</b>
Steve Jordan, TE, 1982-94	13	1	28	0	-/-	-/-	0	0	174
John Gilliam, WR, 1972-75	4	1	27	0	-/-	-/-	0	0	168
Alfred Anderson, RB, 1984-91	8	22	5	0	-/-	-/-	0	0	162
Leroy Hoard, RB, 1996-99	4	26	1	0	-/-	-/-	0	0	162
Terry Allen, RB, 1990-94	5	23	3	0	-/-	-/-	0	0	158
Moe Williams, RB, 1996-2000, '02-05	9	21	4	1	(1 KR)	-/-	1	0	158
Herschel Walker, RB, 1989-91	3	20	5	1	(1 KR)	-/-	0	0	156
Rickey Young, RB, 1978-83	6	10	14	0	-/-	-/-	0	0	144
Hassan Jones, WR, 1986-92	7	0	24	0	-/-	-/-	0	0	144
Visanthe Shiancoe, TE, 2007-11	5	0	24	0	-/-	-/-	0	0	144
Gene Washington, WR, 1967-72	6	0	23	0	-/-	-/-	0	0	138
Darrin Nelson, RB, 1982-89, 91-92	10	18	5	0	-/-	-/-	0	0	138
Fran Tarkenton, QB, 1961-66, 72-78	13	22	0	0	-/-	-/-	0	0	132
Chester Taylor, RB, 2006-09	4	18	3	0	-/-	-/-	0	0	126
Clinton Jones, RB, 1967-72	6	19	0	1	(1 KR)	-/-	0	0	120
Rich Karlis, K, 1989	1	0	0	0	31/39	27/28	0	0	120
<b>Matt Asiata, RB, 2012-16</b>	<b>5</b>	<b>18</b>	<b>1</b>	<b>0</b>	<b>-/-</b>	<b>-/-</b>	<b>2</b>	<b>0</b>	<b>118</b>
Jerry Reichow, WR, 1961-64	4	0	19	0	-/-	-/-	0	0	114
Allen Rice, RB, 1984-90	7	13	6	0	-/-	-/-	0	0	114
Sidney Rice, WR, 2007-10	4	0	18	0	-/-	-/-	0	0	110
Stu Voigt, TE, 1970-80	11	1	17	0	-/-	-/-	0	0	108
Benny Ricardo, K, 1983-84	2	0	0	0	25/33	33/34	0	0	108
Paul Edinger, K, 2005	1	0	0	0	25/34	31/31	0	0	106
Marcus Robinson, WR, 2004-06	3	0	17	1	-/-	-/-	1	0	104
Paul Flatley, WR, 1963-67	5	0	17	0	-/-	-/-	0	0	102
Leo Lewis, WR, 1981-91	11	0	16	1	(1 PR)	-/-	0	0	102
Michael Bennett, RB, 2001-2005	5	12	5	0	-/-	-/-	0	0	102
Aaron Elling, K, 2003-04	2	0	0	0	18/25	48/48	0	0	102
Morten Andersen, K, 2004	1	0	0	0	18/22	45/45	0	0	99
Joe Senser, TE, 1979-84	6	0	16	0	-/-	-/-	0	0	96
Scott Sisson, K, 1996	1	0	0	0	22/29	30/30	0	0	96
<b>Cordarrelle Patterson, WR, 2013-16</b>	<b>4</b>	<b>4</b>	<b>7</b>	<b>5</b>	<b>(5 KR)</b>	<b>-/-</b>	<b>0</b>	<b>0</b>	<b>96</b>

PLAYER	YRS	TDR	TDP	TDRt	FGM/FGA (type of return)	1PT	2PT	SAF	POINTS
Nate Burleson, WR, 2003-05	3	0	12	1	(1 PR)	-/-	1	0	80
Gordon Smith, TE, 1961-65	5	0	13	0	-/-	-/-	0	0	78
John Beasley, TE, 1967-73	7	0	12	1	(1 FR)	-/-	0	0	78
Rick Fenney, RB, 1987-91	5	11	2	0	-/-	-/-	0	0	78
Bernard Berrian, WR, 2008-11	4	0	11	1	-/-	-/-	0	0	72
Qadry Ismail, WR, 1993-96	4	0	12	0	-/-	-/-	0	0	72
Mike Mercer, K, 1961-62	2	0	0	0	9/26	39/40	0	0	66
Jim Lindsey, RB, 1966-72	7	6	4	1	(1 FR)	-/-	0	0	66
Oscar Reed, RB, 1968-74	7	8	3	0	-/-	-/-	0	0	66
Ed Marinaro, RB, 1972-75	4	4	7	0	-/-	-/-	0	0	66
Jim Christopherson, K, 1962	1	0	0	0	11/20	28/28	0	0	61
Donald Igwebuike, K, 1990	1	0	0	0	14/16	19/19	0	0	61
Brent McClanahan, RB, 1973-80	8	6	4	0	-/-	-/-	0	0	60
Greg Jennings, WR, 2013-14	2	0	10	0	-/-	-/-	0	0	60
Eddie Murray, K, 1997	1	0	0	0	12/17	23/24	0	0	59
Onterio Smith, RB, 2003-04	2	7	2	0	-/-	-/-	2	0	58
<b>Kai Forbath, K, 2016</b>	<b>1</b>	<b>0</b>	<b>8</b>	<b>0</b>	<b>15/15</b>	<b>11/14</b>	<b>0</b>	<b>0</b>	<b>56</b>
Bob Grim, WR, 1967-71, 76-77	7	0	9	0	-/-	-/-	0	0	54
John Henderson, WR, 1968-72	5	0	9	0	-/-	-/-	0	0	54
Tommy Kramer, QB, 1977-89	13	8	1	0	-/-	-/-	0	0	54
Wade Wilson, QB, 1981-91	11	9	0	0	-/-	-/-	0	0	54
Tony Galbreath, RB, 1981-83	3	7	2	0	-/-	-/-	0	0	54
D.J. Dozier, RB, 1987-91	5	7	2	0	-/-	-/-	0	0	54
Andrew Glover, TE, 1997-99	3	0	9	0	-/-	-/-	0	0	54
Hal Bedsole, TE, 1964-66	3	0	8	0	-/-	-/-	0	0	48
Robert Miller, RB, 1975-80	6	7	1	0	-/-	-/-	0	0	48
Kelly Campbell, WR, 2002-04	3	0	8	0	-/-	-/-	0	0	48
Toby Gerhart, RB, 2010-13	4	5	3	0	-/-	-/-	0	0	48
Christian Ponder, QB, 2011-14	4	7	0	0	-/-	-/-	0	0	48
<b>Jarius Wright, WR, 2012-16</b>	<b>5</b>	<b>0</b>	<b>8</b>	<b>0</b>	<b>-/-</b>	<b>-/-</b>	<b>0</b>	<b>0</b>	<b>48</b>
<b>Jerick McKinnin, 2014-16</b>	<b>3</b>	<b>4</b>	<b>3</b>	<b>0</b>	<b>-/-</b>	<b>-/-</b>	<b>1</b>	<b>0</b>	<b>44</b>
Hugh McElhenny, RB, 1961-62	2	3	3	1	(1 PR)	-/-	0	0	42
Tom Hall, WR, 1964-66, 68-69	5	0	7	0	-/-	-/-	0	0	42
Jim Phillips, WR, 1965-67	3	0	7	0	-/-	-/-	0	0	42
Terry LeCount, WR, 1979-83	5	0	7	0	-/-	-/-	0	0	42
Bob Bruer, TE, 1980-84	5	0	7	0	-/-	-/-	0	0	42
Scottie Graham, RB, 1993-96	4	7	0	0	-/-	-/-	0	0	42
Amp Lee, RB, 1994-96	3	2	5	0	-/-	-/-	0	0	42
Jim Kleinsasser, FB/TE, 1999-2011	13	1	6	0	-/-	-/-	0	0	42
Travis Taylor, WR, 2005-06	2	0	7	0	-/-	-/-	0	0	42
<b>Stefon Diggs, WR, 2015-16</b>	<b>2</b>	<b>0</b>	<b>7</b>	<b>0</b>	<b>-/-</b>	<b>-/-</b>	<b>0</b>	<b>0</b>	<b>42</b>
<b>Adam Thielen, WR, 2014-16</b>	<b>3</b>	<b>0</b>	<b>6</b>	<b>1</b>	<b>(1 BP)</b>	<b>-/-</b>	<b>0</b>	<b>0</b>	<b>42</b>
Charley Ferguson, WR, 1962	1	0	6	0	-/-	-/-	0	0	36
Ed Sharokman, S, 1962-72	11	0	0	6	(3 INT, 2 BP, 1 FR)	-/-	0	0	36
Roger Craig, RB, 1992-93	2	5	1	0	-/-	-/-	0	0	36
Mewelde Moore, RB, 2004-07	4	1	3	1	(2 PR)	-/-	0	0	36
Jermaine Wiggins, TE, 2004-06	3	0	6	0	-/-	-/-	0	0	36
Charles Evans, RB, 1993-98	6	4	1	0	-/-	-/-	1	0	32
Greg Davis, K, 1997	1	0	0	0	7/10	10/10	0	0	31
Antoine Winfield, CB, 2004-12	9	0	0	5	(2 INT, 2 FR, 1 BLK)	-/-	0	0	30
Joe Kapp, QB, 1967-69	3	5	0	0	-/-	-/-	0	0	30
Sam McCullum, WR, 1974-75, 82-83	4	0	5	0	-/-	-/-	0	0	30
Bob Tucker, TE, 1977-80	4	0	5	0	-/-	-/-	0	0	30
Mike Mularkey, TE, 1983-88	6	0	5	0	-/-	-/-	0	0	30
Mike A. Jones, WR, 1983-85	3	0	5	0	-/-	-/-	0	0	30
Jim Gustafson, WR, 1985-90	6	0	5	0	-/-	-/-	0	0	30
David Palmer, RB, 1994-2000	7	1	1	3	(2 PR, 1 KR)	-/-	0	0	30
D'Wayne Bates, WR, 2002-2003	2	0	5	0	-/-	-/-	0	0	30
Ciatrix Fason, RB, 2005-06	2	5	0	0	-/-	-/-	0	0	30
Bobby Wade, WR, 2007-08	2	0	5	0	-/-	-/-	0	0	30
Michael Jenkins, WR, 2011-12	2	0	5	0	-/-	-/-	0	0	30
<b>Marcus Sherels, CB, 2010-16</b>	<b>7</b>	<b>0</b>	<b>0</b>	<b>5</b>	<b>(5 PR)</b>	<b>-/-</b>	<b>0</b>	<b>0</b>	<b>30</b>
Andrew Jordan, TE, 1994-97, 99-01	7	0	4	0	-/-	-/-	2	0	28
Tarvaris Jackson, QB, 2006-10	5	4	0	0	-/-	-/-	2	0	28
Chris Walsh, WR, 1994-2002	9	0	4	0	-/-	-/-	1	0	26
<b>Teddy Bridgewater, QB, 2014-16</b>	<b>3</b>	<b>4</b>	<b>0</b>	<b>0</b>	<b>-/-</b>	<b>-/-</b>	<b>2</b>	<b>0</b>	<b>26</b>
Mel Triplett, RB, 1961-62	2	3	1	0	-/-	-/-	0	0	24
Tom Wilson, RB, 1963	1	4	0	0	-/-	-/-	0	0	24
Preston Carpenter, WR, 1966	1	0	4	0	-/-	-/-	0	0	24
Bobby Bryant, CB, 1968-80	13	0	0	4	(3 INT, 1 FR)	-/-	0	0	24
Paul Krause, S, 1968-79	12	0	0	4	(2 INT, 2 FR)	-/-	0	0	24
Jim Lash, WR, 1973-76	4	0	3	1	(1 FR)	-/-	0	0	24
Joey Browner, S, 1983-91	9	0	0	4	(3 INT, 1 FR)	-/-	0	0	24
Anthony Parker, CB, 1992-94	3	0	0	4	(2 FR, 2 INT)	-/-	0	0	24
Dewayne Washington, CB, 1994-97	4	0	0	4	(3 INT, 1 FR)	-/-	0	0	24
Orlando Thomas, S, 1995-2001	7	0	0	4	(2 FR, 2 INT)	-/-	0	0	24
Matthew Hatchette, WR, 1997-2000	4	0	4	0	-/-	-/-	0	0	24
<b>TEAM, 1961-2016</b>	<b>56</b>	<b>0</b>	<b>0</b>	<b>0</b>	<b>-/-</b>	<b>-/-</b>	<b>0</b>	<b>12</b>	<b>24</b>
Kevin Williams, DT, 2003-13	11	0	0	4	(2 FR, 2 INT)	-/-	0	0	24
Joe Webb, QB/WR, 2010-13	4	4	0	0	-/-	-/-	0	0	24
<b>Harrison Smith, S, 2012-16</b>	<b>5</b>	<b>0</b>	<b>0</b>	<b>4</b>	<b>(4 INT)</b>	<b>-/-</b>	<b>0</b>	<b>0</b>	<b>24</b>
<b>Rhett Ellison, TE, 2012-16</b>	<b>5</b>	<b>1</b>	<b>3</b>	<b>0</b>	<b>-/-</b>	<b>-/-</b>	<b>0</b>	<b>0</b>	<b>24</b>
Brad Johnson, QB, 1992-98, 2005-06	9	2	1	0	-/-	-/-	2	0	22
Roy Winston, LB, 1962-76	15	0	0	3	(2 FR, 1 INT)	-/-	0	1	20
Mike Merrivether, LB, 1989-92	4	0	0	3	(2 INT, 1 FR)	-/-	0	1	20
Doug Brien, K, 2002	1	0	0	0	5/6	5/7	0	0	20
Jared Allen, DE, 2008-13	6	0	0	2	(1 FR, 1 INT)	-/-	0	4	20
Rip Hawkins, LB, 1961-65	5	0	0	3	(3 INT)	-/-	0	0	18
Carl Hilton, TE, 1986-89	4	0	3	0	-/-	-/-	0	0	18
Rich Cannon, QB, 1987-92	6	3	0	0	-/-	-/-	0	0	18

PLAYER	YRS	TDR	TDP	TDR:	FGM/FGA (type of return)	1PT	2PT	SAF	POINTS
James Brim, WR, 1987	1	1	2	0	-/-	-/-	0	0	18
Audray McMillan, CB, 1989-93	5	0	0	3	(3 INT)	-/-	0	0	18
Jimmy Hitchcock, CB, 1998-99	2	0	0	3	(3 INT)	-/-	0	0	18
Johnny McWilliams, TE, 2000	1	0	3	0	-/-	-/-	0	0	18
Byron Chamberlain, TE, 2001-02	2	0	3	0	-/-	-/-	0	0	18
Koren Robinson, WR, 2005	1	1	1	1	(1 KR)	-/-	0	0	18
Darren Sharper, S, 2005-08	4	0	0	3	(3 INT)	-/-	0	0	18
Troy Williamson, WR, 2005-07	3	0	3	0	-/-	-/-	0	0	18
Billy McMullen, WR, 2006	1	0	2	1	(1 FR)	-/-	0	0	18
Artose Pinner, RB, 2006	1	3	0	0	-/-	-/-	0	0	18
Jeff Dugan, TE/FB, 2004-10	7	0	3	0	-/-	-/-	0	0	18
Zach Line, FB, 2013-16	4	2	1	0	-/-	-/-	0	0	18
Everson Griffen, DE, 2010-16	7	0	0	3	(1 INT, 1 BR, 1 FR)	-/-	0	0	18
Alan Page, DT, 1967-78	12	0	0	2	(1 FR, 1 INT)	-/-	0	2	16
Chris Doleman, DE, 1985-93, '99	10	0	0	2	(2 INT)	-/-	0	2	16
Wally Hilgenberg, LB, 1968-79	12	0	0	2	(1 INT, 1 BP)	-/-	0	1	14
Issiac Holt, CB, 1985-89	5	0	0	2	(1 INT, 1 BP)	-/-	0	1	14
Henry Thomas, DT, 1987-94	8	0	0	2	(2 FR)	-/-	0	1	14
Charles Johnson, WR, 2014-16	3	0	2	0	-/-	-/-	1	0	14
Raymond Hayes, RB, 1961	1	2	0	0	-/-	-/-	0	0	12
Dave Middleton, WR, 1961	1	0	2	0	-/-	-/-	0	0	12
Doug Mayberry, RB, 1961-62	2	1	1	0	-/-	-/-	0	0	12
Billy Butler, RB/S, 1962-64	3	0	0	2	(1 INT, 1 PR)	-/-	0	0	12
Ray Poage, WR, 1963	1	0	2	0	-/-	-/-	0	0	12
Earsell Mackbee, CB, 1965-69	5	0	0	2	(1 INT, 1 FR)	-/-	0	0	12
Phil King, RB, 1965-66	2	0	2	0	-/-	-/-	0	0	12
Dale Hackbart, CB, 1966-70	5	0	0	2	(2 INT)	-/-	0	0	12
Bob Lee, QB, 1969-72, 75-78	8	2	0	0	-/-	-/-	0	0	12
Terry Brown, S, 1972-75	4	0	0	2	(1 INT, 1 FR)	-/-	0	0	12
Matt Blair, LB, 1974-85	12	0	0	2	(1 BR, 1 FR)	-/-	0	0	12
Sammy Johnson, RB, 1976-78	3	2	0	0	-/-	-/-	0	0	12
Willie Teal, CB, 1980-86	7	0	0	2	(1 INT, 1 FR)	-/-	0	0	12
Charlie Johnson, NT, 1982-84	3	0	0	2	(2 FR)	-/-	0	0	12
Carl Lee, CB, 1983-93	11	0	0	2	(2 INT)	-/-	0	0	12
Chris Martin, LB, 1983-88	6	0	0	2	(2 FR)	-/-	0	0	12
Najee Mustafaq, CB, 1987-92	6	0	0	2	(1 INT, 1 FR)	-/-	0	0	12
Al Noga, DE, 1988-92	5	0	0	2	(1 INT, 1 FR)	-/-	0	0	12
Brent Novoselsky, TE, 1989-94	6	0	2	0	-/-	-/-	0	0	12
Mike L. Jones, TE, 1990-91	2	0	2	0	-/-	-/-	0	0	12
Carlos Jenkins, LB, 1991-94	4	0	0	2	(1 INT, 1 FR)	-/-	0	0	12
Mike Tice, TE, 1992-93, '95	3	0	2	0	-/-	-/-	0	0	12
Barry Word, RB, 1993	1	2	0	0	-/-	-/-	0	0	12
Dwayne Rudd, LB, 1997-00	4	0	0	2	(2 FR)	-/-	0	0	12
Travis Prentice, RB, 2001	1	2	0	0	-/-	-/-	0	0	12
Corey Chavous, S, 2002-05	3	0	0	2	(2 INT)	-/-	0	0	12
Naufahu Tahi, FB, 2006-10	5	0	1	0	-/-	-/-	0	0	12
Chad Greenway, LB, 2006-16	11	0	0	2	(2 INT)	-/-	0	0	12
Mike Wallace, WR, 2015	1	0	2	0	-/-	-/-	0	0	12
Teddy Garcia, K, 1989	1	0	0	0	1/5	8/8	0	0	11
Carl Eller, DE, 1964-78	15	0	0	1	(1 FR)	-/-	0	2	10
Randy Holloway, DE, 1978-84	7	0	0	1	(1 FR)	-/-	0	2	10
Jim Marshall, DE, 1961-79	19	0	0	1	(1 FR)	-/-	0	1	8
Jim Prestel, DE, 1961-65	5	0	0	1	(1 INT)	-/-	0	1	8
Tommy Hannon, S, 1977-84	8	0	0	1	(1 INT)	-/-	0	1	8
Hunter Goodwin, TE, 1996-98, '02-03	5	0	1	0	-/-	-/-	1	0	8
Randall Cunningham, QB, 1997-99	3	1	0	0	-/-	-/-	1	0	8
Danielle Hunter, DE, 2015-16	2	0	0	1	(1 FR)	-/-	0	1	8
Dale Dawson, K, 1987	1	0	0	0	1/5	4/4	0	0	7
Bob Schnelker, WR, 1961	1	0	1	0	-/-	-/-	0	0	6
A.D. Williams, WR, 1961	1	0	1	0	-/-	-/-	0	0	6
Oscar Donahue, TE, 1962	1	0	1	0	-/-	-/-	0	0	6
Bob Reed, RB, 1962-63	2	0	1	0	-/-	-/-	0	0	6
Steve Stonebreaker, TE, 1962-63	2	0	1	0	-/-	-/-	0	0	6
Don Hultz, DE, 1963	1	0	0	1	(1 INT)	-/-	0	0	6
Mike Reilly, LB, 1963	1	0	0	1	(1 BP)	-/-	0	0	6
Jim Boylan, WR, 1963-64	2	0	1	0	-/-	-/-	0	0	6
Ron Vanderkelen, QB, 1963-67	5	1	0	0	-/-	-/-	0	0	6
Bill McWatters, RB, 1964	1	1	0	0	-/-	-/-	0	0	6
George Rose, CB, 1964-66	3	0	0	1	(1 INT)	-/-	0	0	6
Bill Barnes, RB, 1965-66	2	1	0	0	-/-	-/-	0	0	6
Lance Rentzel, WR, 1965-66	2	0	0	1	(1 KO)	-/-	0	0	6
Lonnie Warwick, LB, 1965-72	8	0	0	1	(1 BP)	-/-	0	0	6
Jim Hargrove, LB, 1967-70	4	0	0	1	(1 BP)	-/-	0	0	6
Billy Martin, TE, 1968	1	0	1	0	-/-	-/-	0	0	6
Mike McGill, LB, 1968-70	3	0	0	1	(1 FR)	-/-	0	0	6
Charlie West, S, 1968-73	6	0	0	1	(1 PR)	-/-	0	0	6
Kent Kramer, TE, 1969-70	2	0	1	0	-/-	-/-	0	0	6
Norm Snead, QB, 1971	1	1	0	0	-/-	-/-	0	0	6
Nate Wright, CB, 1971-80	10	0	0	1	(1 FR)	-/-	0	0	6
Amos Martin, LB, 1972-76	5	0	0	1	(1 FR)	-/-	0	0	6
Steve Craig, TE, 1974-78	5	0	1	0	-/-	-/-	0	0	6
Fred McNeill, LB, 1974-85	12	0	0	1	(1 BP)	-/-	0	0	6
Nate Allen, CB, 1976-78	3	0	0	1	(1 BP)	-/-	0	0	6
Kevin Miller, WR, 1978-80	3	0	1	0	-/-	-/-	0	0	6
John Turner, S, 1978-83, '85, '87	8	0	0	1	(1 INT)	-/-	0	0	6
Kurt Knoff, S, 1979-82	4	0	0	1	(1 INT)	-/-	0	0	6
Keith Nord, S, 1979-85	7	0	0	1	(1 KO)	-/-	0	0	6
David Huffman, G/T, 1979-83, 85-90	11	0	0	1	(1 BP)	-/-	0	0	6
Doug Paschal, RB, 1980-81	2	1	0	0	-/-	-/-	0	0	6
Eddie Payton, RB, 1980-82	3	0	0	1	(1 KO)	-/-	0	0	6

PLAYER	YRS	TDR	TDP	TDRt	FGM/FGA (type of return)	1PT	2PT	SAF	POINTS
Walker Lee Ashley, LB, 1983-88, '90	7	0	0	0	1 (1 INT)	-/-	0	0	6
Dwight Collins, WR, 1984	1	0	0	1	0 (1 INT)	-/-	0	0	6
Darryl Ingram, TE, 1989	1	0	0	1	0 (1 INT)	-/-	0	0	6
Todd Scott, S, 1991-94	4	0	0	1	0 (1 INT)	-/-	0	0	6
Keith Henderson, RB, 1992	1	1	0	0	0 (1 INT)	-/-	0	0	6
Joe Johnson, WR, 1992	1	0	0	1	0 (1 INT)	-/-	0	0	6
Jack Del Rio, LB, 1992-95	4	0	0	0	1 (1 INT)	-/-	0	0	6
Lamar McGriggs, S, 1993-94	2	0	0	1	0 (1 INT)	-/-	0	0	6
James Harris, DE, 1993-95	3	0	0	1	0 (1 FR)	-/-	0	0	6
Alfred Jackson, CB, 1995-96	2	0	0	0	1 (1 INT)	-/-	0	0	6
Jeff Brady, LB, 1995-97	3	0	0	0	1 (1 FR)	-/-	0	0	6
Corey Fuller, CB, 1995-98	4	0	0	0	1 (1 FR)	-/-	0	0	6
David Frisch, TE, 1996	1	0	0	1	0 (1 INT)	-/-	0	0	6
Robert Tate, WR/CB, 1997-2001	5	0	0	1	0 (1 KO)	-/-	0	0	6
Kailee Wong, LB, 1998-01	4	0	0	0	1 (1 INT)	-/-	0	0	6
Carlester Crumpler, TE, 1999	1	0	0	1	0 (1 INT)	-/-	0	0	6
John Davis, TE, 2000	1	0	0	1	0 (1 INT)	-/-	0	0	6
Tyrone Carter, S, 2000-02	3	0	0	0	1 (1 FR)	-/-	0	0	6
Doug Chapman, RB, 2000-03	4	0	0	1	0 (1 INT)	-/-	0	0	6
Lance Johnstone, DE, 2001-05	5	0	0	1	0 (1 INT)	-/-	0	0	6
Derrick Alexander, WR, 2002	1	0	0	1	0 (1 INT)	-/-	0	0	6
Brian Williams, CB, 2002-05	4	0	0	0	1 (1 INT)	-/-	0	0	6
John Avery, RB, 2003	1	0	0	1	0 (1 INT)	-/-	0	0	6
Chris Claiborne, LB, 2003-04	2	0	0	0	1 (1 INT)	-/-	0	0	6
Mike Nattiel, LB, 2003-04	2	0	0	0	1 (1 INT)	-/-	0	0	6
Gus Fretotte, QB, 2003-04, 2008	3	1	0	0	0	-/-	0	0	6
E.J. Henderson, LB, 2003-11	9	0	0	0	1 (1 INT)	-/-	0	0	6
Richard Owens, FB/TE, 2004-06	3	0	0	1	0 (1 INT)	-/-	0	0	6
Dovonte Edwards, CB, 2005-06	2	0	0	0	1 (1 INT)	-/-	0	0	6
Napoleon Harris, LB, 2005-06, 2008	3	0	0	1	0 (1 FR)	-/-	0	0	6
Fred Smoot, CB, 2005-06	2	0	0	0	1 (1 INT)	-/-	0	0	6
Ray Edwards DE, 2006-10	5	0	0	0	1 (1 FR)	-/-	0	0	6
Ben Leber, LB, 2006-10	5	0	0	0	1 (1 FR)	-/-	0	0	6
Cedric Griffin, CB, 2006-11	6	0	0	0	1 (1 FR)	-/-	0	0	6
Dwight Smith, S, 2006-07	2	0	0	0	1 (1 INT)	-/-	0	0	6
Aundrae Allison, WR, 2007-08	2	0	0	0	1 (1 KO)	-/-	0	0	6
Robert Ferguson, WR, 2007-08	1	0	0	1	0 (1 INT)	-/-	0	0	6
Greg Lewis, WR, 2009-10	2	0	0	1	0 (1 INT)	-/-	0	0	6
Greg Camarillo, WR, 2010-11	2	0	0	1	0 (1 INT)	-/-	0	0	6
Donovan McNabb, QB, 2011	1	1	0	0	0	-/-	0	0	6
Devin Aromashodu, WR, 2011-12	2	0	0	1	0 (1 INT)	-/-	0	0	6
Stephen Burton, WR, 2011-12	2	0	0	1	0 (1 INT)	-/-	0	0	6
<b>Brian Robison, DE, 2007-16</b>	<b>10</b>	<b>0</b>	<b>0</b>	<b>0</b>	<b>1 (1 FR)</b>	<b>-/-</b>	<b>0</b>	<b>0</b>	<b>6</b>
John Carlson, TE, 2012-13	2	0	0	1	0 (1 INT)	-/-	0	0	6
Jerome Simpson, WR, 2012-13	2	0	0	1	0 (1 INT)	-/-	0	0	6
Matt Cassel, QB, 2013-14	2	1	0	0	0	-/-	0	0	6
Gerald Hodges, LB, 2013-15	3	0	0	0	1 (1 INT)	-/-	0	0	6
<b>Anthony Barr, LB, 2014-16</b>	<b>3</b>	<b>0</b>	<b>0</b>	<b>0</b>	<b>1 (1 FR)</b>	<b>-/-</b>	<b>0</b>	<b>0</b>	<b>6</b>
Chase Ford, TE, 2013-15	3	0	0	1	0 (1 INT)	-/-	0	0	6
Jerome Felton, FB, 2012-14	3	0	0	0	1 (1 FR)	-/-	0	0	6
<b>Captain Munnerlyn, CB, 2014-16</b>	<b>3</b>	<b>0</b>	<b>0</b>	<b>0</b>	<b>1 (1 FR)</b>	<b>-/-</b>	<b>0</b>	<b>0</b>	<b>6</b>
<b>Eric Kendricks, LB, 2015-16</b>	<b>2</b>	<b>0</b>	<b>0</b>	<b>0</b>	<b>1 (1 INT)</b>	<b>-/-</b>	<b>0</b>	<b>0</b>	<b>6</b>
<b>Xavier Rhodes, CB, 2013-16</b>	<b>4</b>	<b>0</b>	<b>0</b>	<b>0</b>	<b>1 (1 INT)</b>	<b>-/-</b>	<b>0</b>	<b>0</b>	<b>6</b>
Jim Leo, DE, 1961-62	2	0	0	0	0	-/-	0	1	2
Joe Blahak, CB, 1974-75, '77	3	0	0	0	0	-/-	0	1	2
Autry Beamon, S, 1975-76	2	0	0	0	0	-/-	0	1	2
Mark Mullaney, DE, 1975-87	13	0	0	0	0	-/-	0	1	2
Neil Elshire, DE, 1981-86	6	0	0	0	0	-/-	0	1	2
Joe Stepanek, DT, 1987	1	0	0	0	0	-/-	0	1	2
Ray Berry, LB, 1987-92	6	0	0	0	0	-/-	0	1	2
Mark Dusbabek, LB, 1989-92	4	0	0	0	0	-/-	0	1	2
Walt Williams, CB, 1981	1	0	0	0	0	-/-	0	1	2
Robin Sendlein, LB, 1981-84	4	0	0	0	0	-/-	0	1	2
Brooks Bollinger, QB, 2006-07	2	0	0	0	0	-/-	1	0	2

## VIKINGS ALL-TIME STARTING QB RECORDS

Player	Yrs	Starts	Won	Lost	Tied	%	Player	Yrs	Starts	Won	Lost	Tied	%
Frank Tarkenton, 1961-66, 72-78	13	170	91	73	6	.553	<b>Sam Bradford, 2016</b>	<b>1</b>	<b>15</b>	<b>7</b>	<b>8</b>	<b>0</b>	<b>.467</b>
Tommy Kramer, 1977-89	13	110	54	56	0	.491	Steve Dils, 1979-84	6	15	6	9	0	.400
Daunte Culpepper, 1999-05	7	80	38	42	0	.475	Sean Salisbury, 1990-94	5	9	5	4	0	.556
Brad Johnson, 1992-98, 2005-06	9	46	28	18	0	.609	Matt Cassel, 2013-14	2	9	4	5	0	.444
Wade Wilson, 1981-91	11	48	27	21	0	.563	Norm Sneed, 1971	1	2	2	0	1.000	
Joe Kapp, 1967-69	3	38	23	12	3	.645	Donovan McNabb, 2011	1	6	1	5	0	.167
Warren Moon, 1994-96	3	39	21	18	0	.538	George Shaw, 1961	1	4	1	3	0	.250
Rich Gannon, 1987-92	6	35	19	16	0	.543	Todd Bouman, 1997-02	6	3	1	2	0	.333
Brett Favre, 2009-10	2	29	17	12	0	.586	Ron VanderKelen, 1963-67	5	5	1	4	0	.200
<b>Teddy Bridgewater, 2014-16</b>	<b>3</b>	<b>28</b>	<b>17</b>	<b>11</b>	<b>0</b>	<b>.607</b>	Bob Berry, 1965-67, 73-76	7	2	1	1	0	.500
Randall Cunningham, 1997-99	3	23	16	7	0	.696	Joe Webb, 2010-13	2	2	1	1	0	.500
Gary Cuzzo, 1968-71	4	21	16	5	0	.762	Shaun Hill, 2002-05, 15-16	6	1	1	0	1.000	
Christian Ponder, 2011-14	4	36	14	21	1	.403	Tony Adams, 1987	1	3	0	3	0	.000
Tavaris Jackson, 2006-10	5	20	10	10	0	.500	Kelly Holcomb, 2007	1	3	0	3	0	.000
Gus Fretotte, 2003-04, 2008	3	13	10	3	0	.769	Archie Manning, 1983-84	2	2	0	2	0	.000
Bob Lee, 1969-72, 75-78	8	11	9	2	0	.818	Sperguson Wynn, 2001	1	2	0	2	0	.000
Jim McMahon, 1993	1	12	8	4	0	.667	Brooks Bollinger, 2006-07	2	1	0	1	0	.000
Jeff George, 1999	1	10	8	2	0	.800	Josh Freeman, 2013	1	1	0	1	0	.000

\*Sorted by wins

KICKOFF  
EXECUTIVES  
COACHES  
STAFF  
PLAYERS  
ROOKIES  
2016 SEASON  
RECORDS  
PLAYOFF RECORDS  
HISTORY  
EXTRA POINTS



# VIKINGS ALL-TIME PASSING

## QUALIFIERS - 500+ ATTEMPTS

PLAYER	ATT	COMP	PCT.	YARDS	TD	INT	LG	SK/YDS	RATING
Sam Bradford (2016)	552	395	71.6	3,877	20	5	71t	37/276	99.3
Randall Cunningham (1997-99)	713	427	59.9	5,680	48	23	67t	42/293	94.2
Brett Favre (2009-10)	889	580	65.2	6,711	44	26	63	56/386	92.2
Daunte Culpepper (1999-05)	2,607	1,678	64.4	20,162	135	86	82t	228/1214	91.5
<b>Teddy Bridgewater (2014-16)</b>	<b>849</b>	<b>551</b>	<b>64.9</b>	<b>6,150</b>	<b>28</b>	<b>21</b>	<b>87t</b>	<b>83/556</b>	<b>87.0</b>
Warren Moon (1994-96)	1,454	882	60.7	10,102	58	42	85t	86/634	82.9
Brad Johnson (1992-98, 2005-06)	1,670	1,036	62.0	11,098	65	48	82t	100/673	82.5
Fran Tarkenton (1961-66, '72-78)	4,569	2,635	57.7	33,098	239	194	89t	417/3,880	80.2
Tarvaris Jackson (2006-10)	603	354	58.7	3,984	24	22	71	47/267	76.6
Christian Ponder (2011-14)	1,057	632	59.8	6,658	38	36	72	95/901	75.9
Rich Cannon (1987-92)	1,003	561	55.9	6,457	40	36	78t	81/478	73.9
Wade Wilson (1981-9)	1,665	929	55.8	12,135	66	75	75t	151/1,069	73.4
Tommy Kramer (1977-89)	3,648	2,011	55.1	24,775	159	157	76t	248/1,596	73.3
Steve Dils (1979-84)	623	336	53.9	3,867	15	18	68	49/349	68.8
Gary Cuzzo (1968-71)	556	276	49.6	3,552	18	23	52t	46/334	63.7
Joe Kapp (1967-69)	669	351	50.2	4,807	37	47	85t	82/676	62.3

## NON-QUALIFIERS - FEWER THAN 500 ATTEMPTS

PLAYER	ATT	COMP	PCT.	YARDS	TD	INT	LG	SK/YDS	RATING
Todd Bouman (1997-02)	95	54	56.8	880	8	4	80t	6/49	98.6
Jeff George (1999)	329	191	58.1	2,816	23	12	80t	28/228	94.2
Brooks Bollinger (2006-07)	68	46	67.6	537	1	2	50	13/78	84.0
Donovan McNabb (2011)	156	94	60.3	1,026	4	2	60	16/113	82.9
Gus Fretotte (2003-04, 08)	367	216	58.9	2,847	19	17	99t	34/186	81.4
Sean Salisbury (1990-94)	404	228	56.4	2,772	14	9	55	28/199	80.2
Matt Cassel (2013-14)	325	194	59.7	2,232	14	13	79t	22/124	78.1
Jim McMahon (1993)	331	200	60.4	1,968	9	8	58	23/104	76.2
Kelly Holcomb (2007)	83	42	50.6	515	2	1	40	12/87	73.1
<b>Shaun Hill (2002-05, 2015-16)</b>	<b>42</b>	<b>21</b>	<b>50.0</b>	<b>257</b>	<b>0</b>	<b>0</b>	<b>33</b>	<b>2/18</b>	<b>69.2</b>
Bob Lee (1969-72, '75-78)	306	159	52.0	2,153	15	17	63	30/221	67.8
Joe Webb (2010-13)	152	88	57.9	853	3	5	46	11/69	66.6
Archie Manning (1983-84)	94	52	55.3	545	2	3	56	18/153	66.4
George Shaw (1961)	91	46	50.5	530	4	4	42t	14/122	64.8
Tony Adams (1987)	87	49	55.0	607	3	5	63t	19/130	64.3
Bob Berry (1965-67, '73-76)	124	63	50.8	708	7	8	52t	17/131	59.4
Ron VanderKelen (1963-67)	252	107	42.2	1,375	6	11	53	25/224	49.7
Josh Freeman (2013)	53	20	37.7	190	0	1	22	1/14	40.6
Norm Snead (1971)	75	37	49.3	470	1	6	55t	7/67	40.3
Bubby Brister (2000)	20	10	50.0	82	0	1	20	1/6	40.0
Spergon Wynn (2001)	98	48	49.0	418	1	6	47t	10/65	38.6
Steve Bono (1985-86)	11	2	18.2	8	0	5	5	2/13	29.6
John McCormick (1962)	18	7	39.0	104	0	5	53	3/33	19.1

## FEWER THAN 10 ATTEMPTS

PLAYER	ATT	COMP	PCT.	YARDS	TD	INT	LG	SK/YDS	RATING
Keith Henderson (1992)	1	1	100.0	36	1	0	36t	0/0	158.3
Darrin Nelson (1982-89, '91-92)	1	1	100.0	25	1	0	25t	0/0	158.3
Ryan Longwell (2006-11)	1	1	100.0	16	1	0	16t	0/0	158.3
Mewelde Moore (2004-07)	2	1	50.0	15	1	0	15t	0/0	158.3
D.J. Dozier (1987-91)	1	1	100.0	19	1	0	19t	0/0	145.9
Jay Walker (1996-97)	2	2	100.0	31	0	0	19	0/0	118.8
Hassan Jones (1986-92)	1	1	100.0	18	0	0	18	0/0	118.8
Chris Kluge (2005-12)	1	1	100.0	27	0	0	27	0/0	118.8
Paul Krause (1968-79)	2	1	50.0	11	1	0	11t	0/0	106.3
Phil King (1965-66)	1	1	100.0	9	0	0	9	0/0	104.2
Randy Moss (1998-04, '10)	8	4	50.0	106	2	1	37	0/0	95.8
Sidney Rice (2007-10)	4	2	50.0	94	0	0	79	0/0	95.8
Chester Taylor (2006-09)	2	1	50.0	4	1	0	4t	0/0	95.8
Mike Eischeid (1972-74)	1	1	100.0	6	0	0	6	0/0	91.7
Bill Cappelman (1970)	7	4	57.1	49	0	0	26	0/0	78.8
Herschel Walker (1989-91)	2	1	50.0	12	0	0	12	0/0	68.5
Fred Cox (1963-77)	1	1	100.0	1	0	0	1	0/0	62.5
Alfred Anderson (1984-90)	9	4	44.4	112	2	1	43t	2/8	59.3
Tommy Mason (1961-66)	4	1	25.0	30	1	2	30t	0/0	58.4
Bill Brown (1962-74)	2	1	50.0	3	0	0	3	0/0	50.0
Jamie Caleb (1961)	1	0	0.0	0	0	0	0	0/0	39.6
Anthony Carter (1985-93)	1	0	0.0	0	0	0	0	0/0	39.6
Greg Coleman (1978-87)	1	0	0.0	0	0	0	0	0/0	39.6
Bob Grim (1967-71, '76-77)	1	0	0.0	0	0	0	0	0/0	39.6
Jim Lash (1973-76)	1	0	0.0	0	0	0	0	0/0	39.6
Terry LeCount (1979-83)	1	0	0.0	0	0	0	0	0/0	39.6
Hugh McElhenny (1961-62)	1	0	0.0	0	0	0	0	0/0	39.6
Harry Newsome (1990-93)	1	0	0.0	0	0	0	0	0/0	39.6
Allen Rice (1984-90)	1	0	0.0	0	0	0	0	0/0	39.6
Mike Saxon (1994-95)	1	0	0.0	0	0	0	0	0/0	39.6
Joe Senser (1979-84)	1	0	0.0	0	0	0	0	0/0	39.6
Chris Walsh (1994-02)	1	0	0.0	0	0	0	0	0/0	39.6
David Palmer (1994-00)	0	0	0.0	0	0	0	0	1/2	39.6
Jay Fiedler (1998)	7	3	42.9	41	0	1	19	0/0	22.6
Larry Miller (1987)	6	1	16.7	2	0	1	2	0/0	0.0
Jerry Reichow (1961-64)	3	0	0.0	0	0	1	0	0/0	0.0
Mitch Berger (1996-01)	1	0	0.0	0	0	1	0	0/0	0.0
Ted Brown (1979-86)	1	0	0.0	0	0	1	0	0/0	0.0
<b>Jerick McKinnon (2014-16)</b>	<b>1</b>	<b>0</b>	<b>0.0</b>	<b>0</b>	<b>0</b>	<b>0</b>	<b>0</b>	<b>0/0</b>	<b>0.0</b>

# VIKINGS ALL-TIME RECEIVING

PLAYER	REC.	YARDS	AVG.	TD				
Cris Carter (1990-01)	1,004	12,383	12.3	10	Jim Gustafson (1985-90)	38	491	12.9
Randy Moss (1998-04, 2010)	587	9,316	15.9	92	Devin Amoshodu (2017-12)	37	650	17.6
Steve Jordan (1982-94)	498	6,307	12.7	28	Robert Ferguson (2007-08)	35	416	11.9
Anthony Carter (1985-93)	478	7,635	16.0	52	Chase Ford (2013-15)	34	391	11.5
Jake Reed (1991-99, 2001)	413	6,433	15.6	33	Naufahu Tahi (2006-10)	33	150	4.6
Ahmad Rashad (1976-82)	400	5,489	13.7	34	D.J. Dozier (1987-91)	32	298	9.3
Sammy White (1976-86)	393	6,400	16.3	50	Clinton Jones (1967-72)	31	306	9.9
Ted Brown (1979-86)	339	2,850	8.4	13	Dave Middleton (1967-72)	30	444	14.8
Chuck Foreman (1973-79)	336	3,057	9.1	23	Greg DeLong (1995-98)	30	205	6.8
Rickey Young (1978-83)	292	2,255	7.6	14	Greg Camarillo (2010-11)	29	361	12.4
Bill Brown (1962-74)	284	3,177	11.2	23	Preston Carpenter (1966)	27	487	17.3
Percy Harvin (2009-12)	280	3,302	11.8	20	Jeff Dugan (2004-10)	27	191	7.1
<b>Kyle Rudolph (2011-16)</b>	<b>265</b>	<b>2,621</b>	<b>9.9</b>	<b>29</b>	Hal Bedsole (1964-66)	26	418	16.1
Darrin Nelson (1982-89, 1991-92)	251	2,202	8.8	5	Greg Lewis (2009-10)	25	293	11.7
<b>Adrian Peterson (2007-16)</b>	<b>241</b>	<b>1,945</b>	<b>8.1</b>	<b>5</b>	Tony Richardson (2006-07)	24	200	8.3
Hassan Jones (1996-92)	222	3,733	16.8	24	Billy McMullen (2008)	23	307	13.3
Visanthe Shiancoe (2007-11)	208	2,424	11.7	24	Johnny McWilliams (2000)	22	180	8.2
Paul Flatley (1963-67)	202	3,222	16.0	17	Koren Robinson (2005)	22	347	15.8
Jim Kleinsasser (1989-2011)	192	1,588	8.3	6	Joe Johnson (1992)	21	211	10.0
Jermaine Wiggins (2005-06)	186	1,659	8.9	6	Hunter Goodwin (1996-98, 2002-03)	19	147	7.7
Leo Lewis (1981-91)	181	2,924	16.1	16	Scottie Graham (1993-96)	19	125	6.6
Robert Smith (1993-00)	178	1,292	7.3	6	James Brim (1987)	18	282	15.7
Stu Voigt (1970-80)	177	1,919	10.8	17	Steve Craig (1974-78)	18	172	9.6
Dave Osborn (1965-75)	173	1,412	8.2	7	Aundrae Allison (2007-08)	18	231	12.8
Gene Washington (1967-72)	172	3,087	18.0	23	John Davis (2007)	17	202	11.9
Lee Lee (1994-96)	170	1,348	7.9	5	Bob Reed (1962-63)	17	174	10.2
John Gilliam (1972-75)	165	3,297	20.0	27	Doug Champman (2000-03)	17	143	8.4
Joe Senser (1979-84)	165	1,822	11.0	16	Derek Tennell (1992-93)	17	134	7.9
Chester Taylor (2006-09)	160	1,357	8.5	3	Oscar Donahue (1962)	16	285	17.8
Tommy Mason (1961-66)	151	1,689	11.2	11	Richard Owens (2004-06)	16	132	8.3
Sidney Rice (2007-10)	146	2,129	14.6	18	Raymond Hayes (1961)	16	121	7.6
Jerry Reichow (1961-64)	144	2,183	15.2	19	Ray Poage (1963)	15	354	23.6
Bernard Berrian (2008-11)	138	1,925	14.0	11	Charley Ferguson (1962)	14	364	26.0
<b>Stefon Diggs (2015-16)</b>	<b>136</b>	<b>1,623</b>	<b>11.9</b>	<b>7</b>	Carroll Dale (1973)	14	192	13.7
<b>Jarius Wright (2012-16)</b>	<b>135</b>	<b>1,841</b>	<b>13.6</b>	<b>8</b>	Marlin McKeever (2007)	14	184	13.1
<b>Cordarrelle Patterson (2013-16)</b>	<b>132</b>	<b>1,316</b>	<b>10.0</b>	<b>7</b>	Harold Morrow (1996-02)	14	144	10.3
Mo Williams (1996-00, 2002-05)	131	1,301	9.9	4	Derrick Alexander (2002)	14	134	9.6
Nate Burleson (2003-05)	127	1,789	14.1	12	Mike Tice (1992-93, 1995)	14	126	9.0
Greg Jennings (2013-14)	127	1,546	12.2	10	Phil King (1965-66)	14	120	8.6
Michael Bennett (2001-05)	126	1,040	8.3	5	Brent Novoselsky (1989-94)	14	108	7.7
Ed Maninaro (1972-75)	125	1,088	8.7	7	A.D. Williams (1961)	13	174	13.4
Mayberry (1993-96)	118	1,856	15.7	12	Dave Casper (1983-84)	13	172	13.2
Mewelde Moore (2004-07)	116	1,093	9.4	3	Doug Madyberry (1961-62)	13	118	9.1
John Beasley (1967-73)	115	1,242	10.8	12	Lorenzo Booker (2010-11)	13	114	8.8
Alfred Anderson (1984-89)	114	1,042	9.1	5	Steve Stonebreaker (1962-63)	12	227	18.9
Marcus Robinson (2004-06)	107	1,553	14.5	17	Hel Triplett (1961-62)	12	71	5.9
Travis Taylor (2005-06)	107	1,255	11.7	7	Dwight Collins (1967-71)	11	143	13.0
Brent McClanahan (1973-80)	107	772	7.2	4	<b>MyCole Pruitt (2015-16)</b>	<b>11</b>	<b>96</b>	<b>8.7</b>
Bobby Wade (2007-08)	107	1,292	12.1	5	Al Denson (1971)	10	125	12.5
<b>Matt Asiata (2012-16)</b>	<b>101</b>	<b>722</b>	<b>7.1</b>	<b>1</b>	Billy Martin (1968)	10	101	10.1
Allen Rice (1984-90)	100	1,066	10.6	6	Joe Banyard (2013-14)	10	73	7.3
Andrew Jordan (1994-97, 1999-01)	97	763	7.9	4	Bethel Johnson (2006)	9	156	17.3
Bob Crim (1967-71, 1976-77)	96	1,414	14.8	9	Barry Word (1993)	9	105	11.7
Andrew Glover (1997-99)	95	1,227	12.9	9	Sean Bertson (2003-04)	9	78	8.7
Bob Tucker (1977-80)	95	1,045	11.0	5	Jerome Felton (2012-14)	9	72	8.0
Robert Miller (1975-80)	95	771	8.1	1	Buster Rhymes (1985-87)	8	149	18.6
Oscar Reed (1968-74)	92	676	7.4	3	Doug Kingsriter (1973-75)	7	116	16.6
Byron Chamberlain (2001-02)	91	1,055	11.6	3	Tom Wilson (1963)	7	48	6.9
<b>Jerick McKinnon (2014-16)</b>	<b>91</b>	<b>563</b>	<b>6.2</b>	<b>3</b>	Garrett Mills (2007-09)	7	91	13.0
Mike Anthony Jones (1983-85)	90	1,327	14.7	5	Stephen Burton (2011-12)	7	73	10.4
<b>Adam Thielen (2014-16)</b>	<b>89</b>	<b>1,248</b>	<b>14.0</b>	<b>6</b>	<b>Zach Line (2013-16)</b>	<b>7</b>	<b>103</b>	<b>14.7</b>
Herschel Walker (1989-91)	86	681	7.9	5	Bob Brown (1971)	6	141	20.8
John Henderson (1968-72)	81	1,330	16.2	9	Jim Boylan (1963-64)	6	78	13.0
Tom Hall (1964-66, 1968-69)	81	1,163	14.4	7	Bob Schnelker (1961)	6	70	11.7
Tony Galbreath (1981-83)	80	645	8.0	2	Sam Harrell (1980-82, 1987)	6	43	7.2
Terry LeCount (1979-83, 1987)	79	1,225	15.5	7	Sammy Johnson (1976-78)	6	43	7.2
Troy Williamson (2005-07)	79	1,067	13.5	3	Daryl Harris (1988)	6	30	5.0
Charles Evans (1993-98)	78	531	6.8	1	Charles Stackhouse (2003)	6	30	5.0
Michael Jenkins (2011-12)	78	915	11.7	5	Joe Webb (2010-13)	6	42	7.0
Toby Gerhart (2010-13)	77	600	7.8	3	Billy Butler (1962-64)	5	97	19.4
Jim Lash (1973-76)	75	1,252	16.7	3	John Holland (1974)	5	84	16.8
Jerome Simpson (2012-13)	74	1,000	13.5	1	Doug Cunningham (1979)	5	50	10.0
David Palmer (1994-00)	73	631	8.6	1	Darryl Ingram (1989)	5	47	9.4
Terry Allen (1990-94)	72	675	9.4	1	Jeff Wornat (1987)	5	46	8.1
Rick Fenney (1987-91)	71	628	8.8	2	Mark Kellar (1976-78)	5	37	3.1
Jim Phillips (1965-67)	68	1,091	16.0	7	Keith Henderson (1992)	4	60	15.0
Chris Walsh (1994-02)	67	719	10.7	4	Olanda Truitt (1993)	4	40	10.0
O'Wayne Bates (2002-03)	65	840	12.9	5	Bill Barnes (1965-66)	4	35	8.8
Leroy Hoard (1996-99)	60	577	9.6	1	Martin Nance (2006)	4	33	8.3
<b>Charles Johnson (2014-16)</b>	<b>60</b>	<b>834</b>	<b>13.9</b>	<b>2</b>	<b>Ronnie Hillman (2016)</b>	<b>4</b>	<b>43</b>	<b>10.8</b>
Gordon Smith (1961-65)	57	1,277	22.4	13	Steve Finch (1987)	4	54	18.0
Kelly Campbell (2002-04)	57	1,062	18.6	8	Tom Adams (1962)	3	51	17.0
Jim Lindsey (1966-72)	56	632	11.3	4	Kent Kramer (1969-70)	3	47	15.7
Hugh McElhenry (1961-62)	53	474	8.9	3	Ricky Parks (1987)	3	46	15.3
Onterio Smith (2003-04)	51	523	10.3	2	Dick Haley (1961)	3	43	14.3
<b>Rett Ellison (2012-16)</b>	<b>51</b>	<b>515</b>	<b>10.1</b>	<b>3</b>	Leon Clarke (1963)	3	34	11.3
Adrian Cooper (1994-95)	50	570	11.4	0	John Henry Mills (1999)	3	30	10.0
Bob Bruer (1980-84)	46	455	9.8	7	Mardy McDole (1981-83)	3	29	9.7
Matthew Hatchette (1997-00)	43	640	14.9	4	David Frisch (1996)	3	27	9.0
Sam McCullum (1974-75, 1982-83)	42	608	14.4	5	Phil Frye (1987)	3	25	7.2
Mike Mulaney (1983-88)	42	464	11.0	5	Ciatrick Fason (2005-06)	3	19	6.3
Roger Craig (1992-93)	41	333	8.1	1	Jesse Clarke (1989-90)	3	18	6.0
John Carlson (2012-13)	40	387	9.7	1	Carl Hilton (1986-89)	3	17	5.6
Mike Wallace (2015)	39	473	12.1	2	Keenan Howery (2003-05)	3	18	6.0
					Will Sherman (1961)	2	40	20.0

EXTRA POINTS HISTORY PLAYOFF RECORDS RECORDS 2016 SEASON ROOKIES PLAYERS STAFF COACHES EXECUTIVES KICKOFF

Carlester Crumpler (1999).....	2	35	17.5	1
Willie Gillespie (1987).....	2	28	14.0	0
Clint Haslerig (1975).....	2	28	14.0	0
Rhett Dawson (1973).....	2	24	12.0	0
Gary Ballman (1973).....	2	22	11.0	0
Ron Daugherty (1987).....	2	21	10.5	0
Robert Tate (1997-01).....	2	20	10.0	0
Doug Paschel (1980-81).....	2	18	9.0	0
Steve Harris (1987).....	2	17	8.5	0
Artose Pinner (2006).....	2	15	7.5	0
Brett Wilson (1987).....	2	14	7.0	0
Andre Thomas (1987).....	2	13	6.5	0
Lance Rentzes (1965-66).....	2	10	5.0	0
Mike L. Jones (1990-91).....	2	8	4.0	2
Adam Walker (1987).....	2	3	1.5	0
Bill McWatters (1964).....	2	-1	-0.5	0
Jamie Caleb (1961).....	2	-8	-4.0	0
John Avera (2003).....	2	-24	-12.0	1
John Wright (2009-10).....	2	11	5.5	0
Ryan D'Imperio (2011).....	2	7	3.5	0
Allen Reisinger (2011-12).....	2	18	9.0	0
Eric Cullford (1993-94).....	1	45	45.0	0
Kevin Miller (1978-80).....	1	35	35.0	1
Art Powell (1968).....	1	31	31.0	0
Cedric James (2002).....	1	29	29.0	0
Harry Washington (1978).....	1	24	24.0	0
Ted Dean (1964).....	1	23	23.0	0
Tommy Kramer (1977-89).....	1	23	23.0	1
Marc May (1987).....	1	22	22.0	0
Hank Baskett (2010).....	1	18	18.0	0
MarQueis Gray (2014).....	1	16	16.0	0
<b>Laquan Treadwell (2016).....</b>	<b>1</b>	<b>15</b>	<b>15.0</b>	<b>0</b>
Tom Michel (1964).....	1	14	14.0	0
Larry Vargo (1964-65).....	1	13	13.0	0
Bill Harris (1963-70).....	1	12	12.0	0
Richard Angulo (2005).....	1	11	11.0	0
Don Hasselbeck (1984).....	1	10	10.0	0
Travis Prentice (2001).....	1	10	10.0	0
Ed Shenk (1987).....	1	10	10.0	0
Robert Steele (1979).....	1	10	10.0	0
Emmanuel Arceneaux (2011).....	1	10	10.0	0
Larry Ned (2003-04).....	1	9	9.0	0
Jaymar Johnson (2009-10).....	1	9	9.0	0
Jay Carroll (1985).....	1	8	8.0	0
Leonard Moore (1987).....	1	8	8.0	0
Thomas Tapp (2008).....	1	7	7.0	0
Nate Wright (1971-80).....	1	6	6.0	0
Bob Goodridge (1968).....	1	5	5.0	0
Robert Green (1997).....	1	5	5.0	0
Tory Walters (2000-01).....	1	5	5.0	0
Ron Yary (1968-81).....	1	5	5.0	0
<b>Sam Bradford (2016).....</b>	<b>1</b>	<b>5</b>	<b>5.0</b>	<b>0</b>
Jarvis Redwine (1981-83).....	1	4	4.0	0
Danta Whitaker (1992).....	1	4	4.0	0
<b>David Morgan (2016).....</b>	<b>1</b>	<b>4</b>	<b>4.0</b>	<b>0</b>
John Gerak (1993-96).....	1	3	3.0	0
Brad Johnson (1992-98).....	1	3	3.0	1
James Stewart (1995).....	1	3	3.0	0
Jimmy Edwards (1979).....	1	2	2.0	0
John Ward (1970-74).....	1	1	1.0	0
Daunte Culpepper (1999-05).....	1	0	0.0	0
Rich Cannon (1987-92).....	1	0	0.0	0
Korey Stringer (1995-00).....	1	-1	-1.0	0
Brett Favre (2009-10).....	1	-2	-2.0	0
Randall Cunningham (1997-99).....	1	-3	-3.0	0
Christian Ponder (2011-14).....	1	-15	-15.0	0
Ed White (1967-77).....	0	3	--	0
Fran Tarkenton (1961-66, 1972-78).....	0	-12	--	0

<b>Matt Asiata (2012-16).....</b>	<b>361</b>	<b>1,259</b>	<b>3.5</b>	<b>18</b>
Scottie Graham (1993-96).....	349	1,239	3.6	7
Brent McClanahan (1973-80).....	367	1,207	3.3	6
Onterio Smith (2003-04).....	231	1,123	4.9	7
Ed Marinaro (1972-75).....	306	1,007	3.3	4
Robert Miller (1975-80).....	275	951	3.5	7
Allen Rice (1984-90).....	307	934	3.0	13
Tony Galbreath (1981-83).....	194	788	4.1	7
Hugh McElhenry (1961-62).....	170	770	4.5	3
Rich Cannon (1987-92).....	144	720	5.0	3
Percy Harvin (2009-12).....	107	683	6.4	4
Waide Wilson (1981-91).....	155	679	4.3	9
D.J. Bozler (1987-91).....	163	643	3.9	7
Christian Ponder (2011-14).....	126	639	5.1	7
Amp Lee (1994-96).....	149	636	4.3	2
Mel Triplett (1961-62).....	132	567	4.3	3
Jim Lindsey (1966-72).....	177	558	3.2	6
Joe Kapp (1967-69).....	99	540	5.5	5
Tarvaris Jackson (2006-10).....	119	535	4.5	4
Roger Craig (1992-93).....	143	535	3.7	5
Tommy Kramer (1977-89).....	213	524	2.5	8
Barry Word (1993).....	142	458	3.2	2
Phil King (1965-66).....	89	405	4.6	0
<b>Teddy Bridgewater (2014-16).....</b>	<b>91</b>	<b>401</b>	<b>4.4</b>	<b>4</b>
Charles Evans (1993-98).....	118	364	3.1	4
Sammy Johnson (1976-78).....	83	356	4.3	2
Raymond Hayes (1961).....	73	319	4.4	2
Randall Cunningham (1997-99).....	90	317	5.2	1
Doug Chapman (2000-03).....	61	317	3.5	0
Brad Johnson (1992-98, 2005-06).....	121	315	2.6	2
Doug Mayberry (1961-67).....	87	314	3.6	1
Anthony Carter (1985-93).....	37	290	6.2	0
<b>Cordarrelle Patterson (2013-16).....</b>	<b>381</b>	<b>333</b>	<b>10.7</b>	<b>4</b>
Tom Wilson (1959).....	73	282	3.8	4
Joe Webb (2010-13).....	41	273	6.7	4
Artose Pinner (2006).....	43	190	4.4	3
Bill Barnes (1965-66).....	53	164	3.1	1
Ciatrick Fason (2005-06).....	50	161	3.2	5
Randy Moss (1998-04).....	23	159	6.9	0
Darryl Hill (1988).....	34	151	4.4	1
Bob Grim (1967-71, 76-77).....	7	147	21.0	0
Jim Kleinsasser (1999-11).....	43	147	3.4	1
James Stewart (1995).....	31	144	4.6	0
Warren Moon (1994-96).....	69	143	2.1	0
John Gilliam (1972-75).....	18	136	7.6	1
Tom Michel (1964).....	39	129	3.3	0
David Palmer (1994-00).....	35	123	3.5	1
Ron VanderKelen (1963-67).....	26	116	4.5	1
Keith Henderson (1992).....	34	113	3.3	1
<b>Jarvis Wright (2012-16).....</b>	<b>8</b>	<b>111</b>	<b>13.9</b>	<b>0</b>
Bob Reed (1962-63).....	27	110	4.1	0
Jesse Clark (1989-90).....	26	100	4.1	0
<b>Adam Thielen (2014-16).....</b>	<b>6</b>	<b>104</b>	<b>17.3</b>	<b>0</b>
Bobby Walden (1964-67).....	9	100	11.1	0
Sammy White (1976-86).....	18	97	5.3	0
Jim McMahon (1993Am).....	33	96	2.9	0
Terry LeCount (1979-83, 87).....	6	90	15.0	0
Joe Banyard (2013-14).....	21	88	4.2	0
Kelly Campbell (2002-04).....	14	86	6.1	0
Gary Cuzzo (1968-71).....	36	86	2.4	0
Greg Coleman (1978-87).....	10	85	8.5	0
Albert Young (2009-10).....	25	82	3.3	0
Harold Morrow (1996-02).....	17	75	4.4	0
Matt Cassel (2013-14).....	27	75	2.7	1
Mark Kellar (1976-78).....	25	74	3.0	0
Steve Dilis (1979-84).....	24	73	3.0	0
Todd Bouman (1997-02).....	10	70	7.0	0
Jarvis Redwine (1981-83).....	17	70	4.1	0
Mike Anthony Jones (1983-85).....	7	61	7.6	0
Bill McWatters (1964).....	7	60	8.6	0
Bill Butler (1962-64).....	12	60	4.3	1
Donovan McNabb (2011).....	14	59	4.2	1
Tory Williamson (2005-07).....	5	57	11.4	0
Doug Paschel (1980-81).....	15	53	3.5	1
<b>Sam Bradford (2016).....</b>	<b>20</b>	<b>53</b>	<b>2.7</b>	<b>0</b>
Hassan Jones (1986-92).....	5	52	10.4	0
Lorenzo Booker (2010-11).....	13	52	4.0	0
<b>Ronnie Hillman (2016).....</b>	<b>18</b>	<b>50</b>	<b>2.8</b>	<b>0</b>
<b>Andrew Sendej (2011-16).....</b>	<b>1</b>	<b>48</b>	<b>48.0</b>	<b>0</b>
Nate Burleson (2003-05).....	8	43	5.4	0
Archie Manning (1983-84).....	11	42	3.8	0
Jeff George (1999).....	16	41	2.6	0
George Shaw (1961).....	10	39	3.9	0
Ben Tate (2014).....	13	38	2.9	0
Bob Lee (1969-72, 75-78).....	39	37	0.9	2
James Brim (1987).....	2	36	18.0	1
Tony Adams (1987).....	11	31	2.8	0
Ted Dean (1964).....	4	30	6.0	0
Koren Robinson (2005).....	4	27	6.8	1
Jerome Felton (2012-14).....	4	27	6.8	0
Joe Johnson (1992).....	4	26	6.5	0
Bobby Phillips (1995).....	4	26	1.9	0
Tony Richardson (2006-07).....	12	25	2.1	0
<b>Zach Line (2013-16).....</b>	<b>13</b>	<b>25</b>	<b>1.9</b>	<b>2</b>
Billy Waddy (1984).....	3	24	8.0	0
Adam Walker (2004-07).....	5	24	4.8	0

## VIKINGS ALL-TIME RUSHING

PLAYER	ATT.	YARDS	AVG.	TD
<b> Adrian Peterson (2007-16).....</b>	<b>2,418</b>	<b>11,747</b>	<b>4.9</b>	<b>97</b>
Robert Smith (1993-00).....	1,411	6,818	4.8	32
Chuck Foreman (1973-79).....	1,529	5,879	3.8	52
Bill Brown (1962-74).....	1,627	5,757	3.5	52
Ted Brown (1979-86).....	1,117	4,546	4.1	40
Dave Osborn (1965-75).....	1,172	4,320	3.7	29
Darrin Nelson (1982-89, '91-92).....	981	4,231	4.3	18
Tommy Mason (1961-66).....	761	3,252	4.3	28
Michael Bennett (2001-05).....	713	3,174	4.5	12
Chester Taylor (2006-09).....	655	2,797	4.3	18
Terry Allen (1990-94).....	641	2,795	4.4	23
Fran Tarkenton (1961-66, '72-78).....	464	2,548	5.5	22
Daunte Culpepper (1999-05).....	625	2,476	5.5	29
Edmund Anderson (1984-91).....	454	2,374	3.8	22
Herschel Walker (1989-91).....	551	2,264	4.1	20
Clinton Jones (1967-72).....	546	2,008	3.7	19
Oscar Reed (1968-74).....	490	1,968	4.0	8
Rickey Young (1978-83).....	454	1,744	2.9	10
Leroy Hood (1996-99).....	438	1,689	3.9	26
Moe Williams (1996-00, '02-05).....	370	1,535	4.1	21
Rich Kenney (1987-91).....	358	1,508	4.2	11
<b> Jerick McKinnon (2014-16).....</b>	<b>324</b>	<b>1,348</b>	<b>4.2</b>	<b>4</b>
Toby Gerhart (2010-13).....	276	1,305	4.7	5
Mewelde Moore (2004-07).....	264	1,285	4.9	1

Cris Carter (1990-01)	10	24	2.4	0	Phil Frye (1987)	4	4	1.0	0
Jeff Dugan (2004-10)	11	23	2.1	0	Andre Thomas (1987)	6	4	0.7	0
<b>Stefon Diggs (2015-16)</b>	<b>6</b>	<b>23</b>	<b>3.8</b>	<b>0</b>	Aundrea Allison (2007-08)	3	4	1.3	0
Grady Alderman (1961-74)	0	22	22.0	0	Dave Nelson (1984)	1	3	3.0	0
Robert Green (1997)	6	22	3.7	0	Troy Walters (2000-01)	1	3	3.0	0
Qadry Ismail (1993-96)	4	21	5.3	0	Stu Voigt (1970-80)	2	3	1.5	1
Naufahu Tahi (2006-10)	10	21	2.1	0	Steve Harris (1987)	4	3	0.8	0
Bobby Brister (2000)	5	20	4.0	0	Gordon Smith (1961-65)	1	2	2.0	0
Jeff Womack (1987)	9	20	2.2	0	Jeff Williams (1966)	1	2	2.0	0
Cedric Smith (1990)	9	19	2.1	0	Willie Spencer (1976)	4	2	0.5	0
Leo Lewis (1961-91)	16	19	1.2	0	Larry Miller (1987)	1	1	1.0	0
Bernard Berrian (2008-11)	5	18	3.6	0	Joe Senser (1979-84)	2	1	0.5	0
Ron Grise (1976)	3	18	6.0	0	Randall McDaniel (1988-99)	2	1	0.5	0
Darrell Lester (1964)	4	18	4.5	0	Bob Ferguson (1963)	3	1	0.3	0
Brooks Bollinger (2006-07)	5	18	3.6	0	Sean Salisbury (1990-94)	15	1	0.1	0
Brett Wilson (1987)	5	16	3.2	0	Paul Krause (1968-79)	1	0	0.0	0
Eddie Payton (1980-82)	2	15	7.5	0	Al Denson (1971)	1	0	0.0	0
Eddie Johnson (2003)	2	15	7.5	0	Jeff Siemon (1972-82)	1	0	0.0	0
Sam Harel (1980-82, '87)	6	15	2.5	0	Mike Saxon (1994-95)	1	0	0.0	0
Brett Favre (2009-10)	26	15	0.6	0	Mitch Berger (1996-01)	1	0	0.0	0
Wayne Wilson (1986)	8	14	1.8	0	Kyle Richardson (2002)	1	0	0.0	0
Bob Berry (1965-67, '73-76)	5	13	2.6	0	John Avery (2003)	1	0	0.0	0
Bill Harris (1969-70)	6	13	2.2	0	Charles Stackhouse (2003)	1	0	0.0	0
Jimmy Smith (1987)	7	13	1.9	0	Lance Rentzel (1965-66)	1	-1	-1.0	0
Travis Prentice (2001)	14	13	0.9	2	Jim Gustafson (1985-89)	1	-2	-2.0	0
Nick Davis (2002-03)	3	11	11.0	0	Harry Newsome (1990-93)	2	-2	-1.0	0
Jamie Caleb (1961)	3	11	3.7	0	Tom Hall (1964-66, '68-69)	4	-4	-1.0	0
Leonard Moore (1987)	4	11	2.8	0	Jay Fiedler (1998)	4	-6	-1.5	0
<b>Charles Johnson (2014-16)</b>	<b>1</b>	<b>11</b>	<b>11.0</b>	<b>0</b>	Mike Mularkey (1983-88)	1	-6	-6.0	0
Earl Derry (1967-68)	2	9	4.5	0	<b>Jeff Locke (2013-16)</b>	<b>1</b>	<b>-6</b>	<b>-6.0</b>	<b>0</b>
Ahmad Rashad (1976-81)	1	8	8.0	0	Bucky Scribner (1987-89)	2	-7	-3.5	0
Travis Taylor (2005-06)	3	8	2.7	0	Shaun Hill (2002-05, 2015-16)	11	-2	-0.4	0
Bethel Johnson (2006)	4	8	2.0	0	Bobby Wade (2007-08)	1	-9	-9.0	0
Norm Sneed (1971)	6	8	1.0	1	Preston Carpenter (1965)	1	-10	-10.0	0
Mike Wallace (2015)	1	6	6.0	0	Jerry Reichow (1961-64)	1	-12	-12.0	0
Gus Fretette (2003-04, 08)	31	5	0.2	1	Mike Eischeid (1972-74)	1	-13	-13.0	0
Steve Jordan (1982-94)	1	4	4.0	1	Dwight Collins (1984)	3	-14	-4.7	0
Robert Tate (1997-01)	1	4	4.0	0	Chris Kluge (2005-12)	3	-19	-6.3	0
Brian Russell (2002-04)	1	4	4.0	0	Mike Mercer (1961)	1	-32	-32.0	0
John McCormick (1962)	2	4	2.0	0					
Jim Young (1965-66)	3	4	1.3	0					

## PART OF THE FABRIC OF MINNESOTA SINCE 1961

**The following excerpt explains the early stages of the Vikings franchise as chronicled in the Minnesota Vikings 1961 Press, Radio, TV Guide:**

Twin Cities football enthusiasts began their quest for professional football some 12 years ago, and it was on January 28, 1960, that their efforts were culminated with the announcement - from Miami, Florida, where the National Football League owners were in session - that Minnesota was being granted a franchise for 1961. At the same meeting, Dallas was accepted to start play in 1960.

The franchise was granted just ten days after E. William Boyer, president of the Minneapolis Chamber of Commerce, had made an official presentation to the league on behalf of statewide Minnesota interests.

Besides Boyer in the founding group were: Max Winter, promoter and restaurateur, H.P. Skoglund, president of North American Life and Casualty Company; Ole Haugsrud, Duluth businessman, and the Northwest Publications, Inc., publishers of the St. Paul Dispatch and Pioneer Press, through its president, Bernard H. Ridder, Jr.

They decided to start with an original outlay of one million dollars, of which the Minneapolis sources would put up \$600,000; St. Paul \$300,000 and Duluth, representing the rest of the state, \$100,000.

Upon acquiring a franchise, the group hired Joe Thomas, former scout with the Los Angeles Rams, to scout the country in preparation for the 1961 draft meeting, and went on a nationwide search to find a general manager. This ended with the selection of Bert E. Rose, who was at the time the public relations director for the Rams. From September, 1960, when Rose reported, until July, 1961, such details as hiring a coaching and front-office staff, contracting for radio and television, establishing a ticket operation, drafting, selecting and signing players, and many more, have - or will be - accomplished in order to put the Vikings on the field in 1961.



The Vikings arrival in Minnesota in 1961 was greeted with excitement from the sports and business community. The Minneapolis Chamber of Commerce welcomed members of the club as they prepared to take the field for the first time.

# VIKINGS TEAM RECORDS

1961-77 - 14 games; 1978-2016 - 16 games \* = 16-game record where applicable 6 = 9 games # = 15 games

Note: The 1982 regular season was reduced to 9 games and the 1987 season to 15 games due to players' strike

## GAMES WON

### Most Consecutive Games Won (Including Postseason)

12 1969  
10 1975  
9 1973  
9 1998  
9 2002-03

### Most Consecutive Games Won (Regular Season)

12 1969  
10 1975  
10 1999-00  
9 1973  
9 1998-99  
9 2002-03

### Most Games Won, Season (Including Postseason)

16 1998  
14 1969, 1973  
13 1976, 2009

### Most Games Won, Season (Regular Season)

15 1998  
12 1969, 1970, 1973, 1975, 2009  
11 1976, 1992, 2000, 2015

### Most Consecutive Games Won, Start of Season

10 1975  
9 1973  
7 1998, 2000

### Most Consecutive Games Won, End of Season

8 1998  
4 2012  
3 1964, 1970, 1974, 1993, 1999, 2002, 2015

### Most Consecutive Home Games Won

15 1974-75  
14 1969-70  
13 1988-90  
13 1999-00

### Most Consecutive Road Games Won

7 1970-71  
7 1973-74

## GAMES LOST

### Most Consecutive Games Lost

8 2001-02  
7 1961  
7 1961-62

### Most Consecutive Games Without Victory

8 2001-02  
7 1961  
7 1961-62  
7 1962

### Most Games Lost, Season

13 1984, 2011  
11 1961, 1962, 2001

### Most Consecutive Home Games Lost

5 1966-67  
5 2011  
7 1966-67

### Most Consecutive Away Games Lost

16 2000-02  
16 2000-02

## SCORING

### Most Points, Season

556 1998  
470 2009  
416 2003

### Most Points, Opponent, Season

484 1984  
187 1982G  
259 1979\*

### Fewest Points, Opponent, Season

133 1969  
139 1979\*

### Most Points, Game

54 vs. Dal., 10/18/70  
52 vs. Pit., 11/23/69

### 52 vs. Bal., 9/28/69 Most Points, Opponent, Game

56 vs. StL., 10/6/63  
89 @ Chi., 10/19/08 (Minn. 41, Chi. 48)  
87 @ Chi., 12/17/61 (Minn. 35, Chi. 52)  
86 @ LA Rams, 11/19/72 (Minn. 45, LA 41)

### Most Points, Both Teams, Game

89 @ Chi., 10/19/08 (Minn. 41, Chi. 48)  
87 @ Chi., 12/17/61 (Minn. 35, Chi. 52)  
86 @ LA Rams, 11/19/72 (Minn. 45, LA 41)

### Fewest Points, Both Teams, Game

3 vs. G.B., 11/14/71 (Minn. 3, G.B. 0)

### Most Points Overcome To Win Game

24 vs. S.F., 10/4/77  
23 @ Phi., 12/1/85  
21 @ S.F., 10/24/65  
20 vs. Chi., 10/4/92

### Most Points, Opponent, Overcome To Win Game

21 @ Cin., 12/24/95  
20 @ N.E., 11/13/94  
20 vs. Det., 9/25/11

### Most Points, First Half

35 vs. G.B., 9/28/86  
35 vs. Det., 12/2/07  
34 vs. Dal., 10/18/70  
34 vs. Chi., 11/25/90

### Most Points, Opponent, First Half

45 @ Sea., 9/29/02

### Most Points, Both Teams, First Half

55 @ Sea., 9/29/02

### Most Points, Second Half

38 vs. Jax., 12/20/98  
35 @ LA Rams, 11/19/72  
35 vs. Pit., 11/23/69

### Most Points, Opponent, Second Half

35 vs. St.L., 10/6/63

### Most Points, Both Teams, Second Half

58 vs. Buf., 9/15/02

### Most Points, First Quarter

28 vs. G.B., 9/28/86  
28 vs. Ari., 10/9/11  
21 vs. Det., 11/15/92  
21 @ Dal., 11/26/98  
21 vs. T.B., 10/3/99  
21 @ Ari., 12/14/08

### Most Points, Opponent, First Quarter

21 @ Oak., 12/11/77  
21 @ Oak., 12/17/78  
21 @ Den., 11/18/84  
21 @ Cin., 11/23/86  
21 @ S.F., 12/18/95  
21 @ Det., 12/11/11

### Most Points, Both Teams, First Quarter

31 @ Cin., 11/23/86

### Most Points, Second Quarter

28 vs. S.F., 9/29/63  
28 vs. Atl., 9/14/68  
28 vs. S.D., 11/28/99  
28 vs. Det., 12/2/07  
24 vs. Det., 10/8/89  
24 vs. Chi., 11/29/08  
24 vs. NYG., 1/3/10  
24 vs. Buf., 12/5/10

### Most Points, Opponent, Second Quarter

31 @ Sea., 9/29/02  
35 vs. S.F., 9/29/63  
35 @ S.F., 10/24/65  
35 vs. Det., 12/2/07

### Most Points, Both Teams, Second Quarter

35 vs. S.F., 9/29/63  
35 @ S.F., 10/24/65  
35 vs. Det., 12/2/07

### Most Points, Third Quarter

24 @ Pit., 9/24/95  
21 @ S.F., 10/24/65  
21 vs. Phi., 12/22/85  
21 vs. Det., 9/13/87

### Most Points, Opponent, Third Quarter

24 @ Chi., 9/19/85

### Most Points, Both Teams, Third Quarter

31 @ Chi., 12/17/61

### Most Points, Fourth Quarter

28 @ Phi., 12/1/85  
24 @ Pit., 11/26/67  
24 vs. T.B., 11/30/86  
24 vs. Jax., 12/20/98

### Most Points, Opponent, Fourth Quarter

28 @ Bal., 12/16/62  
28 vs. St.L., 10/6/63  
28 vs. G.B., 11/21/65  
28 @ Chi., 9/17/89

### Most Points, Both Teams, Fourth Quarter

42 @ Bal., 12/8/13  
41 @ Mia., 12/21/14

35 @ Bal., 12/16/62  
35 @ Chi., 12/19/65  
35 @ LA Rams, 11/19/72

### Most Consecutive Games Scoring

260 1991-2007  
161 1962-73

### Largest Margin of Victory

48 vs. Cle., 11/9/69 (51-3)  
42 vs. N.O., 12/4/88 (45-3)  
41 vs. Dal., 10/18/70 (54-13)  
40 vs. Hou., 10/13/74 (51-10)  
40 vs. Atl., 9/14/68 (47-7)  
40 @ Dal., 11/13/88 (43-3)  
40 vs. Jax., 12/20/98 (50-10)  
38 vs. Bal., 9/28/69 (52-14)  
38 vs. Pit., 11/23/69 (52-14)  
38 vs. Atl., 11/9/75 (38-0)

### Largest Margin of Defeat

44 @ S.F., 12/8/84 (7-51)  
38 @ Det., 12/12/81 (7-45)  
38 @ G.B., 11/14/11 (7-45)  
36 @ LA Rams, 9/22/67 (3-39)  
35 vs. Phi., 9/14/80 (7-42)  
34 @ G.B., 11/11/07 (0-34)  
32 @ L.A. Rams, 10/24/77 (3-35)  
32 @ G.B., 10/12/14 (10-42)  
31 6 times, last vs SEA, 12/6/15 (7-38)

## TOUCHDOWNS

### Most Touchdowns, Season

64 1998  
56 2009  
51 2003  
50 2004

### Most Touchdowns, Opponent, Season

59 1984

### Fewest Touchdowns, Season

23 1982G  
25 1967, 1971  
28 1993\*

### Fewest Touchdowns, Opponent, Season

14 1970  
14 1971  
24 1988\*

### Most Touchdowns, Game

7 vs. Bal., 9/28/69  
7 vs. Pit., 11/23/69  
7 @ T.B., 10/23/88

### Most Touchdowns, Opponent, Game

8 vs. St.L., 10/6/63  
7 @ Chi., 12/17/61

### Most Touchdowns, Both Teams, Game

12 @ Chi., 12/17/61

### Most Consecutive Games Scoring Touchdown

97 1995-2001  
55 1962-66  
53 2010-14

## POINT AFTER TOUCHDOWNS

### Most Point After Touchdowns, Season

59 1998  
54 2009  
48 1988  
48 2003

### Most Point After Touchdowns, Opponent, Season

58 1984

### Most Point After Touchdowns, Game

7 vs. Bal., 9/28/69  
7 vs. Pit., 11/23/69  
7 @ T.B., 10/23/88

### Most Point After Touchdowns, Opponent, Game

8 @ StL., 10/6/63  
7 @ Chi., 12/17/61

### Most Consecutive Point After Touchdowns

199 1968-74

## FIELD GOALS

### Most Field Goals Attempted, Season

45 1970  
44 1989  
39 1994, 2015

### Most Field Goals Attempted, Opponent, Season

42 1999

### Fewest Field Goals Attempted, Season

14 1982G  
18 2001\*, 2010\*

**Most Field Goals Attempted, Game**

7 vs. LA Rams, 11/5/89  
 6 vs. N.O., 9/27/70  
 6 @ Chi., 9/23/73  
 6 vs. Cle., 11/4/73  
 6 vs. Cin., 12/25/89  
 6 vs. G.B., 9/26/93  
 6 @ Bal., 12/13/98  
 6 vs. Ind., 9/14/08  
 6 @ Tenn., 9/11/16

**Most Field Goals Attempted, Opponent, Game**

8 vs. Det., 11/13/66

**Most Field Goals Attempted, Both Teams, Game**

10 @ Chi., 9/23/73

**Most Field Goals, Season**

35 1998, 2012  
 34 1994, 2015  
 32 1989

**Most Field Goals, Opponent, Season**

34 2006

**Fewest Field Goals, Season**

8 1977, 1982G  
 12 1978

**Most Field Goals, Game**

7 vs. LA Rams, 11/5/89  
 6 @ Bal., 12/13/98

**Most Field Goals, Opponent, Game**

6 vs. Det., 11/13/66  
 6 @ Det., 10/17/99

**Most Field Goals, Both Teams, Game**

7 vs. Det., 11/13/66  
 7 @ Chi., 9/23/73  
 7 vs. NYG, 11/16/86  
 7 vs. LA Rams, 11/5/89  
 7 vs. G.B., 9/26/93  
 7 vs. Det., 9/20/98  
 7 @ Det., 10/17/99  
 7 vs. Chi., 9/24/06  
 7 vs. Oak., 11/18/07  
 7 vs. Det., 9/25/11  
 7 vs. Jax., 9/9/12  
 7 vs. Jax., 12/11/16

**Most Consecutive Games Scoring, FGs**

31 1968-70

**SAFETIES****Most Safeties, Season**

3 1965, 1981, 2008

**Most Safeties, Opponent, Season**

2 1988, 1995, 1996, 2007, 2014

**Most Safeties, Game**

2 @ Atl., 10/5/03  
 2 vs. G.B., 11/9/08

**FIRST DOWNS****Most First Downs, Season**

351 2004  
 350 2002

**Most First Downs, Opponent, Season**

368 2013

**Most First Downs, Both Teams, Season**

701 2004

**Fewest First Downs, Season**

167 1982G  
 272 2006\*

**Fewest First Downs, Opponent, Season**

158 1969  
 243 1988

**Most First Downs, Game**

34 vs. Bal., 9/28/69  
 33 vs. Det., 11/6/88  
 32 @ G.B., 11/17/91  
 32 vs. N.O., 11/19/95

**Most First Downs, Opponent, Game**

36 vs. N.O., 12/18/11  
 36 @ Mia., 12/21/14

**Most First Downs, Both Teams, Game**

58 @ G.B., 11/24/13

**Fewest First Downs, Game**

3 @ G.B., 12/21/06

**Fewest First Downs, Opponent, Game**

3 @ Det., 11/24/88

**Fewest First Downs, Both Teams, Game**

14 @ Atl., 12/21/69

**Most First Downs, Rushing, Season**

142 1975

**Most First Downs, Rushing, Opponent, Season**

148 1979

**Fewest First Downs, Rushing, Season**

52 1982G  
 66 2016\*

**Fewest First Downs, Rushing, Opponent, Season**

53 1982G  
 53 2006\*

**Most First Downs, Rushing, Game**

19 vs. Chi., 10/17/65

**Most First Downs, Rushing, Opponent, Game**

20 vs. S.F., 10/15/61

**Fewest First Downs, Rushing, Game**

0 vs. Ind., 10/28/96

0 vs. Chi., 12/18/16

**Fewest First Downs, Rushing, Opponent, Game**

0 vs. S.F., 12/14/69

0 @ Det., 11/24/88

0 vs. Det., 1/2/00

0 @ Det., 12/10/06

0 vs. Chi., 11/29/09

**Most First Downs Passing, Season**

225 2004

**Most First Downs Passing, Opponent, Season**

247 2013

**Fewest First Downs Passing, Season**

85 1967

136 1987#

139 2007\*

**Fewest First Downs Passing, Opponent, Season**

80 1977

**Most First Downs, Passing, Game**

24 vs. Bal., 9/28/69

**Most First Downs, Passing, Opponent, Game**

23 vs. N.O., 12/28/11

23 @ Stl., 12/16/12

23 @ Mia., 12/21/14

**Fewest First Downs, Passing, Game**

1 @ G.B., 12/21/06

**Fewest First Downs, Passing, Opponent, Game**

1 vs. Chi., 10/1/67

1 @ S.F., 11/29/76

1 @ Chi., 11/20/77

1 @ Chi., 12/3/06

**Most First Downs, Penalty, Season**

36 1999

**Most First Downs, Penalty, Opponent, Season**

36 2003

**Fewest First Downs, Penalty, Season**

8 1982G

16 1992\*, 1993\*

**Fewest First Downs, Penalty, Opponent, Season**

8 1962

10 1974

**Most First Downs, Penalty, Game**

7 vs. Oak., 11/20/11

6 vs. Oak., 9/14/81

6 vs. S.F., 10/24/99

6 vs. Stl., 11/8/15

**Most First Downs, Penalty, Opponent, Game**

7 @ Chi., 9/25/78

**NET YARDS GAINED****Most Yards Gained, Season**

6,339 2004

6,294 2003

**Most Yards Gained, Opponent, Season**

6,362 2013

**Fewest Yards Gained, Season**

2,879 1982G

4,316 2005\*

**Fewest Yards Gained, Opponent, Season**

2,720 1969

4,091 1988\*

**Most Yards Gained, Game**

622 vs. Bal., 9/28/69

605 @ N.O., 10/17/04

559 vs. S.F., 10/30/66

558 vs. Atl., 9/28/14

**Most Yards Gained, Opponent, Game**

576 @ Bal., 12/16/62

**Most Yards Gained, Both Teams, Game**

1,013 @ Was., 11/2/86

**Fewest Yards Gained, Game**

87 vs. G.B., 11/14/71

**Fewest Yards Gained, Opponent, Game**

60 vs. Atl., 11/9/75

60 @ N.O., 11/16/75

60 @ Det., 11/24/88

**Fewest Yards Gained, Both Teams, Game**

272 vs. LA Rams, 10/26/70

**Most Consecutive Games, 300+ Yards**

36 2002-2004

**Most Consecutive Games, 400+ Yards**

5 2004

**RUSHING****ATTEMPTS****Most Rushing Attempts, Season**

556 1975

551 1966

**Most Rushing Attempts, Opponent, Season**

583 1979

**Fewest Rushing Attempts, Season**

245 1982G

376 2001\*

**Fewest Rushing Attempts, Opponent, Season**

260 1982G

338 1969

352 1995\*

**Most Rushing Attempts, Game**

63 vs. Atl., 11/9/75

**Most Rushing Attempts, Opponent, Game**

65 vs. LA Rams, 9/19/76

**Fewest Rushing Attempts, Game**

9 vs. Ind., 12/18/16

11 vs. G.B., 11/29/81

11 @ N.O., 10/7/01

**Fewest Rushing Attempts, Opponent, Game**

6 vs. Ari., 11/26/06

**YARDS****Most Yards Gained Rushing, Season**

2,634 2007, 2012

2,507 2002

2,343 2003

**Most Yards Gained Rushing, Opponent, Season**

2,667 1961

**Fewest Yards Gained Rushing, Season**

912 1982G

1,205 2016\*

**Fewest Yards Gained Rushing, Opponent, Season**

985 2006\*

1,020 1982G

1,089 1969

**Most Yards Gained Rushing, Game**

378 vs. S.D., 11/4/07

311 @ Chi., 10/14/07

**Most Yards Gained Rushing, Opponent, Game**

343 vs. Chi., 11/20/70

**Most Yards Gained Rushing, Both Teams, Game**

548 vs. LA Rams, 11/5/61

486 vs. Chi., 10/17/65

**Fewest Yards Gained Rushing, Game**

11 vs. Chi., 10/28/96

**Fewest Yards Gained Rushing, Opponent, Game**

-3 @ Det., 12/10/06

4 vs. Sea., 11/22/09

7 @ Mia., 11/19/06

**AVERAGE GAIN****Highest Average Gain Rushing, Season**

5.4 2012

5.3 2002, 2007

5.2 2011

**Lowest Average Gain Rushing, Season**

3.2 1970, 2016

**Highest Average Gain Game (Min. 10 att.)**

9.0 @ Sea., 11/4/12

**TOUCHDOWNS****Most Touchdowns, Rushing, Season**

26 2002

23 2013

**Most Touchdowns, Rushing, Opponent, Season**

29 1961

**Fewest Touchdowns, Rushing, Season**

6 1982G

7 1996\*

**Fewest Touchdowns, Rushing, Opponent, Season**  
 2 1971  
 5 2009\*  
 7 2007, 2015

**Most Touchdowns, Rushing, Game**  
 4 Many Times, last time vs. Atl., 12/28/14

**Most Touchdowns, Rushing, Opponent, Game**  
 5 vs. S.F., 10/15/61  
 5 @ St.L., 12/10/00

**Most Touchdowns, Rushing, Both Teams, Game**  
 7 vs. S.F., 10/15/61  
 7 @ Sea., 9/29/02

## PASSING

**ATTEMPTS**  
**Most Passes Attempted, Season**  
 709 1981

**Most Passes Attempted, Opponent, Season**  
 648 2013

**Fewest Passes Attempted, Season**  
 282 1968  
 432 2007\*

**Fewest Passes Attempted, Opponent, Season**  
 292 1982G  
 312 1977  
 366 1979\*

**Most Passes Attempted, Game**  
 63 @ T.B., 9/5/81  
 63 @ N.E., 10/20/91

**Most Passes Attempted, Opponent, Game**  
 70 @ N.E., 11/13/94

**Most Passes Attempted, Both Teams, Game**  
 112 @ N.E., 11/13/94

**Fewest Passes Attempted, Game**  
 8 @ G.B., 11/27/77

**Fewest Passes Attempted, Opponent, Game**  
 6 @ Chi., 10/23/72

**Fewest Passes Attempted, Both Teams, Game**  
 22 vs. G.B., 11/14/71

### COMPLETIONS

**Most Passes Completed, Season**  
 414 2016

**Most Passes Completed, Opponent, Season**  
 419 2013

**Fewest Passes Completed, Season**  
 150 1967  
 232 1987#  
 249 2007\*

**Fewest Passes Completed, Opponent, Season**  
 149 1967  
 149 1977  
 218 1990\*

**Most Passes Completed, Game**  
 38 vs. Cle., 12/14/80  
 38 vs. G.B., 11/29/81  
 37 @ T.B., 9/5/81  
 37 @ Phi., 9/20/04

**Most Passes Completed, Opponent, Game**  
 45 @ N.E., 11/13/94

**Most Pass Completions, Both Teams, Game**  
 71 @ N.E., 11/13/94

**Fewest Passes Completed, Game**  
 2 @ G.B., 10/15/67

**Fewest Passes Completed, Opponent, Game**  
 2 vs. Chi., 12/3/72

**Fewest Pass Completions, Both Teams, Game**  
 11 vs. G.B., 11/14/71

### YARDS

**Most Yards Gained, Passing, Season**  
 4,516 2004  
 4,333 1981  
 4,328 1988

**Most Yards Gained, Passing, Opponent, Season**  
 4,595 2013

**Fewest Yards Gained, Passing, Season**  
 1,655 1971  
 2,745 2007\*  
 2,751 2012

**Fewest Yards Gained, Passing, Opponent, Season**  
 1,438 1970  
 2,489 1988\*

**Most Yards Gained, Passing, Game**  
 530 vs. Bal., 9/28/69

**Most Yards Gained, Passing, Opponent, Game**  
 486 @ T.B., 12/7/80

**Most Yards Gained, Passing, Both Teams, Game**  
 918 @ S.D., 11/9/03

**Fewest Yards Gained, Passing, Game**  
 21 vs. G.B., 11/14/71  
 21 vs. Det., 12/11/71

**Fewest Yards Gained, Passing, Opponent, Game**  
 -7 @ N.O., 11/16/75

**Fewest Yards Gained, Passing, Both Teams, Game**  
 102 vs. Atl., 11/9/75

### COMPLETION PERCENTAGE

**Highest Completion Percentage, Season**  
 70.4 2016 (414-588)

**Highest Completion Percentage, Opponent, Season**  
 68.2 2011 (367-538)

**Lowest Completion Percentage, Season**  
 44.6 1967 (150 of 336)

**Lowest Completion Percentage, Opponent, Season**  
 45.6 1988 (219 of 480)

**Highest Completion Percentage, Game (10 att.)**  
 87.5 vs. Cin., 11/13/77 (21 of 24)

**Highest Completion Percentage, Opponent, Game (10 att.)**  
 85.2 @ L.A. Raiders, 9/5/93 (23 of 27)  
 84.4 @ St.L., 12/10/00 (27 of 32)

**Highest Completion Percentage, Both Teams, Game**  
 77.6 @ Chi., 9/18/94 (52 of 67)

**Lowest Completion Percentage, Game (10 att.)**  
 18.2 @ G.B., 10/15/67 (2 of 11)

**Lowest Completion Percentage, Opponent, Game**  
 15.3 vs. Chi., 12/3/72 (2 of 13)

**Lowest Completion Percentage, Both Teams, Game**  
 29.8 @ Det., 12/17/67 (14 of 47)

### TOUCHDOWNS

**Most Touchdowns, Passing, Season**  
 41 1998

**Most Touchdowns, Passing, Opponent, Season**  
 37 2013

**Fewest Touchdowns, Passing, Season**  
 9 1971  
 12 2007\*

**Fewest Touchdowns, Passing, Opponent, Season**  
 6 1970  
 11 1993\*

**Most Touchdowns, Passing, Game**  
 7 vs. Bal., 9/28/69  
 6 vs. G.B., 9/28/86

**Most Touchdowns, Passing, Opponent, Game**  
 5 8 times, last vs. N.O., 12/18/11

## SACKS

**TOTAL SACKS**  
**Most Sacks, Season**  
 71 1989  
 51 1992

**Most Sacks, Opponent, Season**  
 64 1984  
 61 1961

**Fewest Sacks, Season**  
 16 1961  
 25 2013\*

**Fewest Sacks, Opponent, Season**  
 19 1974  
 25 1998\*

**Most Sacks, Game**  
 9 vs. Det., 10/6/68  
 9 vs. Chi., 11/2/69  
 9 @ Atl., 12/20/70  
 9 @ Chi., 10/25/93

**Most Sacks, Opponent, Game**  
 11 @ Chi., 10/28/84  
 10 vs. Bal., 9/23/62

**Most Sacks, Both Teams, Game**  
 14 vs. Chi., 11/2/69

### SACK YARDAGE

**Most Sack Yardage, Season**  
 502 1989

**Most Sack Yardage, Opponent, Season**  
 538 1961  
 465 1984\*

**Most Sack Yardage, Game**  
 78 vs. Chi., 11/2/69  
 77 @ Atl., 12/20/70

**Most Sack Yardage, Opponent, Game**  
 104 @ Chi., 12/17/61

**SACK RATIO**  
**Highest Attempts/Sack Ratio, Season**  
 24.4 1981 (709-29)  
 21.7 1994 (673-31)  
 21.1 1974 (400-19)

**Highest Attempts/Sack Ratio, Opponent, Season**  
 22.8 1961 (365-16)  
 20.1 2002 (542-27)  
 20.0 2006 (599-30)

**Fewest Attempts/Sack Ratio, Season**  
 6.2 1961 (377-61)  
 6.8 1964 (326-48)  
 7.1 1962 (348-49)

**Fewest Attempts/Sack Ratio, Opponent, Season**  
 6.9 1989 (488-71)  
 7.0 1963 (404-58)  
 7.2 1968 (323-45)

## INTERCEPTIONS

**TOTAL INTERCEPTIONS**  
**Most Interceptions, Season**  
 36 1988

**Most Interceptions, Opponent, Season**  
 34 1978

**Fewest Interceptions, Season**  
 8 2000, 2001, 2011

**Fewest Interceptions, Opponent, Season**  
 5 2016

**Most Interceptions, Game**  
 6 @ T.B., 10/23/88  
 6 @ Pit., 9/24/95

**Most Interceptions, Opponent, Game**  
 5 Many Times, last @ Cin., 9/18/05

### YARDS

**Most Yards, Season**  
 693 2003  
 589 1988

**Most Yards, Opponent, Season**  
 445 1962  
 427 2010\*

**Fewest Yards, Season**  
 43 2009

**Fewest Yards, Opponent, Season**  
 35 2016\*  
 37 1982G

**Most Yards, Game**  
 169 @ NVC, 11/25/07

**Most Yards, Opponent, Game**  
 176 @ N.O., 9/3/78

**TOUCHDOWNS**  
**Most Touchdowns By Interceptions, Season**  
 6 1992, 2007

**Most Touchdowns By Interceptions, Opponent, Season**  
 4 1967, 2006

## PUNTING

**TOTAL PUNTS**  
**Most Punts, Season**  
 94 2006

**Most Punts, Opponent, Season**  
 100 1969

**Most Punts, Game**  
 12 @ G.B., 11/21/82

**Most Punts, Opponent, Game**  
 12 @ N.O., 11/16/75

**Fewest Punts, Both Teams, Game**  
 1 @ T.B., 10/29/00

**Consecutive Punts, No Blocks**  
 563 1979-87

## AVERAGE YARDAGE

Highest Average Distance, Punting, Season  
46.9 2008

Highest Average Distance, Punting,  
Opponent, Season

47.1 2011

Highest Average Distance, Punting, Game  
(4 punts)

57.5 @ Det., 9/16/07

Highest Average Distance, Punting,  
Opponent, Game (4 punts)

54.9 vs. S.D., 11/4/07

## PUNT RETURNS

### TOTAL RETURNS

Most Punt Returns, Season

59 1988

Most Punt Returns, Opponent, Season

52 1978

Most Punt Returns, Game

9 @ LA Rams, 12/2/79

Most Punt Returns, Opponent, Game

9 @ G.B., 12/21/06

### YARDS GAINED

Most Yards, Punt Returns, Season

553 1988

Most Yards, Punt Returns, Opponent,  
Season

624 2008

Most Yards, Punt Returns, Game

119 @ NVG, 10/21/13

Most Yards, Punt Returns, Opponent,  
Game

176 @ N.O., 10/6/08

### TOUCHDOWNS

Most Touchdowns, Punt Returns, Season

2 2016

Most Touchdowns, Punt Returns,  
Opponent, Season

4 2008

## KICKOFF RETURNS

### TOTAL RETURNS

Most Kickoff Returns, Season

86 1984, 2002

Most Kickoff Returns, Opponent, Season

91 2009

Most Kickoff Returns, Game

9 @ Phil., 11/11/01

9 @ Sea., 9/29/02

Most Kickoff Returns, Opponent, Game

10 @ Bal., 12/13/98

### YARDS GAINED

Most Yards, Kickoff Returns, Season

1,775 1984, 2002

Most Yards, Kickoff Returns,

Opponent, Season

2,060 2009

Most Yards, Kickoff Returns, Game

247 vs. G.B., 10/27/13

Most Yards, Kickoff Returns, Opponent,  
Game

367 @ Bal., 12/13/98

### TOUCHDOWNS

Most Touchdowns, Kickoff Returns, Season

2 1999, 2009, 2013, 2015

Most Touchdowns, Kickoff Returns,  
Opponent, Season

4 1998

## FUMBLES

### TOTAL FUMBLES

Most Fumbles, Season

44 1963

Most Fumbles, Opponent, Season

50 1963

Fewest Fumbles, Season

10 1998

11 2014

Fewest Fumbles, Opponent, Season

16 2002

Most Fumbles, Game

8 @ S.F., 10/24/65

Most Fumbles, Opponent, Game

10 vs. Det., 11/12/67

### FUMBLES LOST

Most Fumbles Lost, Season

25 1965

Most Fumbles Lost, Opponent, Season

31 1963

Fewest Fumbles Lost, Season

2 2014

3 1980

Fewest Fumbles Lost, Opponent, Season

6 2014

7 2002, 2003

Most Fumbles Lost, Game

5 @ Atl., 12/21/69

5 @ Det., 12/9/62

Most Fumbles Lost, Opponent, Game

6 vs. Det., 11/24/63

6 vs. S.F., 10/15/61

Most Consecutive Games without Losing  
Fumble

10 1998-99

## PENALTIES

### TOTAL PENALTIES

Most Penalties, Season

137 2002

Most Penalties, Opponent, Season

137 2005

Fewest Penalties, Season

36 1961

70 2013\*

Fewest Penalties, Opponent, Season

47 1972

81 1994\*

Most Penalties, Game

16 @ Det., 12/19/82

Most Penalties, Opponent, Game

17 @ Cin., 9/18/05

Fewest Penalties, Game

0 6 times, last vs. Chi., 12/3/72

Fewest Penalties, Opponent, Game

0 @ G.B., 11/27/77

0 @ Chi., 10/23/72

### YARDS PENALIZED

Most Yards Penalized, Season

1,139 2002

Most Yards Penalized, Opponent, Season

1,167 1998

Fewest Yards Penalized, Season

375 1961

565 1990\*

Fewest Yards Penalized, Opponent, Season

399 1982G

614 1994\*

Most Yards Penalized, Game

173 @ L.A. Rams, 9/12/67

Most Yards Penalized, Opponent, Game

169 @ Det., 10/25/98

Fewest Yards Penalized, Game

0 6 times, last vs. Chi., 12/3/72

Fewest Yards Penalized, Opponent, Game

0 3 times, last @ NVJ, 11/23/97

## BLOCKED KICKS

Most, Season

13 1976, 1979

Most, Season, Opponent

6 1961, 1974

Most, Game

4 @ T.B., 11/25/79 (2 pat, 1-fig, 1 punt)


Most, Season, Opponent

2 vs. Dal., 10/20/68 (2-fgs)

2 vs. Buf., 12/9/79 (1-fig, 1 punt)

2 @ Atl., 12/15/85 (2-fgs)

2 vs. Chi., 10/28/96 (1 punt, 1-fig)



The Vikings celebrated winning the 1973 NFC Championship Game in Texas Stadium with a 27-10 victory over the host Cowboys. The team advanced to Super Bowl VIII against Miami.



# VIKINGS TOUCHDOWNS BY SEASON

Year	Offensive			Defensive			Special Teams					
	Rush	Pass	Fumble	Int	Fumble	Total	Punt	Kick	Blk Punt	Blk FG	Total	
1961	14	22	0	36	0	0	0	1	0	0	0	1
1962	7	22	0	25	1	1	2	0	0	0	0	0
1963	17	16	0	33	2	2	4	1	1	0	0	2
1964	14	23	0	37	4	1	5	0	0	0	0	0
1965	19	21	0	40	2	0	2	0	1	1	0	2
1966	15	18	0	33	1	0	1	0	0	0	0	0
1967	10	11	0	21	2	1	3	0	1	0	0	1
1968	19	11	0	30	1	0	1	1	0	0	0	1
1969	15	24	1	40	2	0	2	0	0	1	0	1
1970	16	12	0	28	2	3	5	0	0	2	0	2
1971	14	9	0	23	1	1	2	0	0	0	0	0
1972	11	19	0	30	2	2	4	0	0	0	0	0
1973	14	16	0	30	2	0	2	0	0	1	0	1
1974	17	22	0	39	0	1	1	0	0	0	0	0
1975	18	27	1	46	0	2	2	0	0	0	0	0
1976	18	17	0	35	0	0	0	0	0	1	0	1
1977	9	19	0	28	0	1	1	0	0	1	0	1
1978	10	25	0	35	0	1	1	0	0	1	0	1
1979	9	23	0	32	0	0	0	0	0	0	0	0
1980	14	22	0	36	2	0	2	0	1	0	0	1
1981	8	27	0	35	0	1	1	0	1	0	0	1
1982	6	15	0	21	1	1	2	0	0	0	0	0
1983	17	15	0	32	0	1	1	0	0	1	0	1
1984	10	18	0	28	1	2	3	0	0	0	0	0
1985	19	22	0	41	1	1	2	0	0	0	0	0
1986	14	31	0	45	2	0	2	0	0	1	0	1
1987	20	21	0	41	0	0	0	1	0	0	0	1
1988	22	20	0	42	5	2	7	0	0	0	0	0
1989	12	17	0	29	2	4	6	0	1	0	0	1
1990	10	25	0	35	2	2	4	0	0	0	0	0
1991	18	16	0	34	2	0	2	0	0	0	0	0
1992	19	18	0	37	6	2	8	0	0	0	0	0
1993	8	18	0	26	2	0	2	0	0	0	0	0
1994	11	18	0	29	4	3	7	0	0	0	0	0
1995	10	33	0	43	2	2	4	1	0	0	0	1
1996	7	24	0	31	1	0	1	1	0	0	0	1
1997	14	26	0	40	0	2	2	0	0	0	0	0
1998	17	41	0	58	3	2	5	0	1	0	0	1
1999	13	32	0	45	1	0	1	1	2	0	0	3
2000	14	33	0	47	0	0	0	0	0	0	0	0
2001	10	23	0	33	1	1	2	0	0	0	0	0
2002	26	19	0	45	1	0	1	0	0	0	0	0
2003	15	32	0	47	4	0	4	0	0	0	0	0
2004	8	39	0	47	1	1	2	1	0	0	0	1
2005	10	18	0	28	3	0	3	1	1	0	0	2
2006	12	13	1	26	3	2	5	1	0	0	0	1
2007	22	12	0	34	6	2	8	0	1	0	0	1
2008	15	22	0	37	0	2	2	1	0	0	1	2
2009	19	34	0	53	0	1	1	0	2	0	0	2
2010	16	14	0	30	1	1	2	0	1	0	0	1
2011	18	20	0	38	0	0	0	0	1	0	0	1
2012	16	18	0	34	3	0	3	1	1	0	0	2
2013	23	18	0	41	0	1	1	1	2	0	0	3
2014	12	17	1	30	2	1	3	0	0	2	0	2
2015	18	14	0	32	2	1	3	1	2	0	0	3
2016	9	20	0	29	2	2	4	2	1	0	0	3



The 1975 Vikings offense scored 46 TDs, a team record that stood until 1998 when the new record was established with 58.

KICKOFF  
EXECUTIVES  
COACHES  
STAFF  
PLAYERS  
ROOKIES  
2016 SEASON  
RECORDS  
PLAYOFF RECORDS  
HISTORY  
EXTRA POINTS

## VIKINGS IN FINAL NFL OFFENSIVE/DEFENSIVE RANKINGS (YARDS GAINED/ALLOWED)

Year	Offense			Defense		
	Total	Rush	Pass	Total	Rush	Pass
1961	12	7	13	14	14	13
1962	12	6	11	12	10	11
1963	11	4	12	9	7	10
1964	6	2	11	10	5	13
1965	4	2	8	7	9	6
1966	4	3	7	6	7	2
1967	14	9	14	6	15	3
1968	14	6	15	5	11	3
1969	10	4	12	*1	2	*1
1970	19	14	14	*1	5	*1
1971	23	17	25	2	6	3
1972	12	20	3	5	16	*1
1973	7	6	14	12	11	12
1974	3	15	2	10	5	18
1975	5t	10	3	*1	*1	*1
1976	6	18	4	6	17	*1
1977	14	21	6	11	21	3
1978	17	28	2	14	10	19
1979	19	23	12	18	26	11
1980	11	27	3	26	25	24
1981	6	28	2	17t	15	18
1982	14	22	5	19	14	19
1983	20	20	13	19	25	6
1984	25	18	22	28	27	26
1985	16	27	7	16	22	15
1986	4	16	5	11	13	13
1987	15	11	20	10	11	16
1988	7	20	4	*1	5	2
1989	14	7	17	*1	11	*1
1990	12	15	11	13	21	3
1991	10	4	21	14	20	13
1992	11	7	18	8	14	7
1993	17	21	14	*1	6	6
1994	3	20	3	5	*1	21
1995	4	16	5	20	4	28
1996	12	24	8	16	24	9
1997	8	6	14	29	23	29
1998	2	11	*1	13	11	19
1999	3	14	5	27	14	30
2000	5	6	7	28	15	28
2001	12	25	7	27	30	18
2002	2	*1	9	26	10	29
2003	*1	4	4	23	17	26
2004	4	18	2	28	21	29
2005	25	27	20	21	19	22
2006	23	16	18	8	*1	31T
2007	13	*1	28	20	*1	32
2008	17	5	25	6	*1	18
2009	5	13	8	6	2	19
2010	23	10	26	8	9	10
2011	18	4	28	21	11	26
2012	20	2	31	16	11	24
2013	13	8	23	31	16	31
2014	27	14	28	14	25	7
2015	29	4	31	13	17	12
2016	28	32	18	3	20	3

\* Led NFL



The 1969 and 1970 Vikings defense ranked #1 for the first time in team history, led by Karl Kasule (29) and Lonnie Warwick (59).

# VIKINGS OPENING DAY RESULTS (ALL-TIME RECORD 32-24-1)

DATE	OPPONENT (ATTENDANCE)	RESULT	HEAD COACH	STARTING QB	FINAL RECORD
9/17/1961	vs. Chicago (32,236)	W, 37-13	Norm Van Brocklin	George Shaw	3-11
9/16/1962	at Green Bay (38,669)	L, 7-34	Norm Van Brocklin	Fran Tarkenton	2-11-1
9/15/1963	at San Francisco (30,781)	W, 24-20	Norm Van Brocklin	Fran Tarkenton	5-8-1
9/13/1964	vs. Baltimore Colts (35,563)	W, 34-24	Norm Van Brocklin	Fran Tarkenton	8-5-1
9/19/1965	at Baltimore Colts (56,562)	L, 16-35	Norm Van Brocklin	Fran Tarkenton	7-7
9/11/1966	at San Francisco (29,312)	T, 20-20	Norm Van Brocklin	Fran Tarkenton	4-9-1
9/17/1967	vs. San Francisco (39,638)	L, 21-27	Bud Grant	Ron VanderKelen	3-8-3
9/14/1968	vs. Atlanta (45,563)	W, 47-7	Bud Grant	Joe Kapp	8-6#6
9/21/1969	at NY Giants (62,900)	L, 23-24	Bud Grant	Gary Luozzo	12-2#6
9/20/1970	vs. Kansas City (47,900)	W, 27-10	Bud Grant	Gary Luozzo	12-2#6
9/20/1971	at Detroit (54,418)	W, 16-13	Bud Grant	Gary Luozzo	11-3#6
9/18/1972	vs. Washington (47,900)	L, 24-14	Bud Grant	Fran Tarkenton	7-7
9/16/1973	vs. Oakland (46,619)	W, 24-16	Bud Grant	Fran Tarkenton	12-2#6
9/15/1974	at Green Bay (56,312)	W, 32-17	Bud Grant	Fran Tarkenton	10-4#6
9/21/1975	vs. San Francisco (48,418)	W, 27-17	Bud Grant	Fran Tarkenton	12-2#6
9/12/1976	at New Orleans (58,156)	W, 40-9	Bud Grant	Fran Tarkenton	11-2-1#6
9/18/1977	vs. Dallas (47,678)	L, 10-16 (OT)	Bud Grant	Fran Tarkenton	9-5#6
9/3/1978	at New Orleans (54,187)	L, 24-31	Bud Grant	Fran Tarkenton	8-7-1#6
9/2/1979	vs. San Francisco (46,539)	W, 28-22	Bud Grant	Tommy Kramer	7-9
9/7/1980	vs. Atlanta (44,733)	W, 24-23	Bud Grant	Tommy Kramer	9-7#6
9/5/1981	at Tampa Bay (66,287)	L, 13-21	Bud Grant	Steve Dils	7-9
9/12/1982	vs. Tampa Bay (58,440)	W, 17-10	Bud Grant	Tommy Kramer	5-4#
9/4/1983	at Cleveland (70,087)	W, 27-21	Bud Grant	Tommy Kramer	8-8
9/2/1984	vs. San Diego (57,276)	L, 13-42	Les Steckel	Tommy Kramer	3-13
9/8/1985	vs. San Francisco (57,375)	W, 28-21	Bud Grant	Tommy Kramer	7-9
9/7/1986	vs. Detroit (54,851)	L, 10-13	Jerry Burns	Tommy Kramer	9-7
9/13/1987	vs. Detroit (57,061)	W, 34-19	Jerry Burns	Wade Wilson	8-7#
9/4/1988	at Buffalo (76,783)	L, 10-13	Jerry Burns	Wade Wilson	11-5#
9/10/1989	vs. Houston (54,015)	W, 38-7	Jerry Burns	Wade Wilson	10-6#6
9/9/1990	at Kansas City (68,363)	L, 21-24	Jerry Burns	Wade Wilson	6-10
9/1/1991	at Chicago (64,112)	L, 6-10	Jerry Burns	Wade Wilson	8-8
9/6/1992	at Green Bay (58,617)	W, 23-20 (OT)	Dennis Green	Rich Gannon	11-5#6
9/5/1993	at LA Raiders (44,120)	L, 7-24	Dennis Green	Jim McMahon	9-7#
9/4/1994	at Green Bay (59,487)	L, 10-16	Dennis Green	Warren Moon	10-6#6
9/3/1995	at Chicago (63,036)	L, 14-31	Dennis Green	Warren Moon	8-8
9/1/1996	vs. Detroit (52,972)	W, 17-13	Dennis Green	Warren Moon	9-7#
8/31/1997	at Buffalo (79,139)	W, 34-13	Dennis Green	Brad Johnson	9-7#
9/6/1998	vs. Tampa Bay (62,538)	W, 31-7	Dennis Green	Brad Johnson	15-1#6
9/12/1999	at Atlanta (69,555)	W, 17-14	Dennis Green	Randall Cunningham	10-6#
9/3/2000	vs. Chicago (64,104)	W, 30-27	Dennis Green	Daunte Culpepper	11-5#6
9/9/2001	vs. Carolina (64,108)	L, 13-24	Dennis Green	Daunte Culpepper	5-11
9/8/2002	at Chicago (63,226) *	L, 23-27	Mike Tice	Daunte Culpepper	6-10
9/7/2003	at Green Bay (70,505)	W, 30-25	Mike Tice	Daunte Culpepper	9-7
9/12/2004	vs. Dallas (64,105)	W, 35-17	Mike Tice	Daunte Culpepper	8-8#
9/11/2005	vs. Tampa Bay (63,939)	L, 13-24	Mike Tice	Daunte Culpepper	9-7
9/11/2006	at Washington (90,608)	W, 19-16	Brad Childress	Brad Johnson	6-10
9/9/2007	vs. Atlanta (62,815)	W, 24-3	Brad Childress	Tarvaris Jackson	8-8
9/8/2008	at Green Bay (71,004)	L, 19-24	Brad Childress	Tarvaris Jackson	10-6#6
9/13/2009	at Cleveland (70,560)	W, 34-20	Brad Childress	Brett Favre	12-4#6
9/9/2010	at New Orleans (70,051)	L, 9-14	Brad Childress	Brett Favre	6-10
9/11/2011	at San Diego (66,716)	L, 17-24	Leslie Frazier	Donovan McNabb	3-13
9/9/2012	vs. Jacksonville (56,607)	W, 26-23 (OT)	Leslie Frazier	Christian Ponder	10-6#
9/8/2013	at Detroit (62,461)	L, 24-34	Leslie Frazier	Christian Ponder	5-10-1
9/7/2014	at St. Louis (55,919)	W, 34-6	Mike Zimmer	Matt Cassel	7-9
9/14/2015	at San Francisco (70,499)	L, 3-20	Mike Zimmer	Teddy Bridgewater	11-5#6
9/11/2016	at Tennessee (63,816)	W, 25-16	Mike Zimmer	Shaun Hill	8-8

\* at Champaign, IL # qualified for playoffs & won division

## VIKINGS OPENING DAY HIGHS

### PASSING YARDS

- 395 ..... Tommy Kramer ..... vs. Atl., 9/7/80
- 361 ..... Steve Dils ..... at T.B., 9/5/81
- 297 ..... Tommy Kramer ..... vs. S.F., 9/2/79

### PASSING TDs

- 5 ..... Daunte Culpepper ..... vs. Dal., 9/12/04
- 4 ..... Tommy Kramer ..... vs. S.F., 9/2/79
- 4 ..... Fran Tarkenton ..... vs. Chi., 9/17/61

### RUSHING YARDS

- 180 ..... Adrian Peterson ..... at Cle., 9/13/09
- 169 ..... Robert Smith ..... at Buf., 8/31/97
- 140 ..... Terry Allen ..... at K.C., 9/9/90

### RUSHING TDs

- 3 ..... Adrian Peterson ..... at Cle., 9/13/09
- 3 ..... Daunte Culpepper ..... vs. Chi., 9/3/00

### LONGEST RUNS

- 781 ..... Robert Smith ..... at Buf., 8/31/97
- 787 ..... Adrian Peterson ..... at Det., 9/8/13
- 73 ..... Dave Osborn ..... vs. S.F., 9/17/67

### RECEIVING YARDS

- 160 ..... Ahmad Rashad ..... vs. Atl., 9/7/80
- 152 ..... Gene Washington ..... at NYG, 9/21/69
- 152 ..... Ahmad Rashad ..... vs. S.F., 9/2/79

**BOLD** - Active in 2016 for Vikings

### RECEIVING TDs

- 4 ..... Ahmad Rashad ..... vs. S.F., 9/2/79
- 2 ..... Rickey Young ..... at N.O., 9/3/78
- 2 ..... Herschel Walker ..... at K.C., 9/9/90

### PASS RECEPTIONS

- 12 ..... Rickey Young ..... at N.O., 9/3/78
- 12 ..... Ted Brown ..... at T.B., 9/5/81
- 11 ..... Ahmad Rashad ..... vs. Atl., 9/7/80

### LONGEST RECEPTIONS

- 73 ..... Anthony Carter ..... vs. Det., 9/13/87
- 66 ..... Randy Moss ..... vs. Chi., 9/3/00
- 63 ..... Antonio Smith ..... vs. Dal., 9/12/04

### COMBINED NET YARDS

- 200 ..... Herschel Walker ..... at K.C., 9/9/90
- 198 ..... Adrian Peterson ..... at Cle., 9/13/09
- 193 ..... Terry Allen ..... at K.C., 9/9/90

### QB SACKS

- 3.0 ..... Keith Millard ..... vs. Hou., 9/10/89
- 2.0 ..... Brian Robison ..... vs. Atl., 9/9/07
- 2.0 ..... John Randle ..... at Buf., 8/31/97
- 2.0 ..... Everson Griffen ..... at Stl., 9/7/14

### TOTAL TACKLES

- 21 ..... Ed McDaniel ..... at G.B., 9/4/94
- 16 ..... Jeff Siemon ..... at N.O., 9/3/78
- 16 ..... Husain Abdullah ..... at S.D., 9/11/11

### INTERCEPTIONS

- 2 ..... Larry Vargo ..... at Bal., 9/19/65
- 2 ..... Paul Krause ..... vs. Was., 9/18/72
- 2 ..... Jeff Siemon ..... vs. Was., 9/18/72

### LONGEST INTERCEPTION RETURNS

- 88 ..... Darren Sharper ..... vs. T.B., 9/11/05
- 81** ..... Harrison Smith ..... at Stl., 9/7/14
- 77 ..... Brian Williams ..... at G.B., 9/7/03
- 77** ..... Eric Kendricks ..... at Tenn., 9/11/16

### LONGEST KICKOFF RETURNS

- 103 ..... Percy Harvin ..... at S.D., 9/11/11
- 71 ..... Clinton Jones ..... at NYG, 9/21/69
- 61** ..... Cordarrelle Patterson ..... at Tenn., 9/11/16

### LONGEST PUNT RETURNS

- 36 ..... Darius Reynaud ..... at Cle., 9/13/09
- 29 ..... Leonard Willis ..... at N.O., 9/12/76
- 27 ..... Melwede Moore ..... at Was., 9/11/06

### LONGEST FIELD GOALS

- 55 ..... Blair Walsh ..... vs. Jax., 9/9/12
- 53 ..... Paul Edinger ..... vs. T.B., 9/11/05
- 52 ..... Jan Stenerud ..... vs. S.D., 9/2/84
- 52 ..... Blair Walsh ..... at Det., 9/8/13
- 52 ..... Blair Walsh ..... at Stl., 9/7/14

### LONGEST PUNTS

- 77 ..... Mike Mercer ..... at G.B., 9/16/62
- 65 ..... Randall Cunningham ..... at Buf., 8/31/97



**OFFICIAL BEER  
SPONSOR OF THE  
MINNESOTA VIKINGS**

**GREAT BEER  
GREAT RESPONSIBILITY®**

©2016 MILLER BREWING CO., MILWAUKEE, WI

# PLAYOFF RECORDS

## VIKINGS ALL-TIME PLAYOFF LEADERS

### PASSING (MINIMUM 100 ATTEMPTS)

Player	G	Att.	Cmp.	Pct.	Yds.	TD	Lg	Int	Rtg
1. Cunningham, R. (1997-99)	5	151	79	52.3	1,036	9	66t	3	85.9
2. Kapp, Joe (1967-69)	4	101	61	60.3	835	3	28	3	84.4
3. Culpepper, D. (1999-05)	4	134	73	54.5	980	8	68t	5	82.3
4. Wilson, Wade (1981-91)	6	185	99	53.5	1,322	7	63	6	75.6
5. Tarkenton, Fran. (1961-66, 72-78)	11	292	149	51.0	1,803	11	57	17	58.6

### RUSHING

Player	G	Att.	Yds.	Avg.	Lg	TD
1. Foreman, Chuck (1973-79)	13	229	860	3.8	62	7
2. Smith, Robert (1993-00)	9	145	590	4.1	27	1
3. Peterson, Adrian (2007-16)	5	116	412	3.6	40t	5
4. Osborn, Dave (1965-75)	13	109	380	3.5	22	5
5. Reed, Oscar (1968-74)	9	56	229	4.1	46	0
6. Nelson, Darrin (1982-89, '91-92)	7	46	170	3.7	14	0
7. Brown, Ted (1979-86)	3	42	160	3.8	18t	3
8. Kapp, Joe (1967-69)	4	27	160	5.9	19	2
9. Hoard, Leroy (1996-99)	6	41	155	3.8	12	4
10. Brown, Bill (1962-74)	12	42	139	3.3	19	1

### RECEIVING

Player	G	No.	Yds.	Avg.	Lg	TD
1. Carter, Kris (1990-01)	12	60	842	14.0	66t	8
2. Foreman, Chuck (1973-79)	13	45	447	9.9	57	0
3. Carter, Anthony (1985-93)	8	37	644	17.4	63	1
4. Moss, Randy (1998-04)	8	35	723	20.7	68t	9
5. Voigt, Stu (1970-80)	14	30	362	12.1	28	3
6. Jordan, Steve (1982-94)	11	26	343	13.2	36	1
7. Henderson, John (1968-72)	6	23	309	13.4	46	0
8. Reed, Jake (1991-99, '01)	8	21	353	16.8	53	2
9t. Rashad, Ahmad (1976-82)	7	20	278	13.9	35	1
9t. Smith, Robert (1993-00)	9	20	153	7.7	32	1

### PUNTING (MINIMUM 20 PUNTS)

Player	G	No.	Avg.	Lg	Blk
1. Kluge, Chris (2005-12)	4	22	45.2	61	0
2. Berger, Mitch (1996-01)	9	41	40.1	63	0
3. Clabo, Neil (1975-77)	4	41	38.6	52	0
4. Coleman, Greg (1978-87)	4	20	38.3	46	1
5. Eischeid, Mike (1972-74)	6	31	38.1	52	1

### INTERCEPTIONS

Player	G	No.	Yds.	Avg.	Lg	TD
1. Bryant, Bobby (1967-80)	14	6	80	13.3	63t	1
2t. Browner, Joey (1983-91)	6	3	40	13.3	26	0
2t. Wright, Jeff (1971-77)	12	3	34	11.3	18	0
2t. Wright, Nate (1971-80)	12	3	26	8.7	26	0
2t. Turner, John (1979-83, 85, 87)	4	3	25	8.3	17	0
2t. Krause, Paul (1968-79)	19	3	14	4.7	14	0
2t. Griffith, Robert (1994-01)	8	3	46	15.3	31	0
8t. Rutland, Reggie (1987-92)	6	2	45	22.5	45t	1
8t. Hilgenberg, Wally (1968-79)	19	2	0	0.0	0	0
8t. Tate, Robert (1997-01)	5	2	5	2.5	4	0

### PUNT RETURNS (MINIMUM 10 RETURNS)

Player	G	No.	Yds.	Avg.	Lg	TD
1. Carter, Anthony (1985-93)	8	17	259	15.2	84t	1

### KICKOFF RETURNS (MINIMUM 10 RETURNS)

Player	G	No.	Yards	Avg.	Long	TD
1. Palmer, David (1994-00)	6	22	517	23.5	51	0
2. West, Charlie (1968-73)	8	18	387	21.5	51	0
3. Nelson, Darrin (1982-89, 91-92)	8	11	233	21.2	34	0

### SCORING

Player	G	TD	PAT	FG	2pt	Tot
1. Cox, Fred (1963-77)	19	--	38	11	--	71
2. Moss, Randy (1998-04)	8	9	--	--	--	54
3. Carter, Kris (1990-01)	12	8	--	--	--	1 50
4. Anderson, Gary (1988-02)	6	--	17	9	--	44
5. Nelson, Chuck (1986-88)	5	--	13	10	--	43
6. Foreman, Chuck (1973-79)	13	6	--	--	--	36
7t. White, Sammy (1976-86)	9	5	--	--	--	30
7t. Gilliam, John (1972-75)	7	5	--	--	--	30
7t. Osborn, Dave (1965-75)	14	5	--	--	--	30
7t. Hoard, Leroy (1996-99)	7	5	--	--	--	30
7t. Peterson, Adrian (2007-16)	5	5	--	--	--	30

### FIELD GOALS (MINIMUM 10 MADE)

Player	G	Att.	Made	Pct.	Lg
1. Nelson, Chuck (1986-88)	5	11	10	.909	47
2. Cox, Fred (1963-77)	19	18	11	.611	44

## BIG DAYS/PLAYOFFS

### 100 YARDS RUSHING

140	Robert Smith vs. Dal., 1/9/00
124	Robert Smith vs. Ari., 1/10/99
122	Adrian Peterson @ N.O., 1/24/10
118	Chuck Foreman vs. LA Rams, 12/26/76
114	Chuck Foreman vs. Stl., 12/21/74
108	Dave Osborn vs. Cle., 1/4/70
105	Chuck Foreman vs. Was., 12/18/76
101	Brent McClanahan vs. Was., 12/18/76
101	Chuck Foreman @ LA Rams, 12/26/77

### 250 YARDS PASSING

424	Jeff George @ Stl., 1/16/00
331	Randall Cunningham @ S.F., 1/3/98
316	Daunte Culpepper @ Phi., 1/16/05
310	Brett Favre @ N.O., 1/24/10
302	Daunte Culpepper vs. N.O., 1/6/01
298	Wade Wilson @ S.F., 1/9/88
292	Warren Moon vs. Chi., 1/1/95
287	Joe Kapp @ Balt., 12/22/68
284	Daunte Culpepper @ G.B., 1/9/05
266	Randall Cunningham vs. Atl., 1/17/99
255	Wade Wilson @ S.F., 1/1/89
253	Tommy Kramer vs. Atl., 1/9/83
253	Wade Wilson vs. LA Rams, 12/26/88
252	Tommy Kramer @ Was., 1/15/83

### 100 YARDS RECEIVING

227	Anthony Carter @ S.F., 1/9/88
188	Randy Moss @ Stl., 1/16/00
159	Amp Lee vs. Chi., 1/1/95
149	Steve Jordan @ S.F., 1/6/90
141	Sidney Rice vs. Dal., 1/17/10
127	Randy Moss vs. Dal., 1/9/00
121	Randy Moss vs. N.O., 1/6/01
120	Gene Washington vs. Cle., 1/4/70
120	Cris Carter vs. N.O., 1/6/01
119	Marcus Robinson @ Phi., 1/19/05
114	Jake Reed @ S.F., 1/3/98
111	John Henderson vs. K.C., 1/11/70
111	Cris Carter @ Stl., 1/16/00
102	Anthony Carter vs. LA Rams, 12/26/88
102	Bernard Berrian @ N.O., 1/24/10

**BOLD** - Active in 2016 for Vikings

# INDIVIDUAL PLAYOFF RECORDS

## COACHES

### Playoff Seasons

- 12 Bud Grant, 1968-71, 73-78, 80, 82
- 8 Dennis Green, 1992-94, 96-00
- 3 Jerry Burns, 1987-89
- 2 Brad Childress, 2008-09

### Consecutive Playoff Seasons

- 6 Bud Grant, 1973-78
- 5 Dennis Green, 1996-00
- 4 Bud Grant, 1968-71
- 3 Dennis Green, 1992-94
- 3 Jerry Burns, 1987-89
- 2 Brad Childress, 2008-09

## SERVICE

### Most Seasons

- 11 Ron Yary, 1968-71, 1973-78, 80
- 10 Carl Eller, 1968-71, 1973-78
- 10 Wally Hilgenberg, 1968-71, 1973-78
- 10 Paul Krause, 1968-71, 1973-78
- 10 Jim Marshall, 1968-71, 1973-78
- 10 Mick Tingelhoff, 1968-71, 1973-78

### Most Games Played

- 20 Ron Yary, 1968-81
- 19 Carl Eller, 1964-78
- 19 Wally Hilgenberg, 1968-79
- 19 Paul Krause, 1968-79
- 19 Jim Marshall, 1968-79
- 19 Mick Tingelhoff, 1968-79

### Most Consecutive Games Played

- 20 Ron Yary, 1968-80
- 19 Wally Hilgenberg, 1968-78
- 19 Jim Marshall, 1968-78
- 19 Mick Tingelhoff, 1968-78
- 18 Carl Eller, 1968-78
- 18 Paul Krause, 1968-78

### Most Games Started

- 19 Jim Marshall, 1968-79
- 19 Mick Tingelhoff, 1968-79
- 19 Carl Eller, 1968-78
- 19 Paul Krause, 1968-79

### Most Consecutive Games Started

- 19 Carl Eller, 1968-78
- 19 Jim Marshall, 1968-79
- 19 Mick Tingelhoff, 1968-78
- 19 Paul Krause, 1968-79

## SCORING

### Total Points

- 18 Adrian Peterson @ N.O., 1/24/10
- 18 Sidney Rice vs. Dal., 1/17/10
- 18 Leroy Hoard vs. Ari., 1/10/99
- 18 Chuck Nelson @ S.F., 1/9/88

### Touchdowns

- 3 Adrian Peterson @ N.O., 1/24/10
- 3 Sidney Rice vs. Dal., 1/17/10
- 3 Leroy Hoard vs. Ari., 1/10/99

### Field Goals Made

- 5 Chuck Nelson @ S.F., 1/9/88
- 3 Rick Danmeier vs. Atl., 1/9/83
- 3 Chuck Nelson @ N.O., 1/3/88
- 3 Eddie Murray @ NevC, 12/27/97
- 3 Blair Walsh vs. SEA, 1/10/16

### Longest Field Goal

- 52 Fuad Revezil @ NYG, 1/9/94

### Field Goals Attempted

- 5 Chuck Nelson @ S.F., 1/9/88 (5 FG)

### Extra Points Attempted-Made

- 5-5 Fred Cox vs. Wash., 12/18/76
- 5-5 Chuck Nelson @ N.O., 1/3/88
- 5-5 Gary Anderson vs. Ari., 1/10/99

## RUSHING

### Yards

- 140 Robert Smith vs. Dal., 1/9/00
- 124 Robert Smith vs. Ari., 1/10/99
- 122 Adrian Peterson @ N.O., 1/24/10

### Rushing Attempts

- 31 Chuck Foreman @ LA Rams, 12/26/77

### Touchdowns Rushing

- 3 Adrian Peterson @ N.O., 1/24/10
- 2 Dave Osborn vs. LA Rams, 12/27/69
- 2 Chuck Foreman vs. Was., 12/18/76
- 2 Alfred Anderson vs. LA Rams, 12/26/88
- 2 Leroy Hoard vs. Ari., 1/10/99
- 2 Adrian Peterson vs. Phi., 1/4/09

## Rushing Average (Min. 10 Attempts)

- 7.9 Chuck Foreman vs. LA Rams, 12/26/76 (15-18)
- 6.5 Robert Smith vs. Ari., 1/10/99 (19-124)
- 6.0 Dave Osborn vs. Cle., 1/4/70 (18-108)

### Longest Run

- 62 Chuck Foreman vs. LA Rams, 12/26/76
- 46 Oscar Reed vs. Was., 12/22/73
- 41 Brent McClanahan vs. Was., 12/18/76
- 40 Adrian Peterson vs. Phi., 1/4/09 (td)
- 30 Chuck Foreman vs. Was., 12/18/76 (td)
- 30 Daunte Culpepper vs. N.O., 1/6/01

## PASSING

### Passing Yards

- 424 Jeff George @ Stl., 1/16/00
- 331 Randall Cunningham @ S.F., 1/3/98
- 316 Daunte Culpepper @ Phi., 1/16/05
- 310 Brett Favre @ N.O., 1/24/10
- 302 Daunte Culpepper vs. N.O., 1/6/01

### Pass Attempts

- 52 Warren Moon vs. Chi., 1/1/95
- 48 Randall Cunningham vs. Atl., 1/17/99

### Pass Completions

- 29 Warren Moon vs. Chi., 1/1/95
- 29 Randall Cunningham vs. Atl., 1/17/99
- 29 Jeff George @ Stl., 1/16/00

### Touchdown Passes

- 4 Jeff George @ Stl., 1/16/00
- 4 Daunte Culpepper @ G.B., 1/9/05
- 4 Brett Favre vs. Dal., 1/17/10
- 3 Fran Tarkenton vs. Was., 12/18/76
- 3 Randall Cunningham @ S.F., 1/3/98
- 3 Randall Cunningham vs. Ari., 1/10/99
- 3 Jeff George vs. Dal., 1/9/00
- 3 Daunte Culpepper vs. N.O., 1/6/01

### Passes Had Intercepted

- 5 Tommy Kramer @ Phi., 1/3/81

### Completion Percentage

#### (Min. 15 attempts)

- 72.2 Rich Gannon @ S.F., 1/6/90 (13-18)
- 70.8 Teddy Bridgewater vs. Sea., 1/10/16 (17-24)
- 65.5 Daunte Culpepper @ G.B., 1/9/05 (19-29)

### Longest Completion

- 75 Joe Kapp to Gene Washington vs. Cle., 1/4/70, (td)
- 68 Daunte Culpepper to Randy Moss vs. N.O., 1/6/01 (td)
- 68 Daunte Culpepper to Moe Williams, @ G.B., 1/9/05 (td)
- 66 Randall Cunningham to Cris Carter @ S.F., 1/3/98

### Most Times Sacked

- 8 Wade Wilson @ Was., 1/17/88

## PASS RECEIVING

### Receptions

- 11 Amp Lee vs. Chi., 1/1/95
- 10 Anthony Carter @ S.F., 1/9/88

### Receiving Yards

- 227 Anthony Carter @ S.F., 1/9/88
- 188 Randy Moss @ Stl., 1/16/00

### Touchdowns Receiving

- 3 Sidney Rice vs. Dal., 1/17/10
- 2 John Gilliam vs. Was., 12/22/73
- 2 John Gilliam vs. Stl., 12/21/74
- 2 Sammy White vs. Was., 12/18/76
- 2 Cris Carter @ S.F., 1/3/98
- 2 Randy Moss @ Stl., 1/16/00
- 2 Randy Moss vs. N.O., 1/6/01
- 2 Randy Moss @ G.B., 1/9/05

## RUSHING-RECEIVING

### Yards

- 257 Anthony Carter @ S.F., 1/9/88, (ru-30, re-227)
- 199 Chuck Foreman @ LA Rams, 12/26/77, (ru-118, re-81)
- 198 Robert Smith vs. Dal., 1/9/00, (ru-140, re-58)

## COMBINED YARDAGE

### Yards

- 278 Anthony Carter @ S.F., 1/9/88 (ru-30, re-227, rt-21)

## PUNTING

### Punts

- 10 Bucky Scribner @ Was., 1/17/88

### Punt Average (Min. 4 punts)

- 50.8 Mitch Berger vs. Atl., 1/17/99 (4-203)

## PUNT RETURNS

### Punt Returns

- 6 Anthony Carter @ N.O., 1/3/88

### Punt Return Yardage

- 143 Anthony Carter @ N.O., 1/3/88

### Longest Punt Return

- 84 Anthony Carter @ N.O., 1/3/88 (td)
- 26 Anthony Carter @ Was., 1/17/88

### Punt Return Average (3 returns)

- 23.8 Anthony Carter @ N.O., 1/3/88, (6-143)

### Fair Catches

- 5 Bobby Bryant vs. S.F., 12/27/70
- 5 Marcus Sherels @ G.B., 1/5/13

## KICKOFF RETURNS

### Kickoff Returns

- 7 Robert Tate @ Stl., 1/16/00

### Kickoff Return Yardage

- 151 Robert Tate @ Stl., 1/16/00

### Longest Kickoff Return

- 61 Clinton Jones vs. Dal., 12/25/71
- 58 Robert Smith vs. Chi., 1/1/95

### Kickoff Return Average (3 returns)

- 26.5 David Palmer @ NYG, 12/27/97, (4-106)

## INTERCEPTIONS

### Interceptions

- 2 Bobby Bryant @ Dal., 12/30/73
- 2 Bobby Bryant vs. LA Rams, 12/26/76
- 2 John Turner vs. Atl., 1/9/83
- 2 Joey Browner vs. LA Rams, 12/26/88
- 2 Robert Griffith vs. Ari., 1/10/99

### Interception Return Yardage

- 63 Bobby Bryant @ Dal., 12/30/73

### Longest Interception Return (All TDs)

- 63 Bobby Bryant @ Dal., 12/30/73
- 45 Reggie Rutland, @ S.F., 1/9/88

## FUMBLES

### Longest Fumble Return (All TDs)

- 22 Paul Krause vs. S.F., 12/27/70
- 20 Nate Wright vs. Stl., 12/21/74

## TACKLES

### Career Total (solos and assists)

- 129 Jeff Siemon
- 123 Wally Hilgenberg
- 112 Alan Page

### Season Total (solos and assists)

- 34 Jeff Siemon, 1974
- 32 Joey Browner, 1987
- 28 Roy Winston, 1969
- 28 Jeff Siemon, 1976

### Game Total (solos and assists)

- 17 Jeff Siemon vs. Oak., 1/9/77
- 16 Wally Hilgenberg vs. Dal., 12/28/75
- 16 Jeff Siemon @ Phi., 1/3/81

## SACKS

### Career

- 10.5 Carl Eller (1964-78)
- 8.5 Alan Page (1967-78)
- 7.5 Jim Marshall (1961-79)

### Season

- 4.0 Ray Edwards, 2009
- 3.0 Bob Lurtsema, 1974
- 3.0 Carl Eller, 1975
- 3.0 Chris Doleman, 1987

### Game

- 3.0 Carl Eller vs. Dal., 12/28/75
- 3.0 Ray Edwards vs. Dal., 1/17/10
- 3.0 Carl Eller vs. LA Rams, 12/27/69
- 2.0 Alan Page vs. Dal., 12/25/71
- 2.0 Carl Eller vs. LA Rams, 12/26/76
- 2.0 Jim Marshall @ Dal., 1/1/78
- 2.0 Chris Doleman @ S.F., 1/9/88
- 2.0 Jason Fisk vs. Atl., 1/17/99
- 2.0 Jared Allen vs. Phi., 1/4/09

# TEAM PLAYOFF RECORDS

## SCORING

### Most Points

44 @ N.O., 1/3/88, 44-10 W

### Fewest Points

0 @ NYG, 1/14/01, 0-41 L

### Opponent/Most Points

49 @ Stl., 1/16/00, 37-49 L

### Opponent/Fewest Points

3 Dal., 1/27/10, 34-3 W

### Most Decisive Win

34 @ N.O., 1/3/88, 44-10

### Most Decisive Loss

41 @ NYG, 1/14/01, 0-41

### Most Points Combined

86 @ Stl., 1/16/00, 37-49 L


62 vs. Ari., 1/10/99, 41-21 W

### Most Points Overcome To Win Game

16 @ NYG, 12/27/97, 23-22 W

10 vs. LA Rams, 12/27/69, 23-20 W

8 vs. Atl., 1/9/83, 30-24 W



Anthony Carter caught 6 passes for 79 yards and a TD, helping the Vikings score 44 points at New Orleans (1/3/88), the highest playoff output in club history.

## FIRST DOWNS

### Most First Downs

31 @ N.O., 1/24/10

28 @ N.O., 1/3/88

### Fewest First Downs

9 vs. Pit., 1/12/75

9 @ NYG, 1/14/01

### Most First Downs, Opponent

31 @ S.F., 1/3/98

31 @ NYG, 1/14/01

### Fewest First Downs, Opponent

9 @ Dal., 12/30/73

9 @ N.O., 1/3/88

9 @ NYG, 1/14/01

### Most First Downs, Rushing

14 @ Dal., 12/30/73

14 @ N.O., 1/3/88

### Most First Downs, Rushing, Opponent

16 @ Dal., 12/28/96

### Most First Downs, Passing

20 @ Stl., 1/16/00

19 vs. Atl., 1/17/99

### Most First Downs, Passing, Opponent

19 @ NYG, 1/14/01

### Most First Downs, Penalty

4 vs. Atl., 1/9/83

4 @ N.O., 1/24/10

4 vs. Sea., 1/10/16

### Most First Downs, Penalty, Opponent

5 @ S.F., 1/3/98

5 vs. Ari., 1/10/99

### Fewest First Downs, Rushing

2 vs. K.C., 1/11/70

2 vs. Oak., 1/9/77

2 @ LA Rams, 12/31/78

2 @ S.F., 1/3/98

2 @ NYG, 1/14/01

### Fewest First Downs, Rushing, Opponent

0 @ N.O., 1/3/88

### Fewest First Downs, Passing

4 vs. Pit., 1/12/75

4 @ LA Rams, 12/26/77

4 vs. Was., 1/2/93

### Fewest First Downs, Passing, Opponent

4 vs. Mia., 1/13/74

4 @ Was., 1/17/88

## TOTAL YARDS

### Most Net Yards Gained

476 @ Stl., 1/16/00

475 @ N.O., 1/24/10

429 vs. N.O., 1/6/01

### Fewest Net Yards Gained

114 @ NYG, 1/14/01

123 vs. Pit., 1/12/75

### Most Net Yards Gained, Opponent

518 @ NYG, 1/14/01

### Fewest Net Yards Gained, Opponent

149 @ N.O., 1/3/88

## RUSHING

### Most Yards Rushing

222 vs. Cle., 1/4/70

210 @ N.O., 1/3/88

### Fewest Yards Rushing

21 vs. Pit., 1/12/75

### Most Yards Rushing, Opponent

255 @ Dal., 12/28/96

### Fewest Yards Rushing, Opponent

31 @ Stl., 1/16/00

50 @ Bal., 12/22/68

## PASSING

### Most Net Yards Passing

389 @ Stl., 1/16/00

340 vs. Chi., 1/1/95

### Fewest Net Yards Passing

45 @ LA Rams, 12/26/77

### Most Net Yards Passing, Opponent

380 @ NYG, 1/14/01

### Fewest Net Yards Passing, Opponent

63 @ Dal., 12/30/73

63 vs. Mia., 1/13/74

### Most Pass Attempts

61 vs. Chi., 1/1/95

50 @ Stl., 1/16/00

### Fewest Pass Attempts

10 @ LA Rams, 12/26/77

13 vs. Cle., 1/4/70

### Most Pass Attempts, Opponent

48 vs. N.O., 1/6/01

45 vs. LA Rams, 12/26/88

### Fewest Pass Attempts, Opponent

7 vs. Mia., 1/13/74

### Most Pass Completions

33 vs. Chi., 1/1/95

29 vs. Atl., 1/17/99

29 @ Stl., 1/16/00

### Fewest Pass Completions

5 @ LA Rams, 12/26/77

6 vs. Was., 1/2/93

### Most Completions, Opponent

30 vs. N.O., 1/6/01

29 @ NYG, 1/14/01

### Fewest Completions, Opponent

6 vs. Mia., 1/13/74

### Most QB Sacks

6 vs. Dal., 1/17/10

### Most QB Sacks, Opponent

8 @ Was., 1/17/88

## INTERCEPTIONS

### Most Passes Intercepted

4 @ Dal., 12/30/73

4 @ N.O., 1/3/88

4 @ G.B., 1/9/05

### Most Passes Intercepted, Opponent

5 @ Phi., 1/3/81

## PENALTIES

### Most Penalties

11 vs. Chi., 1/1/95

### Fewest Penalties

1 vs. S.F., 12/27/70

### Most Penalties, Opponent

13 vs. Ari., 1/10/99

### Fewest Penalties, Opponent

0 vs. Was., 12/22/73

### Most Yards Penalized

108 @ Phi., 1/16/05

### Fewest Yards Penalized

5 vs. S.F., 12/27/70

### Most Yards Penalized, Opponent

107 vs. Pit., 1/12/75

## PUNTING

### Most Punts

10 @ Was., 1/17/88

### Fewest Punts

1 vs. Ari., 1/10/99

### Most Punts, Opponent

8 vs. S.F., 12/27/70

8 @ Dal., 1/1/78

8 @ Was., 1/17/88

8 @ G.B., 1/5/13

### Fewest Punts, Opponent

1 @ Dal., 12/28/96

1 @ NYG, 1/14/01

### Highest Average (4 Punts)

50.8 vs. Atl., 1/17/99

### Highest Average (4 Punts), Opponent

51.3 @ N.O., 1/24/10

## PUNT RETURNS

### Most Punt Returns

6 @ N.O., 1/3/88

### Most Punt Return Yards

143 @ N.O., 1/3/88

### Most Punt Returns, Opponent

7 vs. LA Rams, 12/26/76

### Most Punt Return Yards, Opponent

109 vs. Phi., 1/4/09

## KICKOFF RETURNS

### Most Kickoff Returns

8 @ Dal., 12/28/96

8 @ Stl., 1/16/00

8 @ NYG, 1/14/01

### Most Kickoff Return Yards

174 @ Stl., 1/16/00

### Most Kickoff Returns, Opponent

8 @ Was., 1/9/88

### Most Kickoff Return Yards, Opponent

183 @ N.O., 1/24/10

## FUMBLES

### Most Fumbles

6 @ N.O., 1/24/10

### Most Fumbles Lost

4 @ Dal., 12/28/96


### Most Fumbles, Opponent

5 vs. S.F., 12/27/70

### Most Fumbles Lost, Opponent

3 vs. S.F., 12/27/70

3 vs. LA Rams, 12/29/74



Antoine Winfield grabbed 1 of 4 INTs off Brett Favre in a 31-17 victory over Green Bay in an AFC Wild Card win at Lambeau Field on Jan. 9, 2005.

# PLAYOFF RESULTS

<b>1968 (8-6 regular season, NFL Central Champions)</b> Western Conference Championship at Baltimore (60,238) .....	12/22/68.....	14-24 L
<b>1969 (12-2 regular season, NFL Central Champions)</b> Western Conference Championship vs. L.A. Rams (47,900) .....	12/27/69.....	23-20 W
NFL Championship vs. Cleveland (47,900) .....	1/4/70.....	27-7 W
Super Bowl IV (New Orleans, LA) vs. Kansas City (80,562) .....	1/11/70.....	7-23 L
<b>1970 (12-2 regular season, NFC Central Champions)</b> NFC Divisional Playoffs vs. San Francisco (46,050) .....	12/27/70.....	14-17 L
<b>1971 (11-3 regular season, NFC Central Champions)</b> NFC Divisional Playoffs vs. Dallas (49,100) .....	12/25/71.....	12-20 L
<b>1973 (12-2 regular season, NFC Central Champions)</b> NFC Divisional Playoffs vs. Washington (46,409) .....	12/22/73.....	27-20 W
NFC Championship Game at Dallas (60,272) .....	12/30/73.....	27-10 W
Super Bowl VIII (Houston, TX) vs. Miami (68,142) .....	1/13/74.....	7-24 L
<b>1974 (10-4 regular season, NFC Central Champions)</b> NFC Divisional Playoffs vs. St. Louis (44,626) .....	12/21/74.....	30-14 W
NFC Championship Game vs. L.A. Rams (47,404) .....	12/29/74.....	14-10 W
Super Bowl IX (New Orleans, LA) vs. Pittsburgh (80,997) .....	1/12/75.....	6-16 L
<b>1975 (12-2 regular season, NFC Central Champions)</b> NFC Divisional Playoffs vs. Dallas (46,425) .....	12/28/75.....	14-17 L
<b>1976 (11-2-1 regular season, NFC Central Champions)</b> NFC Divisional Playoffs vs. Washington (47,221) .....	12/18/76.....	35-20 W
NFC Championship Game vs. L.A. Rams (47,191) .....	12/26/76.....	24-13 W
Super Bowl XI (Pasadena, CA) vs. Oakland (103,438) .....	1/9/77.....	14-32 L
<b>1977 (9-5 regular season, NFC Central Champions)</b> NFC Divisional Playoffs at L.A. Rams (62,538) .....	12/26/77.....	14-7 W
NFC Championship Game at Dallas (61,968) .....	1/1/78.....	6-23 L
<b>1978 (8-7-1 regular season, NFC Central Champions)</b> NFC Divisional Playoffs at L.A. Rams (69,631) .....	12/31/78.....	10-34 L
<b>1980 (9-7 regular season, NFC Central Champions)</b> NFC Divisional Playoffs at Philadelphia (68,434) .....	1/3/81.....	16-31 L
<b>1982 (5-4 regular season, strike-shortened season)</b> NFC First-Round Playoffs .....		
vs. Atlanta (60,560) .....	1/9/83.....	30-24 W
NFC Second-Round Playoffs at Washington (54, 593) .....	1/15/83.....	7-21 L
<b>1987 (8-7 regular season, NFC Central runner-up)</b> NFC First-Round Playoffs at New Orleans (68,127) .....	1/3/88.....	44-10 W
NFC Divisional Playoffs at San Francisco (62,547) .....	1/9/88.....	36-24 W
NFC Championship Game at Washington (55,212) .....	1/17/88.....	10-17 L
<b>1988 (11-5 regular season, NFC Central runner-up)</b> NFC First-Round Playoffs vs. L.A. Rams (57,666) .....	12/26/88.....	28-17 W
NFC Divisional Playoffs at San Francisco (61,848) .....	1/1/89.....	9-34 L

<b>1989 (10-6 regular season, NFC Central Champions)</b> NFC Divisional Playoffs at San Francisco (64,585) .....	1/6/90.....	13-41 L
<b>1992 (11-5 regular season, NFC Central Champions)</b> NFC First-Round Playoffs vs. Washington (57,353) .....	1/2/93.....	7-24 L
<b>1993 (9-7 regular season, NFC Central runner-up)</b> NFC First-Round Playoffs at N.Y. Giants (75,089) .....	1/9/94.....	10-17 L
<b>1994 (10-6 regular season, NFC Central Champions)</b> NFC First-Round Playoffs vs. Chicago (60,347) .....	1/1/95.....	18-35 L
<b>1996 (9-7 regular season, NFC Central runner-up)</b> NFC First-Round Playoffs at Dallas (64,682) .....	12/28/96.....	15-40 L
<b>1997 (9-7 regular season, NFC Central 4th place)</b> NFC First-Round Playoffs at N.Y. Giants (77,710) .....	12/27/97.....	23-22 W
NFC Divisional Playoffs at San Francisco (65,018) .....	1/3/98.....	22-38 L
<b>1998 (15-1 regular season, NFC Central Champions)</b> NFC Divisional Playoffs vs. Arizona (63, 760) .....	1/10/99.....	41-21 W
NFC Championship vs. Atlanta (64,060) .....	1/17/99.....	27-30 L (OT)
<b>1999 (10-6 regular season, NFC Central runner-up)</b> NFC First-Round Playoffs vs. Dallas (64,056) .....	1/9/00.....	27-10 W
NFC Divisional Playoffs at St. Louis (66,194) .....	1/16/00.....	37-49 L
<b>2000 (11-5 regular season, NFC Central Champions)</b> NFC Divisional Playoffs vs. New Orleans (63, 881) .....	1/6/01.....	34-16 W
NFC Championship at NY Giants (79,310) .....	1/14/01.....	0-41 L
<b>2004 (8-8 regular season, NFC North runner-up)</b> NFC First-Round Playoffs at Green Bay (71,075) .....	1/9/05.....	31-17 W
NFC Divisional Playoffs at Philadelphia (67,222) .....	1/16/05.....	14-27 L
<b>2008 (10-6 regular season, NFC North Champions)</b> NFC First-Round Playoffs vs. Philadelphia (61,746) .....	1/4/09.....	14-26 L
<b>2009 (12-4 regular season, NFC North Champions)</b> NFC Divisional Playoffs vs. Dallas (63,547) .....	1/17/10.....	34-3 W
NFC Championship at New Orleans (71,276) .....	1/24/10.....	28-31 L (OT)
<b>2012 (10-6 regular season, NFC North runner-up)</b> NFC First-Round Playoffs at Green Bay (71,548).....	1/5/13.....	10-24 L
<b>2015 (11-5 regular season, NFC North Champions)</b> NFC First-Round Playoffs vs. Seattle (52,090) .....	1/10/16.....	9-10 L

## ALL-TIME PLAYOFF GAMES BY FRANCHISE

Team	Total Games	W-L
Dallas Cowboys.....	61	34-27
Pittsburgh Steelers.....	60	36-24
Green Bay Packers.....	56	34-22
New England Patriots.....	51	32-19
San Francisco 49ers.....	50	30-20
New York Giants.....	49	24-25
MINNESOTA VIKINGS.....	47	19-28
Indianapolis/Baltimore Colts .....	45	22-23
Oakland/LA Raiders .....	44	25-19
LA/St. Louis Rams.....	43	19-24



**HISTORY**

# VIKINGS LORE

**FRANCHISE FOUNDED** – Minnesota was granted an NFL franchise at the league owners' meetings in Miami on Jan. 28, 1960. The team began play in 1961. The founding group consisted of Max Winter, E. William Boyer, H.P. Skoglund, Ole Haugsrud and Bernard H. Ridder, Jr.

**ROSE NAMED GENERAL MANAGER** – In August 1960, former Los Angeles Rams Public Relations Director Bert Rose was named the team's first General Manager.

**TEAM NICKNAMED** – In one of his first moves with the team, Bert Rose recommended the nickname "Vikings" to the Board of Directors. The name was selected because it represented both an aggressive person with the will to win and the Nordic tradition in the upper Midwest.

**FIRST COLLEGE DRAFT** – On Dec. 27, 1960, RB Tommy Mason of Tulane was taken with the 1st overall choice and the first-ever draft pick utilized by the Vikings. Also selected that year were QB Fran Tarkenton (3rd round) and DB Ed Sharockman (5th round).

**FIRST HEAD COACH** – Norm Van Brocklin was selected as the first head coach in franchise history on Jan. 18, 1961. He retired as a player in 1960 after 12 seasons in the NFL as a Hall of Fame QB who led Philadelphia to the NFL title in his final season on the field in 1960. Known as "The Dutchman" his tenacious style was infamous as a player and coach.

**EXPANSION DRAFT** – Following the 1960 season, the Vikings were allowed to select 3 players from the roster of each team after each team was allowed to protect 30 of their 38 players. Dallas, a 1960 expansion team, was exempt from this process. Among the future Vikings stalwarts selected in the Jan. 26, 1961 Expansion Draft were OL Garry Alderman (Detroit) and RB Hugh McElhenry (San Francisco).

**ASSIGNED CONFERENCE** – On April 12, 1961, the NFL assigned the Vikings to the Western Conference. Minnesota joined Baltimore, Chicago, Detroit, Green Bay, Los Angeles and San Francisco in the conference.

**TRAINING CAMP OPENS IN BEMIDJI** – The fledgling Vikings opened their debut training camp on the campus of Bemidji State University on July 7, 1961.

**FIRST GAME** – In the first game in franchise history, the Vikings played the Dallas Cowboys in a preseason game in Sioux Falls, SD, on Aug. 5, 1961. The Cowboys defeated the Vikings, 38-13.

**FIRST HOME GAME** – The Minnesota Vikings played the Los Angeles Rams in preseason action at Metropolitan Stadium in Bloomington, MN, on Sept. 10, 1961, the team's first game in the Twin Cities. The Rams defeated the Vikings, 21-17.

**FIRST REGULAR-SEASON GAME** – In a stunning upset, the Vikings defeated the Chicago Bears, 37-13, at Metropolitan Stadium in the Vikings' first NFL regular-season game on Sept. 17, 1961. Kicker Mike Mercer scored the first points in team history with a 12-yard field goal. Bob Schnelker scored the team's first touchdown on a 14-yard pass from Fran Tarkenton. In his NFL debut Tarkenton came off the bench to complete 17-of-23 passes for 250 yards and 4 touchdowns.

**FIRST PRO BOWLERS** – On Jan. 14, 1962, RB Hugh McElhenry and WR Jerry Reichow became the first Vikings to compete in the Pro Bowl. They were part of the Western Conference All-Stars who beat the Eastern Conference squad, 31-30, at the Los Angeles Coliseum.

**FIRST ALL-PRO** – In 1963 RB Tommy Mason, who was the team's first ever draft choice, was the first Vikings player to earn All-Pro recognition. He was a consensus pick after rushing for 763 yards and 7 touchdowns on 166 carries (4.6 avg.).

**FINKS HIRED** – On Sept. 11, 1964, Jim Finks was named the team's second general manager, succeeding Bert Rose, who resigned in June, 1964. Finks previously had served as general manager for Calgary of the Canadian Football League for 7 years.

**FIRST WINNING SEASON** – Minnesota won its final 3 regular-season games in 1964 to achieve the first winning season in team history with an 8-5-1 record. The Vikings tied for 2nd in the NFL Western Conference behind the Baltimore Colts.

**MET EXPANDED** – A new grandstand was constructed on the east side of Metropolitan Stadium that increased capacity from 41,200 to

47,200. The new seats were formally dedicated on Aug. 20, 1965, when Minnesota played Philadelphia in a preseason game.

**NFL RE-ALIGNED** – On Dec. 2, 1966, Minnesota, Chicago, Detroit and Green Bay were chosen to make up the newly-formed Central Division of the Western Conference of the NFL.

**VAN BROCKLIN RESIGNS** – After compiling a 29-51-4 record while leading the Vikings in their first six years of existence, Head Coach Norm Van Brocklin resigned in Feb. 11, 1967. His best season was 1964, when he led the team to a tie for 2nd place in the NFL Western Conference with an 8-5-1 record.

**TARKENTON TRADED** – On March 7, 1967, QB Fran Tarkenton is traded to the NY Giants for a 1st and 2nd-round choice in 1967, a 1st-round choice in '68 and a 2nd-round choice in '69. With the picks Minnesota selected Clinton Jones and Bob Grim in '67, Norm Vary in '68 and Ed White in '69.

**GRANT NAMED HEAD COACH** – Bud Grant was named the 2nd head coach in Vikings history on March 10, 1967. He came to Minnesota after leading the Winnipeg Blue Bombers to 4 Grey Cup titles in 10 years as head coach.

**FIRST DIVISION TITLE** – On Dec. 15, 1968, the Vikings defeated the Philadelphia Eagles, 24-17, at Franklin Field then retired to the dressing room to listen to the Chicago-Green Bay game on the radio. Minnesota needed the Bears to lose to clinch the Vikings' 1st Division title. Chicago tried to rally from a 28-10 4th quarter deficit but eventually fell 28-17.

**FIRST PLAYOFF GAME** – On Dec. 22, 1968, in the first playoff game in franchise history, the Colts defeated the Vikings, 24-14, in the Western Conference Championship Game at Baltimore's Memorial Stadium. Minnesota trailed 21-0 in the 4th quarter. The Vikings rallied but fell short.

**SECOND DIVISION TITLE** – On Nov. 27, 1969, the Vikings shut out Detroit, 27-0, at Tiger Stadium to clinch the franchise's 2nd division title. The victory over the Lions was the 10th of a 12-game win streak, the longest in the NFL in 35 years. Minnesota finished the season with the NFL's best record (12-2) of '69.

**FIRST PLAYOFF WIN** – On Dec. 27, 1969, in the first NFL playoff game in Minnesota, the Vikings came from behind to defeat the LA Rams, 23-20, in the Western Conference Championship Game. Minnesota overcame deficits of 17-7 at halftime and 20-14 in the 4th quarter for the franchise's 1st postseason win.

**FIRST NFL CHAMPIONSHIP GAME** – The Vikings defeated the Browns, 27-7, in the NFL Championship Game on Jan. 4, 1970, at Metropolitan Stadium. Minnesota became the 1st modern NFL expansion team to win an NFL Championship Game. The Vikings dominated the game, leading 27-0 at one point.

**FIRST SUPER BOWL** – On Jan. 11, 1970, the Vikings lost to Kansas City, 23-7, in Super Bowl IV at Tulane Stadium in New Orleans. Not only was the game the 1st Super Bowl in franchise history, but it was the 1st Super Bowl played by a modern expansion team.

**AFI-NFL MERGER LEADS TO RE-ALIGNMENT** – In January 1970 the modern NFL was divided into the American Conference (AFC) and National Conference (NFC) with an Eastern, Central and

Western Division in each Conference. Minnesota is assigned to the NFC Central with foes Chicago, Detroit and Green Bay.

**THIRD DIVISION TITLE** – On Dec. 5, 1970, the Vikings defeated the Bears, 16-13, at Metropolitan Stadium to clinch their 3rd straight division title. Minnesota hosted San Francisco in a divisional playoff game but lost, 17-14. For the 2nd consecutive season, the Vikings had the league's best record with a 12-2 mark.

**FOURTH DIVISION TITLE** – On Dec. 11, 1971, the Vikings defeated the Lions, 29-10, at Metropolitan Stadium to clinch their 4th-straight division title. Minnesota finished the year with an 11-3 mark, which tied Dallas for the league's best record in '71. The Vikings lost to the eventual Super Bowl champion Cowboys, 20-12, in a divisional playoff game at Metropolitan Stadium.

**PAGE NAMED NFL'S MVP** – In 1971 Alan Page became the first defensive player to be named the Most Valuable Player of the National Football League by the Associated Press. Page headed a Vikings defense that held opponents to fewer than 10 points a game to lead the league in scoring defense for the 3rd consecutive year.

**VIKINGS RE-ACQUIRE TARKENTON** – On January 27, 1972 the Vikings traded Norm Snead, Bob Grim, Vince Clements and a 1st-round choice in '72 and '73 to the NY Giants for Fran Tarkenton.

**BOYER DIES** – On February 19, 1973 E. William Boyer passed away. He was one of the prime forces in the drive to bring an NFL franchise to Minnesota. Boyer was president of the Vikings from 1960-64 and sat on the Board of Directors for the first 12 years of the team's existence. He was replaced on the team's Board of Directors by his son-in-law Jack Steale.

**FIFTH DIVISION TITLE** – The Vikings began the '73 season with 9 straight victories and clinched the NFC Central championship before they even lost a game. Minnesota clinched the division crown by defeating Detroit, 28-7, at Metropolitan Stadium on Nov. 11, 1973. The Vikings finished with a 12-2 mark, which tied for the best record in the league that year.

**SECOND SUPER BOWL** – On Jan. 13, 1974, the Vikings played in the 2nd Super Bowl in franchise history against the Miami Dolphins at Rice Stadium in Houston, TX. The Dolphins prevailed, 24-7. Minnesota earned the trip to Super Bowl VIII by defeating Dallas, 27-10, in the NFC Championship game.

**FINKS RESIGNS** – After the 1973 season, Executive Vice President and General Manager Jim Finks resigned. Under Finks, who was hired in 1964, the Vikings won 5 division titles and appeared in 2 Super Bowls. He also hired Bud Grant as head coach in '67.

**SIXTH DIVISION TITLE** – On Dec. 1, 1974, the Vikings clinched the NFC Central crown by defeating the Saints, 29-9, at Metropolitan Stadium, while the Packers lost, 36-14, at Philadelphia. Minnesota tied for the best record in the NFC with a 10-4 mark.

**THIRD SUPER BOWL** – The Vikings played in their 2nd straight Super Bowl, losing to the Pittsburgh Steelers, 16-6, at Tulane Stadium in New Orleans on Jan. 12, 1975. Minnesota earned a trip to Super Bowl IX by defeating the Los Angeles Rams, 14-10, at Metropolitan Stadium on Dec. 29, 1974.



The Vikings had 7 players earn Pro Bowl honors in 1970. Pictured from left to right: K Fred Cox, S Karl Kassulke, WR Gene Washington, DE Carl Eller, DT Gary Larsen, DT Alan Page and HB Dave Osborn.

**FRONT OFFICE CHANGES** — In the spring of 1975, Max Winter, one of the team's founders and its president since 1965, took over active management of the franchise. In addition, Mike Lynn, who was hired as an assistant to the president on Aug. 15, 1974, was named the team's general manager.

**SEVENTH DIVISION TITLE** — The Vikings clinched their 3rd straight NFC Central title and their 7th division championship in 8 years on Thanksgiving Day Nov. 27, 1975, when the Lions lost to the Rams, 20-0. Minnesota won 10 consecutive games to start the season and finished the year with the best record (12-2) in the NFL. The Vikings were upset, 17-14, in the divisional playoffs at Metropolitan Stadium on Dec. 28, 1975, when the Dallas Cowboys scored on a last minute 50-yard touchdown pass.

**TARKENTON NAMED LEAGUE MVP** — Quarterback Fran Tarkenton was named the NFL's Most Valuable Player for 1975 after leading the Vikings to the league's best record (12-2). He led the NFC and finished 2nd in the NFL in passing with a 51.7 rating. He completed 273-of-425 passes for 2,994 yards and 25 TDs with 13 INTs.

**HAUGSRUD DIES** — Ole Haugsrud passed away on March 13, 1976. He was one of the prime forces in the drive to bring an NFL franchise to Minnesota. Haugsrud sat on the Board of Directors for 16 years of the team's existence. He was replaced on the team's Board of Directors by his widow Margaret Haugsrud.

**EIGHTH DIVISION TITLE** — The Vikings clinched their 4th consecutive NFC Central championship and their 8th division title in 9 years by defeating the Packers, 17-10, at Milwaukee County Stadium on Nov. 21, 1976. Minnesota finished the season with the best record in the NFC at 11-2-1.

**FOURTH SUPER BOWL** — The Vikings played in their 3rd Super Bowl in 4 years against the Oakland Raiders at the Rose Bowl in Pasadena, CA, on Jan. 9, 1977. Minnesota lost, 32-14. The Vikings earned a trip to Super Bowl XI by defeating the Rams, 24-13, at Metropolitan Stadium on Dec. 26, 1976, in what ended up being the last Vikings playoff game at the Met.

**KAPLAN NAMED TO BOARD** — In 1977 team attorney Sheldon Kaplan was named to the Vikings Board of Directors. He replaced Bernard H. Rider, Jr., who was one of the team's 5 founders.

**NINTH DIVISION TITLE** — The Vikings clinched the NFC Central crown on the season's final weekend by defeating the Lions, 30-21, in Detroit on Dec. 17, 1977. Minnesota wrapped up its 5th straight NFC Central title and its 9th division crown in 10 seasons.

**FOURTH NFC CHAMPIONSHIP GAME** — On Jan. 1, 1978 the Vikings played Dallas in their 4th NFC Championship Game in 5 years at Texas Stadium. Minnesota lost 23-6 to the Super Bowl champs.

**CHANGES ON BOARD** — John Skoglund and Vikings General Manager Mike Lynn were named to the team's Board of Directors replacing Margaret Haugsrud and H.P. Skoglund, who was one of the team's founders and passed away on November 5, 1977. Haugsrud joined the board in 1976, replacing her husband Ole, who passed away.

**10TH DIVISION TITLE** — Despite losing in the regular-season finale to the Raiders, 27-20, on Dec. 17, 1978, at Oakland-Alameda County Coliseum, the Vikings captured the NFC Central title when the Packers, who played at the same time as Minnesota, lost to the Rams, 31-14, at the LA Coliseum. It was the Vikings' 6th straight NFC Central crown and their 10th division championship in 11 years.

**METRODOME GROUND BREAKING** — In December, 1979, ground was broken for construction of the Hubert H. Humphrey Metrodome in downtown Minneapolis. The stadium, designed to house both the Vikings and Twins, was scheduled to open in April, 1982.

**11TH DIVISION TITLE** — Minnesota clinched its 7th NFC Central title in 8 years by defeating the Browns, 28-23, at Met Stadium on Dec. 14, 1980. It also was the Vikings' 11th division title in 13 seasons. Minnesota lost to the NFC Champion Eagles, 31-16, at Veterans Stadium on Jan. 3, 1981 in the divisional playoffs.

**WINTER PARK OPENS** — On May 15, 1981, the Vikings moved into a new facility in Eden Prairie that houses the team's offices, locker room and practice fields. The complex was named "Winter Park" after Max Winter, one of the Vikings

funders who served as the team's president from 1965-87.

**FAREWELL MET** — On Dec. 20, 1981, the Vikings hosted the Chiefs in Minnesota's final game at Metropolitan Stadium. The Vikings lost, 10-6. The final points at the stadium were scored on a 33-yard field goal by Minnesota kicker Rick Danmeier. The last Vikings touchdown at Met Stadium was scored on a 6-yard run by Ted Brown against Green Bay on Nov. 29, 1981.

**METRODOME OPENS** — The Vikings played their 1st game at the Metrodome in a preseason matchup against Seattle on Aug. 21, 1982. Minnesota prevailed, 7-3. The 1st touchdown in the new facility was scored by Joe Senner on an 11-yard pass from Tommy Kramer. The 1st regular-season game in the Metrodome was the 1982 opener on September 12, when the Vikings defeated Tampa Bay, 17-10. Ricky Young scored the 1st regular-season touchdown in the facility on a 3-yard run in the 2nd quarter.

**12TH PLAYOFF APPEARANCE** — In a strike-shortened 9-game 1982 season, the Vikings won 3-of-their-last-4 regular-season games to earn a post-season berth.

**FIRST DOME PLAYOFF GAME** — On Jan. 9, 1983, the Vikings defeated Atlanta, 30-24, in a 1st-round game that was the 1st playoff matchup in the Metrodome. Minnesota lost to the eventual Super Bowl Champion Redskins, 21-7, in the NFC semi-finals at RFK Stadium on Jan. 15, 1983.

**GRANT RETIRES** — On Jan. 27, 1984, Bud Grant retired as Head Coach of the Vikings. In 17 seasons Grant led Minnesota to 12 playoff appearances, 11 division titles and 4 Super Bowls. His career regular-season record was 151-87-5 (.632).

**STECKEL HIRED** — Les Steckel, who was an offensive assistant with the Vikings for 5 seasons, was named the 3rd head coach in franchise history on Jan. 29, 1984. Steckel, who came to the Vikings in 1979 after working as an assistant with the 49ers, was the youngest head coach in the NFL in '84 at age 38.

**GRANT RETURNS** — On Dec. 18, 1984, Bud Grant was re-hired as head coach. He replaced Les Steckel who guided the team in 1984 after Grant retired following the 1983 season.

**GRANT RE-RETIRES** — On Jan. 6, 1986 following the 1985 season, Bud Grant retired as head coach of the Vikings. He originally retired after the 1983 season but returned in '85. At the time of his retirement he was the 6th winningest coach in NFL history with 168 career wins, including playoffs. In 18 seasons he led the team to a 158-96-5 regular-season record.

**BURNS HIRED** — Longtime Vikings assistant coach Jerry Burns was named the 4th head coach in team history on Jan. 6, 1986. He served as the Vikings offensive coordinator from 1968-85, when the team won 11 division titles and played in 4 Super Bowls.

**TARKENTON ENSHRINED** — On Aug. 2, 1986, Fran Tarkenton became the 1st player who spent the majority of his career with the Vikings to be inducted into the Pro Football Hall of Fame. He retired following the 1978 season with then NFL career records for passing yards (47,003), completions (3,686) and touchdown passes (342). He led the team to 6 NFC Central titles, 4 NFC Championship Games and 3 Super Bowls.

**13TH PLAYOFF APPEARANCE** — Despite a strike replacement unit that saddled the Vikings with 3 losses, the team made the playoffs as a wild-card entrant with an 8-7 record in 1987. It was the team's 1st postseason appearance under Jerry Burns, who was in his 2nd season as the Vikings head coach.

**FIFTH NFC CHAMPIONSHIP GAME** — The Vikings played the Redskins in the NFC Championship Game on Jan. 17, 1988, at RFK Stadium. Trailing 17-10, the Vikings drove to the Redskins' 6-yard line with a little over a minute left in the game but failed to get the ball into the end zone. Minnesota upset New Orleans, 46-10, at the Superdome and San Francisco, 36-20, at Candlestick Park in the first 2 rounds of the playoffs to earn a trip to the conference title game.

**BOARD ADDS MEMBERS** — Four people were added to the Vikings Board of Directors in 1988. Joining Max Winter, John Skoglund, Jack Steele, Sheldon Kaplan and Mike Lynn were Wheelock Pritchett, Jaye Dyer, Irwin Jacobs and Carl Pohlad. **WAGE ENSHRINED** — On July 30, 1988, Paul Page became the 2nd player who spent the majority

of his career with the Vikings to be inducted into the Pro Football Hall of Fame. Drafted by Minnesota in the 1st round in 1967, Page made the Pro Bowl 9 times. In 1971 he became the 1st defensive player to be named the NFL's Most Valuable Player by Associated Press. Page played on teams that won 10 NFC Central titles and played in 4 Super Bowls.

**14TH PLAYOFF APPEARANCE** — The Vikings won 6-of-their-last-7 games in 1988 to earn a wild-card berth into the playoffs. Minnesota finished with an 11-5 record then defeated the Rams, 28-17, on December 26 in a first-round playoff game at the Metrodome. The Vikings fell the following week to eventual Super Bowl winner San Francisco at Candlestick Park.

**REMAINING FOUNDER LEAVES BOARD** — In 1989, Max Winter, the last of the original 5 Vikings' founders on the team's Board of Directors, left the board. He also served as the team's president from 1965-87. He was replaced on the board by Gerald Schwabach.

**WALKER ACQUIRED** — On Oct. 12, 1989, the Vikings acquired Herschel Walker from Dallas for Issiac Holt, David Howard, Darrin Nelson, Jesse Solomon, Alex Stewart, a 1st-round choice in 1992, conditional 1st-round choices in 1990 and '91, conditional 2nd-round choices in 1990, '91 and '92, and a conditional 3rd-round choice in 1992. The final result of the trade gave the Vikings Walker, a 3rd (Mike Jones), 5th (Reggie Thornton) and 10th-round choice (Pat Newnam) in 1990 and a 3rd-round choice in 1991 (Jae Reed), while Dallas received all 5 players, a 1st, 2nd and 6th-round choice in 1990, a 1st and 2nd-round choice in 1991 and a 1st, 2nd and 3rd-round choice in 1992.

**12TH DIVISION TITLE** — The Vikings captured their 12th division title since 1968 by defeating the Cincinnati Bengals, 29-21, at the Metrodome in a Monday night game on Christmas Day in 1989. It also was Minnesota's 15th postseason appearance in the past 22 years. The Vikings finished the season with a 10-6 record but lost to eventual Super Bowl Champion San Francisco, 41-13, at Candlestick Park in the divisional playoffs on Jan. 6, 1990.

**HEADRICK NAMED TEAM PRESIDENT** — On Jan. 1, 1991, Roger Headrick became president and CEO of the Vikings. He replaced Mike Lynn as the person in charge of day-to-day operations of the club. In addition Headrick and Phillip Maas were named Jack Steele and Sheldon Kaplan on the board of directors.

**BURNS RETIRES** — On Dec. 3, 1991, Jerry Burns announced his retirement effective at the end of the season. In 6 seasons as Head Coach of the Vikings, Burns compiled a career record of 52-43 (.547). He also led Minnesota to 3 playoff appearances, including a division title and an NFC Championship Game.

**CHANGES ON BOARD** — On Dec. 16, 1991, the team's ownership structure was reorganized. Irwin Jacobs and Carl Pohlad sold their shares to a group consisting of Vikings President/CEO Roger Headrick, John Skoglund, Jaye Dyer, Phillip Maas, Mike Lynn, Wheelock Pritchett, James Binger, Bud Grossman, Elizabeth MacMillan and Carol Sperry.

**GREEN NAMED HEAD COACH** — On Jan. 10, 1992, Dennis Green was named the 5th Head Coach in team history. He came to Minnesota after turning around a struggling Stanford University football program as head coach there from 1989-91.

**13TH DIVISION TITLE** — On Dec. 20, 1992 the Vikings defeated the Steelers, 6-3, at Three Rivers Stadium to earn the franchise's 13th division title. It also was Minnesota's 16th playoff season since 1968. Dennis Green also posted the most victories (11) and the 1st division title by a 1st-year head coach in team history. The Vikings lost to the defending Super Bowl champion Redskins, 24-7, in a 1st-round playoff game.

**17TH PLAYOFF APPEARANCE** — In 1993, for the first time since 1974, the Vikings won their final 3 regular-season games to earn a Wild-Card playoff berth. It was the team's 17th postseason appearance since 1968. Minnesota lost to the Giants, 17-10, in Giants Stadium in a first-round playoff game on Jan. 9, 1994.

**MOON ACQUIRED** — On April 14, 1994 the Vikings traded a 4th-round draft choice in 1994 and a 3rd-round draft choice in 1995 to the Houston Oilers for quarterback Warren Moon, who has

thrown for more yardage and touchdowns as a professional than any other player. He set team season records for passing yards (4,264) in '94 and for completions (377) and touchdown passes (33) in '95.

**GRANT ENSHRINED** – On July 30, 1994, Bud Grant was inducted into the Pro Football Hall of Fame. He coached the Vikings from 1967-83 then again in '85. During his tenure Minnesota made the playoffs 12 times, won 11 division titles and played in 4 Super Bowls. Grant was the first person to be elected to the Pro Football Hall of Fame and the Canadian Football League Hall of Fame.

**14TH DIVISION TITLE** – On the final day of the 1994 regular season, the Vikings defeated the 49ers, 21-14, in a Monday night game to earn their 2nd NFC Central title in 3 seasons and their 3rd straight playoff berth. It also was Minnesota's 14th division title and 18th postseason appearance since 1968. Dennis Green became only the 7th NFL coach to lead his team to the playoffs in his first 3 seasons.

**FINKS ENSHRINED** – Former Vikings General Manager Jim Finks was inducted into the Pro Football Hall of Fame on July 25, 1995. During his decade with Minnesota, the team won 5 division titles and appeared in 2 Super Bowls. Finks passed away on May 8, 1994, and was inducted posthumously, represented by his family.

**WINTER PASSES AWAY** – Max Winter, who served as the owner and President of the Vikings from 1965-87, passed away on July 26, 1996. He was one of the prime forces bringing an NFL franchise to Minnesota and was a big factor in the building of the Metrodome and attracting Super Bowl XXVI to the Twin Cities.

**19TH PLAYOFF APPEARANCE** – On Dec. 15, 1996, the Vikings defeated the Buccaneers, 21-10, in the Metrodome. After a Washington loss to Arizona later that day, Minnesota was guaranteed a playoff berth for the 19th time since 1968 and the 4th in 5 seasons under Dennis Green. The Vikings lost, 40-15, at Dallas in a first-round game on Dec. 28, 1996.

**20TH PLAYOFF APPEARANCE** – On Dec. 21, 1997, the Vikings beat the Colts in the regular season finale to reach the playoffs for the 20th time in team history and the 5th time in 6 seasons under Dennis Green. The Vikings went on the road and came back from 16 points down to defeat the NY Giants 23-22 at the Meadowlands on Dec. 27, 1997. It was the biggest comeback win in team playoff history and the 5th biggest postseason comeback in NFL history. The following week the Vikings lost, 38-22, to the San Francisco 49ers at CoCom Park in the Divisional Playoffs on Jan. 3, 1998.

**KRAUSE ENSHRINED** – On Aug. 1, 1998, Paul Krause was inducted into the Pro Football Hall of Fame. Krause played free safety with the Vikings from 1968-79 and the Redskins from 1964-67. He holds the NFL record for career interceptions with 81. Krause was selected to 8 Pro Bowls in his 15-year career.

**BOARD AGREES TO SELL** – On July 3, 1998, the Minnesota Vikings 10 owners voted unanimously to accept the bid of Texas businessman B.J. "Red" McCombs to purchase the Vikings.

**NFL APPROVES McCOMBS** – On July 28, 1998, the NFL owners unanimously approved Red McCombs' purchase of the Vikings, finalizing the change of ownership from the 10 previous owners to sole ownership by McCombs.



Winter Park opened as the Vikings headquarters in 1981 when Eden Prairie looked much different.

**GREEN CONTRACT EXTENDED** – Head Coach Dennis Green received a 3-year contract extension on September 5, the day before the 1998 opener vs. Tampa Bay.

**VIKINGS 15 WINS BEST IN TEAM HISTORY** – The Vikings won their 15th NFC Central Division title in 1998 and became only the 3rd team in NFL history to go 15-1 through the regular season with their 26-16 win at Tennessee in the regular season finale. The Vikings also established a new NFL scoring record with 556 points, breaking the mark of 541 set by the 1983 Redskins.

**SIXTH NFC CHAMPIONSHIP GAME** – The Vikings hosted Atlanta in the 6th NFC Championship game in franchise history with a berth in Super Bowl XXXIII on the line. The teams played to a 27-27 deadlock during regulation, forcing the game into overtime where the Falcons claimed a 30-27 win. It was the first NFC Championship game played in the Metrodome.

**22ND PLAYOFF APPEARANCE** – The Vikings turned their 1999 season around, winning eight of the final 10 games to finish 10-6 and host a 1st-round playoff game vs. Dallas. Robert Smith set a team post-season record with 140 rushing yards in the 27-10 win over the Cowboys. The Vikings fell 49-37 to eventual Super Bowl XXXIV champion St. Louis in the Divisional Round at the TWA Dome.

**CARTER NAMED MAN OF THE YEAR** – Kris Carter was honored as the first recipient of the Walter Payton NFL Man of the Year Award for civic involvement, charity work and displaying high character on January 29, 2000, in a ceremony during Super Bowl week in Atlanta. The award was re-named after Payton, a Hall of Fame running back who died in 1999.

**SMITH BREAKS TEAM RUSHING RECORD** – Robert Smith surpassed Chuck Foreman's 20-year-old career rushing record in the team's 28-16 win at Chicago (10/15/00). Smith ended his career with 6,818 yards. He also established a new team record with 1,521 rushing yards on the season and held the team record with 29 career 100-yard games at the time of his retirement.

**40TH ANNIVERSARY TEAM ANNOUNCED** – The Vikings celebrated their 40th season of NFL football in 2000, highlighted by a luncheon on November 30 to introduce the Vikings 40th Anniversary Team. That night the Vikings topped Detroit 24-17 and Kris Carter caught his 1,000th pass on a 4-yard TD from Daunte Culpepper. Carter was only the 2nd player in NFL history to record 1,000 career receptions.

**16TH DIVISION TITLE** – The Vikings overcame every critic's expectations in 2000 to post an 11-5 regular-season record, win the franchise's 16th NFC Central title and made the 23rd playoff appearance in team history, ending in the 7th NFC Championship game at Giants Stadium.

**YARY ENSHRINED** – On August 4, 2001, Ron Yary was enshrined in the Pro Football Hall of Fame. Yary played 14 seasons with Minnesota and played in 4 Super Bowls and 7 Pro Bowls during his career.

**TICE REPLACES GREEN** – On January 4, 2002, Mike Tice replaced Dennis Green on the sideline for the Vikings. Tice coached the 2001 regular season finale at Baltimore. Green assembled a 97-62 regular season record at the helm of the Vikings. Green led the team to 4 NFC Central Division titles and twice played in the NFC Championship game. Green's teams made the playoffs in 8 of his 10 seasons.

**TICE NAMED HEAD COACH** – On January 10, 2002 Mike Tice was named the 6th Head Coach in Vikings history. Tice is the 3rd of the 6 Vikings Head Coaches to be promoted from within the team's coaching ranks but is the 1st Head Coach to have played for the Vikings.

**NFL RE-ALIGNS** – The 2002 season marked the re-alignment of the NFL as the League expanded to 32 teams when the Houston Texans joined as an expansion franchise. The NFL re-aligned into 8 divisions of 4 teams each. The Vikings moved into the newly-formed NFC North after years in the NFC Central.

**VIKINGS LEAD NFL IN RUSHING** – The 2002 Vikings led the NFL in rushing for the first time in team history with 2,507 yards for the season, an average of 156.7 yards per game. The team also established an NFL mark by becoming the 1st team to make a successful 2-point conversion to win a game when Daunte Culpepper scored on a 2-point run with :05 remaining in the game

to give the Vikings a 32-31 win at New Orleans on December 15, 2002. Culpepper proved to be a dangerous runner himself in 2002, setting team records for attempts (106), yards (609) and rushing TDs (10) by a QB.

**VIKINGS OFFENSE RANKS #1** – The 2003 Vikings became the 1st squad in franchise history to finish the season with the #1 ranked offense in the NFL, averaging 393.4 yards per game and scoring an average of 26.0 points per game.

**ELLER ENSHRINED** – On August 8, 2004, Carl Eller was enshrined in the Pro Football Hall of Fame. Eller, the Vikings career sacks leader, was a member of the vaunted Purple People Eaters defense.

**WILF FAMILY TAKES OWNERSHIP** – An investment group led by brothers Zygmunt and Mark Wilf were unanimously approved as the new owners of the Vikings by their fellow NFL owners on May 25, 2005. The Wilfs, owners of a real estate development company in New Jersey, took ownership in mid-June from former owner Red McCombs, who had owned the club since 1998. Joining the Wilfs ownership group is cousin Leonard Wilf, Reggie Fowler, David Mandelbaum and Alan Landis.

**CHILDRESS TAKES THE HELM** – The Vikings named Brad Childress the 7th head coach in the history of the franchise on January 6, 2006. Childress comes to the Vikings after seven seasons with the Philadelphia Eagles, spending the 2002-05 seasons as offensive coordinator.

**VIKINGS UNVEIL NEW UNIFORMS** – The franchise made the most dramatic change to its uniforms in the history of the team during the 2006 offseason. The team unveiled the new uniforms before an enthusiastic crowd at Mall of America on April 27, 2006.

**VIKINGS SEND A LINEMEN TO PRO BOWL** – The 2006 Vikings strong play along the defensive and offensive lines was recognized league-wide as C Matt Birk, G Steve Hutchinson, DT Kevin Williams and DT Pat Williams all earned Pro Bowl honors.

**ROOKIE RUNS TO RECORDS** – In only his 5th NFL game, rookie RB Adrian Peterson broke the team record for rushing yards in a game with 224 at Chicago (10/14/07). Three weeks later he topped that by setting the NFL single-game rushing record with 296 yards vs. San Diego (11/4/07). He went on to lead the NFC in rushing with 1,341 yards, was named All-Pro, NFL Offensive Rookie of the Year, started in the Pro Bowl and took home game MVP honors.

**SOLID 7 EARN PRO BOWL TRIPS** – The Vikings sent 7 players to Hawaii for the Pro Bowl, the most to earn the honor since the 2000 season. The team was represented by C Matt Birk, G Steve Hutchinson, 5 Darren Sharper, FB Tony Richardson, DT Kevin Williams, DT Pat Williams and RB Adrian Peterson.

**BLOCKBUSTER TRADE LANDS ALLEN** – The Vikings struck a deal with Kansas City to trade 2007 NFL sack leader DE Jared Allen to the club for the Vikings 1st-round (#17) pick in the 2008 Draft, a pair of 3rd-round picks in 2008 and a swap of 6th-round choices.

**ZIMMERMAN ENSHRINED** – On Aug. 2, 2008, T Gary Zimmerman was inducted into the Pro Football Hall of Fame. Zimmerman started all 108 games he played for the Vikings.

**VIKINGS CLAIM FIRST NFC NORTH TITLE** – The Vikings rattle off 9 wins in their last 12 games of 2008 to capture their 1st division title since 2000 and the team's 1st NFC North Championship since the NFC Central was realigned in 2002. The Vikings hosted a playoff game for the 1st time since 2000.

**PETERSON LEADS NFL IN RUSHING** – Second-year RB Adrian Peterson set a team record with 1,760 yards rushing to become the 1st-ever Viking to lead the NFL in rushing. Peterson broke the 100-yard barrier 10 times during the season and became just the 5th player in NFL history to rush for more than 3,000 yards in his 1st 2 seasons (3,101).

**RUSHING DEFENSE DYNASTY** – The Vikings became the first defense since the 1970 merger to rank No. 1 in the NFL against the run for 3 straight years. Minnesota gave up just 76.9 yards per game to lead the league.

**VIKINGS LOSE FOUNDING FATHER** – One of the Vikings original stockholders and most-adamant supporters, Don McNeely passed away in March of 2009. In addition to his role in helping build

the Vikings tradition, McNeely was revered as one of Minnesota's great philanthropists. McNeely was an ardent supporter of the arts and also donated large gifts to the Minnesota State Fair. St. John's University, the Warner Nature Center and the Como Conservatory.

**McDANIEL ENSHRINED** – G Randall McDaniel was inducted in the Pro Football Hall of Fame on August 8, 2009. McDaniel started 12 consecutive Pro Bowls (1989-2000), 202 consecutive games and missed only 2 games his entire career after being a 1st-round pick by the Vikings in 1988.

**FAVRE SIGNS WITH VIKINGS** – A long-time teammate, Brett Favre signed with the Vikings on August 18, 2009. Favre went on to have the best statistical season of his career, throwing for 4,202 yards, 33 TDs and 7 INTs with a 107.2 passer rating, while also setting the NFL record for consecutive games started, a mark formerly held by Vikings legend Jim Marshall.

**BACK-TO-BACK DIVISION TITLES** – The Vikings finished the regular season with a 12-4 mark to capture its 2nd consecutive NFC North title. It marked the first time Minnesota achieved the feat since 1977-78.

**HARVIN NAMED ROOKIE OF THE YEAR** – Rookie WR/KR Percy Harvin burst on the scene and earned Associated Press Offensive Rookie of the Year and was also named Pro Football Weekly/PFWA Offensive Rookie of the Year and Pepsi NFL Rookie of the Year. Harvin set team records with 2,081 all-purpose yards and 2 TDs on kick returns, while sharing the NFL rookie record with 60 receptions for 790 yards. He earned a Pro Bowl berth as a return man.

**10 VIKINGS EARN PRO BOWL BERTHS** – The Vikings led the NFL and tied a team record with 10 players earning Pro Bowl honors. The unit featured 4 players who made their 1st Pro Bowl-Heath Farwell, Bryant McKinnie, Sidney Rice and Percy Harvin. They were joined by Brett Favre, Steve Hutchinson, Adrian Peterson, Jared Allen, Kevin Williams and Antoine Winfield.

**EIGHTH NFC CHAMPIONSHIP GAME** – The Vikings traveled to New Orleans in the 8th NFC Championship game in franchise history for a chance to play in Super Bowl XLIV in South Florida. The teams played to a 28-28 tie in regulation, forcing the game into OT where the Saints hit a 40-yard FG in the extra period to claim a 31-28 victory.

**RANDLE ENSHRIED** – DT John Randle was inducted into the Pro Football Hall of Fame on August 7, 2010 following a 14-year career, including 11 years as a Vikings (1990-2000). He was named to NFL Team of the Decade for the 1990s and led or tied for the team lead in sacks 9 times in his 11 Vikings seasons.

**FRAZIER REPLACES CHILDRESS AFTER 10 GAMES** – Defensive Coordinator/Asst. Head Coach Leslie Frazier took over coaching the team after 10 games in 2010 when Brad Childress was replaced. Frazier won his 1st game as Interim Head Coach on 11/28/10 at Washington.

**ROOF COLLAPSES CAUSES CHAOS 2010** – Heavy snows and inclement weather caused the Metrodome roof to collapse in the early morning hours of December 12, 2010, forcing the final 2 home games of the 2010 season to be moved from the facility. The Vikings played host to the NY Giants in Detroit at Ford Field on 12/13 and the club's final home game was played at the University of Minnesota's TCF Bank Stadium, a Monday Night Football contest against Chicago on 12/20. The team had a road game against Philadelphia postponed due to weather from Sunday night, 12/26, to Tuesday night, 12/28.

**50 GREATEST VIKINGS CAPS 20TH SEASON CELEBRATION** – Vikings legends reunited for a celebration of the storied history of the Vikings' franchise during a weekend of activities leading up to the Monday Night Football game versus Chicago on December 20, 2010. The team unveiled the 50 greatest Vikings and they were introduced to fans at halftime of the snowy game at TCF Bank Stadium. The snowy atmosphere was fitting and marked the first outdoor home game for the Vikings since the 1981 Met Stadium finale on 12/20/81, 30 years to the day.

**FRAZIER NAMED HEAD COACH** – After serving as Interim Head Coach for the final 6 games of the 2010 season, Leslie Frazier was named the Head Coach on Monday, January 3, 2011, the day after the 2010 regular season finale. Frazier posted a 3-3 mark in the interim role and during

trying times as the team lost its home field due to a weather-related collapse of the Metrodome.

**MADIEU WILLIAMS NAMED NFL MAN OF THE YEAR** – On Feb. 6, 2011 Vikings 5 Madieu Williams became only the 2nd Vikings player, joining Cris Carter, to earn Walter Payton Man of the Year honors from the NFL.

**ALLEN BREAKS TEAM SACK RECORD** – DE Jared Allen had one of the best seasons for a pass rusher in NFL history in 2011. Recording 22.0 sacks, Allen broke Chris Doleman's team record of 21.0 sacks in a season and fell just 5 sack short of the NFL's single-season sack record.

**SPIELMAN NAMED GENERAL MANAGER** – On January 3, 2012, Rick Spielman was named the team's General Manager. He had previously been the Vikings Vice President of Player Personnel from 2006-2011.

**DOLEMAN ENSHRIED** – DE Chris Doleman was inducted into the Pro Football Hall of Fame on Aug. 3, 2012 following a 15-year career, including 10 with the Vikings. His 150.5 sacks was ranked fourth all-time in the NFL at the time of his retirement.

**NEW STADIUM DEAL APPROVED** – In May 2012, a bill for a new Minnesota Vikings stadium was passed through the Minnesota legislature and signed by Governor Mark Dayton. Funded by the Vikings, the State of Minnesota, and the City of Minneapolis, the new stadium will be located on the current Metrodome site. Ground was broke for the stadium in December of 2013.

**PETERSON POSTS EPIC SEASON** – Adrian Peterson had a season for the ages, coming back from a severe knee injury at the end of 2012 to set a franchise record and post the 2nd-best rushing season in NFL history with 2,097 yards. Peterson broke Robert Smith's Vikings career rushing mark in the 1st game of the season. Peterson went on to become only the 3rd Vikings player to earn Associated Press MVP honors for his efforts along with AP Offensive Player of the Year, 1st-Team All-Pro and Pro Bowl honors.

**TURNAROUND EARNS PLAYOFF BERTH** – The Vikings rebounded from a 3-13 mark in 2012 to go 10-6 and earn a Wild Card Playoff berth in 2013, the biggest single-season win improvement in team history at +7.

**CARTER ENSHRIED** – WR Cris Carter was inducted into the Pro Football Hall of Fame on Aug. 4, 2013. Carter holds the Vikings career receptions, yards and TDs records. Carter was a 16-time All-Pro and 8-time Pro Bowler during his 14 NFL seasons.

**VIKINGS HOST REGULAR SEASON HOME GAME IN LONDON** – The Vikings played the 1st regular season game in franchise history outside of the United States in a 34-27 win over Pittsburgh at London's Wembley Stadium in the International Series on September 29, 2013. The Vikings had previously played a preseason game at Wembley in 1983 against the St. Louis Cardinals.

**ROOKIE CORDARRELLE PATTERSON SETS UNBREAKABLE RECORD** – In only his 7th career game, rookie WR/KR Cordarrelle Patterson tied an NFL record for the longest play in league history and set the mark for longest KO return with his 109-yard TD vs. Green Bay on Oct. 27, 2013. The only other 109-yard play came in 2007 against the Vikings at Mall of America Field when Antonio Carmartie returned a Vikings missed FG 109 yards for a score.

**GROUNDBREAKING ON NEW STADIUM** – Vikings ownership and management, state leaders and elected officials joined together to officially break ground on the new stadium building project on December 3, 2013.

**ALL MALL OF AMERICA FIELD TEAM YEAR** – Fan voting on Vikings.com selected a 27-member team and head coach of Vikings alumni that played most of their careers with the club at Mall of America Field at HHH Metrodome.

**LAST GAME IN THE DOME** – After calling Mall of America Field at HHH Metrodome home for 32 seasons, the Vikings played the final game in the stadium in the 2013 season finale. Minnesota topped Detroit 14-13 to send the stadium out on a winning note.

**MIKE ZIMMER HIRED AS NINTH COACH IN TEAM HISTORY** – Cincinnati Bengals defensive coordinator Mike Zimmer was hired as the 9th coach in Vikings history on January 15, 2014. The veteran defensive coach comes to Minnesota with 20 seasons of NFL experience under his belt and a Super Bowl victory with Dallas.

**MINNESOTA AWARDED SUPER BOWL LII AT NEW STADIUM IN 2018** – Minnesota's bid for Super Bowl LII was successful when selected on May 20, 2014 as the host community for the world-renowned event. The game itself will be played at the New Minnesota Stadium but the entire greater Twin Cities metro area will accommodate the week long festivities.

**VIKINGS RETURN TO OUTDOOR FOOTBALL** – On August 8, 2014 in a preseason game vs. the Oakland Raiders, the Vikings returned to the elements playing outdoors for 2 seasons at TCF Bank Stadium on the campus of the University of the Minnesota while the new Minnesota Stadium is being constructed with completion scheduled in time for the 2016 season. The Vikings went 5-3 at home in their first season outdoors since 1981.

**ZIMMER ERA BEGINS WITH WIN** – On September 7, 2014, Head Coach Mike Zimmer won his first game in dominating fashion beating the St. Louis Rams 34-6.

**NEW MINNESOTA STADIUM SELECTED FINAL FOUR SITE IN 2019** – Announced on November 14, 2014, the iconic new Minnesota Stadium was awarded 2019 NCAA Men's Final Four to be held April 6-8, 2019. Minnesota was awarded the 2019 high profile event after a multi-year bid process.

**BUD GRANT WAY UNVEILED** – At an unveiling ceremony on December 1, 2014, the Vikings and the City of Minneapolis honored former Head Coach Bud Grant with a street named in his honor outside of the new Minnesota Stadium.

**TINGELHOFF ENSHRIED** – C Mick Tingelhoff was inducted into the Pro Football Hall of Fame on August 8, 2015. Tingelhoff played in 240 consecutive games and didn't miss a game in his 17-year career. Tingelhoff was a 7-time All-League selection and was named to 6 consecutive Pro Bowls. As a part of Tingelhoff's enshrinement, the Vikings will play the Steelers in the Hall of Fame Game scheduled for August 9. It will be the 4th time the Vikings have participated in the Hall of Fame Game.

**ZIMMER CAPTURES 1ST NFC NORTH TITLE** – The Vikings closed the 2015 regular season with 3 straight wins, including a 20-13 victory over the Packers at Lambeau Field in the finale on Jan. 3, 2016. The road win secured Minnesota's 1st NFC North title since 2009 and 1st playoff appearance since 2012.

**ADRIAN PETERSON WINS RUSHING TITLE** – For the 3rd time in his career, Adrian Peterson led the NFL in rushing yards running for 1,485 yards in 2015.

**COLDEST GAME IN FRANCHISE HISTORY** – The Vikings hosted the Seattle Seahawks on Jan. 10, 2016, in the Wildcard Round of the playoffs in the coldest game in franchise history. The temperature at kickoff was minus-6 degrees Fahrenheit with a wind chill of negative 25 with a capacity crowd at TCF Bank Stadium in the last outdoor game played in Minnesota.

**U.S. BANK STADIUM OPENS** – Erected at the site of the Metrodome, U.S. Bank Stadium opened it's doors in July 2016. Luke Bryan and Metallica concerts and an international soccer match between Chelsea and AC Milan were the opening events in the new stadium.

**BREAKING GROUND IN EAGAN** – The Vikings broke ground on their new training facility- the Twin Cities Orthopedics Performance Center- in Eagan on August 2. The facility will open in spring 2018 as the Vikings headquarters for football and business operations.

**U.S. BANK STADIUM OPENS FOR PLAY** – The Vikings hosted the San Diego Chargers in a preseason contest played on Aug. 28, 2016 and the Green Bay Packers in the first regular season game at U.S. Bank Stadium in a primetime game on Sunday Night Football on Sept. 18, 2016, a 17-14 Vikings win to kick off the home slate. Kyle Rudolph scored the 1st Vikings TD on a pass from Sam Bradford.

**BRADFORD SETS NFL RECORD** – Acquired via trade from Philadelphia in the week before the 2016 regular season, QB Sam Bradford took over starting duties for the final 15 games of the season following Teddy Bridgewater's season-ending injury. Bradford set the NFL record with a 71.6% completion rate (395-of-552).

# VIKINGS COACHING HISTORY

Years	Head Coach	Total Games	Regular Season (%)	Playoffs (%)	Overall (%)
1961-66	Norm Van Brocklin	84	29-51-4 (.369)	0-0-0 (.000)	29-51-4 (.369)
1967-83, '85	Bud Grant	281	158-96-5 (.620)	10-12-0 (.454)	168-108-5 (.607)
1984	Les Steckel	16	3-13-0 (.188)	0-0-0 (.000)	3-13-0 (.188)
1986-91	Jerry Burns	101	52-43-0 (.547)	3-3-0 (.500)	55-46-0 (.544)
1992-2001	Dennis Green	171	97-62-0 (.610)	4-8-0 (.250)	101-70-0 (.591)
2001-05	Mike Tice	67	32-33-0 (.492)	1-1-0 (.500)	33-34-0 (.493)
2006-10	Brad Childress	77	39-35-0 (.527)	1-2-0 (.333)	40-37-0 (.519)
2010-13	Leslie Frazier	55	21-32-1 (.398)	0-1-0 (.000)	21-33-1 (.391)
2014-16	Mike Zimmer	49	26-22-0 (.542)	0-1-0 (.000)	26-23-0 (.531)
<b>Total</b>		<b>901</b>	<b>457-387-10 (.541)</b>	<b>19-28-0 (.404)</b>	<b>476-415-10 (.534)</b>



Norm Van Brocklin



Bud Grant




Les Steckel



Jerry Burns



Dennis Green




Mike Tice



Brad Childress



Leslie Frazier



Mike Zimmer

**Norm Van Brocklin** - Named Vikings Head Coach on January 18, 1961...The former quarterback had retired from the NFL following the 1960 season after 12 professional seasons with the Los Angeles Rams (1949-57) and Philadelphia Eagles (1958-60)...The Dutchman™ led the Eagles to the NFL crown in 1960 and was the League MVP...Set an NFL record with 54 passing yards in the 1951 season opener...Threw for 23,611 yards and 173 TDs in his NFL career and played in 10 Pro Bowls...Inducted into the Pro Football Hall of Fame in 1971...Coached 84 games with the Vikings with a 29-51-4 record...Went on to coach the Atlanta Falcons from 1968-73...Born March 15, 1926, in Eagle Butte, SD...Died May 2, 1983...Attended the University of Oregon where he was an All-American.

**Bud Grant** - Named Vikings Head Coach on March 10, 1967...Came to Minnesota following a successful coaching career in the Canadian Football League with the Winnipeg Blue Bombers, leading the team to 4 Grey Cup championships and playing in the game 6 times...Coached the Vikings in 281 total games, retiring after the 1983 season only to be coaxed back to coach the team again in 1985 before retiring for good...Led Vikings to Super Bowl IV, VIII, IX and XI...Won 11 Central Division titles and made 12 appearances in the playoffs...Member of both the CFL and Pro Football Halls of Fame...Born May 20, 1927 in Superior, WI...Resides in Bloomington, MN...An avid outdoorsman who travels the world hunting and fishing.

**Les Steckel** - Named Vikings Head Coach on January 29, 1984...Coached the Vikings for the 1984 season, finishing 3-13...Served as an offensive assistant with the Vikings for 5 seasons prior to taking over head coaching duties...Came to Minnesota in 1979 after working on the San Francisco 49ers staff...Was the youngest head coach in the NFL in 1984 at age 38...Born July 1, 1946, in Whitehall, PA...Began his playing career at Kansas as a walk-on, playing 4 seasons for the Jayhawks as a running back...Worked for Senator Robert Kennedy's campaign as a volunteer following his 1968 graduation...Joined the Marine Corps and served as an Infantry Lieutenant, seeing combat in Vietnam...Left the service in 1972 and began his coaching career at Colorado, working with the Buffaloes from 1972-76, the US Naval Academy in 1977 and the 49ers in 1978.

**Jerry Burns** - Named Vikings Head Coach on January 6, 1986...Served as Vikings offensive coordinator from 1968-85, guiding the team to 4 Super Bowl berths and 11 Central Division titles...Served as Vikings Head Coach 6 seasons, 1986-91...Coached the team in 101 total games, going 52-43 in the regular season and 3-3 in the playoffs...Led the Vikings to the NFC Championship game in 1987, earning super contracts with New Orleans and San Francisco along the way before falling to the Redskins 17-10 in Washington...Won the NFC Central in 1989...Coached in 6 Super Bowls, 4 as Vikings offensive coordinator and 2 as the Green Bay Packers' defensive backs coach in Super Bowls I and II...Played QB for Michigan on the 1950 Rose Bowl team...Began his coaching career in 1951 at University of Hawaii...Head Coach at the University of Iowa from 1961-65...Born January 24, 1927...Resides in Eden Prairie, MN.

**Dennis Green** - Named Vikings Head Coach on January 10, 1992...Came to Minnesota after reviving the Stanford University football program, serving as Head Coach from 1989-91, the only Vikings Head Coach to come directly from the college ranks...Coached 171 total games in 10 seasons with the Vikings, leading the team to 4 Central Division titles and the NFC Championship game twice...Vikings made the playoffs 8 of Green's 10 seasons and the 1998 club set the NFL single-season scoring record at 556 points, averaging 34.8 points per game...An advocate of community involvement, Green initiated Community Tuesdays, which had players active in the Twin Cities on their day off, a concept that spread to the entire National Football League...Born February 17, 1949 in Harrisburg, PA...Named NFL Coach of the Year in 1992 by the Washington Touchdown Club and in 1998 by Sports Illustrated and the Maxwell Club.

**Mike Tice** - Named Vikings Head Coach on January 10, 2002 after serving as the team's coach for the final regular season game of the 2001 season...Became the 1st Vikings player to go on and serve as Head Coach...Enjoyed a 14-year NFL playing career as a TE, including 1992-93, '95 with the Vikings...Played in 177 career games with Seattle, Washington and Minnesota...Originally signed by Seattle as a rookie free agent QB in 1981...Born February 2, 1959, in Bayshore, NY...Began coaching career with Minnesota Vikings as TE coach in 1990...Coached offensive line from 1997-2001 and added title of Assistant Head Coach in 2001.

**Brad Childress** - Named Vikings Head Coach on January 6, 2006...Led Vikings to consecutive NFC North titles in 2008-09...Won first game with Vikings over Washington on Monday Night Football...Joined the Vikings after 7 seasons with Philadelphia, working from 2002-05 as the Eagles' offensive coordinator...Helped guide Eagles to Super Bowl XXXIX...Coached at University of Wisconsin from 1991-98...Got first taste of NFL coaching with Indianapolis Colts in 1985...Started coaching career at University of Illinois from 1978-84...Born June 27, 1956 and raised in Aurora, IL.

**Leslie Frazier** - Named Vikings Head Coach on January 3, 2011 after serving as Interim Head Coach for final 6 games of 2010 season, going 3-3...Finished 21-32-1 as Head Coach in the regular season...Made his first and only playoff appearance as Vikings head coach in 2012 after going 10-6...Led the team to the biggest single-season turnaround in team history and finished tied for 3rd in Coach of the Year voting...Won 1st game as interim coach at Washington (11/28/10)...Spent 2007-10 as Vikings Defensive Coordinator...The 1st Vikings Head Coach to come from a defensive background...Played for Division rival Chicago from 1981-86, starting at CB on Bears Super Bowl XX Championship team...Joined Bears as a rookie free agent in 1981 from Alcorn State...Entered NFL as assistant coach with Philadelphia in 1999...Began coaching career in 1988 at tiny Trinity College in suburban Chicago, starting the football program from the ground up as the 1st coach in program history...Part of Super Bowl winner with Chicago as a player and Indianapolis Colts as an assistant coach...Born April 3, 1959 in Columbus, MS.

**Mike Zimmer** - Named Vikings Head Coach on January 15, 2014...Went 18-14, including an 11-5 record at TCF Bank Stadium, in his first two seasons as a head coach...Served as a defensive coordinator for the previous 14 seasons for Cincinnati (2000-13), Atlanta (2007) and Dallas (2000-06)...Has been a part of 12 playoff teams in his NFL tenure and teams that have won 8 Division titles...Coached the Cowboys DBs when the team won Super Bowl XXX over Pittsburgh after the 1995 season...His Bengals defenses from 2008-13 ranked in the NFL's top 10 in total defense 4 times, climbing to #3 in 2013...Had a top 7 defense 4 of his final 5 seasons with Cincinnati...Before moving to the NFL ranks, spent 15 seasons coaching at the collegiate level where he spent his final 5 seasons as defensive coordinator at Washington State from 1989-93...Was at Weber State from 1981-88 serving as defensive coordinator from 1983-88...Entered the coaching profession at Missouri where he served as an assistant from 1979-80...Played QB and then later LB at Illinois State...Has 3 children, son Adam and daughters Cori and Marki...Adam serves as the Vikings LBs coach. Wife, Vikki, passed in 2009...Born June 5, 1956 in Peoria, IL.

KICKOFF  
EXECUTIVES  
COACHES  
STAFF  
PLAYERS  
ROOKIES  
2016 SEASON  
RECORDS  
PLAYOFF RECORDS  
HISTORY  
EXTRA POINTS

# VIKINGS ALL-TIME COACHING STAFFS

**HEAD COACH** YEARS  
Norm Van Brocklin 1961-66

Walt Yowarsky, Darrel Brewster (1961-63), Harry Gilmer (1961-64), Stan West (1961-63), Tom McCormick (1963-66), Marion Campbell (1964-66), Lew Carpenter (1964-66), Jack Faulkner (1965), Jim Carr (1966).

**Bud Grant** 1967-83

Buster Mertes, John Michels, Jim Carr (1967-68, 1978-81), Bob Holloway 1967-70, '78-83), Jerry Burns (1968-83), Neill Armstrong (1969-77), Jack Patera (1969-75), Jocko Nelson (1971-78), Buddy Ryan (1976-77), Murray Warmath (1978-79), Floyd Reese (1979-83), Les Steckel (1979-83), Tom Cecchini (1980-83), Jed Hughes (1982-83).

**Les Steckel** 1984

Tom Batta, Raymond Berry, Bud Bjornaraa, Dean Brittenham, Jerry Burns, Ross Fichtner, Bob Holloway, Bob Leahy, Buster Mertes, John Michels, Dan Radakovich, Floyd Reese, Dick Rehbein, Mike Sweatman.

**Bud Grant** 1985

Tom Batta, Jerry Burns, Pete Carroll, Bob Holloway, John Michels, Floyd Reese, Dick Rehbein, Marc Trestman, Paul Wiggins.

**Jerry Burns** 1986-91

Tom Batta, John Michels, Dick Rehbein, Paul Wiggins, Pete Carroll (1986-89), Bob Holloway (1986), Monte Kiffin (1986-89, '91), Floyd Peters (1986-90), Bob Schnelker (1986-90), Marc Trestman (1986, '89-'91), John Brunner (1987-91), Rollie Dotsch (1987), Jerry Brown (1988-91), Maxie Baughan (1989-91), Tom Moore (1989-91).

**Dennis Green** 1992-2001 (Mike Tice coached last game of 2001)

Richard Solomon (1992-01), Steve Wetzel (1992-01), Tom Batta (1992-93), Jack Burns (1992-93), Brian Billick (1992-98), Tony Dungy (1992-95), Monte Kiffin (1992-94), John Michels (1992-93), Tom Moore (1992-93), Willie Shaw (1992-93, 2001), John Teerlink (1992-94), Tyrone Willingham (1992-94), Mike Wolf (1992-94), Chris Foerster (1993-95), Carl Hargrave (1994-2001), Foge Fazio (1995-99), John Leva (1995-99), Chip Myers (1995-98), Ray Sherman (1995-97, '99), Jeff Friday (1996-98), Tom Olivadotti (1996-99), Mike Tice (1996-2001), Dave Atkins (1997-99), Wade Harman (1997-99), Hubbard Alexander (1998-99), Andre Patterson (1998-99), Dean Dalton (1999-2001), John Kasper (1999), John Tice (1999-2001), Alex Wood (1999-2001), Charlie Baggett (2000-01), John Fontes (2000-01), Chuck Knox, Jr. (2000-01), Daryl Lawrence (2000-01), Sherman Lewis (2000-01), Emmitt Thomas (2000-01), Fred von Appen (2000), Brian Baker (2001), Gary Zauner (1994-01), Trent Walters (1994-01), Keith Rowan (1994-96), Jerry Rhome (1994), Mark Asanovich (1995).

**Mike Tice** 2002-05

Charlie Baggett (2002-04), Brian Baker (2002-05), Pete Bercich (2002-05), Ted Cottrell (2004-05), Dean Dalton (2002-05), Mark Ellis (2004-05), Jay Hayes (2002), Chuck Knox, Jr. (2002-05), Daryl Lawrence (2002-03), Scott Linehan (2002-04), Steve Lova (2002-05), George O'Leary (2002-03), Jim Panagos (2002-05), Willie Shaw (2002-03), John Tice (2002-05), Steve Wetzel (2002-03), Alex Wood (2002), Randy Hanson (2003-05), Kevin Ross (2003-05), Kurtis Shultz (2004-05), Rusty Tillman (2003-05), Wes Chandler (2005), Foge Fazio (2005), Rich Olson (2005), Jerry Rhome (2005).

**Brad Childress, Leslie Frazier** 2006-10 (Frazier coached last 6 games of 2010)

June Barnett (2006-10), Darrell Bevell (2006-10), Eric Blieniemy (2006-10), Brendan Daly (2006-08), Karl Dunbar (2006-10), Paul Ferraro (2006-08), Ryan Ficken (2007-10), Leslie Frazier (2007-10), Jason Glenn (2009), Jim Huerber (2006-10), Jeff Imanura (2006-10), Jimmie Johnson (2006-10), Tom Kanavy (2006-10), Derek Mason (2007-09), Clay Matchett (2006), Pat Morris (2006-10), Brian Murphy (2006-10), Chad O'Shea (2006-08), Fred Pagac (2006-10), Dennis Polian (2009-10), Diron Reynolds (2009-10), Kevin Rogers (2006-10), Matt Sheldon (2010), Ryan Silverfield (2008-10), Kevin Stefanski (2006-10), George Stewart (2007-10), Martin Streight (2006-10), Mike Tomlin (2006), Chris White (2009-10), Joe Woods (2006-10), Darrell Wyatt (2006).

**Leslie Frazier** 2011-13

June Barnett (2011), Brendan Daly (2012-13), Jeff Davidson (2011-13), Karl Dunbar (2011), Ryan Ficken (2011-13), Jeff Howard (2013), Jeff Imanura (2011-13), Craig Johnson (2011-13), Jimmie Johnson (2011-13), Tom Kanavy (2011-13), Clint Kubiak (2013), Aaron McClain (2012-13), Bill Musgrave (2011-13), Fred Pagac (2011-13), Mike Priefer (2011-13), Diron Reynolds (2011-13), James Saxon (2011-13), Matt Sheldon (2011), Ryan Silverfield (2011-13), Mike Singletary (2011-13), Kevin Stefanski (2011-13), George Stewart (2011-13), Martin Streight (2011-13), Cameron Turner (2011-12), Chris White (2011-12), Alan Williams (2012-13), Joe Woods (2011-13).

**Mike Zimmer** 2014-17

Robb Akey (2014), Clancy Barone (2017), Jeff Davidson (2014-15), George Edwards, Ryan Ficken, Hank Fraley (2014-16), Jonathan Gannon, Jerry Garr, Darrell Hazell (2017), Jeff Howard, Jeff Hurd (2014-16), Andrew Janocko (2015-16), Clint Kubiak (2013), Reshard Langford (2017), Chaz Mahle (2015-16), Evan Marcus (2014-15), Andre Patterson, Drew Petzing, Kennedy Polamalu (2017), Mike Priefer, Robert Rodriguez (2015-16), Brent Salazar (2016), Pat Shurmur (2016-), Tony Sparano (2016-), Kevin Stefanski, George Stewart (2014-16), Norv Turner (2014-16), Scott Turner (2014-16), Mark Uyeypa (2017), Kirby Wilson (2014-15), Adam Zimmer.

## VIKINGS ALL-TIME ASSISTANT COACHES ROSTER

Akey, Robb, 2014  
Alexander, Hubbard, 1998-99  
Armstrong, Neill, 1969-77  
Atkins, Dave, 1997-99  
Asanovich, Mark, 1995  
Baggett, Charlie, 2000-04  
Baker, Brian, 2001-03  
Barnett, June, 2006-11  
Barone, Clancy, 2017  
Batta, Tom, 1984-93  
Baughan, Maxie, 1989-91  
Bercich, Pete, 2002-05  
Berry, Raymond, 1984  
Bevell, Darrell, 2006-10  
Blieniemy, Eric, 2006-10  
Billick, Brian, 1992-98  
Bjornaraa, Bud, 1984  
Brewster, Darrel, 1961-63  
Brittenham, Dean, 1984  
Brown, Jerry, 1988-91  
Brunner, John, 1987-91  
Burns, Jerry, 1968-85  
Burns, Jack, 1992-93  
Campbell, Marion, 1964-66  
Carpenter, Lew, 1964-66  
Carr, Jim, 1966-68; 1978-81  
Carroll, Pete, 1985-89  
Cecchini, Tom, 1980-83  
Cottrell, Ted, 2004-05  
Dalton, Dean, 1999-2005  
Daly, Brendan, 2006-08; '12-13  
Davidson, Jeff, 2011-15  
Dotsch, Rollie, 1987  
Dunbar, Karl, 2006-11  
Dungy, Tony, 1992-95  
Edwards, George, 2014-17  
Ellis, Mark, 2004-05  
Faulkner, Jack, 1965  
Fazio, Foge, 1995-99, 2005  
Ferraro, Paul, 2006-08  
Fichtner, Ross, 1984

Ficken, Ryan, 2007-17  
Foerster, Chris, 1993-95  
Fontes, John, 2000  
Fraley, Hank, 2014-16  
Frazier, Leslie, 2007-10  
Friday, Jeff, 1996-98  
Gannon, Jonathan, 2014-17  
Gilmer, Harry, 1961-64  
Glenn, Jason, 2009  
Gray, Jerry, 2014-17  
Hanson, Randy, 2003-05  
Hargrave, Carl, 1994-2001  
Harman, Wade, 1997-98  
Hayes, Jay, 2002  
Hazell, Darrell, 2017  
Holloway, Bob, 1967-70; '78-86  
Howard, Jeff, 2013-17  
Huerber, Jim, 2006-10  
Hughes, Jed, 1982-83  
Hurd, Jeff, 2014-16  
Imamura, Jeff, 2006-13  
Janocko, Andrew, 2015-17  
Johnson, Craig, 2011-13  
Johnson, Jimmie, 2006-13  
Kanavy, Tom, 2006-13  
Kasper, John, 1999  
Kiffin, Monte, 1986-89; '91-94  
Knox, Jr., Chuck, 2000-05  
Kubiak, Clint, 2013-14  
Lawrence, Daryl, 2000-03  
Leahy, Bob, 1984  
Leva, John, 1995-97  
Lewis, Sherman, 2000-01  
Linehan, Scott, 2002-04  
Lunya, Steve, 2002-05  
Mahle, Chaz, 2015-17  
Mason, Derek, 2007-09  
Marcus, Evan, 2014-15  
Matchett, Clay, 2006  
McCormick, Tom, 1963-66  
McLaurin, Aaron, 2012-13

Mertes, Buster, 1967-84  
Michels, John, 1967-93  
Moore, Tom, 1989-93  
Morris, Pat, 2006-10  
Murphy, Brian, 2006-10  
Musgrave, Bill, 2011-13  
Myers, Chip, 1995-98  
Nelson, Jocko, 1971-78  
O'Leary, George, 2002-03  
O'Shea, Chad, 2006-08  
Olivadotti, Tom, 1996-99  
Olson, Rich, 2005  
Pagac, Fred, 2006-13  
Panagos, Jim, 2002-05  
Patera, Jack, 1969-75  
Patterson, Andre, 1998-99, 2014-17  
Peters, Floyd, 1986-90  
Petzing, Drew, 2014-17  
Polamalu, Kennedy, 2017  
Polian, Dennis, 2009-10  
Priefer, Mike, 2011-13  
Radakovich, Dan, 1984  
Reese, Floyd, 1979-85  
Rehbein, Dick, 1984-91  
Reynolds, Diron, 2009-13  
Rhome, Jerry, 1994, 2005  
Rodriguez, Robert, 2015-17  
Rogers, Kevin, 2006-10  
Ross, Kevin, 2003-05  
Rowen, Keith, 1994-96  
Ryan, Buddy, 1976-77  
Salazar, Brent, 2016  
Saxon, James, 2011-13  
Schnelker, Bob, 1986-90  
Sheldon, Matt, 2010-11  
Shultz, Kurtis, 2004-05  
Shurmur, Pat, 2016-17  
Shaw, Willie, 1992-93; 2001-02  
Sherman, Ray, 1995-97; '99  
Silverfield, Ryan, 2008-13  
Singletary, Mike, 2011-13

Solomon, Richard, 1992-2001  
Sparano, Tony, 2016-17  
Steckel, Les, 1979-83  
Stefanski, Kevin, 2006-17  
Stewart, George, 2007-16  
Streight, Martin, 2006-13  
Sweatman, Mike, 1984  
Teerlink, John, 1992-94  
Thomas, Emmitt, 2000-01  
Tice, John, 1999-2005  
Tice, Mike, 1992-2001  
Tillman, Rusty, 2003-05  
Tomlin, Mike, 2006  
Trestman, Marc, 1985-86; '89-91  
Turner, Cameron, 2011-12  
Turner, Norv, 2014-16  
Turner, Scott, 2014-16  
Uyeypa, Mark, 2017-  
von Appen, Fred, 2000  
Walters, Trent, 1994-2001  
Warmath, Murray, 1978-79  
White, Chris, 2009-12  
West, Stan, 1961-63  
Wetzel, Steve, 1992-2003  
Winggin, Paul, 1985-91  
Williams, Alan, 2012-13  
Willingham, Tyrone, 1992-94  
Wilson, Kirby, 2014-15  
Wolf, Mike, 1992-94  
Wood, Alex, 1999-2002  
Woods, Jay, 2006-13  
Wyatt, Darrell, 2006  
Yowarsky, Walt, 1961-66  
Zauner, Gary, 1994-2001  
Zimmer, Adam, 2014-17

# VIKINGS RESULTS YEAR-BY-YEAR

## ALL-TIME RECORD: REGULAR SEASON 457-387-10 / POST SEASON 19-28 / OVERTIME 23-21-3

**1961**

**Head Coach: Norm Van Brocklin**  
*Preseason (0-5)*

8/5	L	13	Dallas at Sioux Falls (4,954)	38
8/18	L	3	at Baltimore Colts (10,203)	13
8/26	L	10	San Fran. at Portland (27,044)	14
9/2	L	7	Chicago at Cedar Rapids (12,500)	30
9/10	L	17	L.A. Rams (27,982)	21

**Regular Season (3-11)**  
**Finish: 7th in NFL Western Conference**

9/17	W	37	Chicago (32,236)	13
9/24	L	7	at Dallas (12,992)	21
10/1	L	33	at Baltimore Colts (54,259)	34
10/8	L	0	Dallas (33,070)	38
10/15	L	24	San Francisco (34,415)	28
10/22	L	7	Green Bay (42,007)	33
10/29	L	10	at Green Bay (Milw.) (44,112)	28
11/5	L	17	at L.A. Rams (38,594)	31
11/12	W	28	Baltimore Colts (38,010)	20
11/19	L	10	at Detroit (32,296)	37
11/26	L	28	at San Francisco (43,905)	38
12/3	W	42	L.A. Rams (30,068)	13
12/10	L	7	at Detroit (42,655)	21
12/17	L	35	at Chicago (34,539)	52
		<b>285</b>		<b>407</b>

**1962**

**Head Coach: Norm Van Brocklin**  
*Preseason (2-3)*

8/11	L	24	San Francisco at Seattle (22,500)	30
8/18	L	24	L.A. Rams at Portland (23,544)	33
8/25	L	21	St. L. Cards at Mpls.-Parade (15,500)	24
9/2	W	24	Baltimore Colts (29,544)	13
9/8	W	45	Dallas at Atlanta (12,500)	26

**Regular Season (2-11-1)**  
**Finish: 6th in NFL Western Conference**

9/16	L	7	at Green Bay (38,669)	34
9/23	L	7	Baltimore Colts (30,787)	34
9/30	L	7	at San Francisco (38,407)	21
10/7	L	0	Chicago (33,141)	13
10/14	L	21	Green Bay (41,475)	48
10/21	W	38	at L.A. Rams (33,071)	14
10/28	W	31	Philadelphia (30,071)	21
11/4	L	31	at Pittsburgh (14,642)	39
11/11	L	30	at Chicago (46,984)	31
11/18	L	6	Detroit (31,257)	17
11/25	T	24	L.A. Rams (26,728)	24
12/2	L	12	San Francisco (33,076)	35
12/9	L	23	at Detroit (42,256)	37
12/16	L	17	at Baltimore Colts (53,645)	42
		<b>254</b>		<b>410</b>

**1963**

**Head Coach: Norm Van Brocklin**  
*Preseason (4-1)*

8/10	W	43	San Francisco at Portland, OR (20,837)	28
8/17	W	27	at L.A. Rams (42,966)	3
8/25	W	17	N.Y. Giants (29,815)	16
8/31	L	27	Philadelphia at Hershey, PA (15,861)	34
9/6	W	35	at St. Louis (30,842)	0

**Regular Season (5-8-1)**  
**Finish: Tied 4th in NFL Western Conference**

9/15	W	24	at San Francisco (30,781)	20
9/22	L	7	Chicago (33,923)	28
9/29	W	45	San Francisco (28,567)	14
10/6	L	14	St. Louis Cards (30,220)	56

10/13	L	28	Green Bay (42,567)	37
10/20	L	24	at L.A. Rams (30,555)	27
10/27	L	10	at Detroit (44,509)	28
11/3	W	21	L.A. Rams (33,567)	13
11/10	L	7	at Green Bay (42,327)	38
11/17	L	34	Baltimore Colts (33,136)	37
11/24	W	34	Detroit (28,763)	31
12/1	T	17	at Chicago (47,249)	17
12/8	L	10	at Baltimore Colts (54,122)	41
12/15	W	34	at Philadelphia (54,403)	13
		<b>309</b>		<b>390</b>

**1964**

**Head Coach: Norm Van Brocklin**  
*Preseason (5-0)*

8/8	W	21	N.Y. Giants (31,581)	7
8/15	W	24	St. L. Cards at Atlanta (9,500)	10
8/22	W	24	San Fran. at Salt Lake (20,207)	21
8/29	W	34	at L.A. Rams (39,938)	23
9/5	W	21	Philadelphia at Hershey (9,212)	20

**Regular Season (8-5-1)**  
**Finish: Tied 2nd in NFL Western Conference**

9/13	W	34	Baltimore Colts (35,563)	24
9/20	L	28	Chicago (41,387)	34
9/27	L	13	at L.A. Rams (50,009)	22
10/4	W	24	at Green Bay (42,327)	23
10/11	L	20	Detroit (40,840)	24
10/18	W	30	Pittsburgh (39,873)	10
10/25	W	27	at San Francisco (31,845)	22
11/1	L	13	Green Bay (44,278)	42
11/8	W	24	San Francisco (40,408)	7
11/15	L	14	at Baltimore Colts (60,213)	17
11/22	T	23	at Detroit (48,291)	23
11/29	W	34	L.A. Rams (31,677)	13
12/6	W	30	at N.Y. Giants (62,802)	21
12/13	W	41	at Chicago (46,486)	14
		<b>355</b>		<b>296</b>

**1965**

**Head Coach: Norm Van Brocklin**  
*Preseason (5-0)*

8/14	W	31	Pittsburgh at Atlanta (39,240)	21
8/20	W	35	Philadelphia (43,125)	21
8/28	W	20	Washington at Charlotte, NC (20,425)	16
9/3	W	57	Dallas at Birmingham (41,500)	17
9/11	W	24	N.Y. Giants at Omaha (14,250)	9

**Regular Season (7-7)**  
**Finish: Tied 5th in NFL Western Conference**

9/19	L	16	at Baltimore Colts (56,562)	35
9/26	L	29	Detroit (46,826)	31
10/3	W	38	at L.A. Rams (36,755)	35
10/9	W	40	N.Y. Giants (44,283)	14
10/17	L	37	Chicago (47,426)	45
10/24	W	42	at San Francisco (42,680)	41
10/31	W	27	at Cleveland (83,505)	17
11/7	W	24	L.A. Rams (47,426)	13
11/14	L	21	Baltimore Colts (47,426)	41
11/21	L	13	Green Bay (47,426)	38
11/28	L	24	San Francisco (40,306)	45
12/5	L	19	at Green Bay (40,852)	24
12/12	W	29	at Detroit (45,420)	7
12/19	W	24	at Chicago (46,604)	17
		<b>383</b>		<b>403</b>

**1966**

**Head Coach: Norm Van Brocklin**  
*Preseason (3-1-1)*

8/6	T	6	Detroit at New Orleans (38,500)	6
8/13	W	35	Pittsburgh at Portland (21,228)	6
8/20	W	24	L.A. Rams (40,270)	10
8/26	W	30	Washington at Cleveland (83,414)	27
9/2	L	24	at Chicago (58,316)	28

**Regular Season (4-9-1)**  
**Finish: Tied 6th in NFL Western Conference**

9/11	T	20	at San Francisco (29,312)	20
9/18	L	23	Baltimore Colts (47,426)	38
9/25	L	17	at Dallas (64,116)	28
10/2	L	10	Chicago (47,426)	13
10/16	W	35	L.A. Rams (47,426)	7
10/23	L	17	at Baltimore Colts (60,238)	20
10/30	W	28	San Francisco (45,077)	3
11/6	W	20	at Green Bay (50,861)	17
11/13	L	31	Detroit (43,939)	32
11/20	L	6	at L.A. Rams (38,775)	21
11/27	L	16	Green Bay (47,426)	28
12/4	L	13	Atlanta (37,117)	20
12/11	W	28	at Detroit (43,022)	16
12/18	L	28	at Chicago (45,191)	41
		<b>292</b>		<b>304</b>

**1967**

**Head Coach: Bud Grant**  
*Preseason (2-3)*

8/12	W	34	Philadelphia at Tulsa (24,500)	0
8/18	L	9	at Denver (31,850)	14
8/27	L	3	N.Y. Giants at New Haven (43,584)	21
9/2	W	16	Atlanta at Cleveland (84,236)	3
9/9	L	14	Cleveland (40,012)	42

**Regular Season (3-8-3)**  
**Finish: 4th in NFL Central**

9/17	L	21	San Francisco (39,638)	27
9/22	L	3	at L.A. Rams (52,255)	39
10/1	L	7	Chicago (44,868)	17
10/8	L	24	St. Louis Cards (40,017)	34
10/15	W	20	at Green Bay (Milw.) (49,601)	7
10/22	T	20	Baltimore Colts (47,693)	20
10/29	T	20	at Atlanta (52,859)	21
11/5	W	27	N.Y. Giants (44,960)	24
11/12	T	10	Detroit (40,632)	14
11/19	L	10	at Cleveland (68,431)	14
11/26	W	41	at Pittsburgh (23,773)	27
12/3	L	27	Green Bay (47,693)	30
12/10	L	10	at Chicago (40,110)	10
12/17	L	3	at Detroit (44,874)	14
		<b>233</b>		<b>294</b>

**1968**

**Head Coach: Bud Grant**  
*Preseason (3-2)*

8/10	L	10	Kansas City (45,228)	13
8/17	W	39	at Denver (20,901)	16
8/24	W	52	Philadelphia (41,229)	10
9/1	L	28	at St. Louis Cards (25,233)	31
9/6	W	20	New Orleans at Shreveport, LA (23,000)	17

**Regular Season (8-6)**  
**Finish: NFL Central Champions**

9/14	W	47	Atlanta (45,563)	7
9/22	W	26	at Green Bay (Milw.) (49,346)	13
9/29	L	17	Chicago (47,644)	27
10/6	W	24	Detroit (44,289)	10
10/13	L	17	at New Orleans (71,105)	20
10/20	L	7	Dallas (47,644)	20
10/27	L	24	at Chicago (46,562)	26
11/3	W	27	Washington (47,644)	14
11/10	W	14	Green Bay (47,644)	10
11/17	W	13	at Detroit (48,654)	6
11/24	L	9	at Baltimore Colts (60,238)	21
12/1	L	3	L.A. Rams (47,644)	31
12/8	W	30	at San Francisco (29,049)	20
12/15	W	24	at Philadelphia (54,530)	17
		<b>282</b>		<b>242</b>

**Western Conference Championship**  
(Memorial Stadium, Baltimore, MD)

12/22	L	14	Baltimore Colts (60,238)	24
-------	---	----	--------------------------	----

**NFL Playoff Bowl**  
(Orange Bowl, Miami, FL)

1/5/69	L	13	Dallas (22,961)*	17
--------	---	----	------------------	----

\*Statistics from game do not count.



From 1961-65 the Vikings held training camp at Bemidji State University in northern Minnesota before moving to Mankato for the 1966 camp.

KICKOFF  
EXECUTIVES  
COACHES  
STAFF  
PLAYERS  
ROOKIES  
2016 SEASON  
RECORDS  
PLAYOFF RECORDS  
HISTORY  
EXTRA POINTS



**1969**

**Head Coach: Bud Grant**

**Preseason (5-1)**

8/2	W	45	Miami at Tampa (37,219)	10
8/9	W	26	Denver (45,916)	6
8/23	W	41	St. L. Cards at Memphis (34,417)	13
8/30	L	21	N.Y. Jets at Winston-Salem (31,500)	24
9/6	W	28	N.Y. Giants (47,900)	27
9/13	W	23	Cleveland at Akron (28,561)	16

**Regular Season (12-2)**

**Finish: NFL Central Champions**

9/21	L	23	at N.Y. Giants (62,900)	24
9/28	W	52	Baltimore Colts (47,900)	14
10/5	W	19	Green Bay at U. of MN (60,740)	7
10/12	W	31	at Chicago (45,757)	0
10/19	W	27	at St. Louis Cards (49,430)	10
10/26	W	24	Detroit (47,900)	14
11/2	W	31	Chicago (47,900)	14
11/9	W	51	Cleveland (47,900)	3
11/16	W	9	at Green Bay (Milw.) (48,321)	7
11/23	W	52	Pittsburgh (47,202)	14
11/27	W	27	at Detroit (57,906)	0
12/7	W	20	at L.A. Rams (80,430)	3
12/14	W	10	San Francisco (43,028)	7
12/21	L	3	at Atlanta (52,872)	10

**379**

**Western Conference Championship**

(Metropolitan Stadium, Bloomington, MN)

12/27 W 30 L.A. Rams (47,900) 20

**NFL Championship**

(Metropolitan Stadium, Bloomington, MN)

1/4/70 W 27 Cleveland (47,900) 7

**Super Bowl IV**

(Tulane Stadium, New Orleans, LA)

11/17/70 L 7 Kansas City (80,562) 23



Fans cheered the Vikings on in the 1974 NFC Championship Game that sent the club to Super Bowl IX against Pittsburgh.

**1970**

**Head Coach: Bud Grant**

**Preseason (4-2)**

8/8	L	13	New Orleans at Canton (17,932)	14
8/15	L	13	Pittsburgh (45,591)	20
8/22	W	14	at Houston (44,563)	7
8/30	W	52	N.Y. Jets (47,900)	21
9/5	W	24	at Cleveland (83,043)	21
9/11	W	31	at Chicago (46,630)	30

**Regular Season (12-2)**

**Finish: NFL Central Champions**

9/20	W	27	Kansas City (47,900)	10
9/27	W	26	New Orleans (47,900)	0
10/4	L	10	at Green Bay (Milw.) (47,967)	13
10/11	W	24	at Chicago (45,485)	5
10/18	W	54	Dallas (47,900)	13
10/26	W	13	L.A. Rams (47,900)	3
11/1	W	30	at Detroit (58,210)	17
11/8	W	19	at Washington (50,415)	10
11/15	W	24	Detroit (47,900)	3
11/22	W	10	Green Bay (47,900)	30
11/29	L	10	at N.Y. Jets (62,333)	13
12/5	W	16	Chicago (47,900)	20
12/13	W	35	at Boston (37,819)	14
12/20	W	37	at Atlanta (57,992)	7

**335**

**NFC Divisional Playoffs**

(Metropolitan Stadium, Bloomington, MN)

12/27 L 14 San Francisco (46,050) 17

**1971**

**Head Coach: Bud Grant**

**Preseason (4-2)**

8/8	L	10	New England at U of M (31,813)	17
8/14	W	34	at San Diego (49,267)	7
8/21	W	34	Chicago (47,900)	14
8/28	W	26	at Pittsburgh (46,276)	21

9/4	L	7	at Denver (43,000)	14
9/11	W	24	Miami (47,900)	0

**Regular Season (11-3)**

**Finish: NFC Central Champions**

9/20	W	16	at Detroit (54,418)	13
9/26	L	17	Chicago (47,900)	20
10/3	W	19	Buffalo (49,900)	0
10/10	W	13	at Philadelphia (65,258)	0
10/17	W	24	at Green Bay (56,263)	13
10/25	W	10	Baltimore Colts (49,784)	3
10/31	W	17	at N.Y. Giants (62,829)	10
11/7	L	9	San Francisco (49,784)	13
11/14	W	3	Green Bay (48,784)	0
11/21	W	23	at New Orleans (83,130)	0
11/28	W	24	Atlanta (49,784)	7
12/5	L	14	at San Diego (54,505)	30
12/11	W	29	Detroit (49,784)	10
12/19	W	27	at Chicago (55,049)	13

**245**

**NFC Divisional Playoffs**

(Metropolitan Stadium, Bloomington, MN)

12/25 L 12 Dallas (49,100) 20

**1972**

**Head Coach: Bud Grant**

**Preseason (3-2)**

8/12	L	24	San Diego (47,900)	13
8/18	L	10	at Buffalo (41,006)	21
8/26	W	20	at Cleveland (70,583)	17
9/4	W	26	Houston (47,900)	14
9/10	L	19	at Miami (74,298)	21

**Regular Season (7-7)**

**Finish: 3rd in NFC Central**

9/18	L	21	Washington (47,900)	24
9/24	W	34	at Detroit (54,418)	10
10/1	L	14	Miami (47,900)	16
10/8	L	17	St. Louis Cards (49,784)	19
10/15	W	23	at Denver (51,656)	20
10/23	L	10	at Chicago (55,701)	13
10/29	W	27	at Green Bay (56,263)	16
11/5	W	37	New Orleans (49,784)	6
11/12	W	16	Detroit (49,784)	14
11/19	W	45	at L.A. Rams (77,982)	41
11/26	L	10	at Pittsburgh (50,348)	23
12/3	W	23	Chicago (49,784)	4
12/10	L	7	Green Bay (49,784)	23
12/16	L	17	at San Francisco (61,214)	20

**301**

**1973**

**Head Coach: Bud Grant**

**Preseason (5-0)**

8/11	W	10	Pittsburgh (46,619)	6
8/18	W	13	at Kansas City (72,676)	10
8/25	W	34	at Oakland (57,515)	17
8/31	W	20	Miami (46,619)	10
9/8	W	24	at San Diego (42,007)	16

**Regular Season (12-2)**

**Finish: NFC Central Champions**

9/16	W	24	Oakland (46,619)	16
9/23	W	22	at Chicago (55,701)	13
9/30	W	11	Green Bay (48,503)	3
10/7	W	23	at Detroit (54,418)	9
10/14	W	17	at San Francisco (59,359)	13
10/21	W	28	Philadelphia (48,503)	21
10/28	W	10	L.A. Rams (48,503)	3
11/4	W	26	Cleveland (48,503)	9
11/11	W	28	Detroit (48,503)	7
11/19	L	14	at Atlanta (50,850)	20
11/25	W	31	Chicago (48,503)	13
12/2	L	0	at Cincinnati (59,580)	27
12/8	W	31	at Green Bay (56,267)	7
12/16	W	31	at N.Y. Giants (New Haven) (70,041)	7

**296**

**NFC Divisional Playoffs**

(Metropolitan Stadium, Bloomington, MN)

12/22 W 27 Washington (46,409) 20

**NFC Championship Game**

(Texas Stadium, Irving, TX)

12/30 W 27 Dallas (60,272) 10

**Super Bowl VIII** (Rice Stadium, Houston, TX)

1/13/74 L 7 Miami (68,142) 24

**1974**

**Head Coach: Bud Grant**

**Preseason (3-2)**

8/10	L	21	at Denver (23,822)	27
8/19	L	9	at Miami (67,963)	21
8/25	W	32	Buffalo (46,553)	13
8/31	W	14	at St. Louis Cards (42,544)	10
9/7	W	42	San Diego (46,553)	0

**Regular Season (10-4)**

**Finish: NFC Central Champions**

9/15	W	32	at Green Bay (56,312)	17
9/22	W	7	at Detroit (49,703)	6
9/29	W	11	Chicago (46,619)	7
10/6	W	23	at Dallas (60,817)	21
10/13	W	51	Houston (48,490)	10
10/20	L	16	Detroit (48,501)	20
10/27	L	14	New England (48,497)	17
11/3	W	17	at Chicago (55,753)	0
11/11	W	28	at St. Louis Cards (51,392)	24
11/17	L	7	Green Bay (48,480)	19
11/24	L	17	at L.A. Rams (90,266)	20
12/1	W	29	New Orleans (48,456)	9
12/7	W	23	Atlanta (48,480)	10
12/14	W	35	at Kansas City (72,474)	15

**310**

**NFC Divisional Playoffs**

(Metropolitan Stadium, Bloomington, MN)

12/21 W 30 St. Louis Cards (44,626) 14

**NFC Championship Game**

(Metropolitan Stadium, Bloomington, MN)

12/29 W 14 L.A. Rams (47,404) 10

**Super Bowl IX**

(Tulane Stadium, New Orleans, LA)

1/12/75 L 6 Pittsburgh (80,997) 16

**1975**

**Head Coach: Bud Grant**

**Preseason (2-3-1)**

8/9	L	15	N.Y. Jets at Tempe (51,323)	20
8/17	L	10	at New England (40,218)	36
8/23	W	16	at Dallas (45,395)	13
9/1	W	20	Miami (47,653)	7
9/6	L	6	St. Louis Cards (46,975)	13
9/13	T	14	at San Diego (31,642)	14

**Regular Season (12-2)**

**Finish: NFC Central Champions**


9/21	W	27	San Francisco (48,418)	17
9/28	W	42	at Cleveland (65,419)	10
10/5	W	28	Chicago (48,444)	3
10/12	W	29	N.Y. Jets (49,444)	21
10/19	W	25	Detroit (48,446)	19
10/27	W	13	at Chicago (56,302)	9
11/2	W	28	at Green Bay (55,279)	17
11/9	W	38	Atlanta (48,446)	0
11/16	W	20	at New Orleans (60,214)	7
11/23	W	28	San Diego (48,443)	13
11/30	L	30	at Washington (54,311)	31
12/7	W	24	Green Bay (48,446)	3
12/14	L	10	at Detroit (78,900)	17
12/20	W	35	at Buffalo (73,391)	13

**377**

**NFC Divisional Playoffs**

(Metropolitan Stadium, Bloomington, MN)

12/28 L 14 Dallas (46,425) 17



Chuck Foreman powered the Vikings ground game in the 1970s as the team won the NFC Central in 6 of his 7 seasons from 1973-79.

**1976**

**Head Coach: Bud Grant**

**Preseason (3-3)**

7/31	L	3	at Miami (39,939)	16
8/7	W	13	at Kansas City (32,851)	10
8/16	L	7	at Cleveland (44,336)	31
8/22	W	23	Cincinnati (43,784)	17
8/28	W	20	Philadelphia (46,512)	16
9/5	L	17	at Denver (52,129)	30

**Regular Season (11-2-1)**

**Finish: NFC Central Champions**

9/12	W	40	at New Orleans (58,156)	9
9/19	T	10	L.A. Rams (47,310) (OT)	10
9/26	W	10	at Detroit (77,292)	9
10/4	W	17	Pittsburgh (47,809)	6
10/10	W	20	Chicago (49,948)	4
10/17	W	24	N.Y. Giants (47,156)	7
10/24	W	31	at Philadelphia (56,233)	12
10/31	L	13	at Chicago (56,602)	14
11/7	W	31	Detroit (46,735)	23
11/14	W	27	Seattle (45,087)	21
11/21	W	17	at Green Bay (Mil.) (53,104)	17
11/29	L	16	at San Francisco (56,775)	20
12/5	W	20	Green Bay (43,700)	9
12/11	W	29	at Miami (46,543)	9

**305**

**NFC Divisional Playoffs**

(Metropolitan Stadium, Bloomington, MN)				
12/18	W	35	Washington (47,221)	20

**NFC Championship Game**

(Metropolitan Stadium, Bloomington, MN)				
12/26	W	24	L.A. Rams (47,191)	13

**Super Bowl XI**

(Rose Bowl, Pasadena, CA)				
1/9/77	L	14	Oakland (103,438)	32

**1977**

**Head Coach: Bud Grant**

**Preseason (4-2)**

8/6	W	22	at L.A. Rams (55,168)	17
8/13	W	34	Cleveland (45,370)	33
8/19	L	7	at Baltimore (45,529)	29
8/26	W	33	Miami (44,396)	7
9/3	L	7	at Cincinnati (52,942)	26
9/10	W	30	at Buffalo (35,017)	6

**Regular Season (9-5)**

**Finish: NFC Central Champions**

9/18	L	10	Dallas (47,678) (OT)	16
9/24	W	9	at Tampa Bay (66,272)	3
10/2	W	19	Green Bay (47,143)	7
10/9	W	14	Detroit (45,860)	7
10/16	W	22	Chicago (47,708) (OT)	16
10/24	L	3	at L.A. Rams (62,414)	35
10/30	W	14	at Atlanta (59,257)	7
11/6	L	7	St. Louis (47,066)	10
11/13	W	42	Cincinnati (47,371)	10
11/20	L	7	at Chicago (49,563)	10
11/27	W	13	at Green Bay (52,267)	6
12/4	W	28	San Francisco (40,745)	27
12/11	L	13	at Oakland (52,771)	35
12/17	W	30	at Detroit (78,572)	21

**231**

**NFC Divisional Playoffs**

(L.A. Coliseum, Los Angeles, CA)				
12/26	W	14	L.A. Rams (62,538)	7

**NFC Championship Game**

(Texas Stadium, Irving, TX)				
1/1/78	L	6	Dallas (61,968)	23

**1978**

**Head Coach: Bud Grant**

**Preseason (2-2)**

8/5	W	20	Washington (46,212)	13
8/12	L	13	at Kansas City (41,092)	17
8/18	L	22	at Miami (46,316)	30
8/26	W	30	Buffalo (45,062)	27

**Regular Season (8-7-1)**


**Finish: NFC Central Champions**

9/3	L	24	at New Orleans (54,187)	31
9/11	W	12	Denver (46,508) (OT)	9
9/17	L	10	Tampa Bay (46,152)	16
9/25	W	24	at Chicago (53,561)	20
10/1	W	24	at Tampa Bay (65,972)	7
10/8	L	28	at Seattle (62,031)	29
10/15	L	17	L.A. Rams (46,551)	34
10/22	W	21	Green Bay (47,411)	7
10/26	W	21	at Dallas (61,848)	10
11/5	W	17	Detroit (46,008)	7
11/12	W	17	Chicago (43,286)	14
11/19	L	7	San Diego (38,859)	13
11/26	T	10	at Green Bay (51,737) (OT)	10
12/3	W	28	Philadelphia (38,722)	27
12/9	L	14	at Detroit (78,685)	45
12/17	L	20	at Oakland (44,643)	27

**294**

**NFC Divisional Playoffs**

(L.A. Coliseum, Los Angeles, CA)				
12/31	L	10	L.A. Rams (69,631)	34



The 1977 Vikings had future Pro Football Hall of Famers Paul Krause (22), Fran Tarkenton (10), Bud Grant, Carl Eller (81), Mick Tingelhoff (53), Alan Page (88) and Ron Yary (73).

**1979**

**Head Coach: Bud Grant**

**Preseason (0-4)**

8/2	L	9	at Seattle (60,881)	12
8/11	L	0	at Seattle (49,037)	19
8/18	L	10	Miami (45,790)	21
8/23	L	0	Kansas City (39,578)	25

**Regular Season (7-9)**

**Finish: 3rd in NFC Central**

9/2	W	28	San Francisco (46,539)	22
9/9	L	7	at Chicago (53,231)	26
9/16	L	12	Miami (46,187)	27
9/23	W	27	Green Bay (45,524) (OT)	21
9/30	W	13	at Detroit (75,295)	10
10/7	L	20	Dallas (47,572)	36
10/15	L	7	at N.Y. Jets (54,479)	14
10/21	W	30	Chicago (41,164)	17
10/28	L	10	Tampa Bay (46,906)	12
11/4	L	7	at St. Louis (47,213)	37
11/11	L	7	at Green Bay (Milw.) (52,706)	19
11/18	W	14	Detroit (43,650)	7
11/25	W	23	at Tampa Bay (70,039)	22
12/2	L	21	at L.A. Rams (56,700) (OT)	27
12/9	W	10	Buffalo (42,239)	3
12/16	L	23	at New England (54,710)	20

**259**

**1980**

**Head Coach: Bud Grant**

**Preseason (3-1)**

8/9	W	21	San Diego (45,179)	17
8/18	L	10	at Kansas City (39,879)	14
8/23	W	17	at Miami (36,116)	10
8/30	W	38	Cleveland (47,262)	16

**Regular Season (9-7)**

**Finish: NFC Central Champions**

9/7	W	24	Atlanta (44,733)	23
9/14	L	7	Philadelphia (46,460)	42
9/21	W	34	at Chicago (59,983)	14
9/28	L	7	at Detroit (80,291)	27
10/5	L	17	Pittsburgh (47,583)	23
10/12	W	13	Chicago (46,751)	7
10/19	L	0	at Cincinnati (44,487)	14
10/26	L	3	at Green Bay (44,361)	16
11/2	W	39	at Washington (52,060)	14
11/9	W	34	Detroit (46,264)	0
11/16	W	38	Tampa Bay (46,032)	20
11/23	L	13	Green Bay (47,234)	35
11/30	W	23	at New Orleans (30,936)	20
12/7	W	21	at Tampa Bay (65,649)	10
12/14	W	28	Cleveland (42,202)	23
12/21	L	16	at Houston (51,064)	20

**317**

**NFC Divisional Playoffs**

(Veterans Stadium, Philadelphia, PA)				
1/3/81	L	16	Philadelphia (68,434)	31

**1981**

**Head Coach: Bud Grant**

**Preseason (1-3)**

8/8	L	6	Miami (45,165)	20
8/14	L	13	at Washington (44,662)	27
8/22	W	20	Atlanta (42,908)	19
8/27	L	31	at L.A. Rams (60,141)	34

**Regular Season (7-9)**

**Finish: 4th in NFC Central**

9/5	L	13	at Tampa Bay (66,287)	21
9/14	L	10	Oakland (47,186)	36
9/20	W	26	Detroit (45,340)	24
9/27	W	30	at Green Bay (Mil.) (55,012)	13

10/4	W	24	Chicago (43,827)	21
10/11	W	33	at San Diego (50,708)	31
10/18	W	35	Philadelphia (45,459)	23
10/25	L	17	at St. Louis Cards (48,039)	30
11/2	L	17	at Denver (74,834)	19
11/8	W	25	Tampa Bay (47,038)	10
11/15	W	20	New Orleans (45,215)	10
11/23	L	30	at Atlanta (54,086)	31
11/29	L	23	Green Bay (46,025)	35
12/6	L	9	at Chicago (50,766)	10
12/12	L	7	at Detroit (79,428)	45
12/20	L	6	Kansas City (41,110)	10

**325**

**1982**

**Head Coach: Bud Grant**

**Preseason (3-2)**

8/7	W	30	Baltimore at Canton (23,379)	14
8/14	L	17	at Atlanta (49,831)	14
8/21	W	7	Seattle (57,880)	3
8/28	L	17	at Denver (73,371)	20
9/3	W	24	New Orleans (59,810)	27

**Regular Season (5-4)**

**Finish: 2nd in NFC Central**

9/12	W	17	Tampa Bay (58,440)	10
9/16	L	22	at Buffalo (77,753)	23
11/21	L	7	at Green Bay (Milw.) (44,681)	26
11/28	W	35	Chicago (54,724)	7
12/5	L	14	at Miami (45,721)	22
12/12	W	13	Baltimore (53,981)	10
12/19	W	34	at Detroit (73,058)	31
12/26	L	14	N.Y. Jets (58,672)	42
1/3/83	W	31	Dallas (60,007)	27

**187**

**NFC First-Round Playoffs**

(Metrodome, Minneapolis, MN)

1/9/83	W	30	Atlanta (60,560)	24
--------	---	----	------------------	----

**NFC Second-Round Playoffs**

(RFK Stadium, Washington, DC)

1/15/83	L	7	Washington (54,593)	21
---------	---	---	---------------------	----

**1983**

**Head Coach: Bud Grant**

**Preseason (3-1)**

8/6	W	28	St. Louis Cards at London (32,847)	10
8/13	L	7	Baltimore (56,061)	10
8/19	W	19	at Seattle (54,402)	17
8/26	W	34	Denver (59,435)	3

**Regular Season (8-8)**

**Finish: 4th in NFC Central**

9/4	W	27	at Cleveland (70,087)	21
9/8	L	17	San Francisco (58,167)	48
9/18	W	19	at Tampa Bay (47,567) (OT)	16
9/25	W	20	Detroit (58,254)	17
10/2	L	24	Dallas (62,136)	37
10/9	W	23	at Chicago (59,632)	14
10/16	W	34	Houston (58,910)	17
10/23	W	20	at Green Bay (55,236) (OT)	14
10/30	L	31	at St. Louis Cards (38,796)	41
11/6	L	12	Tampa Bay (59,239)	17
11/13	L	21	Green Bay (60,113)	29
11/20	W	17	at Pittsburgh (58,417)	14
11/27	L	16	at New Orleans (59,502)	17
12/5	L	2	at Detroit (79,163)	13
12/11	L	13	Chicago (57,880)	19
12/17	W	20	Cincinnati (51,565)	13

**316**

**1984**

**Head Coach: Les Steckel**  
**Preseason (1-3)**

8/4	W	37	Atlanta (51,693)	6
8/11	L	7	Miami (54,003)	29
8/18	L	10	Philadelphia (51,743)	31
8/24	L	0	at St. Louis Cards (35,864)	31

**Regular Season (3-13)**  
**Finish: 5th in NFC Central**

9/2	L	13	San Diego (57,276)	42
9/9	L	17	at Philadelphia (55,942)	19
9/16	W	27	Atlanta (53,955)	20
9/23	W	29	at Detroit (57,511)	28
9/30	L	12	Seattle (57,171)	20
10/7	L	31	at Tampa Bay (47,405)	35
10/14	L	20	at L.A. Raiders (49,276)	23
10/21	L	14	Detroit (57,953)	16
10/28	L	7	at Chicago (57,517)	16
11/4	W	27	Tampa Bay (54,949)	24
11/11	L	7	at Green Bay (Milw.) (52,931)	45
11/18	L	21	at Denver (74,716)	42
11/25	L	3	Chicago (56,881)	34
11/29	L	17	Washington (55,017)	31
12/8	L	7	at San Francisco (61,384)	51
12/16	L	14	Green Bay (51,197)	38

**276**      **484**

**1985**

**Head Coach: Bud Grant**  
**Preseason (3-1)**

8/10	W	16	at Miami (41,129)	13
8/17	W	14	Pittsburgh (56,887)	34
8/24	L	10	Seattle (56,562)	27
8/30	W	13	at Denver (69,373)	9

**Regular Season (7-9)**  
**Finish: 3rd in NFC Central**

9/8	W	28	San Francisco (57,375)	21
9/15	W	31	at Tampa Bay (46,188)	16
9/19	L	24	Chicago (61,242)	33
9/29	W	27	at Buffalo (45,667)	20
10/6	L	10	at L.A. Rams (61,139)	13
10/13	L	17	at Green Bay (Mil.) (54,674)	20
10/20	W	21	at Chicago (61,670)	17
10/27	L	9	at San Diego (63,815)	27
11/3	W	16	Detroit (58,012)	13
11/10	L	17	Green Bay (59,970)	27
11/17	L	21	at Detroit (54,647)	41
11/24	L	23	New Orleans (54,117)	30
12/1	W	28	at Philadelphia (54,688)	23
12/8	W	26	Tampa Bay (51,593)	7
12/15	L	13	at Atlanta (14,167)	37
12/22	L	35	Philadelphia (49,722)	14

**346**      **359**

**1986**

**Head Coach: Jerry Burns**  
**Preseason (3-1)**

8/9	W	30	Miami (52,865)	16
8/16	W	29	Denver (53,193)	27
8/22	L	17	at Seattle (57,730)	20
8/30	W	23	at Indianapolis (57,969)	27

**Regular Season (9-7)**  
**Finish: 2nd in NFC Central**

9/7	L	10	Detroit (54,851)	13
9/14	W	23	at Tampa Bay (34,579)	10
9/21	W	31	Pittsburgh (56,795)	7
9/28	W	42	Green Bay (60,478)	7
10/5	L	0	at Chicago (63,921)	23
10/12	W	27	at San Francisco (58,637) (OT)	24
10/19	W	23	Chicago (62,851)	7
10/26	L	20	Cleveland (59,133)	23
11/2	L	38	at Washington (51,928) (OT)	44
11/9	W	24	at Detroit (53,725)	10
11/16	L	20	N.Y. Giants (62,003)	22
11/23	L	20	at Cincinnati (53,003)	24
11/30	W	45	Tampa Bay (56,235)	13
12/7	W	32	at Green Bay (47,637)	6
12/14	L	10	at Houston (32,738)	23
12/21	W	33	New Orleans (51,209)	17

**398**      **273**

**1987**

**Head Coach: Jerry Burns**  
**Preseason (2-2)**

8/15	L	17	at New Orleans (52,884)	23
8/22	W	37	Indianapolis (49,304)	13
8/29	L	27	New England (49,339)	38
9/3	W	27	at Denver (74,081)	17

**Regular Season (8-7)**  
**Finish: 2nd in NFC Central**

9/13	W	34	Detroit (57,061)	19
------	---	----	------------------	----

9/20	W	21	at L.A. Rams (63,367)	16
10/4	L	16	Green Bay (13,911)	23
10/11	L	7	at Chicago (32,113)	27
10/18	L	10	at Tampa Bay (20,850)	20
10/26	W	34	Denver (51,011)	27
11/1	L	17	at Seattle (61,134)	28
11/8	W	31	L.A. Raiders (57,150)	20
11/15	W	23	Tampa Bay (48,605)	17
11/22	W	24	Atlanta (53,866)	13
11/26	W	44	at Dallas (54,229) (OT)	38
12/6	L	24	Chicago (62,331)	30
12/13	L	10	at Green Bay (Milw.) (47,059)	16
12/20	W	17	at Detroit (27,693)	14
12/26	L	24	Washington (59,160) (OT)	27

**336**

**NFC First-Round Playoffs**  
 (Superdome, New Orleans, LA)

1/3/88	W	44	New Orleans (68,127)	10
--------	---	----	----------------------	----

**NFC Divisional Playoffs**  
 (Candlestick Park, San Francisco, CA)

1/9/88	W	36	San Francisco (62,547)	24
--------	---	----	------------------------	----

**NFC Championship Game**  
 (RFK Stadium, Washington, DC)

1/17/88	L	10	Washington (55,212)	17
---------	---	----	---------------------	----

**1988**

**Head Coach: Jerry Burns**  
**Preseason (3-1)**

8/7	L	20	New Orleans (47,624)	23
8/14	W	28	Chicago at Coteburg, Sweden (33,15)	21
8/21	W	19	at Phoenix Cards (45,429) (OT)	16
8/26	W	24	Miami (51,463)	17

**Regular Season (11-5)**  
**Finish: 2nd in NFC Central**

9/4	L	10	at Buffalo (76,783)	13
9/11	W	36	New England (55,545)	6
9/18	W	31	at Chicago (63,990)	7
9/25	W	23	Philadelphia (56,012)	21
10/2	L	7	at Miami (59,867)	14
10/9	W	14	Tampa Bay (55,374)	23
10/16	L	14	Green Bay (59,053)	34
10/23	W	49	at Tampa Bay (48,020)	20
10/30	L	21	at San Francisco (60,738)	24
11/6	W	44	Detroit (55,573)	17
11/13	W	43	at Dallas (57,830)	3
11/20	W	12	Indianapolis Colts (58,342)	3
11/24	W	23	at Detroit (46,379)	0
12/4	W	25	New Orleans (61,215)	3
12/11	L	6	at Green Bay (48,892)	28
12/19	W	28	Chicago (62,067)	17

**406**

**NFC First-Round Playoffs**  
 (Metrodome, Minneapolis, MN)

12/26	W	28	L.A. Rams (57,666)	17
-------	---	----	--------------------	----

**NFC Divisional Playoffs**  
 (Candlestick Park, San Francisco, CA)

1/1/89	L	9	San Francisco (61,848)	34
--------	---	---	------------------------	----

**1989**

**Head Coach: Jerry Burns**  
**Preseason (3-1)**

8/12	W	23	Kansas City at Memphis (63,528)	13
8/21	W	24	Washington (50,213)	13
8/26	L	14	at L.A. Rams (45,087)	24
9/1	W	17	Cincinnati (49,867)	10

**Regular Season (10-6)**  
**Finish: NFC Central Champions**

9/10	W	38	Houston (54,015)	7
9/17	L	7	at Chicago (66,475)	38
9/24	L	14	at Pittsburgh (50,744)	27
10/1	W	17	Tampa Bay (54,817)	3
10/8	W	24	Detroit (55,380)	14
10/15	W	26	Green Bay (62,075)	17
10/22	W	20	at Detroit (51,579)	7
10/30	L	14	at N.Y. Giants (76,041)	24
11/5	W	23	L.A. Rams (59,600) (OT)	21
11/12	W	24	at Tampa Bay (56,271)	13
11/19	L	9	at Philadelphia (65,944)	17
11/26	L	19	at Green Bay (Milw.) (55,592)	20
12/3	W	27	Chicago (60,664)	16
12/10	W	43	Atlanta (58,116)	17
12/17	L	17	at Cleveland (70,777) (OT)	23
12/25	W	29	Cincinnati (58,829)	21

**351**

**NFC Divisional Playoffs**  
 (Candlestick Park, San Francisco, CA)

1/6/90	L	13	San Francisco (64,585)	41
--------	---	----	------------------------	----

**1990**

**Head Coach: Jerry Burns**  
**Preseason (3-1)**

8/11	L	10	New Orleans (48,154)	13
8/19	W	23	at Cleveland (60,989)	20
8/26	W	22	Houston (46,191)	21
8/31	W	20	at Miami (44,689)	17

**Regular Season (6-10)**  
**Finish: 5th in NFC Central**

9/9	L	21	at Kansas City (68,363)	24
9/16	W	32	New Orleans (56,272)	3
9/23	L	16	at Chicago (65,420)	19
9/30	L	20	Tampa Bay (54,462) (OT)	23
10/7	L	27	Detroit (57,586)	34
10/15	L	24	at Philadelphia (66,296)	32
10/21	BYE WEEK			
10/28	L	10	at Green Bay (Milw.) (55,125)	24
11/4	W	27	Denver (57,331)	22
11/11	W	17	at Detroit (68,264)	7
11/18	W	24	at Seattle (59,735)	21
11/25	W	41	Chicago (58,866)	13
12/2	W	23	Green Bay (62,058)	7
12/9	L	15	at N.Y. Giants (76,121)	23
12/16	L	13	at Tampa Bay (47,272)	26
12/22	L	24	L.A. Raiders (53,899)	28
12/30	L	17	San Francisco (51,590)	20

**351**      **326**

**1991**

**Head Coach: Jerry Burns**  
**Preseason (2-2)**

8/3	L	21	at New Orleans (58,953)	24
8/10	W	34	Pittsburgh (44,953)	24
8/17	L	24	at Cincinnati (56,358) (OT)	27
8/23	W	31	Cleveland (45,925)	7

**Regular Season (8-8)**  
**Finish: 3rd in NFC Central**

9/1	L	6	at Chicago (64,112)	10
9/8	W	20	at Atlanta (50,936)	19
9/15	W	17	San Francisco (59,148)	14
9/22	L	0	at New Orleans (68,591)	26
9/29	L	6	Denver (55,031)	13
10/6	L	20	at Detroit (63,423)	24
10/13	W	34	Phoenix Cards (51,209)	7
10/20	L	23	at New England (45,367) (OT)	26
10/27	W	28	at Phoenix Cards (45,447)	0
11/3	W	28	Tampa Bay (35,373)	13
11/11	L	17	Chicago (59,001)	34
11/17	W	35	at Green Bay (57,614)	21
11/24	L	14	Detroit (51,644)	34
12/1	BYE WEEK			
12/8	W	26	at Tampa Bay (41,091)	24
12/15	W	20	L.A. Rams (61,518)	14
12/21	L	7	Green Bay (52,860)	27

**301**      **306**

**1992**

**Head Coach: Dennis Green**  
**Preseason (4-0)**

8/8	W	24	Buffalo (36,603)	3
8/15	W	30	Kansas City (38,132)	0
8/24	W	56	at Cleveland (55,775)	3
8/29	W	30	at Washington (55,855)	0

**Regular Season (11-5)**  
**Finish: NFC Central Champions**

9/6	W	23	at Green Bay (58,617) (OT)	20
9/13	L	17	at Detroit (57,519)	31
9/20	W	26	Tampa Bay (48,113)	20
9/27	W	42	at Cincinnati (53,847)	7
10/4	W	21	Chicago (60,992)	20
10/11	BYE WEEK			
10/15	W	31	Detroit (52,816)	14
10/25	L	13	Washington (59,098)	15
11/2	W	38	at Chicago (61,257)	10
11/8	W	35	at Tampa Bay (49,095)	7
11/15	L	13	Houston (56,726)	17
11/22	W	17	Cleveland (53,323)	13
11/29	W	31	at L.A. Rams (54,831)	17
12/6	L	17	at Philadelphia (65,280)	28
12/13	L	17	San Francisco (60,685)	20
12/20	W	6	at Pittsburgh (53,613)	3
12/27	W	27	Green Bay (61,461)	7

**374**      **249**

**NFC First-Round Playoffs**  
 (Metrodome, Minneapolis, MN)

1/2/93	L	7	Washington (57,353)	24
--------	---	---	---------------------	----

**Head Coach: Dennis Green**

**Preseason (4-1)**

8/1	W	13	at Dallas (60,110)	7
8/7	W	20	Buffalo at Berlin, Germany (67,132)	16
8/14	W	23	Seattle (42,240)	10
8/21	L	20	at Kansas City (73,080)	27
8/26	W	30	Pittsburgh (41,512)	13

**Regular Season (9-7)**

**Finish: 2nd in NFC Central**

9/5	L	7	at L.A. Raiders (44,120)	24
9/12	W	10	Chicago (57,921)	7
9/19	BYE WEEK			
9/26	W	15	Green Bay (61,746)	13
10/3	L	19	at San Francisco (63,071)	38
10/10	W	15	Tampa Bay (54,215)	0
10/17	BYE WEEK			
10/25	W	19	at Chicago (64,677)	12
10/31	L	27	Detroit (53,428)	30
11/7	L	17	San Diego (55,527)	30
11/14	W	26	at Denver (67,329)	23
11/21	L	10	at Tampa Bay (40,848)	23
11/28	L	14	New Orleans (53,030)	17
12/5	W	13	at Detroit (63,216)	0
12/12	L	20	Dallas (63,321)	17
12/19	W	21	at Green Bay (Milw.) (54,773)	10
12/26	W	30	Kansas City (59,236)	9
12/31	W	14	at Washington (42,836)	10

**277** **290**

**NFC First-Round Playoffs**

(Giants Stadium, East Rutherford, NJ)  
1/9/94 L 10 N.Y. Giants (75,089) 17

1994

**Head Coach: Dennis Green**

**Preseason (3-2)**

7/31	L	9	at Dallas (59,062)	17
8/7	W	17	Kansas City at Tokyo, Japan (49,555)	9
8/13	W	21	New Orleans (46,067)	17
8/20	L	19	at Seattle (45,437)	30
8/26	W	31	Miami (64,933)	16

**Regular Season (10-6)**

**Finish: NFC Central Champions**

9/4	L	10	at Green Bay (59,487)	16
9/11	W	10	Detroit (57,349)	3
9/18	W	42	at Chicago (61,073)	15
9/25	W	38	Miami (64,035)	34
10/2	L	7	at Arizona Cards (67,950)	17
10/10	W	27	at N.Y. Giants (77,294)	10
10/16	BYE WEEK			
10/23	W	13	Green Bay (63,041) (OT)	10
10/30	W	36	at Tampa Bay (42,110)	13
11/6	W	21	New Orleans (57,564)	20
11/13	L	20	at New England (58,382) (OT)	21
11/20	L	21	N.Y. Jets (60,687)	36
11/27	L	17	Tampa Bay (47,259) (OT)	20
12/1	W	33	Chicago (61,483) (OT)	27
12/11	W	21	at Buffalo (66,501)	17
12/17	L	19	at Detroit (73,881)	41
12/26	W	21	San Francisco (63,326)	14

**356** **314**

**NFC First-Round Playoffs**

(Metrodome, Minneapolis, MN)  
1/1/95 L 18 Chicago (60,347) 35

1995

**Head Coach: Dennis Green**


**Preseason (2-2)**

8/7	W	23	at San Diego (47,934)	19
8/12	L	14	at New England (56,241)	21
8/18	W	20	Oakland (45,306)	17
8/26	L	13	Kansas City (39,349)	17

**Regular Season (8-8)**

**Finish: 4th in NFC Central**

9/3	L	14	at Chicago (63,036)	31
9/10	W	20	Detroit (52,234)	10
9/17	L	17	Dallas (60,088) (OT)	23
9/24	W	44	at Pittsburgh (57,853)	24
10/1	BYE WEEK			
10/8	W	23	Houston (56,430) (OT)	17
10/15	L	17	at Tampa Bay (55,703) (OT)	20
10/22	L	21	at Green Bay (60,332)	38
10/30	L	6	Chicago (61,238)	14
11/5	W	27	Green Bay (62,839)	24
11/12	W	30	at Arizona Cards (51,342) (OT)	24
11/19	W	43	New Orleans (58,108)	24
11/23	L	38	at Detroit (74,559)	44
12/3	W	31	Tampa Bay (52,879)	17
12/9	W	27	Cleveland (47,984)	11



**Jake Reed, Cris Carter and Randy Moss—Three Deep— spearheaded the offense in the 1990s, catching 235 TDs among them during their Vikings careers.**

12/18	L	30	at San Francisco (64,975)	27
12/24	L	24	at Cincinnati (34,568)	37

**412** **385**

1996

**Head Coach: Dennis Green**

**Preseason (1-3)**

8/3	W	23	San Diego (34,367) (OT)	20
8/8	L	12	Buffalo (36,297)	35
8/19	L	17	at Miami (55,598)	16
8/23	L	13	at New Orleans (35,728)	24

**Regular Season (9-7)**

**Finish: Second in NFC Central**

9/1	W	17	Detroit (52,972)	13
9/8	W	23	at Atlanta (42,688)	17
9/15	W	20	at Chicago (61,301)	14
9/22	W	30	Green Bay (64,168)	21
9/29	L	10	at N.Y. Giants (70,970)	15
10/6	W	14	Carolina (60,894)	12
10/13	L	13	at Tampa Bay (32,175)	24
10/20	BYE WEEK			
10/28	L	13	Chicago (60,774)	15
11/3	L	6	Kansas City (59,552)	21
11/10	L	23	at Seattle (50,794)	42
11/17	W	16	at Oakland (41,183) (OT)	13
11/24	L	17	Denver (59,142)	17
12/1	W	41	Arizona (45,767)	21
12/8	W	24	at Detroit (46,043)	22
12/15	W	21	Tampa Bay (49,302)	10
12/22	L	10	at Green Bay (59,306)	38

**298** **315**

**NFC First-Round Playoffs**

(Texas Stadium, Irving, TX)  
12/28 L 15 Dallas (64,682) 40

1997

**Head Coach: Dennis Green**

**Preseason (3-2)**

7/26	W	28	Seattle at Canton (23,846)	26
8/2	W	26	St. Louis Rams (36,971)	6
8/8	L	3	at Buffalo (32,559)	19
8/16	L	13	at Cincinnati (44,316)	37
8/22	W	28	San Diego (44,300)	22

**Regular Season (9-7)**

**Finish: 4th in NFC Central**

8/31	W	34	at Buffalo (79,139)	13
9/7	W	27	at Chicago (59,263)	24
9/14	L	14	Tampa Bay (63,697)	28
9/21	L	32	at Green Bay (60,115)	38
9/28	W	28	Philadelphia (55,149)	19
10/5	W	20	at Arizona (45,550)	19
10/12	W	21	Carolina (62,625)	14
10/19	BYE WEEK			
10/26	W	10	at Tampa Bay (66,815)	6
11/2	W	23	New England (62,917)	18
11/9	W	29	Chicago (63,443)	22
11/16	L	15	at Detroit (68,910)	38
11/23	L	21	at N.Y. Jets (77,716)	23
12/1	L	11	Green Bay (64,001)	27
12/7	L	17	at San Francisco (55,761)	28
12/14	L	13	Detroit (60,982)	14
12/21	W	39	Indianapolis (54,107)	28

**354** **359**

**NFC First-Round Playoffs**

(Giants Stadium, East Rutherford, NJ)  
12/27 W 23 N.Y. Giants (77,710) 22

**NFC Divisional Playoffs**

(BCOM Park, San Francisco, CA)  
1/3/98 L 22 San Francisco (65,018) 38

1998

**Head Coach: Dennis Green**

**Preseason (4-0)**

8/9	W	28	at New England (54,111)	0
8/15	W	34	Kansas City (60,995)	0
8/22	W	25	at Carolina (64,569) (OT)	22
8/28	W	42	San Diego (62,127)	28

**Regular Season (15-1)**

**Finish: NFC Central Champions**

9/6	W	31	Tampa Bay (62,538)	7
9/13	W	38	at St. Louis Rams (56,234)	31
9/20	W	29	Detroit (63,107)	6
9/27	W	31	at Chicago (57,783)	28
10/5	W	37	at Green Bay (59,849)	24
10/11	BYE WEEK			
10/18	W	41	Washington (64,004)	7
10/25	W	34	at Detroit (77,885)	1
11/1	L	24	at Tampa Bay (64,979)	27
11/8	W	31	New Orleans (63,779)	24
11/15	W	24	Cincinnati (64,232)	3
11/22	W	28	Green Bay (60,471)	14
11/26	W	46	at Dallas (64,366)	36
12/6	W	48	Chicago (64,247)	22
12/13	W	38	at Baltimore Ravens (69,074)	28
12/20	W	50	Jacksonville (64,363)	10
12/26	W	26	at Tennessee (41,121)	26

**556** **296**

**NFC Divisional Playoffs**

(Metrodome, Minneapolis, MN)  
1/10/99 W 41 Arizona (63,760) 21

**NFC Championship Game**

(Metrodome, Minneapolis, MN)  
1/17/99 L 27 Atlanta (64,060) (OT) 30

1999

**Head Coach: Dennis Green**

**Preseason (2-2)**

8/13	L	21	N.Y. Giants (63,434)	36
8/21	W	24	at Cleveland (71,398)	17
8/26	W	17	Philadelphia (63,387)	13
9/3	L	17	at N.Y. Jets (76,782)	38

**Regular Season (10-6)**

**Finish: 2nd in NFC Central**

9/12	W	17	at Atlanta (69,555)	14
9/19	L	17	Oakland (64,080)	22
9/26	L	20	at Green Bay (59,868)	23
10/3	W	21	Tampa Bay (64,106)	14
10/10	L	22	Chicago (64,107)	24
10/17	L	23	at Detroit (76,516)	25
10/24	W	40	San Francisco (64,109)	16
10/31	W	23	at Denver (75,021)	20
11/8	W	27	Dallas (64,111)	17
11/14	W	27	at Chicago (66,944) (OT)	24
11/21	BYE WEEK			
11/28	W	35	San Diego (64,232)	27
12/6	L	17	at Tampa Bay (65,741)	24
12/12	L	28	at Kansas City (78,932)	31
12/20	W	24	Green Bay (64,203)	20
12/26	W	34	at N.Y. Giants (78,095)	17
1/2/00	W	24	Detroit (64,103)	17

**399** **335**

**NFC First-Round Playoffs**

(Metrodome, Minneapolis, MN)  
1/9/00 W 27 Dallas (64,056) 10

**NFC Divisional Playoffs**

(TWA Dome, St. Louis, MO)  
1/16/00 L 37 St. Louis Rams (66,194) 49

**2000**

**Head Coach: Dennis Green**  
**Preseason (1-3)**

8/5	L	24	New Orleans (63,445)	25
8/12	L	7	at San Diego (43,805)	31
8/18	W	35	Arizona Cards (63,563)	37
8/24	L	30	at Indianapolis (51,337)	32

**Regular Season (11-5)**  
**Finish: NFC Central Champions**

9/3	W	30	Chicago (64,104)	27
9/10	W	13	Miami (64,112)	7
9/17	W	21	at New England (60,292)	13
9/24	BYE WEEK			
10/1	W	31	at Detroit (76,438)	24
10/9	W	30	Tampa Bay (64,162)	23
10/15	W	28	at Chicago (66,944)	16
10/22	W	31	Buffalo (64,116)	27
10/29	L	13	at Tampa Bay (65,589)	41
11/6	L	20	at Green Bay (59,584) (OT)	26
11/12	W	31	Arizona (64,223)	14
11/19	W	31	Carolina (64,208)	17
11/23	W	27	at Dallas (63,878)	15
11/30	W	24	at Detroit (64,214)	40
12/10	L	29	at St. Louis Rams (66,273)	17
12/17	L	28	Green Bay (64,183)	33
12/24	L	10	at Indianapolis Colts (56,672)	31

**397** **371**

**NFC Divisional Playoffs**  
 (Metrodome, Minneapolis, MN)  
 1/6/01 W 34 New Orleans (63,881) 16

**NFC Championship**  
 (Giants Stadium, East Rutherford, NJ)  
 1/14/01 L 0 NY Giants (79,310) 41

**2001**


**Head Coach: Dennis Green (first 15 games), Mike Tice (final game)**  
**Preseason (4-0)**

8/11	W	28	New Orleans (46,752)	21
			at San Antonio, TX	
8/16	W	24	Pittsburgh (63,790)	10
8/24	W	28	Indianapolis (63,804)	4
8/31	W	20	at Miami (60,136)	21

**Regular Season (5-11)**  
**Finish: 4th in NFC Central**

9/9	L	13	Carolina (64,108)	24
9/23	L	10	at Chicago (66,944)	17
9/30	W	20	Tampa Bay (64,105)	26
10/7	L	15	at New Orleans (70,020)	18
10/14	W	31	Detroit (64,048)	16
10/21	W	35	Green Bay (64,165)	23
10/28	L	14	at Tampa Bay (65,558)	41
11/4	BYE WEEK			
11/11	L	17	at Philadelphia (65,638)	48
11/19	W	28	N.Y. Giants (64,283)	16
11/25	L	6	Chicago (64,214)	13
12/2	L	16	at Pittsburgh (62,661)	21
12/9	W	42	Tennessee (64,271)	24
12/16	L	24	at Detroit (72,190)	27
12/23	L	3	Jacksonville (64,150)	33
12/30	L	13	at Green Bay (59,870)	24
1/7/02	L	3	at Baltimore (69,465)	19

**290** **390**



Daunte Culpepper finished 2nd in the MVP voting for the 2004 campaign and was selected to his 3rd Pro Bowl (2000, '03, '04).

**2002**

**Head Coach: Mike Tice**  
**Preseason (2-2)**

8/10	L	15	Cleveland (63,532)	27
8/16	W	24	at Buffalo (46,027)	21
8/23	W	14	Tennessee (63,845)	10
8/29	L	14	at Pittsburgh (57,062)	17

**Regular Season (6-10)**  
**Finish: 2nd in NFC North**

9/8	L	23	at Chicago (63,226) (Champaign, IL)	27
9/15	L	39	Buffalo (64,047) (OT)	45
9/22	L	14	Carolina (63,945)	21
9/29	L	23	at Seattle (65,212)	48
10/6	BYE WEEK			
10/13	W	31	Detroit (64,013)	24
10/20	L	7	at N.Y. Jets (75,516)	20
10/27	W	25	Chicago (64,122)	7
11/3	L	24	at Tampa Bay (65,667)	38
11/10	L	20	N.Y. Giants (64,005)	27
11/17	W	31	Green Bay (64,153)	21
11/24	L	17	at New England (68,436)	34
12/1	L	24	Atlanta (63,947) (OT)	20
12/8	L	22	at Green Bay (64,070)	26
12/15	W	32	at New Orleans (67,851)	31
12/21	W	20	Miami (64,285)	36
12/29	W	38	at Detroit (60,233)	37

**390** **442**

**2003**

**Head Coach: Mike Tice**  
**Preseason (1-3)**

8/9	L	14	Jacksonville (63,370)	16
8/16	L	16	at Kansas City (75,634)	26
8/22	W	21	at Oakland (37,411)	6
8/28	L	27	Arizona (63,473)	31

**Regular Season (9-7)**  
**Finish: 2nd in NFC North**

9/7	W	30	at Green Bay (70,505)	25
9/14	W	24	Chicago (64,144)	13
9/21	W	23	at Detroit (60,865)	13
9/28	W	35	San Francisco (64,111)	7
10/5	W	39	at Atlanta (70,427)	26
10/12	BYE WEEK			
10/19	W	28	Denver (64,381)	20
10/26	L	17	N.Y. Giants (64,114)	29
11/2	L	27	Green Bay (64,482)	21
11/9	L	28	at New England (64,738)	42
11/16	L	18	at Oakland (56,653)	28
11/23	W	24	Detroit (63,946)	14
11/30	L	17	at St. Louis (66,134)	48
12/7	W	34	Seattle (63,968)	7
12/14	L	10	at Chicago (61,804)	13
12/20	W	45	Kansas City (64,291)	20
12/28	L	17	at Arizona (52,734)	41

**416** **353**

**2004**

**Head Coach: Mike Tice**  
**Preseason (2-2)**

8/14	W	23	Arizona (63,658)	6
8/20	L	24	at Atlanta (70,623)	27
8/27	W	23	San Francisco (63,960)	10
9/2	L	21	at Seattle (50,198)	23

**Regular Season (8-8)**  
**Finish: 2nd in NFC North**

9/12	W	35	Dallas (64,105)	17
9/20	L	16	at Philadelphia (67,676)	27
9/26	W	27	Chicago (64,163)	22
10/3	BYE WEEK			
10/10	W	34	at Houston (70,718) (OT)	28
10/17	W	38	at New Orleans (64,900)	31
10/24	W	20	Tennessee (64,108)	3
10/31	L	13	N.Y. Giants (64,012)	34
11/8	L	28	at Indianapolis (57,307)	31
11/14	L	31	at Green Bay (70,671)	34
11/21	W	22	Detroit (64,156)	19
11/28	W	27	Jacksonville (64,004)	16
12/5	L	14	at Chicago (62,051)	24
12/12	L	23	Seattle (64,110)	27
12/19	W	28	at Detroit (62,337)	27
12/24	L	31	Green Bay (64,311)	34
1/2	L	18	at Washington (76,876)	21

**405** **395**

**NFC First-Round Playoffs**  
 (Lambeau Field, Green Bay, WI)  
 1/9/05 W 31 Green Bay (71,705) 17

**NFC Divisional Playoffs**  
 (Lincoln Financial Field, Philadelphia, PA)  
 1/16/05 L 14 Philadelphia (67,722) 27

**2005**

**Head Coach: Mike Tice**  
**Preseason (3-1)**

8/12	W	27	Kansas City (63,621)	16
8/19	L	21	at N.Y. Jets (76,441)	28
8/26	W	19	San Diego (64,172)	16
9/2	W	23	at Seattle (63,746)	21

**Regular Season (9-7)**  
**Finish: 2nd in NFC North**

9/11	L	13	Tampa Bay (63,939)	24
9/18	L	8	at Cincinnati (65,763)	37
9/25	W	33	New Orleans (63,952)	16
10/2	L	10	at Atlanta (69,552)	30
10/9	BYE WEEK			
10/16	L	3	at Chicago (62,143)	28
10/23	W	23	Green Bay (64,278)	20
10/30	L	13	at Carolina (73,502)	38
11/6	W	27	Detroit (63,813)	14
11/13	W	24	at N.Y. Giants (78,637)	21
11/21	W	20	at Green Bay (70,610)	17
11/27	W	24	Cleveland (63,814)	12
12/4	W	21	at Detroit (61,375)	16
12/11	W	27	St. Louis (64,005)	13
12/18	L	3	Pittsburgh (64,136)	18
12/25	L	23	at Baltimore (70,246)	30
1/1/06	W	34	Chicago (64,023)	10

**306** **344**

**2006**

**Head Coach: Brad Childress**  
**Preseason (2-1-1)**

8/14	L	13	Oakland (63,278)	16
8/19	W	17	at Pittsburgh (57,813)	10
8/25	W	30	Baltimore (63,257)	7
8/31	T	10	at Dallas (60,299)	10

**Regular Season (6-10)**  
**Finish: 3rd in NFC North**

9/11	W	19	at Washington (90,608)	16
9/17	W	16	Carolina (63,623) (OT)	13
9/24	L	16	Chicago (63,754)	19
10/1	L	12	at Buffalo (71,972)	17
10/8	W	26	Detroit (63,906)	13
10/15	BYE WEEK			
10/22	W	31	at Seattle (63,118)	13
10/30	L	7	New England (63,819)	31
11/5	L	3	at San Francisco (68,088)	9
11/12	L	17	Green Bay (63,924)	23
11/19	L	20	at Miami (73,070)	24
11/26	W	31	Arizona (63,483)	26
12/3	L	13	at Chicago (62,221)	23
12/10	W	30	at Detroit (60,861)	20
12/17	L	13	N.Y. Jets (63,677)	26
12/21	L	7	at Green Bay (70,864)	9
12/31	L	21	St. Louis (63,557)	41

**282** **327**

**2007**

**Head Coach: Brad Childress**  
**Preseason (2-2)**

8/10	L	10	St. Louis (62,666)	13
8/17	W	37	at N.Y. Jets (75,851)	20
8/25	L	13	at Seattle (66,723)	30
8/30	W	23	Dallas (62,938)	14

**Regular Season (8-8)**  
**Finish: 2nd in NFC North**

9/9	W	24	Atlanta (62,815)	3
9/16	L	17	at Detroit (61,771) (OT)	20
9/23	L	10	at Kansas City (78,038)	13
9/30	L	16	Green Bay (63,779)	23
10/7	BYE WEEK			
10/14	W	34	at Chicago (62,174)	31
10/21	L	14	at Dallas (63,432)	24
10/28	L	16	Philadelphia (63,019)	23
11/4	W	35	San Diego (63,043)	17
11/11	L	0	at Green Bay (70,945)	34
11/18	W	29	Oakland (62,960)	22
11/25	W	41	at N.Y. Giants (78,531)	17
12/2	W	42	Detroit (62,996)	10
12/9	W	27	at San Francisco (68,050)	7
12/17	W	20	Chicago (63,800)	13
12/23	L	21	Washington (63,634)	32
12/30	L	19	at Denver (76,084) (OT)	22

**365** **31**

**2008**

**Head Coach: Brad Childress**  
**Preseason (1-3)**

8/9	L	17	Seattle (62,545)	34
8/16	W	23	at Baltimore (70,585)	15
8/23	L	10	Pittsburgh (62,625)	12

8/28	L	10	at Dallas (60,246)	16
<b>Regular Season (10-6)</b>				
<b>Finish: NFC North Champions</b>				
9/8	L	19	at Green Bay (71,004)	24
9/14	L	15	Indianapolis (63,585)	18
9/21	W	20	Carolina (62,627)	10
9/28	L	17	at Tennessee (69,143)	30
10/6	W	30	at New Orleans (70,015)	27
10/12	W	12	Detroit (62,867)	10
10/19	L	41	at Chicago (62,235)	48
10/26	BYE WEEK			
11/2	W	28	Houston (62,839)	21
11/9	W	28	Green Bay (63,845)	27
11/16	L	13	at Tampa Bay (65,278)	19
11/23	W	30	at Jacksonville (65,064)	12
11/30	W	34	Chicago (63,722)	14
12/7	W	20	at Detroit (50,444)	16
12/14	W	35	at Arizona (64,457)	14
12/21	L	17	Atlanta (62,889)	24
12/28	W	20	N.Y. Giants (63,761)	19

379

**NFC First-Round Playoffs**  
(Metrodome, Minneapolis, MN)  
1/4/09 L 14 Philadelphia (61,746) 26

**2009**

<b>Head Coach: Brad Childress</b>				
<b>Preseason (3-1)</b>				
8/14	W	13	at Indianapolis (65,484)	3
8/21	W	17	Kansas City (62,782)	13
8/31	W	17	at Houston (70,191)	10
9/4	L	31	Dallas (62,334)	35

<b>Regular Season (12-4)</b>				
<b>Finish: NFC North Champions</b>				
9/13	W	34	at Cleveland (70,560)	20
9/20	W	27	at Detroit (56,269)	13
9/27	W	27	San Francisco (63,398)	24
10/5	W	30	Green Bay (63,846)	23
10/11	W	38	at St. Louis (60,165)	10
10/18	W	33	Baltimore (63,689)	31
10/25	L	17	at Pittsburgh (65,597)	27
11/1	W	38	at Green Bay (71,213)	26
11/8	BYE WEEK			
11/15	W	27	Detroit (63,854)	10
11/22	W	35	Seattle (63,854)	9
11/29	W	36	Chicago (63,854)	4
12/6	L	17	at Arizona (64,121)	30
12/13	W	30	Cincinnati (63,854)	20
12/20	L	7	at Carolina (73,515)	26
12/28	L	30	at Chicago (62,479) (OT)	36
1/3/10	W	44	N.Y. Giants (63,854)	7

470

**NFC Divisional Playoffs**  
(Metrodome, Minneapolis, MN)  
1/17/10 W 34 Dallas (63,547) 3

**NFC Championship**  
(Superdome, New Orleans, LA)  
1/24/10 L 28 New Orleans (71,276) (OT) 31

**2010**

<b>Head Coach: Brad Childress (first 10 games), Leslie Frazier (final 6 games)</b>				
<b>Preseason (3-1)</b>				
8/14	W	28	at St. Louis (40,801)	7
8/22	L	10	at San Francisco (69,732)	13
8/28	W	24	Seattle (63,550)	15
9/2	W	31	Denver (63,328)	24

<b>Regular Season (6-10)</b>				
<b>Finish: 4th in NFC North</b>				
9/9	L	9	at New Orleans (70,051)	14
9/19	L	10	Miami (63,846)	14
9/26	W	24	Detroit (63,377)	10
10/3	BYE WEEK			
10/11	L	20	at N.Y. Jets (77,909)	29
10/17	W	24	Dallas (64,120)	21
10/24	L	24	at Green Bay (71,107)	28
10/31	L	18	at New England (68,756)	28
11/7	W	27	Arizona (64,120) (OT)	24
11/14	L	13	at Chicago (62,206)	27
11/21	L	3	Green Bay (64,120)	31
11/28	W	17	at Washington (83,602)	13
12/5	W	38	Buffalo (64,012)	14
12/13	L	3	N.Y. Giants (45,910)*	21
12/20	L	14	Chicago (45,504)*	40
12/28	W	24	at Philadelphia (69,144)*	14
1/2/11	L	13	at Detroit (57,013)	20

281

# Played at Ford Field, Detroit  
\* Played at TCF Bank Stadium, Univ. of MN  
\* Delayed from 12/26 by Philadelphia blizzard

<b>2011</b>				
<b>Head Coach: Leslie Frazier</b>				
<b>Preseason (2-2)</b>				
8/13	L	3	at Tennessee (69,143)	14
8/20	W	20	at Seattle (65,599)	7
8/27	L	17	Dallas (62,800)	23
9/1	W	28	Houston (62,148)	0

<b>Regular Season (3-13)</b>				
<b>Finish: 4th in NFC North</b>				
9/11	L	17	at San Diego (66,716)	24
9/18	L	20	Tampa Bay (62,461)	24
9/25	L	23	Detroit (62,466)	26
10/2	L	17	at Kansas City (72,931)	22
10/9	W	34	Arizona (62,479)	10
10/16	L	10	at Chicago (62,322)	39
10/23	L	27	Green Bay (63,946)	33
10/30	W	24	at Carolina (72,095)	21
11/6	BYE WEEK			
11/14	L	7	at Green Bay (70,519)	45
11/20	L	21	Oakland (62,748)	27
11/27	L	14	at Atlanta (68,115)	24
12/4	L	32	Denver (62,939)	35
12/11	L	28	at Detroit (63,988)	34
12/18	L	20	New Orleans (62,623)	42
12/24	W	33	at Washington (63,370)	26
1/1/12	L	13	Chicago (62,867)	17

340

<b>2012</b>				
<b>Head Coach: Leslie Frazier</b>				
<b>Preseason (1-3)</b>				
8/10	L	6	at San Francisco (69,732)	17
8/17	W	36	Buffalo (56,430)	14
8/24	L	10	San Diego (56,521)	12
8/30	L	24	at Houston (71,116)	28

<b>Regular Season (10-6)</b>				
<b>Finish: 2nd in NFC North</b>				
9/9	W	26	Jacksonville (56,607) (OT)	23
9/16	L	20	at Indianapolis (63,912)	23
9/23	W	24	San Francisco (57,288)	13
9/30	W	20	at Detroit (63,616)	13
10/7	W	30	Tennessee (57,652)	7
10/14	L	26	at Washington (78,476)	38
10/21	W	21	Arizona (61,068)	14
10/25	L	17	Tampa Bay (60,860)	36
11/4	L	20	at Seattle (67,584)	30
11/11	W	34	Detroit (64,059)	24
11/18	BYE WEEK			
11/25	L	10	at Chicago (62,306)	28
12/2	L	14	at Green Bay (70,567)	28
12/9	W	21	Chicago (64,134)	7
12/16	W	36	at St. Louis (55,751)	12
12/23	W	23	at Houston (71,688)	6
12/30	W	37	Green Bay (64,134)	34

379

**NFC First-Round Playoffs**  
(Lambeau Field, Green Bay, WI)  
1/5/13 L 10 at Green Bay (71,548) 24

**2013**

<b>Head Coach: Leslie Frazier</b>				
<b>Preseason (1-3)</b>				
8/9	L	13	Houston (62,306)	27
8/16	L	16	at Buffalo (60,164)	20
8/25	L	14	at San Francisco (69,732)	34
8/29	W	24	Tennessee (62,603)	23

<b>Regular Season (5-10)</b>				
<b>Finish: 4th in NFC North</b>				
9/8	L	24	at Detroit (62,461)	34
9/15	L	30	at Chicago (62,181)	31
9/22	L	27	Cleveland (63,672)	31
9/29	W	34	Pittsburgh at London (83,518)	27
10/6	BYE WEEK			
10/13	L	10	Carolina (63,963)	35
10/21	L	7	at New York Giants (79,314)	23
10/27	L	31	Green Bay (64,134)	44
11/3	L	23	at Dallas (85,360)	27
11/7	W	34	Washington (64,011)	27
11/17	L	20	at Seattle (68,235)	41
11/24	T	26	at Green Bay (77,871) (OT)	26
12/1	W	23	Chicago (64,134) (OT)	20
12/8	L	26	at Baltimore (70,921)	29
12/15	W	48	Philadelphia (64,087)	30
12/22	L	14	at Cincinnati (61,555)	42
12/29	W	14	Detroit (64,134)	13

391

<b>2014</b>				
<b>Head Coach: Mike Zimmer</b>				
<b>Preseason (4-0)</b>				
8/8	W	10	Oakland (51,752)	6
8/16	W	38	Arizona (51,763)	28
8/23	W	30	at Kansas City (73,442)	12
8/28	W	19	at Tennessee (69,143)	3

<b>Regular Season (7-9)</b>				
<b>Finish: 3rd in NFC North</b>				
9/7	W	34	at St. Louis (55,919)	6
9/14	L	7	New England (52,350)	30
9/21	L	9	at New Orleans (73,005)	20
9/28	W	41	Atlanta (52,173)	28
10/2	L	10	at Green Bay (78,054)	42
10/12	L	3	Detroit (52,213)	17
10/19	L	16	at Buffalo (68,477)	17
10/26	W	19	at Tampa Bay (56,577) (OT)	13
11/2	W	29	Washington (64,011)	26
11/9	BYE WEEK			
11/16	L	13	at Chicago (61,792)	21
11/23	L	21	Green Bay (52,386)	24
11/30	W	31	Carolina (52,016)	13
12/7	W	30	New York Jets (52,152) (OT)	24
12/14	L	14	at Detroit (62,490)	16
12/21	L	35	at Miami (66,203)	37
12/28	W	13	Chicago (52,364)	9

325

<b>2015</b>				
<b>Head Coach: Mike Zimmer</b>				
<b>Preseason (4-1)</b>				
8/9	W	14	Pittsburgh at Canton (23,379)	3
8/15	W	26	Tampa Bay (50,610)	16
8/22	W	20	Oakland (50,656)	12
8/29	W	28	at Dallas (86,082)	14
9/3	L	17	at Atlanta (61,294)	24

<b>Regular Season (11-5)</b>				
<b>Finish: 1st in NFC North</b>				
9/14	L	20	at San Francisco (70,499)	3
9/20	W	26	Detroit (52,319)	16
9/27	W	31	San Diego (52,400)	14
10/4	L	20	at Denver (77,029)	23
10/11	BYE WEEK			
10/18	W	16	Kansas City (52,480)	10
10/25	W	28	at Detroit (60,231)	19
11/1	W	23	at Chicago (62,231)	20
11/8	W	21	St. Louis (52,406) (OT)	18
11/15	W	30	at Oakland (54,700)	14
11/22	L	13	Green Bay (52,529)	30
11/29	W	20	at Atlanta (70,610)	10
12/6	L	7	Seattle (52,430)	38
12/16	L	20	at Arizona (64,784)	23
12/20	W	38	Chicago (52,421)	17
12/27	W	49	New York Giants (52,455)	17
1/3/16	W	20	at Green Bay (78,412)	13

365

**NFC First-Round Playoffs**  
(TCF Bank Stadium, Minneapolis, MN)  
1/10/16 L 9 Seattle (52,090) 10

**2016**

<b>Head Coach: Mike Zimmer</b>				
<b>Preseason (4-0)</b>				
8/12	W	17	at Cincinnati (50,737)	16
8/18	W	18	at Seattle (68,469)	11
8/28	W	23	San Diego (66,143)	10
9/1	W	27	LA Rams (66,262)	25

<b>Regular Season (8-8)</b>				
<b>Finish: 3rd in NFC North</b>				
9/11	W	25	at Tennessee (63,816)	16
9/18	W	17	Green Bay (66,813)	14
9/25	W	22	at Carolina (73,818)	10
10/3	W	24	New York Giants (66,690)	10
10/9	W	31	Houston (66,683)	13
10/16	BYE WEEK			
10/23	L	10	at Philadelphia (69,596)	21
10/31	L	10	at Chicago (60,422)	20
11/6	L	16	Detroit (66,807)	22
11/13	L	20	at Washington (78,216)	26
11/20	W	30	Arizona (66,808)	24
11/24	L	13	at Detroit (63,793)	16
12/1	L	15	Dallas (66,860)	17
12/11	W	25	at Jacksonville (62,701)	16
12/18	L	6	Indianapolis (66,820)	34
12/24	L	25	at Green Bay (77,856)	38
1/1/17	W	38	Chicago (66,808)	10

327

KICKOFF  
EXECUTIVES  
COACHES  
STAFF  
PLAYERS  
ROOKIES  
2016 SEASON  
RECORDS  
PLAYOFF RECORDS  
HISTORY  
EXTRA POINTS

# VIKINGS ALL-TIME RECORD

	Won	Lost	Tied	Pct.	Games		Won	Lost	Tied	Pct.	Games
Preseason (1961-2016)	152	97	3	.609	252	NFC Regular and Post-Season	389	322	10	.553	721
Regular Season (1961-2016)	457	387	10	.546	854	AFC Regular and Post-Season	87	92	0	.486	179
Postseason (1961-2016)	19	28	0	.404	47	All Regular and Post-Season	474	415	10	.537	901
All Games (1961-2016)	628	512	13	.549	1,154*						
NFC Regular Season	370	299	10	.559	679						
AFC Regular Season	87	88	0	.517	175						

\*Vikings faced Dallas in Playoff Bowl on 1/5/69, a postseason exhibition game after being eliminated from playoffs. The game does not count in all-time postseason record and statistics from the game do not count. Total is 1,112 with Playoff Bowl.

## VIKINGS VS. NFC CENTRAL SERIES VS. NFC NORTH

\*\*1970-2001 Tampa Bay was not in NFC Central in 1976 and moved to NFC South for the 2002 season

Playoff Appearances (Since 1961)	Western Conf./Division Titles (Since 1961)	NFC North			
Team	Total Games (incl. Playoffs)	All-Time Series	Titles		
28- Minnesota Vikings	19- Minnesota Vikings	Chicago Bears	112	58-52-2	2
28- Green Bay Packers	18- Green Bay Packers	Detroit Lions	111	71-38-2	0
15- Chicago Bears	8- Chicago Bears	Green Bay Packers	113	51-60-2	9
11- Detroit Lions	3- Detroit Lions	Minnesota Vikings	113	51-60-2	3
6- Tampa Bay Buccaneers	3- Tampa Bay Buccaneers				

## VIKINGS ALL-TIME RECORDS BY MONTH (REGULAR & POST SEASON)

	Total Games	August W-L-T	September W-L-T	October W-L-T	November W-L-T	December W-L-T	January W-L-T	Totals
Arizona	27	0-0-0	0-0-0	6-6-0	6-2-0	3-3-0	1-0-0	16-11-0
Atlanta	29	0-0-0	8-0-0	2-2-0	4-3-0	3-5-0	1-1-0	18-11-0
Baltimore	5	0-0-0	0-0-0	1-0-0	0-0-0	1-2-0	0-1-0	2-3-0
Buffalo	13	1-0-0	1-3-0	2-2-0	0-0-0	4-0-0	0-0-0	8-5-0
Carolina	13	0-0-0	3-2-0	3-2-0	2-0-0	0-1-0	0-0-0	8-5-0
Chicago	112	0-0-0	14-14-0	16-18-0	12-8-0	14-10-2	2-2-0	58-52-2
Cincinnati	12	0-0-0	1-1-0	0-1-0	2-1-0	3-3-0	0-0-0	6-6-0
Cleveland	15	0-0-0	3-1-0	1-1-0	4-1-0	2-1-0	1-0-0	11-4-0
Dallas	30	0-0-0	1-4-0	4-5-0	5-1-0	1-5-0	3-1-0	14-16-0
Denver	14	0-0-0	1-1-0	4-1-0	2-3-0	0-2-0	0-0-0	7-7-0
Detroit	111	0-0-0	18-7-0	15-9-0	22-9-2	15-12-0	1-1-0	71-38-2
Green Bay	113	0-0-0	11-6-0	14-15-0	15-22-2	9-16-0	2-1-0	51-60-2
Houston	4	0-0-0	0-0-0	2-0-0	1-0-0	1-0-0	0-0-0	4-0-0
Indianapolis	25	0-0-0	2-5-0	1-2-1	2-5-0	2-5-0	0-0-0	7-17-1
Jacksonville	6	0-0-0	1-0-0	0-0-0	2-0-0	2-1-0	0-0-0	5-1-0
Kansas City	12	0-0-0	1-2-0	1-1-0	0-1-0	3-2-0	0-1-0	5-7-0
Miami	12	0-0-0	2-2-0	0-2-0	0-1-0	2-1-0	0-2-0	4-8-0
New England	12	0-0-0	2-1-0	0-4-0	1-2-0	1-1-0	0-0-0	4-8-0
New Orleans	31	0-0-0	4-4-0	2-2-0	8-3-0	4-1-0	2-1-0	20-11-0
New York Giants	28	0-0-0	0-2-0	5-4-0	4-2-0	6-2-0	1-2-0	16-12-0
New York Jets	10	0-0-0	0-0-0	1-3-0	0-3-0	1-2-0	0-0-0	2-8-0
Oakland	15	0-0-0	1-3-0	0-1-0	4-2-0	0-3-0	0-1-0	5-10-0
Philadelphia	26	0-0-0	2-3-0	5-3-0	0-2-0	6-2-0	0-3-0	13-13-0
Pittsburgh	17	0-0-0	3-1-0	2-2-0	3-2-0	1-2-0	0-1-0	9-8-0
San Diego	12	0-0-0	1-2-0	2-0-0	3-3-0	0-1-0	0-0-0	6-6-0
San Francisco	46	0-0-0	8-4-1	6-3-0	2-5-0	5-8-0	1-3-0	22-23-1
Los Angeles/St. Louis	44	0-0-0	3-2-1	6-4-0	7-4-1	10-5-0	0-1-0	26-16-2
Seattle	15	0-0-0	0-2-0	1-1-0	3-4-0	1-2-0	0-1-0	5-10-0
Tampa Bay	54	0-0-0	8-6-0	10-8-0	9-6-0	5-2-0	0-0-0	32-22-0
Tennessee	13	0-0-0	2-1-0	5-0-0	0-1-0	2-2-0	0-0-0	9-4-0
Washington	25	0-0-0	1-1-0	1-2-0	6-4-0	4-2-0	0-4-0	12-13-0
<b>Totals</b>	<b>901</b>	<b>1-0-0</b>	<b>101-80-2</b>	<b>118-104-1</b>	<b>129-100-5</b>	<b>111-105-2</b>	<b>15-26-0</b>	<b>476-415-10</b>

## VIKINGS OVERTIME GAMES

### OVERTIME RECORD

**Won 23, Lost 21, Tied 3**  
(H: 13-10-1, A: 10-11-2)

9/19/76	T	10	L.A. Rams	10	10/20/91	L	23	at New England	26	12/30/07	L	19	at Denver	22
9/18/77	L	10	Dallas	16	9/6/92	W	23	at Green Bay	20	12/28/09	L	30	at Chicago	36
10/16/77	W	22	Chicago	16	10/20/94	W	13	Green Bay	10	1/24/10	L	28	*at New Orleans	31
9/11/78	W	12	Denver	9	11/13/94	L	20	at New England	26	11/7/10	W	27	Arizona	24
11/26/78	T	10	at Green Bay	10	11/27/94	L	17	Tampa Bay	20	9/25/11	L	23	Detroit	26
9/23/79	W	27	Green Bay	21	12/1/94	W	33	Chicago	27	9/9/12	W	26	Jacksonville	23
12/2/79	L	21	at L.A. Rams	27	9/17/95	L	17	Dallas	23	11/24/13	T	26	at Green Bay	26
9/18/83	W	19	at Tampa Bay	16	10/8/95	W	23	Houston Oilers	17	12/1/13	W	23	Chicago	20
10/23/83	W	20	at Green Bay	17	10/15/95	L	17	at Tampa Bay	20	10/26/14	W	19	at Tampa Bay	13
10/12/86	W	27	at San Francisco	24	11/12/95	W	30	at Arizona	24	12/7/14	W	30	N.Y. Jets	24
11/2/86	L	38	at Washington	44	11/17/96	W	16	at Oakland	13	11/8/15	W	21	St. Louis	18
11/26/87	W	44	at Dallas	38	1/17/99	L	27	*Atlanta	34	11/6/16	L	16	Detroit	22
12/26/87	L	24	Washington	27	11/14/99	W	27	at Chicago	20					
11/5/89	W	23	L.A. Rams	21	11/6/00	L	20	at Green Bay	26					
12/17/89	L	17	at Cleveland	23	9/15/02	L	39	Buffalo	45					
9/30/90	L	20	Tampa Bay	23	12/1/02	L	24	Atlanta	30					
					10/10/04	W	34	at Houston	28					
					9/17/06	W	16	Carolina	13					
					9/16/07	L	17	at Detroit	20					

\*NFC Championship game

# VIKINGS PRIME TIME/THANKSGIVING RECORD

## MONDAY NIGHT RECORD

### Won 27, Lost 32

(H: 16-9, A: 11-23)

10/26/70	W 13	L.A. Rams	3
9/20/71	W 16	at Detroit	13
10/25/71	W 10	Baltimore	3
9/18/72	L 21	Washington	24
10/23/72	L 10	at Chicago	13
11/19/73	L 14	at Atlanta	20
11/11/74	W 28	at St. Louis	24
10/27/75	W 13	at Chicago	9
10/4/76	W 17	Pittsburgh	6
11/29/76	L 16	at San Francisco	20
10/24/77	L 3	at L.A. Rams	35
9/11/78	W 12	Denver (OT)	9
9/25/78	W 24	at Chicago	20
10/15/79	L 7	at N.Y. Jets	14
9/14/81	L 10	Oakland	36
11/2/81	L 17	at Denver	19
11/23/81	L 30	at Atlanta	31
1/3/83	W 31	Dallas	27
12/5/83	L 2	at Detroit	13
10/26/87	W 34	Denver	27
12/19/88	W 28	Chicago	27
10/30/89	L 14	at N.Y. Giants	24
12/25/89	W 29	Cincinnati	21
10/15/90	L 24	at Philadelphia	32
11/11/91	L 17	Chicago	34
11/2/92	W 38	at Chicago	10
10/25/93	W 19	at Chicago	12
10/10/94	W 27	at N.Y. Giants	10
12/26/94	W 21	San Francisco	14
10/30/95	L 6	Chicago	14
12/18/95	L 30	at San Francisco	37
10/28/96	L 13	Chicago	15
12/1/97	L 11	Green Bay	27
10/5/98	W 37	at Green Bay	24
11/8/99	W 27	Dallas	17
12/6/99	L 27	Tampa Bay	24
12/20/99	W 24	Green Bay	20
10/9/00	W 20	Tampa Bay	23
11/6/00	L 20	at Green Bay (OT)	26
11/19/01	W 28	N.Y. Giants	16
1/7/02	L 3	at Baltimore	19
9/20/04	L 16	at Philadelphia	27
11/8/04	L 28	at Indianapolis	31
11/21/05	W 20	at Green Bay	17
9/11/06	W 16	at Washington	13
10/30/06	L 7	New England	31
12/17/07	W 20	Chicago	13
9/8/08	L 19	at Green Bay	24
10/6/08	W 30	at New Orleans	27
10/5/09	W 30	Green Bay	23
12/28/09	L 30	at Chicago (OT)	36
10/11/10	L 20	at N.Y. Jets	29
12/13/10	L 3	N.Y. Giants*	21
12/20/10	L 14	Chicago#	40
11/14/11	L 7	at Green Bay	45
10/21/13	L 7	at N.Y. Giants	23
9/14/15	L 3	at San Francisco	20
10/3/16	W 24	NY Giants	10
10/31/16	L 10	at Chicago	20

\*Game played at Ford Field in Detroit (originally scheduled for 12/12/10, moved due to weather-related Metrodome collapse)

#Game played at TCF Bank Stadium, U of M

## TUESDAY NIGHT RECORD

### Won 1, Lost 0

(H: 0-0, A: 1-0)

12/28/10	W 24	at Philadelphia*	14
----------	------	------------------	----

\*Originally scheduled for Sunday night, 12/26/10 but delayed by weather.

## THURSDAY NIGHT RECORD

### Won 6, Lost 10

(H: 5-5, A: 1-5)

10/26/78	W 21	at Dallas	10
9/16/82	L 22	at Buffalo	43
9/8/83	L 17	San Francisco	28
11/29/84	L 17	Washington	31
9/19/85	L 24	Chicago	33
10/15/92	W 31	Detroit	14
10/20/94	W 13	Green Bay (OT)	10
12/1/94	W 33	Chicago (OT)	27
11/30/00	W 24	Detroit	17
12/21/06	L 7	at Green Bay	9
9/9/10	L 9	at New Orleans	14
10/25/12	L 17	Tampa Bay	36
11/7/13	W 34	Washington	27
10/2/14	L 10	at Green Bay	42
12/10/15	L 20	at Arizona	23
12/1/16	L 15	Dallas	17

## FRIDAY DAY/NIGHT RECORD

### Won 1, Lost 2

(H: 0-1, A: 1-1)

9/22/67	L 3	at L.A. Rams	39
12/31/93	W 14	at Washington	9
12/24/04	L 31	Green Bay	34

## SATURDAY DAY/NIGHT RECORD

### Won 17, Lost 10

(H: 9-3, A: 8-7)

10/9/65	W 40	N.Y. Giants	7
9/14/68	W 47	Atlanta	14
12/5/70	W 16	Chicago	13
12/11/71	W 29	Detroit	10
12/16/72	L 17	at San Francisco	20
12/8/73	W 31	at Green Bay	7
12/7/74	W 23	Atlanta	7
12/14/74	W 35	at Kansas City	15
12/20/75	W 35	at Buffalo	13
12/11/76	W 29	at Miami	7
9/24/77	W 9	at Tampa Bay	3
12/17/77	W 30	at Detroit	21
12/9/78	L 14	at Detroit	45
9/5/81	L 13	at Tampa Bay	21
12/12/81	L 7	at Detroit	45
12/17/83	W 20	Cincinnati	14
12/8/84	L 7	at San Francisco	51
12/26/87	L 38	Washington	44
12/22/90	L 24	LA Raiders	28
12/21/91	L 7	Green Bay	27
12/17/94	L 19	at Detroit	41
12/9/95	W 27	Cleveland	11
12/26/98	W 26	at Tennessee	16
12/21/02	W 20	Miami	17
12/20/03	W 45	Kansas City	20
12/24/11	W 33	at Washington	26
12/24/16	L 25	at Green Bay	38

## SUNDAY NIGHT RECORD

### Won 18, Lost 17

(H: 11-8, A: 7-9)

12/6/67	L 24	Chicago	30
11/13/68	W 43	at Dallas	3
12/3/69	W 27	Chicago	16
11/4/90	W 27	Denver	22
12/2/90	W 23	Green Bay	7
9/29/91	L 6	Denver	13
12/8/91	W 26	at Tampa Bay	24
10/31/93	L 27	Detroit	30
11/21/93	L 10	at Tampa Bay	23
12/26/93	W 30	Kansas City	10
9/7/95	L 17	Dallas (OT)	23
11/17/96	W 16	at Oakland (OT)	13
12/8/96	W 24	at Detroit	22
9/28/97	W 28	Philadelphia	19
12/6/98	W 48	Chicago	22
12/20/98	W 50	Jacksonville	10
12/12/99	L 28	at Kansas City	31
10/15/00	W 28	at Chicago	16
11/25/01	L 6	Chicago	13
9/29/02	L 23	at Seattle	48
12/8/02	L 22	at Green Bay	26
9/14/03	W 24	Chicago	14
11/2/03	L 27	Green Bay	30
10/17/04	W 38	at New Orleans	31
12/25/05	L 23	at Baltimore	30
12/23/07	L 21	Washington	32
11/30/08	W 34	Chicago	14
12/6/09	L 17	at Arizona	30
12/20/09	L 7	at Carolina	26
10/24/10	L 24	at Green Bay	28
10/16/11	L 10	at Chicago	39
10/27/13	L 31	Green Bay	44
12/27/15	W 49	New York Giants	17
1/3/16	W 20	at Green Bay	13
9/18/16	W 17	Green Bay	14

## THANKSGIVING DAY RECORD

### Won 5, Lost 2

(H: 0-0, A: 5-2)

11/27/69	W 27	at Detroit	0
11/26/87	W 44	at Dallas (OT)	38
11/24/88	L 23	at Detroit	0
11/23/95	L 38	at Detroit	44
11/26/98	W 46	at Dallas	36
11/23/00	W 27	at Dallas	15
11/24/16	L 13	at Detroit	16



A weather delay caused the Vikings to play the 1st Tuesday game in franchise history in 2010. Originally scheduled as a Sunday Night Football game at Philadelphia, bad weather forced the game to be postponed until Tuesday night and the Vikings upset the host Eagles 24-14.



## VIKINGS MONDAY NIGHT BESTS

### RUSHING ATTEMPTS

31 .....Chester Taylor ..... at Was., 9/11/06  
29 .....Ted Brown ..... vs. Dal., 1/3/83  
27 .....Chuck Foreman ..... vs. Pit., 10/4/76

### RUSHING YARDS

148 .....Chuck Foreman ..... vs. Pit., 10/4/76  
122 .....Robert Smith ..... at G.B., 11/6/00  
122 .....Mewelde Moore ..... at G.B., 11/21/05

### RUSHING TDs

3 .....D.J. Dozier ..... vs. Den., 10/26/87  
2 .....Chuck Foreman ..... vs. Pit., 10/4/76  
2 .....Adrian Peterson ..... at Chi., 12/28/09  
2 .....Adrian Peterson ..... vs. Chi., 12/17/07

### LONG RUNS

72 .....Darrin Nelson ..... vs. Den., 10/26/87  
34 .....Adrian Peterson ..... at G.B., 9/8/08  
30 .....Adrian Peterson ..... at NVJ, 10/11/10

### PASSING ATTEMPTS

53 .....Josh Freeman ..... at NYG, 10/21/13  
48 .....Tommy Kramer ..... at NYJ, 10/15/79  
47 .....Tommy Kramer ..... at Atl., 11/23/81  
47 .....Daunte Culpepper ..... at Phi., 9/20/04

### PASSING COMPLETIONS

37 .....Daunte Culpepper ..... at Phi., 9/20/04  
28 .....Tommy Kramer ..... at NVJ, 10/15/79

### PASSING YARDS

442 .....Randall Cunningham... at G.B., 10/5/98  
343 .....Daunte Culpepper ..... at Phi., 9/20/04  
330 .....Tommy Kramer ..... at Atl., 11/23/81

### PASSING TDs

4 .....Tommy Kramer ..... at Atl., 11/23/81  
4 .....Randall Cunningham. at G.B., 10/5/98  
4 .....Daunte Culpepper ..... vs. NYG, 11/19/01

### PASSER RATING

145.9. Randall Cunningham ..... at G.B., 10/5/98  
134.3. Brett Favre ..... vs. G.B., 10/9/09

### RECEPTIONS

12 .....Cris Carter ..... at S.F., 12/18/95  
11 .....Jake Reed ..... vs. Chi., 10/28/96  
10 .....Randy Moss ..... vs. NYG, 11/19/01  
10 .....Cris Carter ..... vs. NYG, 11/19/01

### RECEIVING YARDS

170 .....Randy Moss ..... at G.B., 10/5/98  
191 .....Randy Moss ..... vs. NYG, 11/19/01  
153 .....Jake Reed ..... vs. Chi., 10/28/96

### RECEIVING TDs

3 .....Randy Moss ..... vs. NYG, 11/19/01

### LONGEST FGs

53 .....Ryan Longwell ..... at N.O., 10/6/08  
52 .....Fred Cox ..... at Chi., 10/27/75

### FGs MADE

5 .....Rich Karlis ..... vs. Cinn., 12/25/89  
4 .....Rick Danmeier ..... vs. Denver, 9/11/78

### LONG KICKOFF RETURNS

99t .....Eddie Payton ..... vs. Oak., 9/14/81  
71 .....Qadry Ismail ..... at S.F., 12/18/95  
69 .....Cordarrelle Patterson... at NYG, 10/21/13

### LONG PUNT RETURNS

91t .....Nate Burleson ..... at Ind., 11/8/04  
86t .....Marcus Sherels ..... at NYG, 10/21/13  
71t .....Mewelde Moore ..... vs. N.E., 10/30/06

### SACKS

4.5 .....Jared Allen ..... vs. G.B., 10/5/09  
4.0 .....Chris Doleman ..... vs. Cin., 12/25/89

### INTERCEPTIONS

2 .....Robert Griffith ..... at G.B., 10/5/98  
2 .....Jack Del Rio ..... at Chi., 11/2/92  
2 .....Nate Allen ..... vs. Pit., 10/4/76  
2 .....Ed Sharockman ..... vs. Bal., 10/25/71

### LONG INTERCEPTION RETURNS

94t .....Jack Lee Ashley... vs. Chi., 12/19/88  
84t .....Jack Del Rio ..... at Chi., 11/2/92

### TACKLES

16 .....Antoine Winfield ..... at Ind., 11/8/04  
15 .....Jack Del Rio ..... at NYG, 10/10/94

## VIKINGS THANKSGIVING BESTS

### RUSHING ATTEMPTS

21 .....Robert Smith ..... @ Dal., 11/23/00  
19 .....Alfred Anderson ..... @ Det., 11/24/88  
16 .....Darrin Nelson ..... @ Dal., 11/26/87

### RUSHING YARDS

148 .....Robert Smith ..... @ Dal., 11/23/00  
118 .....Darrin Nelson ..... @ Det., 11/24/88

### RUSHING TDs

2 .....Leroy Hoard ..... @ Dal., 11/26/98  
2 .....Alfred Anderson ..... @ Det., 11/24/88  
2 .....Darrin Nelson ..... @ Dal., 11/26/87

### LONG RUNS

52t .....Darrin Nelson ..... @ Dal., 11/26/87  
50t .....Leroy Hoard ..... @ Dal., 11/26/98  
39t .....Robert Smith ..... @ Dal., 11/23/00

### PASSING ATTEMPTS

47 .....Warren Moon ..... @ Det., 11/23/95  
37 .....Sam Bradford ..... @ Det., 11/24/16  
35 .....Randall Cunningham... @ Dal., 11/26/98

### PASSING COMPLETIONS

31 .....Sam Bradford ..... @ Det., 11/24/16  
30 .....Warren Moon ..... @ Det., 11/23/95  
17 .....Randall Cunningham. @ Dal., 11/26/98

### PASSER RATING

128.0. Daunte Culpepper .... @ Dal., 11/23/00  
111.5. Randall Cunningham. @ Dal., 11/26/98  
102.5. Wade Wilson ..... @ Det., 11/24/88

### PASSING YARDS

384 .....Warren Moon ..... @ Det., 11/23/95  
359 .....Randall Cunningham... @ Dal., 11/26/98  
224 .....Sam Bradford ..... @ Det., 11/24/16

### PASSING TDs

4 .....Randall Cunningham .. @ Dal., 11/26/98  
4 .....Warren Moon ..... @ Det., 11/23/95

### RECEPTIONS

9 .....Kyle Rudolph ..... @ Det., 11/24/16  
9 .....Amp Lee ..... @ Det., 11/23/95  
8 .....Adam Thielen ..... @ Det., 11/24/16  
8 .....Anthony Carter ..... @ Dal., 11/26/87

### RECEIVING YARDS

184 .....Anthony Carter ..... @ Dal., 11/26/87  
163 .....Randy Moss ..... @ Dal., 11/26/98  
149 .....Jake Reed ..... @ Det., 11/23/95  
144 .....Randy Moss ..... @ Det., 11/23/00  
135 .....Cris Carter ..... @ Dal., 11/26/98

### RECEIVING TDs

3 .....Randy Moss ..... @ Dal., 11/26/98  
2 .....Randy Moss ..... @ Dal., 11/23/00  
2 .....Cris Carter ..... @ Det., 11/23/95  
2 .....Anthony Carter ..... @ Dal., 11/26/87

### PASSING YARDS

384 .....Warren Moon ..... @ Det., 11/23/95  
359 .....Randall Cunningham... @ Dal., 11/26/98  
224 .....Sam Bradford ..... @ Det., 11/24/16

### PASSING TDs

4 .....Randall Cunningham... @ Dal., 11/26/98  
3 .....Warren Moon ..... @ Det., 11/23/95

### RECEPTIONS

9 .....Kyle Rudolph ..... @ Det., 11/24/16  
9 .....Amp Lee ..... @ Det., 11/23/95  
8 .....Adam Thielen ..... @ Det., 11/24/16  
8 .....Anthony Carter ..... @ Dal., 11/26/87

### RECEIVING TDs

184 .....Anthony Carter ..... @ Dal., 11/26/87  
163 .....Randy Moss ..... @ Dal., 11/26/98  
149 .....Jake Reed ..... @ Det., 11/23/95

### RECEIVING TDs

3 .....Randy Moss ..... @ Dal., 11/26/98  
2 .....Randy Moss ..... @ Dal., 11/23/00  
2 .....Cris Carter ..... @ Det., 11/23/95  
2 .....Anthony Carter ..... @ Dal., 11/26/87

### LONGEST FGs

49 .....Gary Anderson ..... @ Dal., 11/23/00  
49 .....Frad Revez ..... @ Det., 11/23/95

### FGs MADE

3 .....Chuck Nelson ..... @ Det., 11/24/88

### LONG KICKOFF RETURNS

44 .....David Palmer ..... @ Dal., 11/26/98  
43 .....Qadry Ismail ..... @ Det., 11/23/95

### LONG PUNT RETURNS

74t .....David Palmer ..... @ Det., 11/23/95  
38t .....Loe Lewis ..... @ Dal., 11/26/87

### SACKS

3.5 .....Carl Eller ..... @ Det., 11/27/69  
3.0 .....Chris Doleman ..... @ Dal., 11/26/87

### INTERCEPTIONS

1 .....7 times, last by  
.....Robert Griffith ..... @ Dal., 11/23/00

### LONG INTERCEPTION RETURNS

30 .....Jim Marshall ..... @ Det., 11/27/69  
25 .....Robert Griffith ..... @ Dal., 11/23/00

### TACKLES

14 .....Joey Browner ..... @ Dal., 11/26/87  
14 .....Ed McDaniel ..... @ Dal., 11/26/98  
14 .....Ed McDaniel ..... @ Dal., 11/23/00



RB Leroy Hoard had a 50-yard TD, the 2nd-longest in team history on Thanksgiving, and scored 2 TDs, the most in team history on Thanksgiving, at Dallas in 1998.

# SERIES STANDINGS

## ARIZONA

**Won 16, Lost 11, Tied 0**  
**Home 10-4, Away 6-7**

1963 (H) St. Louis 56-14  
 1967 (H) St. Louis 34-24  
 1969 (A) Minnesota 27-10  
 1972 (H) St. Louis 19-17  
 1974 (A) Minnesota 28-24  
 1974\* (H) Minnesota 30-14  
 1977 (H) St. Louis 27-7  
 1979 (A) St. Louis 37-7  
 1981 (A) St. Louis 30-17  
 1983 (A) St. Louis 41-31  
 1991 (H) Minnesota 34-7  
 (A) Minnesota 28-0

1994 (A) Arizona 17-7  
 1995 (A) Minnesota 30-24 (OT)  
 1996 (H) Minnesota 41-17  
 1997 (A) Minnesota 20-19  
 (H) Minnesota 41-21  
 1998\* (H) Minnesota 31-14  
 2000 (A) Arizona 18-17  
 2006 (H) Minnesota 31-26  
 2008 (A) Minnesota 35-14  
 2009 (A) Arizona 30-17  
 2010 (H) Minnesota 27-24 (OT)  
 2011 (H) Minnesota 34-10  
 2012 (H) Minnesota 21-14  
 2015 (A) Arizona 23-20  
 2016 (H) Minnesota 30-24  
 \*NFC Divisional Playoff Game

## ATLANTA

**Won 18, Lost 11, Tied 0**  
**Home 11-4, Away 7-7**

1966 (H) Atlanta 20-13  
 1967 (A) Atlanta 21-10  
 1968 (H) Minnesota 47-7  
 1969 (A) Atlanta 10-3  
 1970 (A) Minnesota 37-7  
 1971 (H) Minnesota 24-7  
 1973 (A) Atlanta 20-14  
 1974 (H) Minnesota 23-10  
 1975 (H) Minnesota 38-0  
 1977 (A) Minnesota 14-7  
 1980 (H) Minnesota 24-23  
 1981 (A) Atlanta 31-30  
 1982\* (H) Minnesota 30-24  
 1984 (H) Minnesota 27-20  
 1985 (A) Atlanta 14-13  
 1987 (H) Minnesota 24-13  
 1989 (H) Minnesota 43-17  
 1991 (H) Minnesota 20-19  
 1996 (A) Minnesota 23-17  
 1998\* (H) Atlanta 30-27 (OT)  
 1999 (A) Minnesota 17-14  
 2002 (H) Atlanta 30-24 (OT)  
 2003 (A) Minnesota 39-26  
 2005 (A) Atlanta 30-10  
 2007 (H) Minnesota 24-3  
 2008 (H) Atlanta 24-17  
 2011 (A) Atlanta 24-14  
 2014 (H) Minnesota 41-28  
 2015 (A) Minnesota 20-10  
 \*Super Bowl Tournament  
 \*\*NFC Championship Game

## BALTIMORE

**Won 2, Lost 3, Tied 0**  
**Home 1-0, Away 1-3**

1998 (A) Minnesota 38-28  
 2001 (A) Baltimore 19-3  
 2005 (A) Baltimore 30-23  
 2009 (H) Minnesota 33-31  
 2013 (A) Baltimore 29-26

## BUFFALO

**Won 8, Lost 5, Tied 0**  
**Home 4-1, Away 4-4**

1971 (H) Minnesota 19-0  
 1975 (A) Minnesota 35-13  
 1979 (H) Minnesota 10-3  
 1982 (A) Buffalo 23-22  
 1985 (A) Minnesota 27-20  
 1988 (A) Buffalo 13-10  
 1994 (A) Minnesota 21-17  
 1999 (H) Minnesota 34-13  
 2000 (H) Minnesota 31-27  
 2002 (H) Buffalo 45-39 (OT)  
 2006 (A) Buffalo 17-12  
 2010 (H) Minnesota 38-14  
 2014 (A) Buffalo 17-16

## CAROLINA

**Won 6, Lost 5, Tied 0**  
**Home 6-3, Away 2-2**

1996 (H) Minnesota 14-12  
 1997 (H) Minnesota 21-14  
 2000 (H) Minnesota 31-17

2001 (H) Carolina 24-13  
 2002 (H) Carolina 21-14  
 2005 (A) Carolina 38-13  
 2006 (H) Minnesota 16-13 (OT)  
 2008 (H) Minnesota 20-10  
 2009 (A) Carolina 28-7  
 2011 (A) Minnesota 24-21  
 2013 (H) Carolina 35-10  
 2014 (H) Carolina 31-13  
 2016 (A) Minnesota 22-10

## CHICAGO

**Won 58, Lost 52, Tied 2**  
**Home 36-21, Away 22-31-2**  
**(0-1 In Champain, IL)**

1961 (H) Minnesota 37-13  
 (A) Chicago 52-35  
 1962 (H) Chicago 13-0  
 (A) Chicago 31-30  
 1963 (H) Chicago 28-7  
 (A) Tie, 17-17  
 1964 (H) Chicago 34-28  
 (A) Minnesota 41-14  
 1965 (H) Chicago 45-37  
 (A) Minnesota 24-17  
 1966 (H) Chicago 13-10  
 (A) Chicago 41-28  
 1967 (H) Chicago 17-7  
 (A) Tie, 10-10  
 1968 (H) Chicago 27-17  
 (A) Chicago 26-17  
 1969 (A) Minnesota 31-0  
 (H) Minnesota 31-14  
 1970 (A) Minnesota 24-0  
 (H) Minnesota 16-13  
 1971 (H) Chicago 20-17  
 (A) Minnesota 27-10  
 1972 (A) Chicago 13-10  
 (H) Minnesota 23-10  
 1973 (A) Minnesota 22-13  
 (H) Minnesota 31-13  
 1974 (H) Minnesota 11-7  
 (A) Minnesota 17-0  
 1975 (H) Minnesota 28-3  
 (A) Minnesota 13-9  
 1976 (H) Minnesota 20-19  
 (A) Chicago 14-13  
 1977 (H) Minnesota 22-16 (OT)  
 (A) Chicago 10-7  
 1978 (A) Minnesota 24-20  
 (H) Minnesota 17-14  
 1979 (A) Chicago 26-7  
 (H) Minnesota 30-27  
 1980 (A) Minnesota 34-14  
 (H) Minnesota 13-7  
 1981 (H) Minnesota 24-21  
 (A) Chicago 10-9  
 1982 (H) Minnesota 35-7  
 1983 (A) Minnesota 23-14  
 (H) Chicago 19-13  
 1984 (A) Chicago 16-7  
 (H) Chicago 34-3  
 1985 (H) Chicago 33-24  
 (A) Chicago 27-9  
 1986 (A) Chicago 23-0  
 (H) Minnesota 23-7  
 (A) Chicago 27-7  
 (H) Chicago 30-24  
 1988 (A) Minnesota 31-7  
 (H) Minnesota 28-27  
 1989 (A) Chicago 38-7  
 (H) Minnesota 27-16  
 1990 (A) Chicago 19-16  
 (H) Minnesota 41-13  
 1991 (A) Chicago 10-6  
 (H) Chicago 34-17  
 1992 (H) Minnesota 21-20  
 (A) Minnesota 38-10  
 1993 (H) Minnesota 10-7  
 (A) Minnesota 19-12  
 1994 (A) Minnesota 42-14  
 (H) Minnesota 33-27(OT)  
 \* (H) Chicago 35-18  
 1995 (A) Chicago 31-14  
 (H) Chicago 14-6  
 1996 (A) Minnesota 20-14  
 (H) Chicago 15-13  
 1997 (A) Minnesota 27-24  
 (H) Minnesota 29-22  
 1998 (A) Minnesota 31-28  
 (H) Minnesota 48-22  
 1999 (H) Chicago 24-22  
 (A) Minnesota 27-24 (OT)  
 2000 (H) Minnesota 30-27  
 (A) Minnesota 28-16  
 2001 (A) Chicago 17-10  
 (H) Chicago 13-6  
 2002 (A) Chicago 27-23  
 (H) Minnesota 25-7  
 2003 (H) Minnesota 24-13

2004 (A) Chicago 13-10  
 (H) Minnesota 27-23  
 (A) Chicago 24-14  
 (A) Chicago 28-3  
 2005 (A) Chicago 28-3  
 (H) Minnesota 34-10  
 (H) Chicago 19-16  
 2006 (A) Chicago 23-13  
 2007 (A) Minnesota 34-31  
 (H) Minnesota 20-13  
 2008 (A) Chicago 48-41  
 (H) Minnesota 34-14  
 2009 (H) Minnesota 36-10  
 (A) Chicago 36-30 (OT)  
 2010 (A) Chicago 27-13  
 # (H) Chicago 40-14  
 (A) Chicago 39-10  
 2011 (A) Chicago 17-13  
 (H) Chicago 18-10  
 2012 (A) Chicago 28-10  
 (H) Minnesota 21-14  
 2013 (A) Chicago 31-30  
 (H) Minnesota 23-20 (OT)  
 2014 (A) Chicago 21-13  
 # (H) Minnesota 13-9  
 2015 (A) Chicago 23-20  
 # (H) Minnesota 38-17  
 2016 (A) Chicago 20-10  
 (H) Minnesota 38-10  
 \*NFC Wild Card Game  
 @ in Champain, IL-Memorial Stadium  
 # in TCF Bank Stadium- U of M

## CINCINNATI

**Won 6, Lost 6, Tied 0**  
**Home 5-0, Away 1-6**

1973 (A) Cincinnati 27-0  
 1977 (H) Minnesota 42-10  
 1980 (A) Cincinnati 14-0  
 1983 (H) Minnesota 20-14  
 1986 (A) Cincinnati 24-20  
 1989 (H) Minnesota 29-21  
 1992 (A) Minnesota 42-7  
 1995 (A) Cincinnati 27-24  
 1998 (H) Minnesota 24-3  
 2005 (A) Cincinnati 37-8  
 2009 (H) Minnesota 30-10  
 2013 (A) Cincinnati 42-14

## CLEVELAND

**Won 11, Lost 4, Tied 0**  
**Home 7-2, Away 4-2**

1965 (A) Minnesota 27-17  
 1967 (A) Cleveland 14-10  
 1969 (H) Minnesota 51-3  
 1969\* (H) Minnesota 27-7  
 1973 (H) Minnesota 26-3  
 1975 (A) Minnesota 42-10  
 1980 (H) Minnesota 28-23  
 1983 (A) Minnesota 27-21  
 1986 (H) Cleveland 23-20  
 1989 (A) Cleveland 23-17 (OT)  
 1992 (H) Minnesota 17-13  
 1995 (H) Minnesota 27-11  
 2005 (H) Minnesota 24-12  
 2009 (A) Minnesota 34-20  
 2013 (H) Cleveland 31-27  
 \*NFL Championship Game

## DALLAS

**Won 14, Lost 16, Tied 0**  
**Home 7-10, Away 7-6**

1961 (A) Dallas 21-7  
 (H) Dallas 28-0  
 1965 (A) Dallas 28-17  
 1968 (H) Dallas 20-17  
 1970 (H) Minnesota 54-13  
 1971\* (H) Dallas 20-12  
 1973\*\* (A) Minnesota 27-10  
 1974 (A) Minnesota 23-21  
 1975\* (H) Dallas 17-10  
 (H) Dallas 16-10 (OT)  
 1977\* (A) Dallas 23-6  
 1978 (A) Minnesota 21-10  
 1979 (H) Dallas 36-20  
 1982 (H) Minnesota 31-27  
 1983 (H) Dallas 37-24  
 1987 (A) Minnesota 44-38 (OT)  
 1988 (A) Minnesota 43-3  
 1993 (H) Dallas 37-20  
 1995 (H) Dallas 23-17 (OT)  
 1996# (A) Dallas 40-15  
 1998 (A) Minnesota 46-36  
 1999 (H) Minnesota 27-10  
 # (H) Minnesota 27-10  
 2000 (A) Minnesota 27-15  
 2004 (H) Minnesota 35-17  
 2007 (A) Dallas 24-14  
 2009\* (H) Minnesota 34-3  
 2010 (H) Minnesota 24-21  
 2013 (A) Dallas 27-23

2016 (H) Dallas 17-15  
 \*NFC Wild Card Game  
 \*\*NFC Divisional Playoff Game  
 \*\*\*NFC Championship Game

## DENVER

**Won 7, Lost 7, Tied 0**  
**Home 4-3, Away 3-4**

1972 (A) Minnesota 23-20  
 1978 (H) Minnesota 12-9 (OT)  
 1981 (A) Denver 19-17  
 1984 (A) Denver 42-21  
 1987 (H) Minnesota 34-27  
 1990 (H) Minnesota 27-22  
 1991 (H) Denver 13-6  
 1993 (A) Minnesota 26-23  
 1996 (H) Denver 21-17  
 1999 (A) Minnesota 23-20  
 2003 (H) Minnesota 28-20  
 2007 (A) Denver 22-19 (OT)  
 2011 (H) Denver 35-32  
 2015 (A) Denver 23-20

## DETROIT

**Won 71, Lost 38, Tied 2**  
**Home 39-15-1, Away 32-23-1**

1961 (H) Detroit 37-10  
 (A) Detroit 13-7  
 1962 (H) Detroit 17-6  
 (A) Detroit 37-23  
 1963 (A) Detroit 28-10  
 (H) Minnesota 34-31  
 1964 (H) Detroit 24-20  
 (A) Tie, 23-23  
 1965 (H) Detroit 31-29  
 (A) Minnesota 29-7  
 1966 (H) Detroit 32-31  
 (A) Minnesota 28-16  
 1967 (H) Tie, 10-10  
 (A) Detroit 14-3  
 1968 (H) Minnesota 14-10  
 (A) Minnesota 13-6  
 1969 (H) Minnesota 24-10  
 (A) Minnesota 27-0  
 1970 (A) Minnesota 30-17  
 (H) Minnesota 24-20  
 1971 (A) Minnesota 16-13  
 (H) Minnesota 29-10  
 1972 (A) Minnesota 34-10  
 (H) Minnesota 16-14  
 1973 (A) Minnesota 23-9  
 (H) Minnesota 28-7  
 1974 (A) Minnesota 7-6  
 (H) Detroit 20-16  
 1975 (H) Minnesota 25-19  
 (A) Detroit 17-10  
 1976 (A) Minnesota 10-9  
 (H) Minnesota 31-23  
 1977 (H) Minnesota 14-7  
 (A) Minnesota 30-21  
 1978 (A) Minnesota 17-7  
 (A) Detroit 45-14  
 1979 (A) Minnesota 13-10  
 (H) Minnesota 14-7  
 1980 (A) Detroit 27-7  
 (H) Minnesota 34-0  
 1981 (H) Minnesota 26-24  
 (A) Detroit 45-7  
 1982 (A) Minnesota 34-31  
 1983 (H) Minnesota 20-17  
 (A) Detroit 13-2  
 1984 (A) Minnesota 29-28  
 (H) Detroit 16-14  
 1985 (H) Minnesota 16-13  
 (A) Detroit 41-21  
 1986 (H) Detroit 13-10  
 (A) Minnesota 24-10  
 (H) Minnesota 34-19  
 1987 (A) Minnesota 17-14  
 (H) Minnesota 44-17  
 (A) Minnesota 23-0  
 1989 (H) Minnesota 24-17  
 (A) Minnesota 20-7  
 1990 (H) Detroit 34-27  
 (A) Minnesota 17-7  
 1991 (A) Detroit 24-20  
 (H) Detroit 34-14  
 1992 (A) Detroit 31-17  
 (H) Minnesota 31-14  
 1993 (H) Detroit 30-27  
 (A) Minnesota 13-0  
 1994 (H) Minnesota 10-3  
 (A) Detroit 41-19  
 1995 (H) Minnesota 20-10  
 (A) Detroit 44-38  
 1996 (H) Minnesota 17-13  
 (A) Minnesota 24-22  
 1997 (A) Detroit 38-15  
 (H) Detroit 14-13  
 1998 (H) Minnesota 29-6

- 1999 (A) Minnesota 34-13
- (A) Detroit 25-23
- (H) Minnesota 24-17
- 2000 (A) Minnesota 31-24
- (H) Minnesota 24-17
- (H) Minnesota 31-26
- 2001 (A) Minnesota 31-26
- (A) Detroit 27-24
- 2002 (H) Minnesota 31-24
- (A) Minnesota 38-36
- 2003 (A) Minnesota 23-13
- (H) Minnesota 24-14
- 2004 (H) Minnesota 22-19
- (A) Minnesota 28-27
- (H) Minnesota 24-14
- 2005 (H) Minnesota 21-16
- (A) Minnesota 26-17
- (A) Minnesota 30-20
- 2007 (A) Detroit 20-17 (OT)
- (H) Minnesota 42-10
- 2008 (H) Minnesota 12-10
- (A) Minnesota 20-16
- 2009 (A) Minnesota 27-13
- (H) Minnesota 27-10
- 2010 (H) Minnesota 24-10
- (A) Detroit 20-13
- 2011 (H) Detroit 26-23 (OT)
- (A) Detroit 34-28
- 2012 (A) Minnesota 20-13
- (H) Minnesota 34-24
- 2013 (A) Detroit 34-24
- (H) Minnesota 14-13
- 2014 (H) Detroit 17-3
- (A) Detroit 16-14
- 2015 (H) Minnesota 26-16
- (A) Minnesota 28-19
- 2016 (H) Detroit 22-16 (OT)
- (A) Detroit 16-13

**GREEN BAY**

**Won 51, Lost 60, Tied 2**  
**Home 57-28, Away 24-32-2**

**(6-9 in Milwaukee)**

- 1961 (H) Green Bay 33-7
- (A) Green Bay 28-10
- 1962 (A) Green Bay 34-0
- (H) Green Bay 48-21
- 1963 (H) Green Bay 37-28
- (A) Green Bay 28-7
- 1964 (A) Minnesota 24-23
- (H) Green Bay 42-13
- 1965 (H) Green Bay 38-13
- (A) Green Bay 24-19
- 1966 (A) Minnesota 20-17
- (H) Green Bay 28-16
- 1967 (A) Minnesota 10-7
- (H) Green Bay 30-27
- 1968 (A) Minnesota 26-13
- (H) Minnesota 14-10
- 1969 (H) Minnesota 19-7
- (A) Minnesota 9-7
- (A) Green Bay 13-10
- (H) Minnesota 10-3
- 1970 (A) Minnesota 24-13
- (H) Minnesota 3-0
- 1972 (A) Minnesota 27-13
- (H) Green Bay 23-7
- 1973 (H) Minnesota 11-3
- (A) Minnesota 31-7
- 1974 (A) Minnesota 32-17
- (H) Green Bay 19-7
- 1975 (A) Minnesota 28-17
- (H) Minnesota 24-3
- 1976 (A) Minnesota 17-10
- (H) Minnesota 20-9
- 1977 (H) Minnesota 19-7
- (A) Minnesota 13-6
- 1978 (H) Minnesota 21-7
- (A) Ties 10-10 (OT)
- 1979 (H) Minnesota 27-21 (OT)
- (A) Green Bay 19-7
- (A) Green Bay 16-3
- (H) Green Bay 25-13
- 1981 (A) Minnesota 30-13
- (H) Green Bay 35-23
- 1982 (A) Green Bay 26-7
- 1983 (A) Minnesota 20-17 (OT)
- (H) Green Bay 29-21
- 1984 (A) Green Bay 45-17
- (H) Green Bay 38-14
- 1985 (H) Green Bay 20-17
- (H) Green Bay 27-17
- 1986 (H) Minnesota 42-7
- (A) Minnesota 32-6
- 1987 (H) Green Bay 23-16
- (A) Green Bay 16-10
- 1988 (H) Green Bay 34-14
- (A) Green Bay 18-6
- 1989 (H) Minnesota 26-14
- (A) Green Bay 20-19
- 1990 (H) Green Bay 28-20
- (H) Minnesota 23-7
- 1991 (A) Minnesota 35-21
- (H) Green Bay 27-7

- 1992 (A) Minnesota 23-20 (OT)
- (H) Minnesota 27-7
- 1993 (H) Minnesota 15-13
- (H) Minnesota 21-17
- 1994 (A) Green Bay 16-10
- (H) Minnesota 13-10 (OT)
- 1995 (A) Green Bay 38-21
- (H) Minnesota 27-24
- 1996 (H) Minnesota 30-21
- (A) Green Bay 38-10
- 1997 (A) Green Bay 38-32
- (H) Green Bay 27-11
- 1998 (A) Minnesota 37-24
- (H) Minnesota 28-14
- 1999 (A) Green Bay 23-20
- (H) Minnesota 24-20
- 2000 (A) Green Bay 26-20 OT
- (H) Green Bay 33-28
- 2001 (H) Minnesota 35-13
- (A) Green Bay 13-24
- 2002 (H) Minnesota 31-21
- (A) Green Bay 26-22
- 2003 (A) Minnesota 30-25
- (H) Green Bay 30-27
- 2004 (A) Green Bay 34-31
- (H) Green Bay 34-31
- #(A) Minnesota 31-17
- 2005 (H) Minnesota 23-20
- (A) Minnesota 20-17
- 2006 (H) Green Bay 23-17
- (A) Green Bay 9-7
- 2007 (H) Green Bay 23-16
- (A) Green Bay 34-0
- 2008 (A) Green Bay 24-19
- (H) Minnesota 28-27
- 2009 (H) Minnesota 30-23
- (A) Minnesota 38-26
- 2010 (A) Green Bay 28-24
- (H) Green Bay 31-3
- 2011 (H) Green Bay 33-27
- (A) Green Bay 45-7
- 2012 (A) Green Bay 23-14
- (H) Minnesota 37-34
- #(A) Green Bay 24-10
- 2013 (H) Green Bay 44-31
- (A) Ties 26-26 (OT)
- 2014 (A) Green Bay 42-10
- (H) Green Bay 24-21
- 2015 (H) Green Bay 30-13
- (A) Minnesota 20-13
- 2016 (H) Minnesota 17-14
- (A) Green Bay 38-25
- #NFC Wild Card Game

**HOUSTON**

**Won 4, Lost 0, Tied 0**  
**Home 2-0, Away 2-0**

- 2004 (A) Minnesota 34-28 (OT)
- 2008 (H) Minnesota 28-21
- 2012 (A) Minnesota 23-6
- 2016 (H) Minnesota 31-13

**INDIANAPOLIS**

**Won 7, Lost 17, Tied 1**  
**Home 7-6-1, Away 0-11**

- 1961 (A) Baltimore 34-13
- (H) Minnesota 28-20
- 1962 (A) Baltimore 42-14
- 1963 (H) Baltimore 37-34
- (A) Baltimore 41-10
- 1964 (H) Minnesota 34-24
- (A) Baltimore 17-14
- 1965 (A) Baltimore 35-16
- (H) Baltimore 41-21
- 1966 (H) Baltimore 38-23
- Baltimore 20-17
- 1967 (H) Ties 20-20
- 1968 (A) Baltimore 24-9
- 1969 (A) Baltimore 24-14
- 1969 (H) Minnesota 52-14
- 1971 (H) Minnesota 10-3
- 1982 (H) Minnesota 13-10
- 1988 (H) Minnesota 12-3
- 1997 (H) Minnesota 39-28
- 2000 (A) Indianapolis 31-10
- 2004 (A) Indianapolis 31-28
- 2008 (H) Indianapolis 18-15
- 2012 (A) Indianapolis 23-20
- 2016 (H) Indianapolis 34-6
- # NFL Western Conference Championship Game

**JACKSONVILLE**

**Won 5, Lost 1, Tied 0**  
**Home 3-1, Away 2-0**

- 1998 (H) Minnesota 50-10
- 2001 (H) Jacksonville 33-3
- 2004 (H) Minnesota 27-16
- 2008 (H) Minnesota 31-2
- 2012 (H) Minnesota 26-23 (OT)
- 2016 (A) Minnesota 25-16

**KANSAS CITY**

**Won 5, Lost 7, Tied 0**  
**Home 4-2, Away 1-4, Neutral 0-1**  
 1969\* (N) Kansas City 23-7

- 1970 (H) Minnesota 27-10
- (A) Minnesota 35-15
- 1981 (H) Kansas City 10-6
- 1990 (H) Kansas City 24-21
- 1993 (H) Minnesota 30-10
- 1996 (H) Kansas City 21-6
- 1999 (A) Kansas City 31-28
- 2003 (H) Minnesota 45-20
- 2007 (A) Kansas City 13-10
- 2011 (A) Kansas City 22-17
- 2015 (H) Minnesota 16-10

\*Super Bowl IV, Jan. 11, 1970

**MIAMI**

**Won 4, Lost 8, Tied 0**  
**Home 3-3, Away 1-4, Neutral 0-1**

- 1972 (H) Miami 16-14
- 1970 (N) Miami 24-7
- 1976 (A) Minnesota 29-7
- 1979 (H) Miami 27-12
- 1982 (A) Miami 22-14
- 1988 (A) Miami 24-7
- 1994 (H) Minnesota 38-35
- 2000 (H) Minnesota 13-7
- 2002 (H) Minnesota 20-17
- 2006 (A) Miami 24-20
- 2010 (H) Miami 14-10
- 2014 (A) Miami 37-35

\*Super Bowl VIII, Jan. 13, 1974

**NEW ENGLAND**

**Won 4, Lost 8, Tied 0**  
**Home 2-3, Away 2-5**

- 1970 (A) Minnesota 35-14
- 1974 (H) New England 17-14
- 1979 (A) New England 27-23
- 1988 (H) Minnesota 36-6
- 1991 (A) New England 26-23 (OT)
- 1994 (A) New England 26-20 (OT)
- 2000 (A) Minnesota 21-13
- 2002 (A) New England 24-17
- 2006 (H) New England 31-7
- 2010 (A) New England 28-18
- 2014 (H) New England 30-7

**NEW ORLEANS**

**Won 20, Lost 11, Tied 0**  
**Home 12-3, Away 8-8**

- 1968 (A) New Orleans 20-17
- 1970 (H) Minnesota 26-0
- 1971 (A) Minnesota 23-10
- 1972 (H) Minnesota 37-6
- 1974 (H) Minnesota 29-9
- 1975 (A) Minnesota 20-7
- 1976 (A) Minnesota 40-9
- 1978 (A) New Orleans 31-24
- 1980 (A) Minnesota 23-20
- 1981 (H) Minnesota 20-10
- 1983 (A) New Orleans 17-16
- 1985 (H) New Orleans 30-23
- 1986 (H) Minnesota 33-17
- 1987 (A) Minnesota 44-10
- 1988 (H) Minnesota 45-3
- 1990 (H) Minnesota 32-3
- 1991 (A) New Orleans 26-0
- 1993 (H) New Orleans 17-14
- 1994 (H) Minnesota 21-20
- 1995 (H) Minnesota 43-24
- 1998 (H) Minnesota 31-24
- 2000\* (H) Minnesota 34-16
- 2001 (A) New Orleans 28-15
- 2002 (A) Minnesota 32-31
- 2004 (A) Minnesota 38-31
- 2005 (H) Minnesota 33-16
- 2008 (A) Minnesota 30-27
- 2009(A) New Orleans 31-28 (OT)
- 2010 (A) New Orleans 14-9
- 2011 (H) New Orleans 42-20
- 2014 (A) New Orleans 20-9

#NFC Wild Card Game  
 \*NFC Divisional Playoff Game  
 #NFC Championship Game

**NEW YORK GIANTS**

**Won 16, Lost 12, Tied 0**  
**Home 8-5, Away 8-7**

- 1964 (A) Minnesota 30-21
- 1965 (H) Minnesota 40-14
- 1967 (H) Minnesota 27-24
- 1969 (A) New York 24-23
- 1971 (A) Minnesota 17-10
- 1973 (A) Minnesota 31-7
- 1976 (H) Minnesota 24-7
- 1980 (H) New York 22-20
- 1989 (A) New York 24-14
- 1990 (A) New York 23-15
- 1993(H) (A) New York 17-10

- 1994 (A) Minnesota 27-10
  - 1996 (A) New York 15-10
  - 1997\*(A) Minnesota 23-22
  - 1999 (A) Minnesota 24-17
  - 2000\*\* (A) New York 41-0
  - 2001 (H) Minnesota 28-16
  - 2002 (H) New York 27-20
  - 2003 (H) New York 29-17
  - 2004 (H) New York 34-13
  - 2005 (A) Minnesota 24-21
  - 2006 (A) Minnesota 41-17
  - 2008 (H) Minnesota 20-19
  - 2009 (H) Minnesota 44-7
  - 2010(H) (H) New York 21-7
  - 2013(H) (H) New York 23-7
  - 2015 (H) Minnesota 49-17
  - 2016 (H) Minnesota 24-10
- #NFC Wild Card Game  
 \*\*NFC Championship Game  
 @at Ford Field in Detroit, MI

**NEW YORK JETS**

**Won 2, Lost 8, Tied 0**  
**Home 2-3, Away 0-5**

- 1970 (A) New York 20-10
- 1975 (H) Minnesota 29-21
- 1979 (A) New York 14-0
- 1982 (H) New York 42-14
- 1994 (H) New York 31-21
- 1997 (A) New York 23-21
- 2002 (A) New York 20-7
- 2006 (H) New York 26-13
- 2010 (A) New York 29-20
- 2014 (H) Minnesota 30-24 (OT)

**OAKLAND**

**Won 5, Lost 10, Tied 0**  
**Home 3-4, Away 2-5, Neutral 0-1**

- 1970 (H) Minnesota 24-16
- 1975 (N) Oakland 35-13
- 1977 (A) Oakland 35-13
- 1978 (A) Oakland 27-20
- 1981 (H) Oakland 36-10
- 1984 (A) Los Angeles 23-20
- 1987 (H) Minnesota 31-20
- 1990 (H) Los Angeles 28-24
- 1993 (A) Los Angeles 24-7
- 1996 (A) Minnesota 16-13 (OT)
- 1999 (H) Oakland 22-17
- 2003 (A) Oakland 28-18
- 2007 (H) Minnesota 29-22
- 2011 (H) Oakland 27-21
- 2015 (A) Minnesota 30-14

\*Super Bowl XI, Jan. 9, 1977

**PHILADELPHIA**

**Won 13, Lost 13, Tied 0**  
**Home 7-4, Away 6-9**

- 1962 (H) Minnesota 31-21
- 1963 (A) Minnesota 34-13
- 1968 (A) Minnesota 24-17
- 1971 (A) Minnesota 34-0
- 1973 (H) Minnesota 28-21
- 1976 (A) Minnesota 31-12
- 1978 (H) Minnesota 28-27
- 1980 (H) Philadelphia 42-7
- 1980\* (A) Philadelphia 31-16
- 1981 (H) Minnesota 35-23
- 1984 (A) Philadelphia 19-17
- 1985 (A) Minnesota 28-23
- 1988 (H) Philadelphia 37-35
- 1988 (H) Minnesota 23-21
- 1989 (A) Philadelphia 10-9
- 1990 (A) Philadelphia 32-24
- 1992 (A) Philadelphia 28-17
- 1997 (H) Minnesota 28-19
- 2001 (A) Philadelphia 48-17
- 2004 (A) Philadelphia 27-16
- #(A) Philadelphia 27-14
- 2007 (H) Philadelphia 23-16
- 2008\*(H) Philadelphia 26-14
- 2010 (A) Minnesota 24-14
- 2013 (H) Minnesota 48-30
- 2016 (A) Philadelphia 21-10

\*NFC Divisional Playoff Game  
 #NFC Wild Card Playoff Game

**PITTSBURGH**

**Won 9, Lost 8, Tied 0**  
**Home 4-2, Away 4-5, Neutral 1-1**

- 1962 (A) Pittsburgh 39-31
- 1964 (H) Minnesota 30-10
- 1967 (A) Minnesota 41-27
- 1969 (H) Minnesota 52-14
- 1972 (A) Pittsburgh 23-10
- 1974\* (N) Pittsburgh 16-6
- 1976 (H) Minnesota 17-6
- 1980 (H) Pittsburgh 23-17
- 1983 (A) Minnesota 17-14
- 1986 (H) Minnesota 31-7
- 1989 (A) Pittsburgh 27-14
- 1992 (A) Minnesota 6-3

1995 (A) Minnesota 44-24  
 2001 (A) Pittsburgh 21-16  
 2005 (H) Pittsburgh 18-3  
 2009 (A) Pittsburgh 27-17  
 2013 **(H)** Minnesota 34-27  
 \*Super Bowl IX, Jan. 12, 1975  
 #Played in London at Wembley Stadium. Minnesota designated home team.

## LOS ANGELES CHARGERS

**Won 6, Lost 6, Tied 0**  
**Home 5-3, Away 1-3**  
 1971 (A) San Diego 30-14  
 1975 (H) Minnesota 28-13  
 1978 (H) San Diego 13-7  
 1981 (A) Minnesota 33-31  
 1984 (H) San Diego 42-13  
 1985 (H) Minnesota 21-17  
 1993 (H) San Diego 30-17  
 1999 (H) Minnesota 35-27  
 2003 (A) San Diego 42-28  
 2007 (H) Minnesota 35-17  
 2011 (A) San Diego 24-17  
 2015 (H) Minnesota 31-14

## LOS ANGELES RAMS

**Won 26, Lost 16, Tied 2**  
**Home 15-3-2, Away 11-13**  
 1961 (A) Los Angeles 31-17  
 1964 (H) Minnesota 42-21  
 1962 (A) Minnesota 38-14  
 (H) Tie, 24-24  
 1963 (A) Los Angeles 27-24  
 (H) Minnesota 21-13  
 1964 (A) Los Angeles 22-13  
 (H) Minnesota 34-13  
 1965 (A) Minnesota 38-35  
 (H) Minnesota 24-13  
 1966 (H) Minnesota 35-7  
 (A) Los Angeles 21-6  
 1967 (A) Los Angeles 39-3  
 1968 (H) Los Angeles 31-3  
 1969 (A) Minnesota 20-13  
 1969\* (H) Minnesota 23-20  
 1970 (H) Minnesota 13-3  
 1972 (A) Minnesota 45-41  
 1973 (H) Minnesota 10-9  
 1974 (A) Los Angeles 20-17  
 1974\* (H) Minnesota 14-10  
 1975 (H) Tie, 10-10 (OT)  
 1976\* (H) Minnesota 24-13  
 1977 (A) Los Angeles 35-3  
 1977\* (A) Minnesota 14-7  
 1978 (H) Los Angeles 34-17  
 1978\* (A) Los Angeles 34-10  
 1979 (A) Los Angeles 27-21 (OT)  
 1985 (A) Los Angeles 13-10  
 (H) Minnesota 21-16  
 1985 (H) Minnesota 28-17  
 1989 (H) Minnesota 23-21 (OT)  
 1991 (H) Minnesota 20-14  
 1992 (A) Minnesota 31-17  
 1998 (A) Minnesota 38-31  
 1999\* (A) St. Louis 49-37  
 2000 (A) St. Louis 40-29  
 2003 (A) St. Louis 48-17

2005 (H) Minnesota 27-13  
 2006 (H) St. Louis 41-21  
 2009 (A) Minnesota 38-10  
 2012 (A) Minnesota 36-22  
 2014 (A) Minnesota 34-6  
 2015 (A) Minnesota 21-18 (OT)  
 #NFC Wild Card Game  
 \*NFC Divisional Playoffs  
 \*\*NFC Championship Game

## SAN FRANCISCO

**Won 22, Lost 23, Tied 1**  
**Home 14-9, Away 8-14-1**  
 1961 (H) San Francisco 38-24  
 (A) San Francisco 38-28  
 1962 (A) San Francisco 21-7  
 (H) San Francisco 35-12  
 1963 (A) Minnesota 24-20  
 (H) Minnesota 45-14  
 1964 (A) Minnesota 27-22  
 (H) Minnesota 24-7  
 1965 (A) Minnesota 42-41  
 (H) San Francisco 45-24  
 1966 (A) Tie, 20-20  
 (H) Minnesota 28-3  
 1967 (H) San Francisco 27-21  
 1968 (A) Minnesota 30-20  
 1969 (H) Minnesota 10-7  
 1970\* (H) San Francisco 17-12  
 1971 (H) San Francisco 13-9  
 1972 (A) San Francisco 20-17  
 1973 (A) Minnesota 17-13  
 1975 (H) Minnesota 27-17  
 1976 (A) San Francisco 20-16  
 1977 (H) Minnesota 28-27  
 1979 (H) Minnesota 28-22  
 1983 (H) San Francisco 48-17  
 1984 (A) San Francisco 51-7  
 1985 (H) Minnesota 28-21  
 1986 (A) Minnesota 27-24 (OT)  
 1987\* (A) Minnesota 36-24  
 1988 (A) San Francisco 24-21  
 1988\* (A) San Francisco 34-9  
 1989\* (A) San Francisco 41-13  
 1990 (H) San Francisco 20-17  
 1991 (H) Minnesota 17-14  
 1992 (H) San Francisco 20-17  
 1993 (A) San Francisco 38-19  
 1994 (H) Minnesota 21-14  
 1995 (A) San Francisco 37-30  
 1997 (A) San Francisco 28-17  
 1997\* (A) San Francisco 38-22  
 1999 (H) Minnesota 40-16  
 2003 (H) Minnesota 35-7  
 2006 (A) San Francisco 9-3  
 2007 (A) Minnesota 27-7  
 2009 (H) Minnesota 27-24  
 2012 (H) Minnesota 24-13  
 2015 (A) San Francisco 20-3  
 \*NFC Divisional Playoff Game

## SEATTLE

**Won 5, Lost 10, Tied 0**  
**Home 3-2, Away 2-6**  
 1976 (H) Seattle 27-21  
 1978 (A) Seattle 29-28

1984 (H) Seattle 20-12  
 1987 (A) Seattle 28-17  
 1990 (A) Minnesota 24-21  
 1996 (A) Seattle 42-23  
 2002 (A) Seattle 48-23  
 2003 (H) Minnesota 34-7  
 (H) Seattle 27-23  
 2004 (A) Minnesota 31-13  
 2009 (H) Minnesota 35-9  
 2012 (A) Seattle 30-20  
 2013 (A) Seattle 41-20  
 2015 (H) Seattle 38-7  
 (H) Seattle 10-9  
 \*NFC Wild Card Game

## TAMPA BAY

**Won 32, Lost 22, Tied 0**  
**Home 18-9, Away 14-13**  
 1977 (A) Minnesota 9-3  
 1978 (H) Tampa Bay 16-10  
 (A) Minnesota 24-7  
 1979 (H) Tampa Bay 12-10  
 (A) Minnesota 23-22  
 1980 (H) Minnesota 38-30  
 (A) Minnesota 21-10  
 1981 (A) Tampa Bay 21-13  
 (H) Minnesota 25-10  
 1982 (A) Minnesota 17-10  
 1983 (A) Minnesota 19-16 (OT)  
 (H) Tampa Bay 17-12  
 1984 (A) Tampa Bay 35-21  
 (H) Minnesota 27-24  
 1985 (A) Minnesota 31-16  
 (H) Minnesota 26-7  
 1986 (A) Minnesota 23-10  
 (H) Minnesota 45-13  
 1987 (A) Tampa Bay 20-10  
 (H) Minnesota 23-17  
 1988 (H) Minnesota 14-13  
 (A) Minnesota 49-20  
 1989 (H) Minnesota 17-3  
 (A) Minnesota 24-10  
 1990 (H) Tampa Bay 23-20  
 (A) Tampa Bay 26-13  
 1991 (H) Minnesota 41-13  
 (A) Minnesota 26-24  
 1992 (A) Minnesota 26-20  
 (H) Minnesota 35-7  
 1993 (H) Minnesota 15-0  
 (A) Tampa Bay 23-10  
 1994 (A) Minnesota 36-13  
 (H) Tampa Bay 20-17 (OT)  
 1995 (A) Tampa Bay 20-17 (OT)  
 (H) Minnesota 31-17  
 1996 (A) Tampa Bay 24-13  
 (H) Minnesota 21-10  
 1997 (H) Tampa Bay 28-14  
 (A) Minnesota 10-6  
 1998 (H) Minnesota 31-7  
 (A) Tampa Bay 27-24  
 1999 (H) Minnesota 21-14  
 (A) Tampa Bay 24-17  
 2000 (H) Minnesota 30-23  
 (A) Tampa Bay 41-13  
 2001 (H) Minnesota 20-16  
 (A) Tampa Bay 41-14  
 2002 (A) Tampa Bay 38-24

2005 (H) Tampa Bay 24-13  
 2008 (A) Tampa Bay 19-13  
 2011 (H) Tampa Bay 24-20  
 2012 (H) Tampa Bay 36-17  
 2014 (A) Minnesota 19-13 (OT)

## TENNESSEE

**Won 9, Lost 4, Tied 0**  
**Home 7-1, Away 1-3**  
 1974 (H) Minnesota 51-10  
 1980 (A) Houston 20-16  
 1983 (H) Minnesota 34-14  
 1986 (A) Houston 23-10  
 1989 (H) Minnesota 38-7  
 1992 (H) Houston 17-13  
 1995 (H) Minnesota 23-17 (OT)  
 1998 (A) Minnesota 26-16  
 2001 (H) Minnesota 42-24  
 2004 (H) Minnesota 20-3  
 2008 (A) Tennessee 30-17  
 2012 (H) Minnesota 30-7  
 2016 (A) Minnesota 25-16

## WASHINGTON

**Won 12, Lost 13, Tied 0**  
**Home 6-6, Away 6-7**  
 1968 (H) Minnesota 27-14  
 1970 (A) Minnesota 19-10  
 1972 (H) Washington 24-21  
 1973\* (H) Minnesota 27-20  
 1975 (A) Washington 31-30  
 1976\* (H) Minnesota 35-20  
 1980 (A) Minnesota 39-14  
 1982\* (A) Washington 21-7  
 1984 (H) Washington 31-17  
 1986 (A) Washington 44-38 (OT)  
 1987 (H) Washington 27-24 (OT)  
 1987\*\* (A) Washington 17-10  
 1992 (H) Washington 15-13  
 1992\* (H) Washington 24-7  
 1993 (A) Minnesota 14-9  
 1998 (H) Minnesota 41-7  
 2004 (A) Washington 21-18  
 2006 (A) Minnesota 19-16  
 2007 (H) Washington 32-21  
 2010 (A) Minnesota 17-13  
 2011 (A) Minnesota 33-26  
 2012 (A) Washington 38-26  
 2013 (H) Minnesota 34-27  
 2014 (H) Minnesota 29-26  
 2016 (A) Washington 26-20  
 #Super Bowl Tournament  
 #NFC Wild Card Game  
 \*NFC Divisional Playoff Game  
 \*\*NFC Championship Game



The Vikings and Bengals have only met on the field 12 times in the history of the clubs, but the franchises share a history dating to the early days of the Vikings. The expansion Bengals began play in 1968 when the legendary Paul Brown took charge of the club following his departure from the Cleveland Browns. Brown coached a young Bud Grant during his playing days in military service at Great Lakes Naval Station in Chicago before his discharge and enrollment at Minnesota. More recently, the Vikings hired Mike Zimmer as Head Coach in 2014 following a successful stint at defensive coordinator of the Bengals from 2008-13. The Bengals come to U.S. Bank Stadium on December 17, the 6th time ever playing a regular season game in Minnesota.

# VIKINGS ALUMNI

Players must be on active roster for one game to qualify

KICKOFF

EXECUTIVES

COACHES

STAFF

PLAYERS

ROOKIES

2016 SEASON

RECORDS

PLAYOFF RECORDS

HISTORY

EXTRA POINTS

**A A A**  
 39 Abdullah, Husain, S. Washington St. 2008-11  
 50 Abrams, Bobby, LB, Michigan 1993-94  
 53 Ache, Steve, LB, SW Missouri 1987  
 72 Adams, Scott, G, Georgia 1991-93  
 85 Adams, Tom, WR, Minn.-Duluth 1962  
 7 Adams, Tony, QB, Utah State 1987  
 68 Adickes, John, C, Baylor 1989  
 57 Adibi, Xavier, LB, Virginia Tech 2011  
 67 Alderman, Grady, T, Detroit 1961-74  
 63 Alex, Keith, G, Texas A&M 1995  
 90 Alexander, Derrick, DE, Florida St. 1995-98  
 82 Alexander, Derrick, WR, Michigan 2002  
 20 Alexander, Mackensie, CB, Clemson 2016  
 7 Alexander, Rufus, LB, Oklahoma 2008  
 53 Alipate, Tuineke, LB, Washington St. 1995  
 21 Allen, Asher, CB, Georgia 2009-11  
 69 Allen, Jared, DE, Idaho State 2008-13  
 25 Allen, Nate, DB, Texas Southern 1976-79  
 21 Allen, Terry, RB, Clemson 1991-94  
 84 Allison, Aundrae, WR, East Carolina 2007-08  
 7 Andersen, Morten, K, Michigan St. 2004  
 46 Anderson, Alfred, RB, Baylor 1984-91  
 1 Anderson, Gary, K, Syracuse 1998-02  
 56 Anderson, Scott, C, Missouri 1974/1976  
 92 Arango, Richard, TE, West. New Mex. 2003-05  
 53 Anno, Sam, LB, USC 1987-88  
 2 Araguz, Leo, P, Stephen F. Austin 2003  
 69 Arubakar, Hasson, DE, Texas Tech 1984  
 16 Arceneaux, Emmanuel, WR, Alcorn State 2011  
 17 Archer, R.J., QB, William & Mary 2010  
 19 Aromashodu, Devin, WR, Auburn 2011-12  
 79 Arobie, Chuck, T, USC 1966  
 44/48 Asata, Matt, RB, Utah 2012-16  
 55 Ashley, Walker Lee, LB, Penn St. 1983-88; '90  
 79 Asper, Mark, T, Oregon 2012  
 45 Athas, Pete, CB, Tennessee 1975  
 35 Aveth, John, RB, Mississippi 2003  
 67 Awason, Adrian, DE, North Texas 2011  
 49 Ayarabodejo, Obafemi, FB, San Diego St. 1998-99  
 92 Ayodele, Remi, DT, Oklahoma 2011

**B B B**  
 60 Baca, Jeff, G, UCLA 2013  
 74 Badger, Brad, G, Stanford 2000-01  
 77/60 Baker, A.I., DE, Colorado State 1988  
 91 Baker, Chase, DT, Boise State 2013  
 28 Baker, Rashad, S, Tennessee 2006  
 86 Baker, Robert, WR, Auburn 2003  
 37 Baldwin, Randy, RB, Mississippi 1991  
 96 Ball, J.R., DT, SMU 1997-99  
 99 Ballard, Christian, DT/DE, Iowa 2011-12  
 85 Ballman, Gary, TE, Michigan St. 1973  
 20 Banks, Antonio, S, Virginia Tech 1998-00  
 23 Banyard, Joe, RB, Texas-El Paso 2013-14  
 92 Barker, Roy, DT, No. Carolina 1992-95  
 33 Barnes, Bill, RB, Wake Forest 1965-66  
 23 Barnes, Tomur, CB, North Texas 1996  
 42 Barnett, Harlon, S, Michigan St. 1995-96  
 55 Barr, Anthony, LB, UCLA 2014-16  
 19 Basketball, Hank, WR, New Mexico 2010  
 32/38 Bass, Anthony, DB, New Mexico-Cookman 1998-99  
 85 Bates, D'Wayne, WR, Northwestern 2002-03  
 63 Battle, Jim, G, Southern Illinois 1963  
 52 Bavaro, David, LB, Syracuse 1992  
 23 Bayless, Rick, RB, Iowa 1989  
 47 Baylor, Tim, S, Morgan State 1979-80  
 27 Beamon, Aubry, S, East Texas St. 1975-76  
 67 Beasley, John, TE, California 1967-73  
 64 Beavers, Willie, G, Western Michigan 2016  
 63 Bebout, Nick, T, Wyoming 1980  
 86 Bedsole, Hal, TE, USC 1964-66  
 33 Bell, Rick, RB, St. John's, (Minn.) 1983  
 79 Bennett, Barry, DE, Concordia 1988  
 2 Bennett, Barry, S, P. Quachita Baptist 1974  
 2 Bennett, Darren, P, no college 2004-05  
 23 Bennett, Michael, RB, Wisconsin 2001-05  
 56/50 Berchic, Pete, LB, Notre Dame 1995-00  
 61 Berger, Joe, G/C, Michigan Tech 2011-16  
 17 Berger, Mitch, P, Colorado 1996-01  
 67 Berrian, Bernard, WR, Fresno State 2008-11  
 57 Berry, Bob, QB, Oregon 1965-67; '73-76  
 50 Berry, Ray, LB, Baylor 1987-92  
 45/87/44 Bertson, Sean, TE, North Carolina St. 2003-04  
 21 Bess, Rufus, CB, So. Carolina St. 1982-87  
 85 Bethea, Ryan, WR, South Carolina 1988  
 4 Bethel-Thompson, McCleod, QB, Sacramento St. 2012-13  
 55/54 Bierk, Greg, LB, Colorado 2002-03  
 75/78 Birk, Matt, C, Harvard 1998-08  
 73 Bishop, Bill, DT, North Texas St. 1961  
 59 Bishop, Desmond, LB, California 2013  
 12 Bishop, Keith, QB, Wheaton 1987  
 21 Blahak, Joe, CB, Nebraska 1974-75; 1977  
 59 Blair, Matt, LB, Iowa State 1974-85  
 68 Blair, Paul, T, Oklahoma State 1990  
 18/84 Bland, Tony, WR, Florida A&M 1996-98  
 36 Blanton, Robert, S, Notre Dame 2012-15

20 Blue, Greg, S, Georgia 2006  
 74 Bobo, Orlando, G, NE Louisiana 1997-98  
 92/96 Boireau, Michael, DE, Miami (FL) 2000  
 66 Bolin, Bookie, G, Mississippi 1968-69  
 9 Bollinger, Brooks, QB, Wisconsin 2006-07  
 60 Bolston, Conrad, DT, Maryland 2007  
 3 Bomar, Rhett, QB, Sam Houston St. 2010  
 13 Bone, Steve, QB, UCLA 1985-86  
 27 Booker, Lorenzo, RB, Florida State 2010  
 76 Boone, Alex, G, Ohio State 2016  
 71 Boone, David, DE, Eastern Michigan 1974  
 4 Boote, John David, QB, USC 2008  
 8 Bouman, Todd, QB, St. Cloud State 1997-02  
 61 Bowie, Larry, G, Purdue 1962-68  
 62 Boyd, Brent, G, UCLA 1980-86  
 36 Boyd, Malik, CB, Southern 1987  
 80 Boylan, Jim, WR, Washington St. 1963  
 26 Bradford, Ronnie, S, Colorado 2002  
 8 Bradford, Sam, QB, Oklahoma 2016  
 50 Brady, Jeff, LB, Kentucky 1995-97  
 61 Bramlett, Don, DT, Carson-Newman 1987  
 53 Braxton, David, LB, Wake Forest 1989-90  
 75 Breitenstein, Bob, T, Tulsa 1967  
 42 Brewer, Jack, S, Minnesota 2002-03  
 5 Bridgewater, Teddy, QB, Louisville 2014-16  
 4 Brien, Doug, K, California 2002  
 43/54 Bridges, S.S., Texas Southern 1997-98  
 84 Brim, James, WR, Wake Forest 1987  
 44 Brim, Michael, CB, Virginia Union 1989-90  
 54 Brinkley, Jasper, LB, South Carolina 2009-12,14  
 6 Brister, Bubby, QB, NE Louisiana 2010  
 28 Britt, Charlie, S, Georgia 1962  
 91 Bromell, Lorenzo, DE, Clemson 2004  
 40 Brothers, Kentrell, LB, Missouri 2016  
 30 Brown, Bill, RB, Illinois 1962-74  
 60 Brown, Ivory Lee, RB, Ark.- Pine Bluff 1993  
 80 Brown, Larry, WR, Mankato State 1987  
 86 Brown, Ralph, TE, Georgia 1997  
 79 Brown, P.T., Central Florida 2010-11  
 33 Brown, Chris, CB, Nebraska 2004-05  
 52 Brown, Richard, LB, San Diego St. 1994-96  
 89 Brown, Robert, TE, Alcorn A&M 1971  
 23 Brown, Ted, RB, North Carolina St. 1979-86  
 24 Brown, Terry, S, Oklahoma St. 1972-75  
 47 Browner, Joey, S, USC 1983-91  
 82 Bruer, Bob, TE, Mankato State 1980-84  
 24 Brune, Larry, S, Rice 1980  
 13 Bruno, Dave, P, Moraine Valley 1967  
 20 Bryant, Bobby, CB, South Carolina 1967-80  
 94 Bryant, Tim, LB, So. Mississippi 1987  
 74 Buetow, Bart, T, Minnesota 1976-77  
 75 Bundra, Mike, DT, USC 1964  
 91 Burrough, John, DE, Wyoming 1999-00  
 36/27Burton, Brandon, CB, Utah 2011-12  
 71 Burton, Derek, T, Oklahoma St. 1987  
 86/71Burton, Stephen, WR, West Texas A&M 2011-12  
 81 Burleson, Nate, WR, Nevada 2003-05  
 22 Butler, Billy, S/RB, Tenn.-Chattanooga 1962-64  
 61 Buter, Duane, S, Illinois State 1997-98  
 65 Byers, Ken, G, Cincinnati 1964-66  
 60 Bykowski, Carter, T, Iowa State 2014

**C C C**  
 53 Caesar, Ivan, LB, Boston College 1991  
 23 Caleb, Jamie, RB, Grambling 1961  
 23 Calland, Lee, CB, Louisville 1963-65  
 85 Camarillo, Greg, WR, Stanford 2010-11  
 55 Campbell, John, LB, Minnesota 1963-64  
 16 Campbell, Kelly, WR, Georgia Tech 2002-04  
 17 Cappelman, Bill, QB, Florida St. 1970  
 2021-23 Carlson, John, TE, Notre Dame 2012-13  
 65 Carman, Jon, T, Georgia Tech 1966  
 40 Carpenter, Preston, TE, Arkansas 1966  
 36 Carpenter, Ron, S, Miami (Ohio) 1993  
 84 Carroll, Jay, TE, Minnesota 1985  
 81 Carter, Anthony, WR, Michigan 1985-93  
 80 Carter, Chris, WR, Ohio State 1990-01  
 21 Carter, Dale, CB, Tennessee 2001  
 11 Carter, Jason, WR, Texas A&M 2006  
 22/37 Carter, Tyrone, S, Minnesota 2000-02  
 56 Carson, Malcolm, G, Tenn.-Chatt. 1984  
 44 Casper, Dave, TE, Notre Dame 1983  
 16 Cassel, Matt, QB, USC 2013-14  
 48/89 Cercone, Matt, TE, Arizona St. 2001-02  
 87 Chamberlain, Byron, TE, Wayne St. 2001-02  
 23/34 Chapman, Doug, RB, Marshall 2000-03  
 25 Charles, John, S, Purdue 1970  
 2021-05 Chavez, Corey, S/CB, Vanderbilt 2002-05  
 11 Cheolander, Hal, QB, Mississippi St. 1974  
 36 Christopheron, Jim, K/LB, Concordia 1962  
 62 Christy, Jeff, C, Pittsburg 1993-99  
 80 Chukwura, Patrick, LB/DE, Wyoming 2001-02  
 50/54 Ciurciu, Vinny, LB, Boston College 2007-08  
 12 Clabo, Neil, P, Tennessee 1975-77  
 55 Claborn, Chris, LB, USC 2003-04  
 39 Clark, Jesse, RB, Arkansas 1989-90  
 83 Clark, Kenny, WR, Central Florida 2003-04

71 Clarke, Ken, DT, Syracuse 1989-91  
 81 Clarke, Leon, WR, USC 1963  
 68 Clemmings, T.J., T, Pittsburg 2015-16  
 92 Clemons, Duane, DE, California 1996-99  
 6 Cobb, Marvin, S, USC 1980  
 63 Cobb, Robert, DE, Texas 1984  
 89 Coffman, Paul, TE, Kansas State 1988  
 57 Cole, Audie, LB, North Carolina State 2012-16  
 92 Cole, Colin, DT, Iowa 2003  
 37 Coleman, Al, CB, Tennessee State 1967  
 91 Coleman, Dan, DE, Murray State 1987  
 8 Coleman, Greg, P, Florida A&M 1978-87  
 99/93 Colvin, Stalin, DE, Boston College 1997-99; '01  
 65 Collins, Calnet, G, Texas A&M 2001  
 84 Collins, Dwight, WR, USC 1984  
 59 Collins, Fabray, LB, So. Illinois 1987  
 43 Colter, Jeff, CB, Kansas 1984  
 63 Conaty, Billy, C, Virginia Tech 2004  
 20/31 Cook, Chris, CB, Virginia 2010  
 62 Cook, Ryan, T, New Mexico 2006-10  
 20 Cooks, Kerry, S, Iowa 1998  
 67 Cooper, Adrian, TE, Oklahoma 1994-95  
 68 Cooper, Jon, C, Oklahoma 2009-10  
 50 Cooper, Marquis, LB, Washington 2006  
 63 Cornish, Frank, C, UCLA 1994  
 1 Cortez, Jose, K, Oregon State 2003-04  
 95 Council, Keith, DE, Hampton 1999  
 55 Cowart, Sam, LB, Florida State 2003-07  
 45 Cox, Fred, K, Pittsburg 1965-77  
 33 Craig, Roger, RB, Nebraska 1992-93  
 84 Craig, Steve, TE, Northwestern 1974-79  
 73 Crawford, Brian, T, Western Oregon 2010  
 91 Critson, Scott, DE, Oregon State 2004  
 52 Crockett, Keith, LB, Florida State 2003  
 87 Crompter, Carlester, TE, E. Carolina 1999  
 77 Culpepper, Brad, DT, Florida 1992-93  
 12/11 Culpepper, Draugh, QB, UCF 1999-05  
 71 Culpepper, Ed, DT, Alabama 1961  
 89 Cunningham, Doug, WR, Rice 1979  
 7 Cunningham, Randall, QB, UNLV 1997-99  
 67 Cunningham, Rick, T, Texas A&M 1995  
 15 Cuozzo, Gary, QB, Virginia 1968-71  
 49 Curtis, Travis, S, West Virginia 1989

**D D D**  
 71/75 Dafney, Bernard, G, Tennessee 1992-94  
 14 Dale, Carroll, WR, Virginia Tech 1973  
 50 Dalton, Antico, LB, Hampton 1999  
 63 Daniels, Brian, G, Colorado 2007  
 69 Daniels, LeShun, G, Ohio State 1997  
 7 Danmeier, Rick, K, Sioux Falls 1977-83  
 32/25 Darden, Tony, CB, Texas Tech 1987  
 82 Daugherty, Ron, WR, Northeastern 1998  
 34 Davis, Brian, CB, Nebraska 1994  
 13 Davis, Doug, T, Kentucky 1966-72  
 5 Davis, Greg, K, The Citadel 1960  
 75 Davis, Isaac, G, Arkansas 1997  
 86 Davis, John, TE, Emporia St. 2000  
 17/86 Davis, Nick, WR, Wisconsin 2002  
 58/50 Davis, Rod, LB, Southern Miss. 2004-06  
 4 Dawson, Dale, K, Kentucky 1987  
 86 Dawson, Rhett, WR, Florida State 1973  
 51 Deam, Larry, LB, Valdosta State 2011  
 2014-13 Deans, Ted, S, Wichita 1966  
 52 DeGare, Chris, G, Wake Forest 2010  
 55 DeRio, Jack, LB, USC 1992-95  
 89 Delaney, Jarrod, WR, TCU 1989  
 85 DeLong, Greg, TE, North Carolina 1995-98  
 27 Demery, Calvin, WR, Arizona State 1972  
 28 Denny, Earl, RB, Missouri 1967-68  
 86 Denson, Al, WR, Florida A&M 1971  
 62 Denton, Bob, DE, Pacific 1961-64  
 25 Derby, Dean, DB, Washington 1961-62  
 1979 Denton, Kevin, CB, California 1999  
 52 Dick, Jim, LB, North Dakota St. 1961  
 76 Dickson, Paul, DT, Baylor 1987  
 14 Diggs, Steffen, WR, Maryland 2015-16  
 76 Dillon, Scott, T, Memphis 1996-97  
 25 Dillon, Terry, CB, Montana 1993  
 1983-84 Dilis, Steve, QB, Stanford 1979-84  
 44 D'Imperio, Ryan, FB, Rutgers 2011  
 25 Dishman, Chris, CB, Purdue 2000  
 26 Dixon, Ahmad, S, Baylor 2014  
 71 Dixon, David, G, Arizona St. 1994-04  
 56 Doleman, Chris, DE/LB, Pittsburg 1985-92; 99  
 84 Donahue, Oscar, WR, San Jose 1962  
 65 Dorsey, Nat, T, Georgia Tech 2004  
 21 Doss, Mike, S, Ohio State 2007  
 42 Dozier, D.J., RB, Penn State 1987-91  
 48 Dozier, Uke, CB, Minnesota 2005  
 90 DuBoise, B.J., DT, Louisville 2015  
 62 Ducas, Vladimir, G, Massachusetts 1984  
 56 Dugan, Bill, G, Penn State 2014  
 83 Dugan, Jeff, TE, Maryland 2004-10  
 75 Dugler, Doug, C, Nebraska 1976-77  
 59 Dusbabek, Mark, LB, Minnesota 1989-92



40/85 Kleinsasser, Jim, TE, FB, No. Dakota	1999-11
4/5 Kluge, Chris, P, UCLA	2005-12
25 Knoff, Kurt, S, Kansas	1979-82
86 Koch, Greg, G, Arkansas	1987
96 Kolodziej, Ross, Wisconsin	2006
26 Kosens, Terry, S, Hofstra	1963
89 Kramer, Kent, TE, Minnesota	1969-70
9 Kramer, Tommy, QB, Rice	1977-83
5 Krause, Paul, S, Iowa	1968-79
78 Kropog, Troy, G, Tulane	2012
5 Krueger, Todd, QB, Northern Michigan	1987
<b>L L L</b>	
59 Lacey, Bob, C, North Carolina	1964
26 Lacey, Jacob, CB, Oklahoma State	2013
63 Lacinia, Corbin, G, Augustana	1999-02
21 Lamson, Chuck, S, Wyoming	1962-63
59 Lamar, Emmanuel, LB, Kansas State	2016
88 Langer, Jim, C, South Dakota St.	1980-81
52 Lapham, Bill, C, Iowa	1961
77 Larsen, Gary, DT, Concordia	1965-74
82 Lash, Jim, WR, Northwestern	1973-76
65 Lawson, Steve, G, Kansas	1973-75
51 Leber, Ben, LB, Kansas State	2006-10
80 LeCount, Terry, WR, Florida	1979-83; '87
32 Lee, Amp, RB, Florida State	1994-96
19 Lee, Bob, QB/P, Pacific	1969-72; '75-78
3 Lee, Carl, CB, Marshall	1983-93
57 Leman, J., LB, Illinois	2009
59 Leo, Jim, DE, Cincinnati	1961-62
31 Lester, Darrell, RB, McNeese St.	1964
49 Lewis, Dave, RB, Northern Iowa	1987
75 Lewis, Greg, WR, Illinois	2009-10
87 Lewis, Leo, WR, Missouri	1989-91
43 Liddiard, Brody, TE/LS, Colorado	2001-03
73 Linden, Errol, T, Houston	1962-65
61/62 Lindsay, Everett, OL, Mississippi	1993-98; 2001-03
21 Lindsey, Jay, RB, Arkansas	1966-72
48 Line, Zach, FB, SMU	2013-15
76 Lingenfelter, Bob, T, Nebraska	1978
55 Livingston, Cliff, LB, UCLA	1962
13 Livingston, Mike, QB, SMU	1980
75 Livienski, Chris, T/G, Indiana	1998-05
71 Loadholt, Phil, T, Oklahoma	2009-15
12/18 Locke, Jeff, P, UCLA	2013-16
46 Loeffler, Cullen, LS, Texas	2004-14
72 Long, Jake, T, Michigan	2016
8 Longwell, Ryan, K, California	2006-11
38 Loualien, Fletcher, S, Livingston	1987
75/73 Love, DeMarcus, OT, Arkansas	2011-12
23 Love, Terry, S, Murray State	1987
63 Lowdermilk, Kirk, C, Ohio State	1985-92
25 Lowe, Omare, S, Washington	2004
57 Luce, Derrel, LB, Baylor	1979-80
75 Lurtsema, Bob, DE, West Michigan	1971-76
27 Lush, Mike, S, East Stroudsburg	1986
3 Lynch, James, FB, Maryland	2003
96 Lyon, Billy, DL, Marshall	2003
<b>M M M</b>	
71 MacDonald, Mark, G, Boston Coll.	1985-88
46 Mackbee, Earsell, CB, Utah St.	1965-69
69 Malano, Mike, G, San Diego St.	2002
75 Manley, James, DT, Vanderbilt	1996-97
71 Mann, Maurice, WR, Washington	2006
4 Manning, Archie, QB, Mississippi	1983-84
91 Manuskay, Greg, LB, Colgate	1991-93
49 Marinaro, Ed, RB, Cornell	1972-75
70 Marshall, Jim, DE, Ohio State	1961-79
48 Marshall, Larry, S, Maryland	1974
55 Martin, Amos, LB, Louisville	1972-76
89 Martin, Billy, TE, Georgia Tech	1968
56/94/98/57 Martin, Chris, LB, Auburn	1984-88
79 Martin, Doug, DE, Washington	1980-89
90 Martin, Steve, DT, Missouri	2004
20 Mason, Tommy, RB, Tulane	1961-66
66 Maurer, Andy, G, Oregon	1974-75
56 Mautz, Michael, LB, Penn State	2013-14
5 May, Chad, QB, Kansas State	1995
88 May, Marc, TE, Purdue	1987
35 Mayberry, Doug, RB, Utah St.	1961-62
23 Mayes, Mike, CB, LSU	1991
53 Mays, Kivusaula, LB, North Carolina	1998-99
73 Mays, Stafford, DT, Washington	1987-88
31/21 McCauley, Marcus, CB, Fresno St.	2007-08
33 McClanahan, Brent, RB, Arizona St.	1973-80
96 McCleendon, Skip, DE, Arizona St.	1992
15 McCormick, John, QB/P, Massachusetts	1962
84/80 McCullum, Sam, WR, Montana St.	1974-75; 82-83
74 McCurry, Mike, G, Indiana	1987
58 McDaniel, Ed, LB, Clemson	1992-01
64 McDaniel, Randall, G, Arizona St.	1988-99
96 McDermott, Kevin, LS, UCLA	2015-16
88 McDole, Mardy, WR, Mississippi St.	1981-83
34 McDonald, Ramos, CB, New Mexico	1998-99
39 McElhenny, Hugh, RB, Washington	1961-62
60 McElroy, Reggie, T, West Texas St.	1994
55 McGill, Mike, LB, Notre Dame	1968-70
37 McGriggs, Lamar, S, West. Illinois	1993-94

86 McKeever, Marlin, TE, USC	1967
58 McKenzie, Tyrone, LB, South Florida	2012
74 McKinzie, Bryant, T, Miami (Fla.)	2002-10
21/31 McKinnon, Jerick, RB, Georgia Southern	2014-16
9 McMahon, Jim, QB, BYU	1993
26 McMullan, Audrey, CB, Houston	1989-93
12 McMullen, Billy, WR, Virginia	2006
5 McNeill, Donovan, QB, Syracuse	2010
12 McNeil, Tom, P, Stephen F. Austin	1971
54 McNeil, Fred, LB, UCLA	1974-85
60 McQuaid, Dan, T, UNLV	1988
32 McWatters, Bill, RB, North Texas	1964
87 McWilliams, Johnny, TE, USC	2000
53 Meambar, Tim, LB, Washington	1985
18 Mercer, Mike, K, Arizona St.	1961-62
77 Merriweather, Mike, LB, Pacific	1989-92
56 Meylan, Wayne, LB, Nebraska	1987
98 Micech, Phil, DE, Wisconsin-Platteville	1970
21 Michel, Tom, RB, East Carolina	1964
84 Middleton, Dave, WR, Auburn	1961
75 Millard, Keith, DT, Washington St.	1985-91
55/59 Miller, Corey, LB, South Carolina	1999
87 Miller, Kevin, WR, Louisville	1978-80
5 Miller, Larry, QB, Northern Iowa	1987
35 Miller, Robert, RB, Kansas	1975-80
14 Miller, Romano, QB, Mississippi	2001
64 Million, Ted, G, Duke	1987
45 Mills, Garrett, TE, Tulsa	2007-09
45 Mills, John Henry, FB, Wake Forest	1999
21 Mincy, Charles, S, Washington	1995
62 Mitchell, Jayme, DE, Mississippi	2006-10
55 Mitchell, Marvin, LB, Tennessee	2012-13
68 Mitchell, Mel, G, Tennessee St.	1980
71 Mixton, Matt, DT, Purdue	2005
29 Mixon, Kenny, DE, LSU	2002-04
90 Molden, Fred, DT, Jackson State	1987
54 Monty, Pete, LB, Wisconsin	2001
1 Moon, Warren, QB, Washington	1994-96
45 Moore, Leonard, RB, Jackson St.	1987
36 Moore, Manfred, RB, USC	1977
30 Moore, Melwede, RB, Tulane	2004-07
75 Moore, Zach, DE, Concordia-St. Paul	2016
89 Morgan, David, TE, Texas-San Antonio	2015
31 Morgan, Don, S, Nevada-Reno	1999-01
35 Morrell, Kyle, S, BYU	1985-86
40 Morris, Jake, CB, Oregon	1961
68 Morris, Mike, C, NE Missouri St.	1991-99
33 Morrow, Harold, RB, Auburn	1996-02
96 Mosley, C.J., Missouri	2005
7 Moss, Eric, OL, Ohio State	1997
84 Moss, Randy, WR, Marshall	1998-04, '10
24 Mostardi, Rich, S, Kent State	1961
86 Mularker, Mike, TE, Florida	1983-88
77 Mullerney, Mark, DE, Colorado St.	1975-87
24 Munnery, Cain, CB, South Carolina	2014-16
31 Munsey, Nelson, CB, Wyoming	1978
88 Murphy, Fred, TE, Georgia Tech	1961
68 Murphy, Kevin, T, Harvard	2013
91 Murray, Wo, Idaho	1999
3 Murray, Eddie, K, Tulane	1997
74 Myers, Frank, T, Texas A&M	1978-80
<b>N N N</b>	
51/59 Najarian, Pete, LB, Minnesota	2006
15 Nance, Martin, WR, Miami (OH)	1987
59 Nattiel, Mike, LB, Florida	2003-04
28 Ned, Larry, RB, San Diego State	2003-04
12 Nelson, Ben, WR, Saint Cloud State	2004
1 Nelson, Chuck, K, Washington	1986-88
20 Nelson, Darin, RB, Stanford	1982-89; 91-92
32 Nelson, David, RB, Heidelberg	1984
56 Nelson, Jim, LB, Penn State	2000-02
58 Nelson, Rhett, CB, Colorado State	2003-04
53 Newbill, Richard, LB, Miami (Fla.)	1990
52 Newman, Keith, LB, North Carolina	2004-05
86 Newman, Pat, WR, Utah State	1990
23 Newman, Terence, CB, Kansas State	2015-16
18 Newsome, Harry, P, Wake Forest	1990-93
96 Newton, Tim, DT, Florida	1985-89
71 Niehaus, Steve, DT, Notre Dame	1979
79 Nix, Roosevelt, DT, Central State	1994
99 Noga, AI, DE, Hawaii	1988-92



Steve Riley

49 Nord, Keith, S, St. Cloud St.	1979-85
97 Norman, Tony, DE, Iowa State	1987
90 Northern, Gabe, DE/LB, LSU	2000
85 Novelsky, Brent, TE, Pennsylvania	1989-94
<b>O O O</b>	
89 Obee, Terry, WR, Oregon	1991
6 O'Brien, Dave, G, Boston Coll.	1963-64
96 O'Neil, Andre, LB, Marshall	2001
7 O'Sullivan, J.T., QB, Cal-Davis	2005
24 Offord, Willie, S, South Carolina	2002-05
55 Onatolu, Kenny, LB, Nebraska-Omaha	2009-11
69 Oni, Frank, G, Northern Iowa	1987
30 Osborne, Clancy, LB, Arizona St.	1961-62
45 Osborn, Dave, RB, North Dakota	1965-75
89/49/45 Owens, Richard, TE, Louisville	2004-06
<b>P P P</b>	
88 Page, Alan, DT, Notre Dame	1967-78
24 Page, Jared, S, UCLA	2011
22 Palmer, David, WR, Alabama	1994-00
51 Palmer, Mitch, LS, Colorado State	2000
22 Parker, Anthony, CB, Arizona State	1992-94
81 Parks, Rickey, WR, Ark.-Pine Bluff	1987
40 Paschal, Doug, RB, North Carolina	1980-81
84 Patterson, Cordarelle, WR, Tennessee	2013-16
79 Patton, Jerry, DT, Nebraska	1971
41 Paymah, Bryce, DE, Northern Iowa	2009
41 Paymah, Karl, CB, Washington State	2009
31 Payton, Eddie, RB, Jackson State	1980-82
24 Pearson, John, S, Washington	1993
66 Pentecost, Joyce, G, UCLA	1967
68 Perreault, Pete, G, Long Beach State	1971
31 Perry, Jason, S, North Carolina State	2002
22 Peterson, Lance, CB, Minnesota-Duluth	1961
28 Peterson, Adrian, RB, Oklahoma	2007-16
66 Peterson, Ken, C, Utah	1961
28 Phillips, Anthony, CB, Texas A&M-Kingsville	1998
30 Phillips, Bobby, RB, Virginia Union	1995
82 Phillips, Jim, WR, Auburn	1965-67
75/79/91 Phillips, Joe, DT, SMU	1986; '99
22 Pinner, Arturo, RB, Kentucky	2006
63 Ploger, Kurt, DT, Gustavus Adolphus	1987
66 Poage, Ray, TE, Texas	1963
25 Polt, Randy, S, Stanford	1974
7 Ponder, Christian, QB, Florida St.	2011-14
52 Porter, Ron, LB, Idaho	1973
24 Powell, Art, WR, San Jose St.	1968
83 Powers, John, TE, Notre Dame	1966
27 Preter, Shaun, CB, Iowa	2013
20 Pritchance, Travis, RB, Miami (Ohio)	2010-15
79 Prestel, Jim, DT, Idaho	1961-65
39 Price, Jabari, CB, North Carolina	2014-16
40 Prior, Anthony, CB, Washington St.	1996-97
28 Probst, Ted, CB, Ohio State	1970
83 Pruitt, MyCole, TE, Southern Illinois	2015-16
66 Pyle, Palmer, G, Michigan St.	1964
<b>Q Q Q</b>	
92 Quinn, Kelly, LB, Michigan St.	1987
<b>R R R</b>	
64 Rabold, Mike, G, Indiana	1961-62
60 Radovich, Drew, T, USC	2008
9 Ramsey, Patrick, QB, Tulane	2010
93 Randolph, John, DT, Texas A&I	1990-00
34 Randolph, AI, CB, Iowa	1973
28 Rashad, Ahmad, WR, Oregon	1976-82
52 Rasmussen, Randy, G, Minnesota	1987-89
30/41 Raymond, Mistral, S, South Florida	2011-14
11 Reaves, John, QB, Florida	1979
22 Redwine, Jarvis, RB, Nebraska	1981-83
27 Reed, Bob, RB, Pacific	1962-63
91 Reed, D'Aundre, DE, Arizona	2011-12
66 Reed, Jake, WR, Grambling	1991-99; '01
92 Reed, Oscar, RB, Colorado St.	1968-74
73 Rehder, Tom, G, Notre Dame	1992
89 Reichow, Jerry, WR, Iowa	1961-64
83/89 Reinsner, Allen, TE, Iowa	2011-12
56 Reilly, Mike, LB, Iowa	1969
67 Remmers, Mike, T, Oregon State	2013
14 Renfroe, Gilbert, QB, Tennessee St.	1990
19 Renzel, Lance, WR, Oklahoma	1965-66
7 Reuz, Fवाद, K, Tennessee	1990-95
82 Reynaud, Darius, WR, West Virginia	2008-09
29 Rhodes, Xavier, CB, Florida State	2013-16
88 Rhodes, Buster, WR, Oklahoma	1985-87
1 Ricardo, Benny, K, San Diego St.	1983
36 Rice, Allen, RB, Baylor	1984-90
18 Rice, Sidney, WR, South Carolina	2007-10
89 Richardson, Greg, WR, Alabama	1987-88
5 Richardson, Kyle, P, Arkansas St.	2002
4 Richardson, Tony, FB, Auburn	2006-07
78 Riley, Steve, T, USC	1974-84
88 Robbins, Fred, DT, Wake Forest	2000-03
51 Robinson, Edmond, LB, Newberry	2015-16
95 Robinson, Gerald, DE, Auburn	1986-87
21 Robinson, Josh, CB, Central Florida	2012-15
18 Robinson, Koren, WR, N.C. State	2005
87 Robinson, Brian, WR, So. Carolina	2004-06
96 Robison, Marc, DE, Texas	2007-16

60	Rodenhauer, Mark, C, Illinois St.	1989	52	Stein, Bob, LB, Minnesota	1975	58	Watts, Brandon, LB, Georgia Tech	2014-15
29	Rogers, Chris, CB, Howard	1999	3	Stenrud, Jan, K, Montana St.	1984-85	26	Waynes, Trae, CB, Michigan State	2015-16
58	Rogers, Nick, LB, Georgia Tech	2002-03	74	Stensrud, Mike, DT, Iowa State	1986	91	Weathers, Stephen, DE, Vanderbilt	2013
76	Roller, Dave, DT, Kentucky	1979-80	73	Stepanek, Joe, DT, Minnesota	1987	69/73	Webb, J Marcus, T, West Texas A&M	2016-17
2	Rose, George, CB, Auburn	1964-66	93	Stephan, Sharar, DT, Connecticut	2014-16	14	Webb, Joe, QB/WR, UAB	2010-13
2/18	Rosenfels, Sage, QB, Iowa St.	2009, '11	95	Stephens, Mark, LB, Minnesota	1991	68	Webster, Kevin, C, Northern Iowa	1987
75	Rosenthal, Mike, T, Notre Dame	2003-06	73	Steussie, Todd, T, California	1994-00	32	Welborne, Tripp, S, Michigan	1992
28	Rosnage, Ted, S, Portland St.	1985, 87	28	Stewart, James, RB, Miami (Fl.)	1995	66	Welch, Thomas, T, Vanderbilt	2010
3	Ross, Derek, CB, Ohio St.	2004	95	Stewart, Mark, LB, Washington	1983-84	15	Wells, Mike, QB, Illinois	1973-74
68	Rouse, Curtis, G, Tenn.-Chattanooga	1982-86	27	Stills, Ken, S, Wisconsin	1990	72	Wentworth, Austin, G, Fresno State	2014
89	Rowe, Ray, S, San Diego State	1994	82	Stonebreaker, Steve, LB/TE, Detroit	1982-93	40	West, Charlie, S, Texas-EI Paso	1968-73
47	Rowland, Justin, CB, Tex. Christian	1961	94	Strathers, Thomas, DE, Jackson St.	1969-61	35	West, Ronnie, WR, Pittsburg State	1992
54	Rubke, Karl, LB, USC	1961	53	Strickland, Fred, LB, Purdue	1993	92	Westbrooks, David, DE, Howard	1990
75	Rudd, Dwayne, LB, Alabama	1997-00	77	Stringer, Corey, T, Ohio State	1995-00	7	Wheeler, Leonard, CB, Troy St.	1997
82	Rudolph, Kyle, TE, Notre Dame	2011-16	55	Stuwell, Scott, LB, Illinois	1977-90	62	Whitaker, Danta, TE, Miss. Valley State	1992
65	Ruether, Mike, C, Texas	1994	55	Sullivan, John, C, Notre Dame	2008-15	27	Whitaker, Ronnyell, CB, Virginia Tech	2006-07
75	Russ, Pat, DT, Purdue	1963	26	Sumner, Charlie, CB, Wm. & Mary	1961-62	62	White, Brad, DT, Tennessee	1987
27	Russell, Brian, S, San Diego State	2002-04	64	Sunde, Milt, G, Minnesota	1964-74	62	White, Ed, G, California	1969-77
48	Rutland, Reggie, CB, Georgia Tech	1987-92	69	Sutherland, Doug, DT, Superior St.	1971-81	72	White, James, DT, Oklahoma State	1976-83
<b>5 S</b>			27	Sutton, Archie, I, Illinois	1965-67	97	White, Jose, DT, Oklahoma	1995
12	Sallisbury, Sean, QB, USC	1990-94	94	Sveinrich, Paul, DT, Cal-Poly SLO	1984	85	White, Sammy, WR, Grambling	1976-86
72	Sams, Ron, C, Pittsburgh	1984	52	Swain, Bill, LB, Oregon	1964	65	Whittle, Jason, C, SW Missouri State	2006
89	Sanders, Ken, DE, Howard Payne	1990-91	29	Swain, John, CB, Miami	1981-84	85	Wiggins, Jermaine, TE, Georgia	2004-06
33	Sanford, Jamarca, S, Mississippi	2009-14	67	Swilley, Dennis, C, Texas A&M	1977-83; 85-87	41	Wilcox, Solomon, S, Colorado	1991
22	Sapp, Benny, CB, Northern Iowa	2008-09, '11	<b>T T T</b>			94	Willie, Chuck, DE, LSU	2002-04
78	Sapp, Bob, G, Washington	1997-98	38	Tahi, Naufahu, FB, BYU	2006-10	82	Williams, A.D., WR, Pacific	1961
59	Sauer, Craig, LB, Minnesota	2000	55	Talley, Darryl, LB, West Virginia	1996	98	Williams, Ben, DE, Minnesota	1998
97	Sawyer, Talance, DE, UNLV	1999-03	44	Tapeh, Thomas, FB, Minnesota	2008	29	Williams, Brian, CB, North Carolina State	2002-05
4	Saxon, Mike, P, San Diego St.	1994-95	10	Tarkenton, Fran, QB, Georgia	1961-66; 72-78	23	Williams, Jeff, RB, Oklahoma State	1966
78	Scardina, John, T, Lincoln	1987	33	Tate, Ben, RB, Auburn	2014	58	Williams, Jimmy, LB, Nebraska	1990-93
89	Schenk, Ed, TE, Central Florida	1987	28/83	Tate, Robert, CB/WR, Cincinnati	1997-01	93	Williams, Kevin, DT, Oklahoma St.	2001-10
68	Schmidt, Roy, G, Long Beach St.	1976	33	Tatman, Pete, RB, Nebraska	1967	20	Williams, Madieu, S, Maryland	2008-10
54	Schmitz, Bob, LB, Montana	1961	66	Tausch, Terry, G, Texas	1982-88	21/20	Williams, Moe, RB, Kentucky	1996-00:02-05
85	Schnelker, Bob, TE, Bowling Green	1961	29	Taylor, Chester, RB, Toledo	2006-09	94	Williams, Pat, DT, Texas A&M	2005-10
60	Schreiber, Adam, C, Texas	1990-93	90	Taylor, Eric, DE, Memphis	2005	25	Williams, Tank, S, Stanford	2006-07
53	Schuh, Jeff, LB, Minnesota	1986	89	Taylor, Travis, WR, Florida	2005-06	44	Williams, Tony, DT, Memphis	1997-00
76	Schwartz, George, G, Oregon	2012	37	Teal, Willie, CB, LSU	1980-86	44	Williams, Walt, CB, New Mexico St.	1981-82
41	Scott, Carey, CB, Kentucky St.	2002	67	Teeter, Mike, DT, Michigan	1991	19/82	Williams, Troy, WR, So. Carolina	2005-07
98	Scott, Darion, DE, Ohio St.	2004-07	46	Tennell, Derek, TE, UCLA	1992-93	80	Willis, Leonard, WR, Ohio State	1976
50	Scott, Randy, LB, Alabama	1987	27	Thibodeaux, Keith, CB, Northwestern St.	1999-01	59/54	Wilson, Antonio, LB, TX A&M-Comm.	2000-02
38	Scott, Todd, S, SW Louisiana	1991-94	19	Thielen, Adam, WR, Minnesota State	2014-16	22	Wilson, Brett, RB, Illinois	1998
13	Scnbler, Buckley, P, Kansas	1987-89	35	Thomas, Andre, RB, Mississippi	1995	24	Wilson, David, S, California	1992
60	Selesky, Ron, C, North Central	1987	51	Thomas, Brodenck, LB, Nebraska	1987	11	Wilson, Tom, RB, no college	1956
34	Sendejo, Andrew, S, Rice	2011-16	54/55	Thomas, Dontarius, LB, Auburn	2004-08	24	Wilson, Wade, QB, East Texas St.	2011-11
73	Sendlein, Robin, LB, Texas	1981-84	97	Thomas, Henry, DT, LSU	1987-94	45	Wilson, Wayne, RB, Shepherd	1986
81	Senser, Joe, TE, West Chester St.	1979-84	42/43	Thomas, Orlando, S, SW Louisiana	1995-01	26	Winfield, Antoine, CB, Ohio St.	2004-12
29	Serwanga, Wasswa, CB, UCLA	2000-01	94	Thornton, John, DT, Cincinnati	1993	36	Winfrey, Carl, LB, Wisconsin	1971
45	Sharockman, Ed, CB, Pittsburgh	1962-72	87/83	Tice, Mike, TE, Maryland	1992-93; 95	62	Winston, Roy, LB, LSU	1967
42	Sharper, Darren, S, William & Mary	2005-08	74	Tilleman, Mike, DT, Montana	1966	29	Wise, Phil, S, Nebraska-Omaha	1977-79
14	Shaw, George, QB, Oregon	1961	53	Tingelhoff, Mick, C, Nebraska	1962-78	79	Wise, Jerry, T, Notre Dame	2001
25	Shaw, Terrance, CB, S. F. Austin	2004	51	Tobey, Dave, LB, Oregon	1966-67	60	Withrow, Cory, C, Washington St.	1999-05
74	Shepherd, Austin, T, Alabama	1966-67	29	Todman, Jordan, RB, Connecticut	2011	44	Wofford, James, RB, UNLV	2002
5	Sheppard, Ashley, LB, Clemson	2015	13	Torretta, Cino, QB, Miami (FL)	1993	73	Wolfe, Craig, G, Syracuse	1990-91
29	Sheppard, Lito, CB, Florida	1993-95	94	Trattuto, Justin, DE, Florida	2013-16	33	Womack, Jeff, RB, Memphis St.	1987
35	Sherels, Marcus, CB, Minnesota	2010-16	11	Treadwell, Laquan, WR, Mississippi	2016	52	Wood, Kailee, LB, Stanford	1998-01
43	Sherman, Will, WR, St. Mary's	1961	33	Triplett, Mel, RB, Toledo	1961-62	5	Wood, Mike, P, Missouri State	1998-99
81	Shiancoe, Visanthe, TE, Morgan State	2007-11	32	Truelove, Tony, RB, Livingston	1993	49	Woodton, Corey, DE, Northwestern	2014
77	Shields, Lebron, DE, Tennessee	1961	89	Truit, Olanda, WR, Mississippi St.	1987	23	Worth, Barry, RB, Virginia	1993
82/86	Shuler, Mickey, TE, Penn State	2010-11	95	Trusnik, Jason, LB, Ohio Northern	2015	55	Worthen, Shawn, DT, TCU	2001
50	Siemon, Jeff, LB, Stanford	1972-82	98/95	Tuajalo, Esera, DT, Oregon St.	1992-96	22	Wright, Fearon, LB, Rhode Island	2001
63	Simkus, Arnold, DT, Michigan	1967	27	Turner, Bob, TE, Bloomsburg St.	1977-80	22	Wright, Felix, S, Drake	1991-92
75	Simpson, Howard, T, Auburn	1964	24	Turner, John, S, Miami	1978-83;85;87	21	Wright, Felix, S, Arkansas	2012-16
81	Simpson, Jerome, WR, Coastal Carolina	2012-14	24	Turner, Maurice, RB, Utah St.	1984-85	23	Wright, Jeff, S, Minnesota	1971-78
57	Sims, William, LB, SW Louisiana	1994	61	Turner, Mike, T, Louisiana St.	1987	20	Wright, Kenny, CB, Northwestern St.	1999-01
78	Silfes, Jeremiah, T, Nebraska	2015-16	<b>U U U</b>			43	Wright, Mike, CB, San Diego St.	1971-80
3	Sisson, Scott, K, Georgia Tech	1996	95	Udeze, Kenechi, DE, USC	2004-08	97	Wymys, Ellis, DT, Mississippi St.	2008
3	Slaton, Mark, S, South Dakota	1987	55	Ulmer, Artie, LB, Valdosta St.	1997	3	Wynn, Spergon, QB, SW Texas St.	2001
74	Smiley, Larry, S, South Eastern	1973	<b>V V V</b>			<b>Y Y Y</b>		
71	Smith, Andre, T, Alabama	2016	11/15	Vanderkelen, Ron, QB, Wisconsin	1963-67	91	Yakovinson, Ray, DT, E. Stroudsburg	1980-83
30	Smith, Cedric, RB, Florida	1990	23	Vanhorse, Sean, CB, Howard	1996	66	Yan, David, G, Stanford	1968-81
25	Smith, Daryl, CB, North Alabama	1989	26	Vargo, Larry, S, Detroit	1964-65	50	Yates, Max, LB, Marshall	2003-04
24	Smith, Dwight, S, Akron	2006-07	71	Vella, John, T, USC	1984	34	Yates, Albert, RB, Iowa	2009-10
95/92	Smith, Fernando, DE, Jackson St.	1994-97, 00	63	Vellone, Jim, G, USC	1966-70	34	Young, Jim, RB, Queens Ontario	1965-66
87	Smith, Gordon, TE, Missouri	1961-65	83	Voigt, Stu, T, Wisconsin	1970-80	34	Young, Rickey, RB, Jackson St.	1978-83
91	Smith, Greg, DT, Kansas	1984	<b>W W W</b>			72	Youso, Frank, T, Minnesota	1961-62
22	Smith, Harrison, S, Notre Dame	2012-16	88	Waddy, Bill, WR, Colorado	1984	<b>Z Z Z</b>		
43	Smith, Jim, RB, Elon	1987	19	Wade, Bobby, WR, Arizona	2007-08	51	Zaunbrecher, Godfrey, C, LSU	1971-73
90	Smith, Khreem, DE, Oklahoma State	2006	3	Wagoner, Dan, S, Kansas	1984	65	Zimmerman, Gary, T, Oregon	1986-92
79	Smith, Lyman, DT, Duke	1978	54	Walters, Van, LB, Indiana	1992			
32	Smith, Otonerio, RB, Oregon	2003-04	39	Walden, Bobby, P, Georgia	1964-67			
57	Smith, Raonnal, LB, Washington State	2002-05	49	Walker, Adam, RB, Carthage	1987			
26/20	Smith, Robert, RB, Ohio State	1993-00	26	Walker, Denard, CB, LSU	2003			
74	Smith, Robert, DE, Grambling	1985	41	Walker, Frank, CB, Tuskegee	2010			
47	Smith, Rod, CB, Notre Dame	1996	34	Walker, Herschel, RB, Georgia	1989-91			
83	Smith, Rodney, WR, Florida State	2013-14	6	Walker, Jay, QB, Howard	1996-97			
74	Smith, Steve, DE, Michigan	1968-70	93	Walker, Jimmy, DT, Arkansas	1987			
40	Smith, Wayne, CB, Purdue	1987	25	Wallace, Jackie, CB, Arizona	1973-74			
27/21	Smoot, Fred, CB, Mississippi State	2005-06	11	Wallace, Mike, WR, Mississippi	2015			
16	Snead, Norm, QB, Wake Forest	1971	3	Walsh, Blair, K, Georgia	2012-16			
44	Snider, Matt, FB, Richmond	2001	81	Walsh, Chris, WR, Stanford	1994-02			
69	Solomon, Ariel, G, Colorado	1996	82	Walters, Troy, WR, Stanford	2000-01			
54	Solomon, Jesse, LB, Florida State	1986-89	72	Ward, John, G/DT, Oklahoma State	1970-75			
31	Spencer, Willie, RB, no college	1976	59	Warwick, Lonnie, LB, Tenn. Tech	1965-72			
44/45	Starks, Charles, FB, Mississippi	2003	20	Washington, Dewayne, C.B., N.C. State	1994-97			
34	Stankow, Tim, CB, Kent State	1987	84	Washington, Gene, WR, Michigan State	1967-72			
86	Steele, Robert, WR, North Alabama	1979	80	Washington, Harry, WR, Colorado State	1978			
26	Steeple, Robert, CB, Memphis	2013	93	Washington, Keith, DE, UNLV	1995			



# VIKINGS ALL-TIME DRAFTS

## 1961 (Drafted 1st)

1. **TOMMY MASON** (1st overall), RB, Tulane
2. **RIP HAWKINS** (15), LB, North Carolina
3. **FRAN TARKENTON** (29), QB, Georgia
4. **CHUCK LAMSON** (43), DB, Wyoming
5. **ED SHAROCKMAN** (57), DB, Pittsburgh
6. **GERALD BURCH** (71), WR, Georgia
7. **ALLEN FERRIE** (85), WR, Wagner
8. **PAUL LINDQUIST** (99), T, New Hampshire
9. **DAN SHEEHAN** (113), T, Tenn.-Chattanooga
10. **DOUG MAYBERRY** (127), RB, Utah
11. **JERRY MAVS** (141), T, SMU
12. **STEVE STONEBREAKER** (155), LB, Detroit
13. **RAYMOND HAYES** (169), RB, Cent. Oklahoma
14. **KEN PETERSON** (183), T, Utah
15. **MIKE MERCER** (197), K, Arizona State
16. **TED KARPOWICZ** (211), RB, Detroit
17. **WILLIE JONES** (225), RB, Purdue
18. **BOB VOIGHT** (239), T, Los Angeles State
19. **BILL HILL** (253), RB, Presbyterian
20. **MIKE McFARLAND** (267), QB, Western Illinois

## 1962 (Drafted 2nd)

1. NO CHOICE, traded to New York for George Shaw.
2. NO CHOICE, traded along with 11th rounder, to Cleveland for Jim Prestel, Jim Marshall, Dick Grecni, Jamie Caleb, Billy Gault and Paul Dickson.
3. **BILL MILLER** (30), WR, Miami
4. **ROY WINSTON** (45), LB, LSU
5. NO CHOICE, traded to New York for Mel Triplett, Bob Schnelker, and B. Schmidt.
6. **LARRY BOWIE** (73), K, Purdue
7. NO CHOICE, traded to Philadelphia in Jerry Reichow trade.
8. **PAUL WHITE** (101), RB, Buffalo
9. **MARSHALL SHIRK** (114), T, UCLA
10. NO CHOICE, traded to Cleveland for Bob Denton.
11. NO CHOICE, traded to Cleveland along with 2nd rounder in 1962.
12. **GARY FALLON** (157), RB, Syracuse
13. **ROGER VAN CLEEF** (170), T, SW Oklahoma
14. **PAT RUSS** (185), T, Purdue
15. **LARRY GULFORD** (198), RB, Pacific
16. **JOHN CONTOULIS** (213), T, Connecticut
17. **RON STALEY** (226), WR, Kentucky
18. **JUNIOR HAWTHORNE** (239), T, Kentucky
19. **TOMMY MINTER** (254), RB, Baylor
20. **TERRY CAGAANEN** (269), RB, Utah State

## 1963 (Drafted 3rd)

1. **JIM DUNAWAY** (31), DT, Mississippi
2. **BOBBY BELL** (16), LB, Minnesota
3. **RAY POAGE** (31), WR, Texas
4. **PAUL FLATLEY** (44), WR, Northwestern
5. **GARY KALTENBACH** (59), G, Pittsburgh
6. NO CHOICE, traded to Cleveland for T. Frankhauser, F. Cox, C. Ferguson and E. Linden.
7. NO CHOICE, traded to New York for Jim Leo.
8. **JIM O'MAHONEY** (100), LB, Miami
9. **BOB HOOVER** (115), RB, Florida
10. **TERRY KOSENS** (128), RB, Hofstra
11. **JOHN CAMPBELL** (143), LB, Minnesota
12. **JOHN SKLOPAN** (156), RB, Southern Miss.
13. **DAVE O'BRIEN** (171), G, Boston College
14. **RALPH FERRIS** (184), RB, So. Conn. St.
15. **JOHN MURIO** (199), WR, Whitworth
16. **REX MIRICH** (212), T, Arizona, 5st.-Flagstaff
17. **TOM MUNSEY** (227), RB, Concordia
18. **TOM MCINTYRE** (240), T, St. John's
19. **FRANK HORVATH** (255), RB, Youngstown
20. **MAILON KENT** (268), QB, Auburn

## 1964 (Drafted 6th)

1. **CARL ELLER** (6), DE, Minnesota
2. **HAL BEDSOLE** (19), TE, USC
3. **GEORGE ROSE** (34), DB, Auburn
4. (A) NO CHOICE, traded to Chicago for Bill Brown.
5. (B) **TOM KEATING** (53), T, Michigan, from N.Y. Giants as part of Hugh McElhenry trade.
6. **JOHN KIRBY** (62), LB, Nebraska
7. **BOB LACEY** (75), WR, North Carolina
8. **VES BRVANTZ** (90), T, Arkansas
9. **BILL McWATTERS** (103), RB, North Texas St.
10. **DARRELL LESTER** (118), RB, McNeese
11. NO CHOICE, traded to L.A. Rams for Tom Wilson.
12. **H.O. ESTES** (146), G, East Central Okla.
13. **WALTER SANDS** (159), WR, Texas
14. **RUSS VOLLMER** (174), DB, Memphis St.
15. **TOM MICHEL** (187), RB, East Carolina
16. **MONTY KIFFIN** (202), T, Nebraska
17. **CARLTON DATES** (215), DE, Florida A&M
18. **JERRY McCLURG** (230), DE, Colorado
19. **CARL ROBINSON** (243), DT, Prairie View
20. **DICK SCHOTT** (258), DE, Louisville
21. **MILT SUNDE** (271), G, Minnesota

## 1965 (Drafted 8th)

1. **JACK SNOW** (8), WR, Notre Dame
2. (A) **ARCHIE SUTTON** (15), T, Illinois, from N.Y. Giants as part of the Hugh McElhenry trade.
3. (B) **LANCE RENTZEL** (23), RB, Oklahoma
4. NO CHOICE, traded to Pittsburgh for Bob Ferguson.

4. (A) **JIM WHALEN** (51), WR, Boston Coll.
5. (B) **JIM HARRIS** (55), DT, Utah State, from Cleveland for Mike Bunda.
6. NO CHOICE, traded to Detroit for Tom Hall and Bruce Zellmer.
7. **JIM GRISHAM** (79), RB, Oklahoma
7. NO CHOICE, traded to Detroit for Mike Bunda and Larry Vargo.
8. (A) **JOHN HANKINSON** (100), QB, Minnesota, from San Francisco for Roy Williams.
8. (B) **JEFF JORDAN** (107), DB, Tulsa
9. **FRANK McCLENDON** (120), DT, Alabama
10. **JERRY SCHWEIGER** (135), T, Superior St.
11. **JOHN THOMAS** (148), WR, USC
12. **MIKE TILLEMANN** (163), DT, Montana
13. **DAVE OSBORN** (176), RB, North Dakota
14. **MAX LEETZOW** (191), DE, Idaho
15. **PHIL MORGAN** (204), RB, East Tenn.
16. **PAUL LABINSKI** (219), DT, St. John's
17. **VERAN SMITH** (232), LB, Utah State
18. **RICHARD KOTTIE** (247), WR, Wagner
19. **ELLIS JOHNSON** (260), RB, SE Louisiana
20. **COSMO IACAVAZZI** (275), RB, Princeton

## 1966 (Drafted 7th)

1. **JERRY SHAY** (7), DT, Purdue
2. **JOHN LINDSEY** (27), RB, Arkansas
3. **DON HANSEN** (42), LB, Illinois
4. **RON ACKES** (76), DB, Illinois
5. (A) **DOUG DAVIS** (72), T, Kentucky
5. (B) **BOB HALL** (76), DB, Brown, from Chicago for Palmer Pyle.
6. (A) **WIBER AYLOR** (83), T, S.W. Texas St., from N.Y. Giants for Bill Swain.
6. (B) NO CHOICE, traded to Detroit for Mike Bunda and Larry Vargo.
7. **BOB MEERS** (106), WR, Massachusetts
8. **NO CHOICE**, traded to Baltimore for the rights to Larry Kramer.
9. **RON GREEN** (134), WR, North Dakota
10. NO CHOICE, traded to Detroit for Gary Lowe.
11. **STAN QUINTANA** (162), DB, New Mexico
12. **BOB PETRELLA** (181), DB, Tennessee
13. **LARRY MARTIN** (195), T, San Diego St.
14. **HOWARD TWILLEY** (209), WR, Tulsa
15. **HUGH WRIGHT** (223), RB, Adams State
16. **JIM WILLIAMS** (237), DB, Arkansas
17. **MARLENE BEARD** (256), WR, Virginia Union
18. **DON GRECO** (270), T, Illinois
19. **JESSE STOKES** (284), DB, Corpus Christi
20. NO CHOICE, traded to Philadelphia for Billy Ray Barnes.

## 1967 (Drafted Alternately 8th and 7th)

1. (A) **CLINTON JONES** (2), RB, Michigan State, from NY Giants as part of the Tarkenton trade.
1. (B) **GENE WASHINGTON** (8), WR, Michigan State
1. (C) **ALAN PAGE** (15), DT, Notre Dame. Choice from L.A. Rams for Hal Bedsole, Tommy Mason and 2nd round draft choice in 1967.
2. **BOB GRIM** (28), WR, Oregon State. Choice from N.Y. Giants.
2. **NO CHOICE**, traded to LA Rams.
3. **EARL DENNY** (61), RB, Missouri
4. **ALVIN COLEMAN** (87), DB, Tenn. A&I
5. **KEN LAST** (115), RB, Minnesota
6. NO CHOICE, traded to Pittsburgh for Phil King.
7. **BOBBY BRYANT** (167), DB, South Carolina
8. NO CHOICE, traded to Pittsburgh for Dave Tobey.
8. **JOHN BEASLEY** (197), TE, California, Choice from Washington.
9. **BILL MORRIS** (219), G, Holy Cross
10. **PETE TATMAN** (244), RB, Nebraska
11. **BOB TRYSTADT** (271), DT, Washington St.
12. **FRED CREMER** (296), DT, St. John's
13. **CHARLES HARDT** (323), DB, Tulsa
14. **JIM HARGROVE** (348), LB, Howard Payne
15. **JAMES SHEA** (375), DE, E. New Mexico
16. **GENE BEARD** (400), DB, Virginia Union
17. **DICK WAGONER** (427), DB, Bowling Green



Gene Washington, Michigan State

## 1968 (Drafted 6th)

1. (A) **RON VARY** (0), T, USC, Choice from N.Y. Giants as part of Tarkenton trade.
1. (B) NO CHOICE, traded to New Orleans for Gary Cuzzo.
2. **CHARLIE WEST** (33), DB, Texas-El Paso

3. (A) NO CHOICE, traded to Pittsburgh for Brady Keys.
3. (B) **MIKE McGILL** (76), LB, Notre Dame. Choice from Dallas for Lance Rentzel.
4. **MIKE FREEMAN** (89), DB, Fresno State
5. NO CHOICE, traded to Washington for Bob Breitenstein.
6. **BOB GOODRIDGE** (144), WR, Vanderbilt
7. (A) **OSCAR REED** (167), RB, Colorado State. Choice from Atlanta for Ron VanderKelen.
7. (B) **LENNY SLOW** (171), RB, Georgia Tech
8. **HANK URBANOWICZ** (198), DT, Miami
8. **MIKE DONOHUE** (225), TE, San Francisco
10. **TOM SAKAL** (250), DB, Minnesota
11. **BILL HAYS** (279), WR, Omaha
12. **HOWIE SMALL** (308), K, Rhode Island
13. **DICK WHERRY** (333), WR, Northern St.
14. **DOM EVANS** (360), T, Arkansas AMN
15. **JIM HAYNIE** (387), RB, West Chester St.
16. **LARRY KUCHARIK** (414), DB, Boston Coll.
17. (A) **BOB LEE** (441), QB, Pacific
17. (B) **BILL HILL** (445), G, Tennessee Tech, Choice from Detroit.

## 1969 (Drafted 17th)

1. NO CHOICE, traded to New Orleans for Gary Cuzzo.
2. (A) **ED WHITE** (39), G, California. Choice from N.Y. Giants as a part of Tarkenton trade.
2. (B) **VOLLY MURPHY** (43), WR, UTEP
3. NO CHOICE, traded to Philadelphia for Phil King.
4. **MIKE McCAFFREY** (95), LB, California
5. (A) **JIM BARNES** (106), G, Arkansas. Choice from Atlanta for Ron VanderKelen.
5. (B) **MIKE O'SHEA** (117), WR, Utah State. Choice from Pittsburgh for Bobby Walden.
5. (C) **CORNY DAVIS** (118), RB, Kansas St.
6. **MARION BATES** (142), DB, Tex. Southern
7. NO CHOICE, traded to Washington along with Marlin McKeever for Paul Krause.
8. **HARRISON WOOD** (199), WR, Washington
9. **TOM FINK** (225), G, Minnesota
10. **TOM McCAULEY** (253), WR, Wisconsin
11. **BRIAN DOWLING** (277), QB, Yale
12. **NOEL JENSEN** (303), LB, Minnesota
13. **JIM MOYLAN** (329), DT, Texas Tech
14. **JOHN HAWK** (355), C, S.W. Texas St.
15. **EUGENE MOSLEY** (381), TE, Jackson St.
16. NO CHOICE, traded to Detroit for 17th choice in 1968.
17. **WENDELL HUSTLEY** (433), DB, Texas A&M

## 1970 (Drafted 25th)

1. **JOHN WARD** (25), Oklahoma State
2. **BILL CAMPBELL** (51), QB, Florida St.
3. **CHUCK BURGOON** (77), LB, North Park
4. NO CHOICE, traded to New Orleans for Kent Kramer.
5. **GREG JONES** (129), RB, UCLA
6. NO CHOICE, traded to Pittsburgh for Tony Jeter.
7. **HAP FARBIE** (181), LB, Mississippi
8. **MIKE CARROLL** (206), G, Missouri
9. **GEORGE MORROW** (233), DE, Mississippi
10. **STU VOICIT** (260), TE, Wisconsin
11. **GOFFREY ZAUNBRECHER** (286), C, LSU
12. **JAMES HOLLAND** (311), DB, Jackson St.
13. **ROBERT PEARCE** (337), DB, S.F. Austin
14. **TOM SPINKS** (363), WR, Louisiana Tech
15. **BENNIE FRONCO** (388), DE, Chadron
16. **BRUCE CERONE** (417), WR, Emporia St.
17. **BRIAN HEALY** (441), DB, Michigan

## 1971 (Drafted 24th)

1. **LEO HAYDEN** (24), RB, Ohio State
2. NO CHOICE, traded to Philadelphia as part of Norm Sneed trade.
3. **EDDIE HACKETT** (76), WR, Alcorn A&M
4. **VINCE CLEMENTS** (102), RB, Connecticut
5. NO CHOICE, Choice traded to Pittsburgh for Kent Nix.
6. NO CHOICE, traded to Philadelphia for Norm Sneed.
7. **GENE MACK** (180), LB, Texas-El Paso
8. **JOHN FARLEY** (208), DE, J.C. Smith
9. **TIM SULLIVAN** (232), RB, Iowa
10. **CHRIS MORRIS** (258), G, Indiana
11. **MIKE WALKER** (284), LB, Tulane
12. **REGGIE HOLMES** (310), DB, Stout State
13. **BENNY FRY** (336), G, Houston
14. **JIM CALLAHAN** (362), LB, Yale
15. **JEFF WRIGHT** (388), DB, Minnesota
16. **GREG EDMONDS** (413), WR, Penn State
17. **KEN DUNCAN** (439), P, Tulsa

## 1972 (Drafted 24th)

1. (A) **JEFF SIEMON** (10), LB, Stanford. Choice from New England for Joe Kapp.
1. (B) NO CHOICE, traded to NY Giants as a part of Tarkenton trade.
2. **DAVID MARINAR** (50), RB, Cornell
3. (A) **BART BUETOW** (59), T, Minnesota. Choice from Green Bay for the rights to Z. Bratkowski.
3. (B) NO CHOICE, traded to Philadelphia as part of the Norm Sneed trade.

- NO C CHOICE, traded to Denver for Al Denison.
- NO CHOICE, traded to LA Rams for Ted Provost.
- AMOS MARTIN (154), LB, Louisville
- BILL SLATER (181), DE, Western Michigan
- CHARVIN EDMERY (206), WR, Arizona St.
- CHARLES CODY (232), G, Florida A&M
- WILLIE ALDRIDGE (258), RB, South Carolina St.
- WILLIE McKELETON (284), DB, Southern
- BOB BANAUHA (310), DB, Montana St.
- FRANKLIN ROBERTS (336), RB, Alcorn A&M
- MARV OWENS (361), RB, San Diego St.
- MIKE SIVERT (386), G, East Tennessee St.
- NEIL GRAFF (414), OB, Wisconsin
- DICK SCHMALZ (440), WR, Auburn

## 1973 (Drafted Alternately 12th, 13th, 14th)

- CHUCK FOREMAN (73), RB, Miami
- AJAMIE WALLACE (94), DB, Arizona. Choice from St. Louis in John Gilliam for Gary Cuzzo trade.
- NO CHOICE, Traded to NY Giants as a part of Tankerton trade.
- JIM LASH (65), WR, Northwestern
- MIKE WELLS (80), QB, Illinois. Choice from Philadelphia in Bill Caplemann trade.
- NO CHOICE, traded to Kansas City for Mike Irschid.
- BRENT McCLANAHAN (118), RB, Arizona St.
- DOUG KINGSRITER (139), TE, Minnesota. Choice from New Orleans along with 1974 4th choice for Bob Brown.
- FRED ABBOTT (143), LB, Florida
- JOSH BROWN (168), RB, S.W. Texas St.
- CRAIG DARLING (196), T, Iowa
- GARY DIBBLE (231), DE, New Mexico
- RANDY LEE (256), P, Tulane. Choice from Philadelphia for Bill Cody.
- DAVE MASON (246), DB, Nebraska
- GEARY MURDOCK (274), T, Iowa State
- ALAN SPENCER (299), WR, Pittsburg St.
- RON JUST (324), G, Minor State
- EDDIE BISHOP (352), DB, Southern
- TONY CHANDLER (377), RB, Missouri Valley
- LARRY SMILEY (402), DE, Texas Southern
- DAVE WINFIELD (429), TE, Minnesota

## 1974 (Drafted 25th)

- FRED McNEILL (17), LB, UCLA. Choice from Atlanta along with Bob Berry for Bob Lee and Lonnie Warwick.
- STEVE RILEY (25), T, USC
- JOHN HOLLAND (29), WR, Tennessee State. Choice from San Diego along with 3rd choice for C. Jones and C. Gersbach.
- MATT BLAIR (51), LB, Iowa State
- STEVE CRAIG (64), TE, Northwestern. Choice from San Diego.
- SCOTT ANDERSON (77), C, Missouri
- MIKE TOWNSEND (86), DB, Notre Dame. Choice from New Orleans as part of Bob Brown trade.
- NO CHOICE, traded to Cincinnati for Steve Lawson.
- JAMES FERGUSON (120), DB, Stanford. Choice from Denver along with Rod Sherman for Gene Washington.
- NO CHOICE. Choice from Los Angeles for Charles Stokes. Traded to Philadelphia for Ron Porter.
- NO CHOICE. traded to Baltimore for Charles Stokes in 1973.
- MARK KELLAR (155), RB, No. Illinois
- FRED TABRON (181), RB, S.W. Missouri
- BERL SIMMONS (207), K, TCU
- SAM McCULLUM (232), WR, Montana St.
- BARRY REED (258), RB, Penn State
- DAVID BOONE (285), DE, Michigan
- RANDY POLL (312), DB, Stanford
- GARY KELLER (337), DT, Utah
- ALAN DIXON (363), RB, Harding
- KURT WACHTLER (389), DT, St. John's
- JOHN GOEBEL (415), RB, St. Thomas
- EARL GARRETT (441), DB, Boston State

## 1975 (Drafted 25th)

- MARK MULLANEY (25), DE, Colorado St.
- ART RILEY (52), DT, USC
- NO CHOICE, traded to New Orleans for Andy Maurer
- ARLO HENSON (89), RB, Ohio St. Choice from Detroit for Charlie West.
- BRUCE ADAMS (103), WR, Kansas
- ROBERT MILLER (129), RB, Kansas
- BUBBA BROUSSARD (155), LB, Houston
- HENRY GREENE (181), RB, Southern
- JOE HOLLIMON (207), RB, Arkansas St.
- JOHN PASSANANTO (233), G, W. Illinois
- NEIL LABON (258), P, Tennessee
- IKE SPENCER (285), RB, Utah
- MIKEY BEAMON (311), DB, East Texas St.
- ART HURD (336), WR, Michigan State
- MIKE STRICKLAND (363), RB, Michigan
- OLLIE BAKKEN (388), LB, Minnesota
- TOM GOEDJEN (414), K, Iowa State
- ADOLPH BELLIZARE (441), RB, Penn St.

## 1976 (Drafted Alternately 25th and 26th)

- JAMES WHITE (25), DT, Oklahoma State
- SAMMY WHITE (54), WR, Grambling
- WES HAMILTON (85), C, Tulsa
- LEONARD WILLIS (118), WR, Ohio State
- STEVE WAGNER (133), DB, Wisconsin. Choice from Atlanta for Oscar Reed.
- KEITH BARNETTE (150), RB, Boston Coll.
- TERRY EGERDAHL (180), WR/DB, Minnesota-Duluth.
- LARRY BRUNE (206), DB, Rice
- NO CHOICE, traded to New England along with 6th choice in 1977 for Doug Dumler.
- ISAAC HAGINS (262), WR/RS, Southern
- BILL SALMON (289), OB, Northern Iowa
- STEVE KRACHER (318), RB, Montana St.
- ROBERT SPARKS (345), DB, San Francisco St.
- GARY PAULSON (372), DE, Colorado St.
- JEFF STARON (401), T, Purdue
- RON GROCE (428), RB, Macalester
- RANDY HICKEL (457), DB, Montana St.
- DICK LUKOWSKI (484), DT, West Virginia

## 1977 (Drafted 27th)

- TOMMY KRAMER (27), OB, Rice
- DENNIS SWILLEY (55), G, Texas A&M
- TOM HANNON (83), S, Michigan State
- NO CHOICE, traded to Seattle along with Bob Lutzema for Ahmad Rashad.
- KEN MOORE (138), TE, Northern Illinois
- NO CHOICE, traded to New England for Doug Dumler.
- NO CHOICE, traded to Cincinnati for Orlando Nelson.
- CLINT STROZIEDER (222), S, USC
- SCOTT STUWELL (250), LB, Illinois
- DAVE HEYER (278), K, Illinois
- KEITH HERTWIG (305), WR, Arizona
- JIM KELLEHER (335), RB, Colorado

## 1978 (Drafted Alternately 21st, 20th, 24th, 23rd, 22nd)

- RANDY HOLLOWAY (21), DE, Pittsburgh
- JOHN TURNER (48), CB, Miami
- WHIP WALTON (75), LB, San Diego St.
- JIM HOUGH (100), C, Utah State
- NO CHOICE, traded to the NY Giants for Bob Tucker.
- NO CHOICE, traded to San Francisco for Nate Allen.
- NO CHOICE, traded to Philadelphia for Bill Bradley.
- MIKE WOOD (204), K, S.E. Missouri. Choice from Seattle for Amos Martin and Autry Beamon.
- NO CHOICE, traded to NY jets for Phil Wise in 1977.
- MIKE DEUTSCH (240), P, Colorado St.
- HUGHIE SHAW (272), RB, Texas A&I
- RON HARRIS (299), RB, Colorado St.
- JEFF MORROW (326), T, Minnesota

## 1979 (Drafted Alternately 16th and 17th)

- TED BROWN (16), RB, North Carolina St.
- DAVE HUFFMAN (43), C, Notre Dame
- Forfeited
- STEVE DILS (97), OB, Stanford
- JERRY METER (129), LB, Michigan
- JOE JENSEN (152), TE, West Chester St.
- BOB WINKEL (181), DT, Kentucky
- NO CHOICE, traded to Baltimore for Frank Myers.
- BILLY DIGGS (236), WR, Winston-Salem
- NO CHOICE, traded to NY jets for Phil Wise.
- BRIAN NELSON (291), WR, Texas Tech
- DAVID STEPHENS (317), LB, Kentucky

## 1980 (Drafted Alternately 9th, 10th, 11th)

- DOUG MARTIN (9), DT, Washington
- WILLIE TEAL (30), CB, LSU. Choice from San Francisco for 2nd and 3rd choice in 1980.
- NO CHOICE, traded to San Francisco for 2nd rounder in 1980.
- NO CHOICE, traded to San Francisco for 2nd rounder in 1980.
- BRENT BOYD (68), G/C, UCLA. Choice from New Orleans in Steve Riley trade.
- DENNIS JOHNSON (92), LB, USC
- DOUG PASCHAL (121), RB, North Carolina
- PAUL JONES (122), RB, California, from New Orleans in Steve Riley trade.
- RAY YAKAVONIS (148), DE, East Stroudsburg St.
- HENRY JOHNSON (174), LB, Georgia Tech
- NO CHOICE, traded along with Carl Eller to Seattle for Steve Nelhaus
- DENNIS MOSLEY (232), RB/WR, Iowa
- KEN BROWN (258), WR/RS, Nebraska
- SAM HARRELL (288), RB, East Carolina
- THOMAS LANE (315), S, Florida A&M

## 1981 (Drafted Alternately 18th, 17th, 16th)

- NO CHOICE, traded to Baltimore for two 2nd and a 5th round choice in 1981.
- AR MURPHY MCODLE (39), WR, Mississippi, Choice from Baltimore for 1st choice in 1981.
- ROBIE SENDELEN (148), LB, Texas
- JARVIS REDWINE (52), RB, Nebraska. Choice from Baltimore.

- NO CHOICE, to New Orleans in Steve Riley trade.
- TIM IRWIN (74), T, Tennessee. Choice from New England for Chuck Foreman.
- JOHN SWAIN (101), DB, Miami (Fla.)
- WENDELL RAY (123), DE, Missouri. Choice from Baltimore.
- NO CHOICE, traded to New Orleans in Steve Riley trade.
- NO CHOICE, traded to Miami for Jim Langer.
- DOC SHAFER (184), RB, Kutztown St.
- DAVE WINDHAM (210), OB/P, East Texas St.
- NO CHOICE, traded to Seattle for Nick Bebout.
- JAMES MURPHY (266), WR, Utah State
- WILLIAM STEPHANOS (293), T, Boston Coll.
- BRIAN WILLIAMS (320), TE, Southern

## 1982 (Drafted Alternately 7th, 11th, 10th, 9th, 8th, 7th)

- DARRIN NELSON (7), RB, Stanford
- TERRY TAUSCH (39), T, Texas
- NO CHOICE, traded to New Orleans for Tony Galbreath.
- JIM FAHNHORST (92), LB, Minnesota
- NO CHOICE, traded to Miami for Langer.
- GREG STORER (147), LB, Boston College
- STEVE JORDAN (173), TE, Brown
- KIRK HARMON (206), LB, Pacific
- BRYAN HOWARD (239), S, Tennessee St.
- GERALD LUCEAR (260), WR, Temple
- CURTIS ROURC (286), G, Chattanooga
- HOBSON MILNER (318), RB, Cincinnati

## 1983 (Drafted Alternately 19th, 18th, 17th, 16th, 15th)

- JOE BROWNER (19), DB, USC
- NO CHOICE, traded to Philadelphia for Charlie Johnson
- WALKER LEE ASHLEY (73), LB, Penn St.
- MARK RUSH (100), RB, Miami (Fla.)
- MARK STEWART (127), LB, Washington
- MIKE JONES (159), WR, Tennessee St.
- CARL LEE (186), DB, Marshall
- RODD BROWN (213), TE, Georgia
- RON ACHTER (239), WR, Toledo
- AL MELVIN BROWN (255), DB, Mississippi, Choice from L.A. Rams for Ron Yancy.
- WALTER TATE (266), C, Tennessee St.
- BRIAN BUTCHER (298), G, Clemson
- MAURICE TURNER (325), RB, Utah St.



Carl Lee, Marshall University

## 1984 (Drafted Alternately 13th, 12th, 11th, 15th, 14th)

- KEITH MILLARD (13), DE, Washington St.
- NO CHOICE, traded to Houston for Archie Manning.
- ALFRED ANDERSON (67), RB, Baylor
- NO CHOICE, traded to Houston for Dave Casper.
- NO CHOICE, traded to LA Raiders for 5th, 7th, and 11th choices in 1984.
- ALLEN RICE (140), RB, Baylor. Choice from L.A. Rams.
- DWIGHT COLLINS (154), WR, Pittsburgh
- JOHN HAINES (180), DT, Texas
- LOVY LEWIS (96), G, Texas A & I, Choice from L.A. Raiders.
- PAUL SVERCHICK (208), DT, Cal Poly-SLO
- KEITH OLD (235), WR, Arkansas
- JAMES SPENCER (268), LB, Oklahoma St.
- ADWEG PICKETT (295), LB, Clemson
- LAURENCE THOMPSON (308), WR, Miami (Fla.), Choice from LA Raiders.
- MIKE A. JONES (321), RB, No. Carolina A&T

## 1985 (Drafted Alternately 2nd, 3rd)

- NO CHOICE, traded to Atlanta for 1st and 3rd choice in 1985.
- CHRIS DOLEMAN (4), LB, Pittsburgh. Choice from Atlanta.
- ISSAC HOLT (30), CB, Alcorn St.
- KIRK LOEWERMLIK (59), C, Ohio St.
- BM TIM MEMBER (68), LB, Washington. Choice from Atlanta.
- TIM LONG (66), T, Memphis State. Choice from San Diego for John Turner.
- GEORGE "Buster" RIVHINES (85), WR, Oklahoma
- KYLE MORRELL (106), S, BYU. Choice from LA Rams for Steve Dils.
- MARK MACDONALD (115), G, Boston Coll.
- STEVE BONO (142), QB, UCLA

- (B) TIM NEWTON** (164), NT, Florida. Choice from L.A. Raiders for Brad Van Pelt.
- NO CHOICE**, traded to Green Bay at Stan Steneger.
- NIKITA BLAIR** (198), LB, Texas El Paso
- JAMIE COVINGTON** (227), RB, Syracuse
- IJUAN JOHNSON** (254), WR, Langston
- TIM WILLIAMS** (283), DB, North Carolina A&T
- BYRON JONES** (310), DT, Tulsa

**1986 (Drafted Alternately 9th, 8th, 7th, 11th, 10th)**

- (A) GERALD ROBINSON** (14), DE, Auburn. Choice from San Diego.
- (B) NO CHOICE**, traded to San Diego for San Diego's 1st and 3rd choice in 1986.
- (A) NO CHOICE**, traded to N.Y. Giants for Gary Zimmerman.
- (B) NO CHOICE**, traded to Miami for Anthony Carter.
- (C) Choice from L.A. Raiders for Brad Van Pelt** traded to NY Giants for Gary Zimmerman.
- NO CHOICE**, traded to San Diego.
- JOE PHILLIPS** (93), DT, SMU
- HASSAN JONES** (120), WR, Florida St.
- THOMAS ROOKS** (147), RB, Illinois
- CARL HILTON** (179), TE, Houston
- GARY SCHIPPANG** (206), T, West Chester St.
- MIKE SLATON** (232), DB, South Dakota
- JOE CORMIER** (259), TE, WR, USC
- JOHN ARMSTRONG** (286), WR, Richmond
- JESSE SOLOMON** (318), LB, Florida St.

**1987 (Drafted 16th)**

- (A) D.J. DOZIER** (14), RB, Penn State. Choice from Miami for 1st and 5th choices in 1987.
- (B) NO CHOICE**, traded to Miami.
- RAY BERRY** (44), LB, Baylor
- HENRY THOMAS** (72), NT, LSU
- REGGIE RUTLAND** (100), S, Georgia Tech
- NO CHOICE**, traded to Miami.
- GREG RICHARDSON** (156), WR/KR, Alabama
- NO CHOICE**, traded to Seattle for John Harris.
- RICK FENNEY** (211), RB, Washington
- LEONARD JONES** (239), S, Texas Tech
- ROBERT RILEY** (267), T, Indiana
- BRENT PEASE** (295), DB, Montana
- KEITH WILLIAMS** (323), DT, Florida



Henry Thomas, LSU

**1988 (Drafted Alternately 19th, 15th, 16th, 17th, 18th)**

- RANDALL Mc DANIEL** (19), C, Arizona St.
- (A) NO CHOICE**, to Denver for Denver's 2nd, 4th, and 6th choices in 1988.
- (B) BRAD EDWARDS** (54), S, South Carolina. Choice from Denver.
- AL NOGA** (71), DT, Hawaii
- (A) NO CHOICE**, to New England along with 11th choice in Rich Gannon trade.
- (B) TODD KALIS** (108), G, Arizona State. Choice from Denver.
- DARRELL FULLINGTON** (124), S, Miami
- (A) NO CHOICE**, traded to Miami for Greg Koch.
- (B) DERRICK WHITE** (164), CB, Oklahoma. Choice from Denver.
- BRAD BECKMAN** (183), TE, Nebraska-Omaha
- JOE CAIN** (210), LB, Oregon Tech
- PAUL McDOWAN** (237), LB, Florida State
- BRIAN HABIB** (264), DT, Washington
- NORMAN FLOYD** (295), S, South Carolina. Choice from New England for 5th rounder in 1989.
- NO CHOICE**, traded to New England in Rich Gannon trade.
- NO CHOICE**, traded to NY Giants.

**1989 (Drafted 24th)**

- NO CHOICE**, traded to Pittsburgh for Mike Merriweather.
- DAVID BRAXTON** (52), LB, Wake Forest
- JOHN HUNTER** (80), T, BYU
- DARRYL INGRAM** (108), TE, California
- Exercised in 1988 Supplemental Draft for Ryan Bethea, WR, South Carolina.
- JEFF MICKEL** (163), T, Auburn
- BENJI ROLAND** (191), NT, Auburn
- ALEX STEWART** (219), DE, Cal. State-Fullerton
- NO CHOICE**, traded to New England for 11th choice in 1988.
- NO CHOICE**, traded to Miami for Greg Koch.
- BRAD BAXTER** (303), RB, Alabama State

- (A) SHAWN WOODSON** (331), LB, James Madison
- (B) EVERETT ROSS** (335), WR/KR, Ohio State. Choice from LA Raiders for 11th choice in 1990.

**1990 (Drafted Alternately 23rd, 22nd, 21st)**

- NO CHOICE**, traded to Dallas in Herschel Walker trade.
- NO CHOICE**, traded to Dallas in Herschel Walker trade.
- (A) MIKE JONES** (54), TE, Texas A&M. Choice from Dallas in Herschel Walker trade.
- (B) MARION HOBBS** (74), DE, Tennessee
- ALONZO HAMPTON** (104), CB, Pittsburgh
- (A) REGGIE THORNTON** (116), WR, Bowling Green. Choice from San Diego through Dallas in Herschel Walker trade.
- (B) CEDRIC SMITH** (131), RB Florida
- NO CHOICE**, traded to Dallas in Herschel Walker trade.
- JOHN LEVELIS** (188), LB, C.W. Post
- CRAIG SCHLICHTING** (214), DE, Wyoming
- TERRY ALLEN** (241), RB, Clemson
- (A) PAT NEWMAN** (249), WR, Utah St., Choice from Dallas in Herschel Walker trade.
- (B) DONALD SMITH** (271), CB, Liberty
- NO CHOICE**, traded to LA Raiders for 12th choice in 1989.
- RON GOETT** (324), LB, Minnesota

**1991 (Drafted Alternately 12th, 11th, 10th, 9th, 8th, 7th)**

- NO CHOICE**, traded to Dallas in Herschel Walker trade.
- NO CHOICE**, traded to Dallas in Herschel Walker trade.
- (A) CARLOS JENKINS** (65), LB, Michigan St.
- (B) JAKE REED** (68), WR, Grambling. Choice from Dallas in Herschel Walker trade.
- RANDY BALDWIN** (92), RB, Mississippi
- CHRIS THOME** (119), C/G, Minnesota
- NO CHOICE**, traded to L.A. Raiders.
- TODD SCOTT** (163), S, SW Louisiana. Choice from LA Raiders.
- (A) SCOTT REACAN** (179), DT, Humboldt
- (B) TRIPP WELBORN** (180), S, Michigan. Choice from LA Raiders.
- REGGIE JOHNSON** (206), DE, Arizona
- GERALD HUDSON** (232), RB, Oklahoma St.
- BRADY PIERCE** (259), T, Wisconsin
- IVAN CAESAR** (286), LB, Boston College
- DARREN HUGHES** (313), WR, Carson-Newman

**1992 (Drafted Alternately 13th, 12th, 15th, 14th)**

- NO CHOICE**, to Dallas in Herschel Walker trade.
- ROBERT HARRIS** (39), DE, Southern. Choice from Seattle in Keith Millard trade.
- NO CHOICE**, to Dallas in Herschel Walker trade.
- NO CHOICE**, to Dallas in Herschel Walker trade.
- ROY BARKER** (98), DT, North Carolina
- ED Mc DANIEL** (125), LB, Clemson
- MIKE CADDS** (152), RB, Oklahoma
- DAVID WILLIAMS** (183), S, California
- LUKE FISHER** (210), TE, East Carolina
- (A) BRAD JOHNSON** (227), QB, Florida St., Choice from Tampa Bay in Jimmy Williams trade.
- (B) RONNIE WEST** (237), WR, Pittsburg St
- CHARL CULPEPPER** (264), DT, Florida
- BRADLEY EVANS** (295), RB, Clark
- JOE RANDOLPH** (322), WR, Elon

**1993 (Drafted Alternately 21st, 24th, 23rd, 22nd, 21st, 20th)**

- ROBERT SMITH** (21), RB, Ohio St.
- QADRY ISMAIL** (52), WR, Syracuse
- (A) JOHN GERAKE** (57), G, Penn St., Choice from Seattle in Keith Millard trade.
- (B) GILBERT BROWN** (97), DT, Kansas
- ASHLEY SHEPPARD** (106), LB, Clemson
- EVERETT LINDSAY** (133), T, Mississippi
- NO CHOICE**, traded to Washington for George Hinkle and Joe Johnson
- GINO TORRETTA** (192), QB, Miami
- NO CHOICE**, traded to San Francisco for Keith Henderson.

**1994 (Drafted Alternately 19th, 18th, 17th, 16th, 20th)**

- (A) DEWAYNE WASHINGTON** (18), CB, North Carolina St. Choice from Denver in Gary Zimmerman trade.
- (B) TODD STEUSSIE** (19), T, California
- (A) DAVID PALMER** (40), WR/RB, Alabama. Choice from Atlanta in Chris Doleman trade.
- (B) NO CHOICE**, Compensation choice to Atlanta in Chris Doleman trade.
- (C) NO CHOICE**, to LA Raiders for 2nd and 4th choices in 1994.
- (D) FERNANDO SMITH** (55), DE, Jackson St.
- Choice from L.A. Raiders in exchange of draft picks.
- NO CHOICE**, to Pittsburgh in Adrian Cooper trade.
- (A) NO CHOICE**, to Houston in Warren Moon trade.
- (B) MIKE WELLS** (125), DT, Iowa. Choice from LA Raiders in exchange of draft picks.
- (A) SHIELLY HAMMONDS** (134), CB, Penn State. Choice from Washington in Rich Gannon trade.

- (B) NO CHOICE**, to Kansas City in Barry Word trade.
- (A) ANDREW JORDAN** (179), TE, Western Carolina. Choice from Denver in Gary Zimmerman trade.
- (B) NO CHOICE**, to Pittsburgh in Adrian Cooper trade.

- PETE BERICCH** (211), LB, Notre Dame

**1995 (Drafted Alternately 24th, 23rd, 25th)**

- (A) DERRICK ALEXANDER** (11), DE, Florida State. Choice from Denver through Atlanta in Chris Doleman trade.
- (B) KOREY STRINGER** (42), T, Ohio State
- (A) DRDLAND THOMAS** (24), S, SW Louisiana. Choice from Denver in Gary Zimmerman trade.
- (B) COREY FULLER** (53), CB, Florida State
- NO CHOICE**, to Houston in Warren Moon trade.
- (A) CHAD MAY** (121), QB, Kansas St. Choice from Denver for 4th and 6th choices in 1995.
- (B) NO CHOICE**, traded to Denver.
- JAMES STEWART** (157), RB, Miami
- (A) NO CHOICE**, traded to Denver.
- (B) JOHN SOLOMON** (196), LB, Sam Houston State. Choice from NY Giants in Vencie Glenn trade.
- (A) JOSE WHITE** (232), DT, Howard
- (B) JASON FISK** (243), DT, Stanford. Compensatory Selection.

**1996 (Drafted Alternately 16th, 15th, 14th, 17th)**

- DUANE CLEMONS** (16), LB, California
- MIKE MANLEY** (45), DT, Vanderbilt
- MOE WILLIAMS** (75), RB, Kentucky
- (A) HUNTER GOODWIN** (97), TE, Texas A&M. Choice from Arizona in exchange of draft picks.
- (B) NO CHOICE**, Traded to Arizona in exchange of draft picks.
- (A) SEAN BOYD** (137), S, North Carolina. Choice from NY Giants in Vencie Glenn trade.
- (B) NO CHOICE**, Traded to Arizona in exchange of draft picks.
- NO CHOICE**, to NY Giants in Vencie Glenn trade.
- JOE MERRILL** (223), DL, Duke.

**1997 (Drafted Alternately 20th, 19th, 18th, 17th, 21st)**

- DWAYNE RUDD** (20), LB, Alabama
- TORRIAN CRY** (49), S, Virginia Tech
- STALIN COLINER** (78), DE, Boston College
- ANTONIO BANKS** (113), CB, Virginia Tech
- TONY WILLIAMS** (151), DT, Memphis
- ROBERT TATE** (183), WR, Cincinnati
- (A) ARTIE ULLERY** (220), LB, Valdosta St.
- (B) MATTHEW HATCHEE** (235), WR, Langston. Compensatory Selection.

**1998 (Drafted Alternately 21st, 20th, 19th, 18th, 21st)**

- RANDY MOSS** (21), WR, Marshall
- KAILIE WONG** (51), LB, Stanford
- RAMOS Mc DANIEL** (80), DB, New Mexico
- KIVUISAMA MOYS** (116), LB, North Carolina
- KERRY CARY** (144), SS, Iowa
- MATT BIRK** (173), DT, Harvard
- (A) CHESTER WARDNETT** (208), LB, Arizona
- (B) TONY DARNEN** (225), CB, Texas Tech. Compensatory Selection.

**1999 (Drafted 29th)**

- (A) DAUNTE CULPEPPER** (11), QB, Central Florida. Choice from Washington in Brad Johnson trade.
- (B) DIMITRIOS UNDERWOOD** (29), DE, Michigan St.
- (A) JIM KLEINSASSER** (44), TE, North Dakota. Choice from Pittsburgh in exchange of draft picks.
- (B) NO CHOICE**, Traded to Pittsburgh in exchange of draft picks.
- (A) NO CHOICE**, traded to Pittsburgh in exchange of draft picks.
- (B) NO CHOICE**, Traded to New England for Jimmy Hitchcock in 1998.
- (A) KENNY WRIGHT** (120), DB, Northwestern St. Choice from Miami for Hunter Goodwin.
- (B) JAY HUMPHREY** (125), T, Texas
- (A) NO CHOICE**, traded to Pittsburgh.
- (B) CHRIS JONES** (169), LB, Clemson. Compensatory Selection.
- (A) TALANCE SAWYER** (185), DL, UNLV. Choice from Tampa Bay through Baltimore for Everett Lindsay.
- (B) ANTICO DALTON** (193), LB, Hampton
- NOEL SCARLETT** (236), DL, Langston

**2000 (Drafted 26th)**

- CHRIS HOVAN** (26), DT, Boston College
- (A) FRED ROBBINS** (55), DT, Wake Forest. Choice from Washington in Brad Johnson trade.
- (B) MICHAEL BOREAU** (56), DE, Miami (Fla.)
- (A) ANTONIO WILLSON** (88), LB, Texas A&M-Commerce. Choice from Baltimore for Everett Lindsay.
- (B) TYONE CARTER** (118), DB, Minnesota
- (A) NO CHOICE**, Traded to Washington in Brad Johnson trade.
- (B) TROY WALTERS** (165), WR, Stanford
- NO CHOICE**, Traded to Baltimore for Everett Lindsay.

7. (A) NO CHOICE. Traded to Cleveland with Stalin Colinet for Jerry Bell in 1999. Compensatory Selection.  
7. (B) **MIKE MALANO** (240), C, San Diego St. Compensatory Selection.  
7. (C) **GILES COLE** (244), TE, Texas A&M-Kingsville. Compensatory Selection.  
7. (D) **LEWIS KELLY** (248), OL, South Carolina St. Compensatory Selection.

**2001 (Drafted 27th)**

1. **MICHAEL BENNETT** (27), RB, Wisconsin  
2. **WILLIE HOWARD** (57), DT, Stanford  
3. (A) **ERIC KELLY** (69), CB, Kentucky. Choice from New England in exchange of draft picks.  
3. (B) NO CHOICE. Traded to New England in exchange of draft picks.  
4. (A) NO CHOICE. Traded to New England in exchange of draft picks.  
4. (B) **SHAWN WORTHEN** (130), DT, TCU.  
4. (C) **CEDRIC JAMES** (131), WR, TCU.  
5. **PATRICK CHUKWURA** (157), LB, Wyoming  
6. **CAREY SCOTT** (189), CB, Kentucky State  
7. **BRIAN CRAWFORD** (225), T, Western Oregon

**2002 (Drafted 7th)**

1. **BRYANT MCKINNIE** (7), T, Miami (Fla.)  
2. **RAONAL SMITH** (38), LB, Washington St.  
3. **WILLIE OFFORD** (70), DB, South Carolina  
4. (A) **BRIAN WILLIAMS** (105), DB, North Carolina State  
4. (B) **ED TA'AMU** (132), G, Utah  
5. NO CHOICE. Traded to Cleveland for Travis Prentice and Spenson Wynn.  
6. **NICK ROGERS** (177), LB, Georgia Tech  
7. **CHAD BEASLEY** (218), DT, Virginia Tech

**Brian Robison, Texas****2003 (Drafted 7th)**

1. **KEVIN WILLIAMS** (9), DT, Oklahoma State  
2. **E.J. HENDERSON** (40), LB, Maryland  
3. **NATE BURNELSON** (7), WR, Nevada-Reno  
4. **ONTERIO SMITH** (105), RB, Oregon  
5. NO CHOICE. Traded to Cleveland for Everett Lindsay and Stalin Colinet.  
6. (A) **EDDIE JOHNSON** (180), P, Idaho State  
6. (B) **MICHAEL NATTIEL** (190), LB, Florida. Choice from New Orleans for Todd Bourman.  
7. **KEENAN HOWRY** (221), WR, Oregon

**2004 (Drafted 19th)**

1. (A) NO CHOICE. Traded to Miami in exchange of draft picks.  
1. (B) **KENECH UDEZE** (20), DE, USC. Choice from Miami in exchange of draft picks.  
2. (A) **DOMTARRIOUS THOMAS** (48), LB, Auburn. Choice from New Orleans.  
2. (B) NO CHOICE. Traded to New Orleans for 2a  
3. (A) NO CHOICE. To Baltimore for 2a.  
3. **DARRION SCOTT** (88), DE, Ohio State. Choice obtained from Baltimore.  
4. (A) **NAT DORSEY** (115), T, Georgia Tech  
4. (B) **MEWELDE MOORE** (119), RB, Tulane. Choice obtained from Miami in exchange of draft picks.  
5. **ROD DAVIS** (155), LB, Southern Mississippi.  
6. **DEANDRE EILAND** (184), DB, South Carolina  
7. **JEFF DUZAN** (220), TE, Maryland

**2005 (Drafted 18th)**

1. (A) **TROY WILLIAMSON** (7), WR, South Carolina. Choice from Oakland in Randy Moss trade.  
1. (B) **ERASMUS JAMES** (18), DE, Wisconsin  
2. **MARCUS JOHNSON** (49), G, Mississippi  
3. **DUSTIN FOX** (80), S, Ohio State  
4. (A) **CIATRICK FASON** (112), RB, Florida. Choice from Washington in exchange of picks.  
4. (B) NO CHOICE. To Washington for 4a.  
5. NO CHOICE. Traded to Washington in exchange of draft picks.  
6. **C.J. MOSLEY** (191), DT, Missouri  
7. (A) **ADRIAN WARD** (219), CB, Texas-EI Paso. Choice from Oakland in Randy Moss trade.  
7. (B) NO CHOICE. Traded to NY Jets in Sam Cowart trade.

**2006 (Drafted 17th)**

1. **CHAD GREENWAY** (17), LB, Iowa  
2. (A) **CEDRIC GRIFFIN** (48), CB, Texas  
2. (B) **RYAN COOK** (51), C, New Mexico. Choice from Miami in Dante Culpepper trade.  
3. (C) **TARVARIS JACKSON** (64), QB, Alabama State. Choice from Pittsburgh in exchange of picks.  
3. (A) NO CHOICE. Compensatory selection traded to Pittsburgh in exchange of picks.  
3. (B) NO CHOICE. Traded to Pittsburgh in exchange of picks.  
4. (A) Traded to Philadelphia for 4b and G Artis Hicks.  
4. (B) **RAY EDWARDS** (127), DE, Purdue. Choice from Philadelphia in exchange of draft picks.  
5. **GREG BLUIE** (149), S, Georgia  
6. NO CHOICE. Traded to Philadelphia for Artis Hicks.  
7. NO CHOICE. Traded to San Diego for C Toni Fonoti.

**2007 (Drafted 7th)**

1. **ADRIAN PETERSON** (7), RB, Oklahoma  
2. (A) NO CHOICE. Pick to Atlanta for 2b and Denver Broncos 4c.  
2. (B) **SIDNEY RICE** (44), WR, South Carolina. Choice from Atlanta in exchange of draft picks.  
3. **MARCUS McCAULEY** (72), CB, Fresno State.  
4. **BRIAN ROBISON** (122), DE, Texas. Choice from Tampa Bay in exchange of draft picks.  
4. (B) NO CHOICE. Traded to Tampa Bay for 4a.  
4. (C) NO CHOICE. Pick from Denver traded back to Denver for 3 choices in 2008.  
5. **AUNDRAE ALLISON** (146), WR, East Carolina.  
5. (A) **RUFUS ALEXANDER** (176), LB, Oklahoma. Choice from Denver in exchange of draft picks.  
5. (B) NO CHOICE. Traded to Tampa Bay for 4a.  
6. (A) **TYLER THIGPEN** (217), QB, Coastal Carolina.  
7. (B) **CHANDLER WILLIAMS** (233), WR, Florida International. Choice from Denver in exchange of picks.

**2008 (Drafted 17th)**

1. NO CHOICE. Traded to Kansas City for DE Jared Allen.  
1. (A) **TYRELL JOHNSON** (43), S, Arkansas State. Choice from Carolina in exchange of draft picks.  
2. (B) NO CHOICE. Traded to Philadelphia for 2a, 5c.  
3. (A) NO CHOICE. Traded to Kansas City for DE Jared Allen.  
3. (B) NO CHOICE. Traded to Kansas City for DE Jared Allen.  
4. NO CHOICE. Traded to Philadelphia in exchange of draft picks.  
4. (A) **JOHN DAVID BOOTY** (137), QB, USC. Choice from Green Bay in exchange of draft picks.  
5. (B) NO CHOICE. Traded to Green Bay for 5a.  
5. (C) **LETRYO GUION** (152), DT, Florida State. Choice from Philadelphia in exchange of draft picks.  
6. (A) NO CHOICE. Traded to Kansas City for Jared Allen and 6b.  
6. (B) **JOHN SULLIVAN** (187), C, Notre Dame. Choice from Kansas City in exchange of draft picks.  
6. (C) **JAYMAR JOHNSON** (193), WR, Jackson State.  
7. (A) Pick from St. Louis traded to Green Bay in exchange of draft picks.  
7. (B) NO CHOICE. Traded to NY Jets in Brooks Bollinger trade.

**2009 (Drafted 22nd)**

1. **PERRY HARVIN** (22), WR, Florida.  
1. **PHIL LOADHEIM** (54), T, Oklahoma.  
2. **ASHER ALLEN** (85), CB, Georgia.  
4. NO CHOICE. Traded to Houston for QB Sage Rosenfels.  
5. (A) **JASPER BRINKLEY** (150), LB, South Carolina. Choice from Washington.  
5. (B) NO CHOICE. Traded to Washington for 5a.  
6. NO CHOICE. Pick from Washington traded to Philadelphia for Kelly Holcomb.  
7. (A) Choice from Washington for Erasmus James traded back for 5a.  
7. (B) **JAMARCA SANFORD** (231), S, Mississippi.

**2010 (Drafted 30th)**

1. NO CHOICE. Traded to Detroit in exchange of draft picks.  
1. (A) **CHRIS COOK** (34), CB, Virginia. Choice from Detroit in exchange of picks.  
2. (B) **TOBY GERHART** (51), RB, Stanford. Choice from Houston in exchange of picks.  
3. NO CHOICE. Traded to Houston for 2B.  
4. (A) **EVERSON GRIFEN** (100), DE, USC. Choice from Detroit in exchange of picks.  
4. (B) NO CHOICE. Traded to Detroit in exchange of draft picks.  
5. (A) **CHRIS DeGEARE** (161), T, Wake Forest  
5. (B) **NATE TRIPLETT** (171), LB, Minnesota. Compensatory Selection.  
6. **JOE WEBB** (19), QB, UAB.  
7. (A) **MICKEY SHULER** (214), TE, Penn State. Choice from Cleveland through Detroit trade for draft picks.  
7. (B) **RYAN D'IMPERIO** (237), LB, Rutgers.

**2011 (Drafted Alternately 12th, 11th, 9th, 8th, 7th, 13th)**

1. **CHRISTIAN PONDERTY** (12), QB, Florida State  
2. **KYLE RUDOLPH** (43), TE, Notre Dame  
3. NO CHOICE. Traded to New England for Randy Moss.  
4. **CHRISTIAN BALLARD** (106), DT, Iowa  
5. (A) **BRANDON BURTON** (139), CB, Utah  
5. (B) NO CHOICE. Traded to Cleveland for 6a and 6b.  
6. (A) **DeMARCUS LOVE** (168), DT, Arkansas. Choice from Cleveland in exchange of picks.  
6. (B) **MISTRAL RAYMOND** (170), S, South Florida. Choice from Cleveland in exchange of picks.  
6. (C) **BRANDON FUSCO** (172), C, Slippery Rock.  
6. (D) **ROSS HODMAN** (200), LB, Ohio State. Compensatory Selection.  
7. (A) **DAUNDRE REED** (213), DE, Arizona.  
7. (B) **STEPHEN BURTON** (236), WR, West Texas A&M. Compensatory Selection.

**2012 (Drafted 3rd)**

1. NO CHOICE. Traded to Cleveland in exchange of draft picks.  
1. (B) **MATT KALLA** (4), T, USC. Choice from Cleveland for 1A.  
2. (C) **HARRISON SMITH** (29), S, Notre Dame. Choice from Baltimore for 1a and 4a.  
2. NO CHOICE. Traded to Baltimore for 1c.  
3. **JOSH ROBINSON** (66), CB, Central Florida  
4. NO CHOICE. Traded to Baltimore for 1c.  
4. (B) **JARIUS WRIGHT** (118), WR, Arkansas. Choice from Cleveland for 1A.  
4. (C) **RHETT ELLISON** (128), TE, USC. Compensatory Selection.  
4. (D) **GREG CHILDS** (134), WR, Arkansas. Compensatory Selection.  
5. NO CHOICE. Traded to Detroit for 7c and 4th in 13.  
5. (B) **ROBERT BLANTON** (139), DB, Notre Dame. Choice from Cleveland for 1A.  
6. (A) NO CHOICE. Traded to Washington for D. McNabb  
6. (B) **BLAIR WALSH** (175), K, Georgia. Choice from Cleveland in the Jayme Mitchell trade.  
7. (A) **AUDIE COLE** (210), LB, Nebraska  
7. (B) NO CHOICE. Traded to Tennessee for 7th in 13.  
7. (C) Choice from Cleveland for 1A.  
7. (C) **TREVOR GUYTON** (219), DL, California. Choice from Detroit for 5A.  
7. (D) NO CHOICE. Traded to Detroit for 5A and 4th in 13. Choice from New England in the Randy Moss trade.

**2013 (Drafted 23rd)**

1. (A) **SHAVIER FLOYD** (23), DT, Florida.  
1. (B) **XARRIS RHODES** (25), CB, Florida State. Choice from Seattle for Percy Harvin.  
1. (C) **CORDARRELLE PATTERSON** (29), WR, Tennessee. Choice from New England for 2, 3, 4a, 7c.  
2. NO CHOICE. Traded to New England for 1c.  
3. NO CHOICE. Traded to New England for 1c.  
4. (B) **CERALDO HODGES** (120), LB, Penn State.  
5. **JEFF LOUCE** (155), P, UCLA.  
6. (A) NO CHOICE. Traded to Tampa Bay for 6B, 7D.  
6. (B) **JEFF BACA** (196), G, UCLA. Choice from Tampa Bay for 6A.  
7. (A) **MICHAEL MAUTI** (213), LB, Penn State.  
7. (B) **TRAVIS BOND** (214), G, North Carolina. Choice from Seattle for Percy Harvin.  
7. (C) NO CHOICE. Traded to New England for 1c.  
7. (D) Choice from Tennessee for 7B in 2012.  
7. (E) **EVERETT DAWKINS** (228), DT, Florida State.

**2014 (Drafted 8th)**

1. (A) NO CHOICE. Traded to Cleveland for 1B and 5A.  
1. (B) **ANTHONY BARR** (9), LB, UCLA. Choice from Cleveland for 1A.  
1. (C) **TEDDY BRIDGEWATER** (32), QB, Louisville. Choice from Seattle for 2 and 4.  
2. (A) NO CHOICE. Traded to Seattle for 1c.  
4. (A) **SCOTT CRICHTON** (72), DE, Oregon State.  
6. (B) **JERICK MCKINNON** (96), RB, Georgia Southern. Choice from Seattle for Percy Harvin.  
4. NO CHOICE. Traded to Seattle for 1c.  
4. (A) **DAVID YANKEY** (145), G, Stanford. Choice from Cleveland for 1A.  
5. (B) NO CHOICE. Traded to Carolina for 5c and 7c.  
5. (C) NO CHOICE. Traded to Atlanta for 6A and 7A.  
6. (A) **ANTONE EXUM** (182), S, Virginia Tech. Choice from Atlanta in exchange of picks.  
6. (B) **KENDALL JAMES** (184), CB, Maine.  
6. (C) **SHAMAR STEPHEN** (220), DT, Connecticut. Choice from Atlanta for 2c.  
7. (B) **BRANDON WATTS** (52), LB, Georgia Tech.  
7. (C) **JABARI PEEK** (225), CB, North Carolina. Choice from Carolina for 5B.

**2015 (Drafted Alternately 11th, 13th, 12th)**

1. **TRAE WYNNE** (7), CB, Michigan State  
2. **ERIC KENDRICKS** (45), LB, UCLA.  
3. (A) NO CHOICE. Traded to Kansas City for 3b and 6c.  
3. (B) NO CHOICE. Traded to Detroit for 3c and 5b.  
4. (C) **DANIELLE HUNTER** (88), DE, LSU. Choice from Detroit for 3b.  
4. (D) **T.J. CLEMMINGS** (110), DE, Pittsburgh.



**Stefon Diggs, Maryland**

- (A) NO CHOICE. Traded to Atlanta for 5c and 6a. Choice from Buffalo via Tampa Bay for Matt Cassel.
- (B) **MYCOLE PRUITT** (143), TE, Southern Illinois. Choice from Detroit for 3b.
- (C) **STEFON DIGGS** (146), WR, Maryland. Choice from Atlanta for 5a.
- (D) NO CHOICE. Traded to Miami for Mike Wallace and 7b.
- (A) **TYRUS THOMPSON** (185), T, Oklahoma. Choice from Atlanta for 5a.
- (B) NO CHOICE. Traded to Buffalo for 5a and Matt Cassel.
- (C) **B.J. DuBOSE** (193), DE, Louisville. Choice from Kansas City for 3a.
- (A) **AUSTIN SHEPHERD** (228), T, Alabama.
- (B) **EDMOND ROBINSON** (232), LB, Newberry. Choice from Miami for Mike Wallace.

**2016 (Drafted 23rd)**

- LAQUON TREADWELL** (23), WR, Mississippi.
- MACKENSIE ALEXANDER** (54), CB, Clemson.
- NO CHOICE. Traded to Miami for 6b, 3rd and 4th (Conditional) in 2017.
- WILLIE BEAVERS** (121), T, Western Michigan.
- KENTRELL BROTHERS** (160), LB, Missouri (160).
- (A) **MORTTIZ BOHRINGER** (180), WR, No College. Choice from San Francisco for Gerald Hodges.
- (B) NO CHOICE. Traded to Miami for 5d (195) and 7a (227). Choice from Miami for 3rd.
- (C) **DAVID MORGAN** (188), TE, Texas-San Antonio. Choice from Philadelphia for 6d and 7b.
- (D) NO CHOICE. Traded to Philadelphia for 6c (196). Choice from Miami for 6b.
- (A) **STEPHEN WEATHERLY** (227), LB, Vanderbilt. Choice from Miami for 6b.
- (B) NO CHOICE. Traded to Philadelphia for 6c.
- (C) **JAYRON KEARSE** (244), S, Clemson.

**2017 (Drafted 14th/15th)**

- NO CHOICE. Traded to Philadelphia for QB Sam Bradford in 2016.
- (A) **DALVIN COOK**, (41), RB, Florida State. Choice from Cincinnati for 2b and 4c.
- (B) NO CHOICE. Traded to Cincinnati for 2a.
- (A) **PAT ELPLEIN** (70), C, Ohio State. Choice from NY Jets for 3b and 5a.
- (B) NO CHOICE. Traded to NY Jets for 3a.
- (C) NO CHOICE. Traded to Kansas City for 3d, 4d, and 7e. Choice from Miami for 3rd in 2016.
- (D) NO CHOICE. Traded to San Francisco for 4a. Choice from Kansas City for 4c.
- (A) **JALEEL JOHNSON** (109), DT, Iowa. Choice from San Francisco for 3d.
- (B) **BEN GEDEON** (120), LB, Michigan.
- (C) NO CHOICE. Traded to Cincinnati for 2a.
- (D) NO CHOICE. Traded to Philadelphia for 4e and 7e. Choice from Kansas City for 3c.
- (E) NO CHOICE. Traded to Kansas City for 5b and 5c. Choice from Philadelphia for 4c.

- (A) NO CHOICE. Traded to NY Jets for 3a.
- (B) **RODNEY ADAMS** (170), WR, South Florida. Choice from Kansas City for 4e.
- (C) **DANNY ISIDORA** (180), G, Miami. Choice from Kansas City for 4e.
- (A) NO CHOICE. Traded to Washington for 6b and 7a.
- (B) **BUCKY HODGES** (201), TE, Virginia Tech. Choice from Washington for 6a.
- (A) **STACY COLEY** (219), WR, Miami. Choice from San Francisco for 4d.
- (B) **IFEADI OGENIGBO** (220), DE, Northwestern. Choice from Washington for 5a.
- (C) NO CHOICE. Traded to Washington for 6b and 7b. Choice from Philadelphia for 4d.
- (D) **ELIJAH LEE** (232), LB, Kansas State.
- (E) **JACK TOCHO** (245), CB, North Carolina State. Choice from Kansas City for 3c.

**ROOKIES IN A RUSH**

The Vikings 2015 draft class made key contributions on a team that went 11-5 and won the NFC North title. The club was led in receptions by rookie WR Stefon Diggs, making him the 1st Vikings rookie to lead the team in catches and he was joined on the defensive side of the ball by LB Eric Kendricks, who became only the 2nd rookie to lead the team in tackles, joining Rip Hawkins during the 1961 expansion season. The duo of Diggs and Kendricks were joined on the PF/W/PFWA All-Rookie team by DE Danielle Hunter, who ranked 2nd in the NFL by sacks by a rookie.

**VIKINGS PF/W/PFWA ALL-ROOKIE HONOREES**

SEASON	PLAYER
2015	WR Stefon Diggs
2015	DE Danielle Hunter
2015	LB Eric Kendricks
2014	QB Teddy Bridgewater
2013	KR Cordarrelle Patterson
2012	T Matt Kalil
2012	S Harrison Smith
2012	K Blair Walsh
2011	TE Kyle Rudolph
2009	WR/KR Percy Harvin
2009	T Phil Loadholt
2007	RB Adrian Peterson
2007	DE Brian Robison
2005	P Chris Kluwe
2003	DT Kevin Williams
2003	RB Onterio Smith
2003	P Eddie Johnson
2000	DT Chris Hovan
1998	WR Randy Moss
1995	S Orlando Thomas

1994	T Todd Stuessie
1994	CB Dewayne Washington
1994	TE Andrew Jordan
1988	G Randall McDaniel
1984	RB Alfred Anderson
1976	WR Sammy White
1974	LB Matt Blair
1973	RB Chuck Foreman
1972	LB Jeff Siemon



**Sammy White, 1976 Rookie of the Year and All-Rookie team.**



# PRO FOOTBALL HALL OF FAME ENSHINEES



## MICK TINGELHOFF

Center...6' 2" 237 lbs...Nebraska...17 seasons: Minnesota Vikings (1962-1978)...Played in and started 240 consecutive games, never missing a start in his 17 seasons...Named All-Pro 7 consecutive years...Played in 6 straight Pro Bowls...Named to the 1,000-Yard Club in 1969, honoring the NFL's top blocker...Started at center in four Super Bowls (IV, VIII, IX, XI)...Signed with the Vikings as a rookie free agent in 1962, taking over starting duties at C in the 2nd preseason game and never relinquishing them until his retirement following the 1978 season...Born May 22, 1940 in Lexington, NE...Inducted into the Vikings Ring of Honor November 25, 2001...Inducted into the Pro Football Hall of Fame on August 8, 2015...Presented by Fran Tarkenton...Other induction class members: Jerome Bettis, Tim Brown, Charles Haley, Bill Polian, Junior Seau, Will Shields and Ron Wolf.



## CRIS CARTER

Wide Receiver...6' 3" 210 lbs...Ohio State...16 seasons: Philadelphia Eagles (1987-89), Minnesota Vikings (1990-2001), Miami Dolphins (2002)...Played 234 career games, including 188 games and 177 starts as a Viking...At the time of his retirement in 2002, he ranked 2nd in NFL history with 1,101 receptions and 130 TDs...Ended career with 13,899 yards...Went to 8 consecutive Pro Bowls, 1993-2000...Named to All-Decade team for 1990s...Played on only 2 teams with losing records in his 16 NFL seasons...Holds Vikings records with 1,004 receptions, 110 TD catches and 12,383 yards...Named NFL's Walter Payton Man of the Year in 1999 and Byron Whizzer White Award winner from the NFLPA...Named to 50 Greatest Vikings team in 2010...Inducted into Vikings Ring of Honor on September 14, 2003...Acquired by Vikings off waivers from Philadelphia in 1990...Born November 25, 1965 in Troy, OH...Inducted to Pro Football Hall of Fame August 3, 2013...Presented by his son, Duron Carter...Other induction class members: Larry Allen, Curley Culp, Jonathan Ogden, Bill Parcells, Dave Robinson, Warren Sapp.



## CHRIS DOLEMAN

Defensive End...6' 5" 262 lbs...Pittsburgh...15 seasons: Minnesota Vikings (1985-93, '99), Atlanta Falcons (1994-95), San Francisco (1996-98)...Selected to 8 career Pro Bowls, 6 with Minnesota (1987-90, '92-'93) and 1 each with Atlanta ('95) and San Francisco ('97)...Named 1st or 2nd-Team All-Pro 5 times...Named to NFL Team of the Decade for the 1990s...Ranks 4th in NFL history with 150.5 career sacks...Played on 4 defensive units that ranked #1 in the NFL-NFLCA (1988, '89, '93) and San Francisco ('97)...Started all 17 career playoff games he played in...Led NFL in 1989 with 21.0 sacks, tied for 4th-most in NFL history and ranks 2nd in Vikings history...Selected with #4 overall choice in 1985 NFL Draft...Suffered only 3 losing seasons in his 15-year career...Inducted into Vikings Ring of Honor in 2011...Inducted into the Pro Football Hall of Fame on August 4, 2012...Presented by his son, Evan Doleman...Other induction class members: Jack Butler, Demontion Dawson, Cortez Kennedy, Curtis Martin and Willie Roaf.



## JOHN RANDLE

Defensive Tackle...6' 1" 283 lbs...Texas A&M...14 seasons: Minnesota Vikings (1990-2000), Seattle Seahawks (2001-03)...Started 6-straight Pro Bowls for the NFC (1993-98) and went to the Pro Bowl with the Seahawks in 2001...Named to All-Decade team for 1990s...Led or tied for the team lead 9 times in his 11 Vikings seasons and had 10+ sacks in 8 straight seasons from 1993-2000...Started 150 of the 176 games he played for the Vikings...Leads all DTs in NFL history with 137.5 career sacks...His 114.0 sacks ranks 3rd in Vikings history and most by DT...Signed with Vikings as an undrafted rookie free agent in 1990...Inducted into College Football Hall of Fame for his Texas A&M career...Born December 12, 1967, in Hearne, TX...Inducted into the Vikings Ring of Honor on November 30, 2008...Inducted into the Pro Football Hall of Fame on August 7, 2010...Presented by John Terlecki...Other induction class members: Russ Grimm, Rickey Jackson, Dick LeBeau, Floyd Little, Jerry Rice and Emmitt Smith.



## RANDALL MCDANIEL

Guard...6' 3" 287 lbs...Arizona State...14 seasons: Minnesota Vikings (1988-99), Tampa Bay Buccaneers (2000-01)...Started 12 consecutive Pro Bowls (1989-2000), setting an NFL record...Started 202 consecutive games in his career...Blocked for five 1,000-yard rushers in his career and four 3,000-yard passers...Earned spot on Pro Football Hall of Fame's Team of the Decade for the 1990s...His 190 games played as a Viking is tied for 7th in team history with offensive tackle Grady Alderman...Selected with the 19th overall pick in the 1988 NFL Draft...Born December 19, 1964, in Phoenix, AZ...Inducted into the Vikings Ring of Honor on December 17, 2006...Inducted August 8, 2009...Presented by O.K. Fulton...Other induction class members: Bob Hayes, Bruce Smith, Derrick Thomas, Ralph Wilson Jr. and Rod Woodson.



## GARY ZIMMERMAN

Tackle...6' 6" 294 lbs...Oregon...14 seasons: LA Express (1984-85), Minnesota Vikings (1986-92), Denver Broncos (1993-97)...Played and started 108 games for the Vikings...Played in 184 career NFL games...Named All-Pro 8 times, including 3 with Minnesota in 1988, '89 and '92...Selected to 7 Pro Bowls, including 1987-89, '92 with the Vikings...Originally selected in the 1st round of the 1984 Supplemental Draft by NY Giants and in 1984 USFL Draft by LA Express where he spent 1984 and '85 seasons...Vikings acquired his rights via trade with NY Giants in 1986...Helped Vikings to 1987 NFC Championship game...Traded to Denver in 1993 preseason...Won Super Bowl XXXII with Denver...Named to NFL All-Decade teams for 1980s and 1990s...Born December 13, 1961, in Fullerton, CA...Inducted August 2, 2008...Presented by Pat Bowen...Other induction class members: Fred Dean, Darrell Green, Art Monk, Emmitt Thomas, Andre Tippett.



## CARL ELLER

Defensive End...6' 5" 250 lbs...Minnesota...16 seasons: Minnesota Vikings (1964-1978), Seattle Seahawks (1979)...Played in 209 and started 201 games as a Viking, joining Jim Marshall and Mick Tingelhoff as the only players in team history to start 200+ games...Played in 225 career NFL games...Named All-Pro 5 times, including 4 straight from 1968-71...Played in 6 Pro Bowls, 1968-71, 73-74...Started at left defensive end in four Super Bowls (IV, VIII, IX, XI)...Vikings won the NFC Central in 10 of his final 11 seasons with the team...Vikings career record holder with 130.0 sacks...Second in franchise history with a sack in 8 straight games ( Jared Allen, 11) and is the only Viking to post 15+ sacks in a season multiple times...Selected with the 6th overall pick in the NFL Draft in 1964...Born January 25, 1942, in Winston-Salem, NC...Inducted August 8, 2004...Presented by Regis Eller...Other induction class members: Bob Brown, John Elway, Barry Sanders.



**RON YARY**

Tackle...6' 5" 255 lbs...Southern California...15 seasons: Minnesota Vikings (1968-1981), Los Angeles Rams (1982)...Drafted by Minnesota with the 1st overall pick in 1968...Took over the Vikings right tackle spot midway through the 1969 season and was a fixture there for the rest of his career...Was named All-Pro 6 consecutive times...Was All-NFC 8 straight seasons...Played in 7 Pro Bowls...Started at right tackle in Super Bowls IV, VII, IX, XI...Missed only 2 games in his career with injuries due to a broken ankle in 1980 but came back to play with the injury for the rest of the season...His blend of size, speed and strength was unique at the time and ushered in a new era of offensive line play...Born July 16, 1946, in Chicago, IL...Inducted into the Hall of Fame August 4, 2001...Presented by John Michels...Other induction class members: Nick Buoniconti, Marv Levy, Mike Munchak, Jackie Slater, Lynn Swann, Jack Youngblood.



**PAUL KRAUSE**

Safety...6' 3" 200 lbs...Iowa...16 seasons: Washington Redskins (1964-1967) and Minnesota Vikings (1968-1979)...Second-round pick by Washington Redskins, 1964...Led NFL in interceptions with 12 as a rookie and was named 1st-team All-Pro...In his 1st season as a Viking he intercepted passes in 6 consecutive games...Still the all-time NFL leader in interceptions with 81...Also ranks 3rd all-time with 1,185 career yards on interception returns...His 10 interceptions in 1975 remains a club record...Played in 8 Pro Bowls...Started at safety in 4 Super Bowls (IV, VIII, IX, XI)...Voted All-NFL 4 times and All-NFC 5 times...Born February 19, 1942, in Flint, MI...Inducted into the Pro Football Hall of Fame August 1, 1998...Presented by Jerry Burns...Other induction class members: Tommy McDonald, Anthony Munoz, Mike Singletary, Dwight Stephenson.



**JIM FINKS**

Administrator...Tulsa...22 seasons: Minnesota Vikings (1964-1973), Chicago Bears (1974-1982), New Orleans Saints (1986-1993)...Served as Vikings general manager and vice president...Hired Bud Grant in 1967 from the CFL...Finks helped the Vikings win 5 NFC Central Division crowns...Vikings appeared in Super Bowls IV and VIII under Finks' guidance...Developed Vikings, Bears and Saints, all teams with losing records, into winners...1973 NFL Executive of the Year...Long-time member of the NFL competition committee...Played DB/QB for the Pittsburgh Steelers (1949-1955)...Born August 31, 1927, in St. Louis, MO...Died May 8, 1994...Inducted posthumously into the Hall of Fame July 29, 1995...Represented by his son, Jim Finks, Jr...Presented by Edward W. McCaskey...Other induction class members: Henry Jordan, Steve Largent, Lee Roy Selmon, Kellen Winslow.



**BUD GRANT**

Head Coach...Minnesota...18 seasons: Minnesota Vikings (1967-1983, 1985)...NFL regular season coaching record 158-96-5...Had 10-12 mark in postseason play...Led Vikings to 11 NFC/NFL divisional championships, claiming titles in 1968-71, 1973-78, 1980...Led team to 1969 NFL title...National Football Conference Champions 1973, 1974, 1976...His Vikings teams played in Super Bowls IV, VIII, IX, XI...First person to be elected to both the Pro Football Hall of Fame and the Canadian Football League Hall of Fame (May 13, 1983)...In 28 seasons as a head coach, won a total of 290 football games...1969 NFL Coach of the Year...Came to the Vikings after a 10-year tenure (102-56-2) with the Winnipeg Blue Bombers in the Canadian Football League...Led Blue Bombers to 6 Western Conference championships...Grant brought the Bombers to 6 Grey Cups, winning the CFL Championship 4 times 1958, 1959, 1961 and 1962...Played 6 years of professional football, 2 with Philadelphia Eagles (1951-52) and 4 with the Winnipeg Blue Bombers (1953-1956)...Holds pro football record for most interceptions in a game with 5 vs. Saskatchewan (10/28/53)...Played 2 seasons with the NBA's Minneapolis Lakers (1949-1951) and won the 1949-50 NBA Championship with a 51-17 record...At an unveiling ceremony on December 1, 2014, the Vikings and the city of Minneapolis honored former Grant with a street named in his honor outside of the new Minnesota Stadium...Born May 20, 1927, in Superior, WI...Inducted into the Pro Football Hall of Fame July 30, 1994...Presented by Sid Hartman...Other induction class members: Tony Dorsett, Jimmy Johnson, Leroy Kelly, Jackie Smith, Randy White.



**ALAN PAGE**

Defensive Tackle...6' 4" 225 lbs...Notre Dame...15 seasons: Minnesota Vikings (1967-1978), Chicago Bears (1978-1981)...Consensus All-America, 1966...First-round pick, 1967...Played in 236 straight games, including 4 Super Bowls (IV, VIII, IX, XI)...Named NFL Most Valuable Player 1971...Four-time NFC Defensive Player of the Year...All NFL/NFC 9 years...Played in 9 Pro Bowls...Career marks: 23 opponent fumble recoveries...Blocked 28 kicks...Recorded 148.5 sacks...Currently serves on the Minnesota Supreme Court...Remains active in the Twin Cities community through the Page Education Foundation...Born August 7, 1945, in Canton, OH...Inducted into the Hall of Fame July 30, 1988...Presented by Minneapolis public schools principal Willarene Beasley...Other HOF induction class members: Fred Biletnikoff, Mike Ditka, Jack Ham.



**FRAN TARKENTON**

Quarterback...6' 0" 185 lbs...Georgia...18 seasons: Minnesota Vikings (1961-66, 1972-78) New York Giants (1967-1971)...Third-round pick, 1961...An instant star with 4 TD passes coming off the bench to beat the Bears 37-13 in the 1st game in franchise history vs. Chicago (9/17/61)...Dealt to New York Giants in 1967 and back to the Vikings in 1972 in stunning trades...At retirement, led lifetime NFL passers in attempts (6,467), completions (3,686), passing yards (47,003), TD passes (342)...1975 NFL Most Valuable Player...Rushed for 3,674 yards, 32 touchdowns...Led Vikings to 3 Super Bowls (VIII, IX, XI)...A 4-time All-NFL selection...Played in 9 Pro Bowls...Born February 3, 1940, in Richmond, VA...Inducted into Hall of Fame August 2, 1986...Presented by Max Winter...Other induction class members: Paul Hornung, Ken Houston, Willie Lanier, Doak Walker.

**OTHERS WHO PLAYED OR COACHED FOR THE VIKINGS IN THE HALL OF FAME**

Player, Position, w/Vikings	Inducted
Hugh McIlhenny, Halfback, 1961-62	1970
Norm Van Brocklin, Head Coach, 1961-66	1971
Jim Langer, Center, 1980-81	1987
Jan Stenerud, Kicker, 1984-85	1991
Dave Casper, Tight End, 1983	2002
Tony Duney, Defensive Coordinator, 1992-95	2016
Warren Moon, Quarterback, 1994-96	2006
Morten Andersen, Kicker, 2004	2017
Emmitt Thomas, Defensive Coordinator, 2000-2001	2008
Brett Favre, Quarterback, 2009-10	2016
Mike Singletary, LB Coach, Special Assistant to the Head Coach, 2011-13	1998



# MINNESOTA VIKINGS RING OF HONOR

The Ring of Honor recognizes Vikings legends for their contributions to the success of the team on and off the field. Members of the Ring of Honor forever live in Vikings lore.



## FRAN TARKENTON

Quarterback...6' 0" 185 lbs...Georgia...18 seasons: Minnesota Vikings (1961-66, 1972-78) New York Giants (1967-1971)...Third-round pick, 1961...An instant star with 4 TD passes coming off the bench to beat the Bears 37-13 in the 1st game in franchise history vs. Chicago (9/17/61)...Dealt to New York Giants in 1967 and back to the Vikings in 1972 in stunning trades...At retirement, led lifetime NFL passers in attempts (6,467), completions (3,686), passing yards (47,003), TD passes (342)...1975 NFL Most Valuable Player...Rushed for 3,674 yards, 32 touchdowns...Led Vikings to 3 Super Bowls (VIII, IX, XI)...A 4-time All-NFL selection...Played in 9 Pro Bowls...Member of 50 Greatest Vikings team named in 2010...Born February 3, 1940, in Richmond, VA...Inducted into the Vikings Ring of Honor on September 9, 1998.



## ALAN PAGE

Defensive Tackle...6' 4" 225 lbs...Notre Dame...15 seasons: Minnesota Vikings (1967-1978), Chicago Bears (1978-1981)...First-round pick, 1967, 15th player selected...Played in 236 straight games, including 4 Super Bowls (IV, VIII, IX, XI)...Named NFL Most Valuable Player by Associated Press in 1971, the 1st defensive player to ever win the award...A 4-time NFC Defensive Player of the Year...All NFL/NFC 9 years...Played in nine Pro Bowls...Career marks: 23 opponent fumble recoveries...Blocked 28 kicks...Recorded 148.5 sacks...Leads all Vikings defensive linemen with 1,120 career tackles...Member of 50 Greatest Vikings team named in 2010...Retired in 2013 from the Minnesota Supreme Court...Active in the Twin Cities community through the Page Education Foundation...Born August 7, 1945, in Canton, OH...Inducted into the Vikings Ring of Honor on September 20, 1998.



## JIM FINKS

Administrator...Tulsa...22 seasons: Minnesota Vikings (1964-1973), Chicago Bears (1974-1982), New Orleans Saints (1986-1993)...Served as Vikings general manager and vice-president...Hired Bud Grant in 1967 from the CFL...Finks helped the Vikings win 5 NFC Central Division crowns...Vikings appeared in Super Bowls IV and VIII under Finks guidance...Developed Vikings, Bears and Saints, all teams with losing records, into winners...1973 NFL Executive of the Year...Long time member of the NFL competition committee...Played DB/QB for the Pittsburgh Steelers (1949-1955)...Born August 31, 1927, in St. Louis, MO...Died May 8, 1994...inducted Vikings Ring of Honor on October 18, 1998.



## BUD GRANT

Head Coach...Minnesota...18 seasons: Minnesota Vikings (1967-1983, 1985)...NFL regular season coaching record 158-96-5...Had 10-12 mark in post-season play...Led Vikings to 11 divisional championships in 1968-71, 1973-78, 1980...Led team to 1969 NFL Title...National Football Conference Champions 1973, 1974, 1976...His Vikings teams played in Super Bowls IV, VIII, IX, XI...First person to be elected to both the Pro Football Hall of Fame and the Canadian Football League Hall of Fame (May 13, 1983)...In 28 seasons as a head coach, won a total of 290 football games...1969 NFL Coach of the Year...Came to the Vikings after 10-year tenure (102-56-2) with the Winnipeg Blue Bombers of the CFL... At an unveiling ceremony on December 1, 2014, the Vikings and the city of Minneapolis honored him by naming a street Bud Grant Way near U.S. Bank Stadium... Member of 50 Greatest Vikings team named in 2010...Played 2 seasons for NBA's Minneapolis Lakers...Born May 20, 1927, in Superior, WI...Inducted into the Vikings Ring of Honor on November 8, 1998.



## PAUL KRAUSE

Safety...6' 3" 200 lbs...Iowa...16 seasons: Washington Redskins (1964-1967) and Minnesota Vikings (1968-1979)...Second-round pick Redskins, 1964...Led NFL in interceptions with 12 as a rookie and was named 1st-team All Pro...In his 1st season as a Viking he intercepted passes in 6 consecutive games...Still the all-time career NFL leader in interceptions with 81...Also ranks 3rd all-time with 1,185 career yards on interception returns...His 10 interceptions in 1975 remains a club record...Played in 8 Pro Bowls...Started at safety in 4 Super Bowls (IV, VIII, IX, XI)...Voted All-NFL 4 times and All-NFC 5 times... Member of 50 Greatest Vikings team named in 2010...Born February 19, 1942, in Flint, MI...Inducted into the Vikings Ring of Honor on November 15, 1998.



## FRED ZAMBERLETTI

Athletic Trainer...Iowa...43 seasons: Minnesota Vikings (1961-2003)...The first athletic trainer the Vikings had and continues working with the team as a consultant and team historian...Had never missed a Vikings pre-season, regular season, post-season or all-star game until 12/24/11 at Washington, 1,049 consecutive games...Attended his 1,000th Vikings game at Pittsburgh (10/25/09)...Did not miss a day of work in 43 seasons as the trainer with the team...Has won numerous awards in his field, including being named the Professional Athletic Trainer of the Year in 1986 and in 1995 the Vikings staff was honored as the NFL Athletic Training Staff of the Year...Born May 28, 1932 in Melcher, IA...Inducted into the Vikings Ring of Honor on December 20, 1998.



**JIM MARSHALL**

Defensive End...6' 4" 248 lbs...Ohio State...20 seasons: Cleveland Browns (1960) and Minnesota Vikings (1961-1979)...Held NFL record for many years until broken by Brett Favre with 282 consecutive games played and started, 270 of those coming with the Vikings...Ranks 2nd in Vikings history with 127 sacks...Played in 2 Pro Bowls, following the 1968 and '69 seasons...Led or tied for team lead in sacks in each of the Vikings first 6 seasons (1961-66)...Holds NFL and Vikings record with 29 career fumble recoveries...Ranks 8th in Vikings history with 988 career tackles, ranking behind only Alan Page among defensive linemen...Joined fellow Carl Eller, Gary Larsen and Page to form the vaunted Purple People Eaters, one of the top defensive units of their era...Started at DE in 4 Super Bowls (IV, VIII, IX, XI)...Originally a 4th-round draft pick by Cleveland in 1960...Played for Saskatchewan of CFL in 1959...Member of 50 Greatest Vikings team named in 2010...Born December 30, 1937 in Danville, KY...Inducted into the Vikings Ring of Honor on November 28, 1999.

**RON YARY**

Tackle...6' 5" 255 lbs...Southern California...15 seasons: Minnesota Vikings (1968-1981), Los Angeles Rams (1982)...Drafted by Minnesota with the 1st overall pick in 1968...The first OL to be drafted 1st overall in League history...Took over the Vikings RT spot midway through the 1969 season and was a fixture there for the rest of his career...Was named All-Pro 6 consecutive times...Was All-NFC 8 straight seasons...Played in 7 Pro Bowls...Started in Super Bowls IV, VII, IX, XI...Missed only 2 games in his career with injuries due to a broken ankle in 1980...His blend of size, speed and strength was unique when he entered the League and ushered in a new era of offensive line play...Inducted to Pro Football Hall of Fame in 2001...Member of 50 Greatest Vikings team named in 2010...Born July 16, 1946, in Chicago, IL...Inducted into the Vikings Ring of Honor September 9, 2001.

**KOREY STRINGER**

Tackle...6' 5" 335 lbs...Ohio State...6 seasons: Minnesota Vikings (1995-2000)...Drafted by Minnesota with the 24th pick of the 1995 Draft...Took over the Vikings RT spot in the 2nd game of his rookie year and never relinquished the spot...Started 91 of the 93 games he played in the NFL and all 9 playoff games...Selected to the Pro Bowl following the 2000 season...Named a 2nd-Team All-Pro by College and Pro Football Newsweekly following the 1998 season...Named to the All-Rookie team by College and Pro Football Newsweekly and Football News after starting 15 of 16 games as a rookie...Born May 8, 1974, in Warren, OH...Died August 1, 2001...Inducted into the Vikings Ring of Honor November 19, 2001.

**MICK TINGELHOFF**

Center...6' 2" 237 lbs...Nebraska...17 seasons: Minnesota Vikings (1962-1978)...Played in and started 240 consecutive games, never missing a start in his 17 seasons...Named All-Pro 7 consecutive years...Played in 6 straight Pro Bowls...Named to the 1,000-Yard Club in 1969, honoring the NFL's top blocker...Started at center in four Super Bowls (IV, VIII, IX, XI)...Signed with the Vikings as a rookie free agent in 1962, taking over starting duties at C in the 2nd preseason game and never relinquishing them until his retirement following the 1978 season...Inducted into the Pro Football Hall of Fame on August 8, 2015...Member of 50 Greatest Vikings team named in 2010...Born May 22, 1940 in Lexington, NE...Inducted into the Vikings Ring of Honor November 25, 2001.

**CARL ELLER**

Defensive End...6' 5" 250 lbs...Minnesota...16 seasons: Minnesota Vikings (1964-1978), Seattle Seahawks (1979)...Played in 209 and started 201 games as a Viking, joining Jim Marshall and Mick Tingelhoff as the only players in team history to start 200+ games...Played in 225 career NFL games...Named All-Pro 5 times, including 4 straight from 1968-71...Played in 6 Pro Bowls, 1968-71, 73-74...Started at LDE in four Super Bowls (IV, VIII, IX, XI)...Vikings won the NFC Central in 10 of his final 11 seasons with the team...Vikings career record holder with 130.0 sacks...Holds team record with a sack in 8 straight games and is the only Viking to post 15+ sacks in a season multiple times...Selected with the 6th overall pick in the NFL Draft in 1964...Inducted to Pro Football Hall of Fame in 2004...Member of 50 Greatest Vikings team named in 2010...Born January 25, 1942 in Winston-Salem, NC...Inducted into the Vikings Ring of Honor November 10, 2002.

**CHRIS CARTER**

Wide Receiver...6' 3" 210 lbs...Ohio State...16 seasons: Philadelphia Eagles (1987-1989), Minnesota Vikings (1990-01), Miami Dolphins (2002)...Played in 188 and started 177 games as a Viking, a record among Vikings WRs...Played in 234 career NFL games...Named All-Pro 4 times...Played in 8 straight Pro Bowls, 1993-00...Caught a pass in Vikings-record 111 straight games...Holds Vikings records for catches (1,004), receiving TDs (110) and receiving yards (12,383)...Holds Vikings record with 40 career 100-yard receiving games...Named to NFL's Team of the Decade for the 1990s...Recipient of the Byron "Whizzer" White Award by the NFLPA and the NFL Walter Payton Man of the Year Award in 1999...Claimed by Vikings off waivers from Philadelphia in 1990...Inducted to Pro Football Hall of Fame in 2013...Member of 50 Greatest Vikings team named in 2010...Selected by Philadelphia in 4th round of 1987 supplemental draft...Born November 25, 1965 in Troy, OH...Inducted into the Vikings Ring of Honor September 14, 2003.

**BILL BROWN**

Running Back...5' 11" 230 lbs...Illinois...14 seasons: Chicago Bears (1961), Minnesota Vikings (1962-74)...Ranks 2nd in Vikings history in rushing attempts with 1,627...Tied with Chuck Foreman for 2nd in team history with 52 career rushing TDs...Ranks 4th in Vikings history with 5,757 career rushing yards...Ranks 4th in team history for career combined net yards with 9,237...Selected to 4 Pro Bowls, 1964, '65, '67, '68...Played in Super Bowl IV, VIII and IX...Final game of career was Super Bowl IX vs. Pittsburgh...Led Vikings in rushing 4 times, 1964-66, '68...Led team in receiving in 1964...Played in 180 career games played and 111 games started with Vikings...Played in most games by a Vikings RB...Drafted in 2nd-round by Chicago in 1961...Obtained by Vikings via trade in 1962...Son-in-law is former NFL MVP Rich Gannon...During playing career, spent a 6-week tour visiting troops in Vietnam...Member of 50 Greatest Vikings team named in 2010...Born June 29, 1938 in Mendota, IL...Inducted into the Vikings Ring of Honor September 26, 2004.

**JERRY BURNS**

Head Coach/Offensive Coordinator...Michigan...24 seasons: Minnesota Vikings (1968-85 Offensive Coordinator, 1986-91 Head Coach)...NFL regular season coaching record 52-43...Had 3-3 mark in postseason play...Served as Vikings' Offensive Coordinator for 18 seasons (1968-85)...Led Vikings to NFC Championship in 1987, earning upset wins over New Orleans and San Francisco along the way...First coach in Vikings history to have a winning record in his 1st season (9-7 in '86)...As offensive coordinator, helped Vikings to 4 Super Bowl appearances and 11 Central Division titles...Was part of 15 playoff teams during his 24 seasons with Minnesota...Coached in Super Bowl I and II with the Green Bay Packers as their defensive backs coach (1966-67)...Head coach at University of Iowa from 1961-65...Played QB for Michigan on the 1950 Rose Bowl team...Born JANUARY 27, 1927, in Detroit, MI...Inducted into the Vikings Ring of Honor on November 6, 2005.

**RANDALL MCDANIEL**

Guard...6' 3" 287 lbs...Arizona State...14 seasons: Minnesota Vikings (1988-99), Tampa Bay Buccaneers (2000-01)...Started 12 consecutive Pro Bowls (1989-2000), setting an NFL record...Started 202 consecutive games in his career...Blocked for five 1,000-yard rushers in his career and four 3,000-yard passers...Earned spot on Pro Football Hall of Fame's Team of the Decade for the 1990s...His 190 games played as a Viking is tied for 7th in team history with offensive tackle Grady Alderman...Inducted to Pro Football Hall of Fame in 2009...Selected with the 19th overall pick in the 1988 NFL Draft Member of 50 Greatest Vikings team named in 2010...Born December 19, 1964, in Phoenix, AZ...Inducted into the Vikings Ring of Honor on December 17, 2006.

**CHUCK FOREMAN**

Running Back...6' 2" 210 lbs...Miami (Fla.)...8 seasons: Minnesota Vikings (1973-79), New England Patriots (1980)...Named to 5 straight Pro Bowls (1973-77)...Team's 3rd-leading all-time rusher with 5,879 yards and tied for 2nd in team history with 52 rushing TDs...Named NFC Rookie of the Year in 1973...Integral part in the Vikings' appearance in 3 Super Bowls...Posted 17 career 100-yard games...Selected with the 12th overall pick in the 1973 NFL Draft...Member of 50 Greatest Vikings team named in 2010...Born October 26, 1950, in Frederick, MD...Inducted into the Vikings Ring of Honor on September 30, 2007.

**JOHN RANDLE**

Defensive Tackle...6' 1" 283 lbs...Texas A&I...14 seasons: Minnesota Vikings (1990-2000), Seattle Seahawks (2001-03)...Inducted into the Pro Football Hall of Fame on August 7, 2010...Started 6-straight Pro Bowls for the NFC (1993-98) and went to the Pro Bowl with the Seahawks in 2001...Named to NFL Team of the Decade for the 1990s...Led or tied for the team lead 9 times in his 11 Vikings seasons and had 10+ sacks in 8 straight seasons from 1993-2000...Started 150 of the 176 games he played for the Vikings...His 114.0 sacks ranks 3rd in Vikings history and most by DT...Signed as an undrafted free agent in 1990...Inducted into College Football Hall of Fame for his Texas A&I career...Member of 50 Greatest Vikings team named in 2010...Born December 12, 1967, in Hearne, TX...Inducted into the Vikings Ring of Honor on November 30, 2008.

**SCOTT STUDWELL**

Linebacker...6' 2" 230 lbs...Illinois...40 seasons: Minnesota Vikings player (1977-1990), staff/personnel (1991-2016)...Spent the last 20+ seasons as a member of the Vikings scouting department, serving as the Director of College Scouting since 2002...Member of the Vikings' 25th and 40th Anniversary All-Time Teams and 50 Greatest Vikings team named in 2010...Holds team records for career tackles (1,981), season tackles (230 in 1981) and tackles in a game (24 vs. Detroit in 1985)...Has 2nd-most tackles with one organization in NFL history (Ray Lewis)...Participated in 202 games and 12 playoff games...Pro Bowler in 1987 and '88...Ed Block Courage Award winner in 1987...Drafted in the 9th round from Illinois in 1977...Named to Illinois' All-Century Team in 1990...Born August 27, 1954, in Evansville, IN...Inducted into the Vikings Ring of Honor on November 29, 2009.

**CHRIS DOLEMAN**

Defensive End...6' 5" 262 lbs...Illinois...15 seasons: Minnesota Vikings (1985-93, '99), Atlanta Falcons (1994-95), San Francisco 49ers (1996-98)...Ranks 4th in NFL history with 150.5 career sacks...Selected to 8 Pro Bowls, 6 with the Vikings (1987-90, '92-93) and 1 each with Atlanta and San Francisco...Named to NFL's Team of the Decade for 1990s...Led NFL with 21.0 sacks in 1989, tied for the 4th-most in NFL history in a single season and 2nd in Vikings history...Originally selected with #4 overall pick in 1985 Draft by Vikings...Played and started 17 career playoff games...Member of 50 Greatest Vikings team named in 2010...Born October 16, 1961, in Indianapolis, IN...Inducted into the Vikings Ring of Honor on November 14, 2011.

**MATT BLAIR**

Linebacker...6' 5" 232 lbs...Iowa State...12 seasons: Minnesota Vikings (1974-85)...Played in 160 career games (130 starts) for the Vikings and still ranks 2nd in team history with 1,452 career tackles...Was a part of Vikings playoff teams in six of his opening seven seasons with the team and played on the Vikings Super Bowl IX and XI teams...Named to 6 straight Pro Bowls from 1977-82 and was selected All-Pro in 1982...Holds the Vikings record with 20 blocked kicks, notching 2 blocks in a single game 3 times...His 23.0 sacks and 16 INTs also rank as the most by a Vikings LB...Only Scott Studwell and Roy Winston played more games as at LB...Originally a 2nd round draft pick (#51) in 1974...Member of 50 Greatest Vikings team named in 2010...Born September 20, 1950 in Hilo, Hawaii...Inducted into the Vikings Ring of Honor on October 25, 2012.

**JOEY BROWNER**

Safety...6' 2" 221 lbs...Southern California...10 seasons: Minnesota Vikings (1983-91), Tampa Bay Buccaneers (1992)...Played in 138 games as a Viking, the 2nd-most by a DB...His 37 career INTs are 4th in team history...Posted 1,098 career combined defensive and special teams stops (987 defensive, 111 special teams)...His 9.5 career sacks are the most by a Vikings DB, his 18 career forced fumbles leads all Vikings DBs, his total tackles are 5th by a Viking and #1 by a Vikings DB...Went to 6 straight Pro Bowls from 1985-90...3-time AP All-Pro honoree...Named to the NFL's Team of the Decade for the 1980s...Member of the 50 Greatest Vikings team...Named to All-Metrodome Team in 2013...Led the team in tackles in 1986 and '87 and was a key element to the Vikings ranking #1 in NFL total defense in 1988 and '89...Drafted in 1983, was the 19th selection of the 1st round, the 1st Vikings DB to be drafted in the 1st round...Inducted in the Vikings Ring of Honor on October 27, 2013.



**RANDY MOSS**

Wide Receiver...6' 4" 198 lbs...Marshall...14 seasons: Minnesota Vikings (1998-04, '10), Oakland Raiders (2005-06), New England Patriots (2007-10), Tennessee Titans (2010), San Francisco 49ers (2012)...Played in 213 career games with 193 starts, 113 and 108 of those with the Vikings...Ranks 2nd in NFL history with 156 TD catches and 3rd with 15,292 yards receiving and ranks 2nd in Vikings history for receptions (587), yards (9,316) and receiving TDs with 92...Holds NFL record with 23 TD catches in 2007...Went to 6 Pro Bowls, including 5 with the Vikings (1998, '99, '00, '02, '03) and earned 3 of his 4 career All-Pro honors as a Viking (1998, '00, '03)...Named to the NFL's Team of the Decade for the 2000s...Member of the 50 Greatest Vikings team...Named NFL Rookie of the Year in 1998 and set NFL record for TD catches by a rookie with 17...Tied Vikings season record with 17 TDs twice...Holds Vikings record with 41 career 100-yard receiving games and ranks 2nd in NFL history with 64...Ranks 2nd in NFL history with 10 career 1,000-yard seasons and ranks 2nd in Vikings history with 6...Drafted in 1998, was the 21st selection of the 1st round...Scheduled to be inducted in the Vikings Ring of Honor on September 11, 2017.



**AHMAD RASHAD**

Wide Receiver...6' 2" 200 lbs...Oregon...10 seasons: St. Louis Cardinals (1972-73), Buffalo Bills (1974-75) Minnesota Vikings (1976-82)...Played in 98 games with 95 starts as a Viking...The 1st Vikings WR to notch back-to-back 1,000-yard seasons in 1979-80...Went to 4 straight Pro Bowls as a Viking from 1978-81 and was Pro Bowl MVP in 1978...Holds Vikings record with 4 receiving TDs in a game, set vs. San Francisco (9/2/79)...Led Vikings in receiving in 1977, '79 and '80, leading the NFC in 1977 and '79...Tied with Randy Moss for 2nd in Vikings history with 6 seasons of 50+ receptions, trailing only Cris Carter's 11...As a Viking, caught 400 passes for 5,489 yards and 34 TDs...Hauled in 46-yard Hail Mary pass from Tommy Kramer to beat the Cleveland Browns as time expired at Met Stadium (12/14/80) and secure a Vikings playoff berth...Member of the 50 Greatest Vikings team...Drafted in 1972, was the 4th selection of the 1st round...Scheduled to be inducted in the Vikings Ring of Honor on October 1, 2017.


**VIKINGS RETIRED JERSEY NUMBERS**

- #10 - QB Fran Tarkenton- Retired October 7, 1979
- #88 - DT Alan Page- Retired September 25, 1988
- #70 - DE Jim Marshall- Retired November 28, 1999

- #77 - T Korey Stringer- Retired November 19, 2001
- #53 - C Mick Tingelhoff- Retired November 25, 2001
- #80 - WR Cris Carter- Retired September 14, 2003



**Fran Tarkenton**



**Alan Page**




**Jim Marshall**



**Korey Stringer**



**Mick Tingelhoff**



**Cris Carter**

# VIKINGS ALL-TIME NFC PLAYERS OF THE WEEK

YEAR	PLAYER	HONOR	OPPONENT	PERFORMANCE
1984	Jan Stenerud, K	Off.	@ Detroit, 9/23	5/5 FGs, 2/2 PAT, 17 pts
1985	Rufus Bess, CB	Def.	vs. San Francisco, 9/8	10 tackles, 3 FF, FR, INT
1986	Tommy Kramer, QB	Off.	vs. Green Bay, 9/28	16-of-25, 241 yds, 3 TD
1986	Gerald Robinson, DE	Def.	vs. Chicago, 10/19	6 tackles, 2.5 sacks
1986	Wade Wilson, QB	Off.	vs. New Orleans, 10/20	24-of-39, 361 yds, 3 TD
1987	Wade Wilson, QB	Off.	@ LA Rams, 9/20	17-of-38, 285 yds, 3 TD
1987	Chris Doleman, DE	Def.	vs. LA Raiders, 11/8	3 tackles, 2 sacks, 2 FF, PD
1988	Wade Wilson, QB	Off.	@ Tampa Bay, 10/23	22-of-30, 335 yds, 3 TD
1988	Carl Lee, CB	Def.	vs. New Orleans, 12/4	3 tackles, INT (TD), 5 PD
	Jesse Solomon, LB	Def.	vs. New Orleans, 12/4	5 tackles, sack, INT (TD), PD
1989	Keith Millard, DT	Def.	vs. Detroit, 10/8	7 tackles, 3 sacks, INT, PD
1989	Mike Merrileather, LB	Def.	@ Detroit, 10/22	6 tackles, 2 sacks, INT, FF, FR
1989	Rich Karlis, K	Off.	vs. LA Rams, 11/5	7/7 FGs, 21 pts
1989	Chris Doleman, DE	Def.	vs. Atlanta, 12/10	5 tackles, 4 sacks, 2 FF, PD
1989	Chris Doleman, DE	Def.	vs. Cincinnati, 12/25	5 tackles, 3.5 sacks, FR
1990	Al Noga, DE	Def.	vs. Green Bay, 12/2	3 tackles, sack, FF, FR (TD)
1991	Anthony Carter, WR	Off.	vs. San Francisco, 9/15	3 rec, 71 yds, TD, 46t lg
1991	Chris Doleman, DE	Def.	vs. Phoenix, 10/13	8 tackles, 2 sacks, 2 FF, FR
1991	Terry Allen, RB	Off.	vs. Tampa Bay, 11/3	14 att, 127 yds, 2 TD, 55t lg
1992	Chris Doleman, DE	Def.	@ Green Bay, 9/6	7 tackles, 2 sacks, 3 FF, FR
1992	Rich Gannon, QB	Off.	@ Cincinnati, 9/27	25-of-32, 318 yds, 4 TD
1992	Jack Del Rio, LB	Def.	@ Chicago, 11/2	7 tackles, 2 INT (3st), 2 PD, FF
1992	Mike Merrileather, LB	Def.	@ Tampa Bay, 11/8	12 tackles
1992	Audray McMillian, CB	Def.	vs. Cleveland, 11/22	5 tackles, 3 INT (2st), 3 PD
1992	Vencie Glenn, S	Def.	vs. Green Bay, 12/27	2 tackles, 3 INT, 3 PD
1993	John Randle, DT	Def.	@ Chicago, 10/25	7 tackles, 3.5 sacks
1994	Warren Moon, QB	Off.	vs. Miami, 9/25	26-of-37, 326 yds, 3 TD, 44 lg
1994	Fuad Revez, K	S.T.	@ Tampa Bay, 10/30	5/5 FG, 3/3 PAT, 48 lg, 18 pts
1994	Warren Moon, QB	Off.	vs. New Orleans, 11/6	33-of-57, 420 yds, 3 TD, 59 lg
1994	Cris Carter, WR	Off.	vs. Chicago, 12/1	9 rec, 124 yds, 2TD (65t in OT)
1994	Jack Del Rio, LB	Def.	@ Buffalo, 12/10	5 tackles, sack, INT
1994	John Randle, DT	Def.	vs. San Francisco, 12/26	2 tackles, 2 sacks, FF, FR
1995	Fuad Revez, K	S.T.	vs. Detroit, 9/10	2/2 FG, 2/2 PAT, 8 pts
1995	Orlando Thomas, S	Def.	@ Pittsburgh, 9/24	8 tackles, 2 INT (4st), 2 PD
1995	Jeff Brady, LB	Def.	vs. Green Bay, 11/5	6 tackles, sack, INT, 2 PD
1996	Jeff Brady, LB	Def.	vs. Detroit, 9/1	4 tackles, 2 INT, 3 PD
1996	Brad Johnson, QB	Off.	@ Atlanta, 9/8	15-of-26, 275 yds, 2 TD, 71 lg
1996	John Randle, DT	Def.	vs. Green Bay, 9/22	3 tackles, 2 sacks, 2 FF
1996	Brad Johnson, QB	Off.	vs. Arizona, 12/1	19-of-26, 238 yds, 4 TD
1996	Fernando Smith, DE	Def.	@ Detroit, 12/8	3 tackles, 2 sacks
1997	Eddie Murray, K	S.T.	@ Arizona, 10/5	2/2 FG, 2/2 PAT, 49 lg, 10 pts
1998	Gary Anderson, K	S.T.	vs. Detroit, 9/20	5/5 FG, 2/2 PAT, 42 lg, 17 pts
1998	Randall Cunningham, QB	Off.	@ Chicago, 9/27	16-of-25, 275 yds, 4 TD, 67t lg
1998	Randall Cunningham, QB	Off.	@ Green Bay, 10/5	20-of-32, 442 yds, 4 TD, 56t lg
1998	Robert Smith, RB	Off.	@ Detroit, 10/25	19 att, 134 yds, TD, 57t lg
1998	Mitch Berger, P	S.T.	vs. Cincinnati, 11/15	4 punts, 55.8 avg, 2 in20, 66 lg, 5 KO TB
1998	Mitch Berger, P	S.T.	vs. Green Bay, 11/22	3 punts, 54.3 avg, 1 in20, 56 lg, 5 KO TB
1998	Randy Moss, WR	Off.	vs. Green Bay, 11/22	8 rec, 153 yds, TD, 49t lg
1998	Randy Moss, WR	Off.	@ Dallas, 11/26	3 rec, 163 yds, 3 TD, 56t lg
1998	Randall Cunningham, QB	Off.	vs. Chicago, 12/6	21-of-31, 349 yds, 4 TD, 64 lg
1998	Gary Anderson, K	S.T.	@ Baltimore, 12/13	6/6 FG, 2/2 PAT, 46 lg, 20 pts
1999	John Randle, DT	Def.	vs. Tampa Bay, 10/3	4 tackles, 2 sacks, FF, FR, PD
1999	Jeff George, QB	Off.	vs. San Fran., 10/24	15-of-28, 250 yds, 3 TD, 80t lg
1999	Cris Carter, WR	Off.	@ Denver, 10/31	8 rec, 144 yds, 2 TD, 37t lg
1999	Randy Moss, WR	Off.	@ Chicago, 11/14	12 rec, 204 yds, 44lg
1999	Cris Carter, WR	Off.	vs. San Diego, 11/28	11 rec, 136 yds, 2 TD, 34t lg
1999	Mitch Berger, P	S.T.	vs. Green Bay, 12/20	6 punts, 46.8 avg, 2 in20, 57 lg, 2 TB
1999	Moe Williams, RB	S.T.	@ NY Giants, 12/26	1 KR, 85 yds, 85t lg
1999	John Randle, DT	Def.	vs. Detroit, 1/2/00	3 tackles, 2 sacks, FF
2000	Daunte Culpepper, QB	Off.	vs. Tampa Bay, 10/9	15-of-19, 231 yds, 2 TD, 7 att, 35 yds, TD
2000	Gary Anderson, K	S.T.	vs. Buffalo, 10/22	3/3 FG, 2/2 PAT, 38 lg, 11 pts
2000	Daunte Culpepper, QB	Off.	vs. Carolina, 11/19	22-of-29, 357 yds, 3TD, 53t lg
2000	Mitch Berger, P	S.T.	vs. Detroit, 11/30	5 punts, 49.2 avg, 60 lg, 1 in20, 1 KO TB
2001	Randy Moss, WR	Off.	vs. NY Giants, 11/19	10 rec, 171 yds, 3 TD, 57t lg
2001	Todd Bouman, QB	Off.	vs. Tennessee, 12/9	21-of-31, 348 yds, 4 TD, 73t lg, 131.5 PR
2002	Michael Bennett, RB	Off.	vs. Green Bay, 11/17	20 att, 130 yds, 62 lg
2002	Daunte Culpepper, QB	Off.	@ New Orleans, 12/15	26-of-36, 312 yds, 2 TD, 7att, 73 yds, 2 TD, 2pt, run
2002	Gary Anderson, K	S.T.	vs. Miami, 12/21	2/2 FG, 2/2 PAT, 53 lg, 8 pts
2003	Corey Chavous, S	Def.	@ Green Bay, 9/7	7 tackles, 2 INT, 2 PD
2003	Lance Johnstone, DE	Def.	vs. Denver, 10/19	3 tackles, 1.5 sacks, INT (TD), 2 PD
2003	Brian Williams, CB	Def.	vs. Detroit, 11/23	4 tackles, 3 INT (1 TD), 3 PD
2004	Daunte Culpepper, QB	Off.	vs. Dallas, 9/12	17-of-23, 242 yds, 5 TD, 63t lg, 147.1 PR
2004	Daunte Culpepper, QB	Off.	vs. Chicago, 9/26	19-of-30, 360 yds, 5 TD, 63 lg, 127.1 PR; 5 att, 13 yds, 1 TD
2004	Daunte Culpepper, QB	Off.	@ New Orleans, 10/17	26-of-37, 425 yds, 5 TD, 46 lg, 125.6 PR
2004	Kevin Williams, DT	Def.	vs. Jacksonville, 11/28	6 tackles, 1 sack, FR (TD)
2004	Daunte Culpepper, QB	Off.	@ Detroit, 12/19	25-of-35, 404 yds, 3 TD, 82t lg, 126.4 PR
2005	Daunte Culpepper, QB	Off.	vs. Green Bay, 10/23	23-of-31, 280 yds, 3 TD, 29 lg, 123.1 PR
2005	Daren Sharper, S	Def.	@ N.Y. Giants, 11/13	4 tackles, 3 INT, 5 PD, 1 TD
2006	Ryan Longwell, K	S.T.	vs. Carolina, 9/17	16-yard TD pass, 3/4 FG, 10 pts
2006	Cedric Griffin, CB	Def.	@ Detroit, 12/10	3 tackles, FF, FR, INT, PD
2007	Adrian Peterson, RB	Off.	@ Chicago, 10/14	20 att., 224 yds, 3 TD, 73t long
2007	Adrian Peterson, RB	Off.	vs. San Diego, 11/4	30 att., 296 yds, 3 TD, 64t long
2007	Dwight Smith, S	Def.	@ N.Y. Giants, 11/25	6 tackles, 2 INT (1 TD), 2 PD
2007	Aundrae Allison, WR	S.T.	vs. Detroit, 12/2	3 KR, 144 yds, 104t long, 1 TD
2008	Antoine Winfield, CB	Def.	at New Orleans, 10/6	8 tackles, 4 TFL, 1 sack, 1FF, 1 FR, returned blocked FG for TD
2008	Adrian Peterson, RB	Off.	vs. Green Bay, 11/9	30 att., 192 yds, 1 TD, 29t long
2008	Jared Allen, DE	Def.	vs. Chicago, 11/30	9 tackles, 2.5 sacks, 2 QB hurries

2008	..... Tarvaris Jackson, QB	..... Off.	..... at Arizona, 12/14	..... 11-of-17, 163 yds, 4 TD, 0 INT, 135.5 rating
2008	..... Ryan Longwell, K	..... S.T.	..... vs. NY Giants, 12/28	..... 2-for-2 FG, 50-yd game-winner, 2-2 PAT
2009	..... Chad Greenway, LB	..... Def.	..... at Detroit, 9/20	..... 4 tackles, 2 INT, 1 FR
2009	..... Percy Harvin, WR/KR	..... S.T.	..... vs. San Francisco, 9/27	..... 4 KOR, 180 yards, 101-yard TD
2009	..... Brett Favre, QB	..... Off.	..... vs. Green Bay, 10/5	..... 24-of-31, 271 yards, 3 TD, 0 INT, 135.3 rating
2009	..... Brett Favre, QB	..... Off.	..... at Green Bay, 11/1	..... 17-of-28, 244 yards, 4 TD, 0 INT, 128.6 rating
2009	..... Sidney Rice, WR	..... Off.	..... vs. Detroit, 11/15	..... 7 rec., 201 yards, 28.7 avg., 56 Ing
2009	..... Brett Favre, QB	..... Off.	..... vs. N.Y. Giants, 1/3/10	..... 25-of-31, 316 yards, 4 TD, 0 INT, 148.7 rating
2010	..... Adrian Peterson, RB	..... Off.	..... vs. Detroit, 9/26	..... 23 att., 160 yards, 1 TD, 80t Ing
2010	..... Percy Harvin, WR/KR	..... S.T.	..... vs. Dallas, 10/17	..... 3 ret., 134 yards, 1 TD, 44.7 avg., 95t Ing
2010	..... Chris Kluge, P	..... S.T.	..... vs. Arizona, 11/7	..... 4 punts, 191 yards, 47.8 avg., 56 Ing, 4 Inside 20
2010	..... Antoine Winfield, DB	..... Def.	..... @ Philadelphia, 12/28	..... 9 tkls., 2 sacks, 1 TFL, 1 FF, 1 FR, returned FF/FR for TD
2011	..... Adrian Peterson, RB	..... Off.	..... vs. Arizona, 10/9/11	..... 29 att., 122 yards, 3 TD, 24t Ing
2012	..... Blair Walsh, K	..... S.T.	..... vs. Jacksonville, 9/9	..... 4-of-4 FGs, OT forcing 55-yard FG, GW 38-yard FG in OT
2012	..... Adrian Peterson, RB	..... Off.	..... vs. Arizona, 10/21	..... 23 att., 153 yards, 1 TD, 27 Ing
2012	..... Adrian Peterson, RB	..... Off.	..... vs. Chicago, 12/9	..... 31 att., 154 yards, 2 TD, 51 Ing
2012	..... Blair Walsh, K	..... S.T.	..... at St. Louis, 12/16	..... 5-of-5 FGs, Tied NFL record with 3 50+ yard FGs (50.53.51)
2012	..... Blair Walsh, K	..... S.T.	..... vs. Green Bay, 12/30	..... 3-of-3 FGs, GW 29-yard FG to clinch a playoff berth
2013	..... Cordarrelle Patterson, WR/KR	..... S.T.	..... vs. Green Bay, 10/27	..... NFL record 109-yard KOR TD, 5 KOR, 228 yards, 1 TD
2013	..... Blair Walsh, K	..... S.T.	..... vs. Green Bay, 11/24	..... 4-of-4 FGs, Game tying 35-yard FG in OT
2014	..... Anthony Barr, LB	..... Def.	..... at Tampa Bay, 10/26	..... 9 tkls., 1 sack, 1 FF, returned fumble 27 yards in OT for GW TD
2014	..... Adam Thielen, WR	..... S.T.	..... vs. Carolina, 11/30	..... Blocked punt and returned 30 yards for TD, 2 STT
2015	..... Marcus Sherels, PR/CB	..... S.T.	..... @ Chicago, 11/1	..... 3 PR, 77 yards, 77-yard TD
2015	..... Linval Joseph, DT	..... Def.	..... vs. St. Louis, 11/8	..... 10 tkls (7 solo), 0.5 sacks, 3 TFLs and 2 QB hurries
2015	..... Terence Newman, CB	..... Def.	..... @ Oakland, 11/15	..... 4 tkls, 2 INTs and career-high 5 passes defended
2015	..... Blair Walsh, K	..... S.T.	..... vs. NY Giants, 12/27	..... 5-of-5 FGs and scored 19 points
2015	..... Everson Griffen, DE	..... Def.	..... @ Green Bay, 1/3/16	..... 6 tkls, 2.0 sacks and a FF that was returned for TD
2016	..... Eric Kendricks, LB	..... Def.	..... @ Tennessee, 9/11/16	..... 7 tkls, 1 TFL, 1 PD, 1 INT returned 77 yards for TD
2016	..... Stefan Diggs, WR	..... Off.	..... vs. Green Bay, 9/18/16	..... 9 rec., 182 yards, 1 TD
2016	..... Everson Griffen, DE	..... Def.	..... @ Carolina, 9/25/16	..... 3.0 sacks, 4 tkls, 3.0 TFL
2016	..... Xavier Rhodes, CB	..... Def.	..... vs. Arizona, 11/20/16	..... 2 INTs, returned 1 for 100yd TD, 3 tkls

## VIKINGS ALL-TIME NFL PLAYOFF PLAYERS OF THE WEEK

YEAR	PLAYER	HONOR	ROUND	OPPONENT/PERFORMANCE
1997	..... Eddie Murray, K	..... Special Teams	..... Wild Card	..... @ NY Giants; 3-3 FG, 2-2 XP, 11 points
1998	..... Robert Griffith, S	..... Defense	..... Divisional	..... vs. Arizona; 6 tackles, 2 interceptions
1999	..... Robert Smith, RB	..... Offense	..... Wild Card	..... vs. Dallas; 28 att., 140 yds., 3 rec., 58 yds, 1 TD
2000	..... Daunte Culpepper, QB	..... Offense	..... Divisional	..... vs. New Orleans; 17-31-302 yds., 3 TDs
2004	..... Antoine Winfield, CB	..... Defense	..... Wild Card	..... @ Green Bay; 13 tackles, 1 INT, 1 PD



Jack Del Rio, Carlos Jenkins and Todd Scott powered the Vikings defense during the 1994 NFC Central Division title season. Keith Millard (18) and Chris Doleman (21) led the Vikings with 39 combined sacks in 1989 en route to an NFC Central crown.

## VIKINGS ALL-TIME NFC PLAYERS OF THE MONTH

YEAR	PLAYER	HONOR	MONTH
1986	Doug Martin, DE	Defense	September
1989	Keith Millard, DT	Defense	October
1992	Chris Doleman, DE	Defense	December
1993	Chris Doleman, DE	Defense	Dec./Jan.
1994	Jack Del Rio, LB	Defense	September
1994	Anthony Parker, CB	Defense	October
1994	John Randle, DT	Defense	December
1994	Fuad Revez, K	Special Teams	December
1995	Warren Moon, QB	Offense	November
1996	John Randle, DT	Defense	September
1997	Jake Reed, WR	Offense	September
1997	John Randle, DT	Defense	October
1998	Randall Cunningham, QB	Offense	October
1998	Mitch Berger, P	Special Teams	November
1998	John Randle, DT	Defense	December
1999	Mitch Berger, P	Special Teams	September
1999	Cris Carter, WR	Offense	November
1999	John Randle, DT	Defense	December
2000	Robert Smith, RB	Offense	November
2000	Mitch Berger, P	Special Teams	December
2003	Daunte Culpepper, QB	Offense	September
2004	Daunte Culpepper, QB	Offense	October
2005	Chris Kluwe, P	Special Teams	September
2005	Darren Sharper, S	Defense	November
2009	Brett Favre, QB	Offense	November
2011	Jared Allen, DE	Defense	October
2012	Percy Harvin, KR	Special Teams	September
2012	Adrian Peterson, RB	Offense	December
2012	Blair Walsh, K	Special Teams	December
2013	Cordarrelle Patterson, WR/KR	Special Teams	September
2014	Everson Griffen, DE	Defense	October
2015	Adrian Peterson, RB	Offense	November




Robert Smith

## VIKINGS ALL-TIME NFL ROOKIES OF THE MONTH

YEAR	PLAYER	HONOR	MONTH
1997	Dwayne Rudd, LB	Defense	December
1998	Randy Moss, WR	Offense	November
2003	Kevin Williams, DT	Defense	December
2007	Adrian Peterson, RB	Offense	September
2007	Adrian Peterson, RB	Offense	October
2009	Percy Harvin, WR	Offense	November
2013	Cordarrelle Patterson, WR	Offense	December
2015	Eric Kendricks, LB	Defense	October



Jake Reed



Dwayne Rudd



Doug Martin

# VIKINGS ALL-TIME HONORS


KICKOFF  
EXECUTIVES  
COACHES  
STAFF  
PLAYERS  
ROOKIES  
2016 SEASON  
RECORDS  
PLAYOFF RECORDS  
HISTORY  
EXTRA POINTS

## NFL MVP

- 1971-Alan Page, DT (AP)  
1975-Fran Tarkenton, QB (AP, NEA, PFW, TSN, Maxwell Club)  
1998-Randall Cunningham, QB (Miller Lite, Maxwell Club)  
2008-Adrian Peterson, RB (Maxwell Club)  
2012-Adrian Peterson, RB (AP, Maxwell Club, PFW/PFWA)

## ALL-PRO

- 1963-Tommy Mason, HB (AP, UPI, NEA)  
1964-Mick Tingelhoff, C (AP, UPI)  
1965-Mick Tingelhoff, C (AP, UPI, NEA)  
1966-Mick Tingelhoff, C (AP, UPI, NEA)  
1967-Mick Tingelhoff, C (UPI)  
1968-Mick Tingelhoff, C (AP, UPI, NEA); Carl Eller, DE (AP, UPI, NEA)  
1969-Mick Tingelhoff, C (AP, UPI, NEA); Carl Eller, DE (AP, UPI, NEA); Alan Page, DT (UPI)  
1970-Alan Page, DT (AP, NEA, PFWA); Carl Eller, DE (AP, NEA, PFWA); Mick Tingelhoff, C (PFWA)  
1971-Alan Page, DT (AP, NEA, PFW); Carl Eller, DE (AP, NEA, PFW); Ron Yary, T (AP, NEA, PFW); Paul Krause, DB (NEA)  
1972-Ron Yary, T (AP)  
1973-Carl Eller, DE (PFWA, AP, NEA); John Gilliam, WR (NEA); Alan Page, DT (AP, PFWA); Fran Tarkenton, QB (NEA); Ron Yary, T (AP, PFWA, NEA)  
1974-Alan Page, DT (PFWA, NEA, AP, PFW); Ed White, G (NEA); Ron Yary, T (PFWA, NEA, AP, PFW)  
1975-Chuck Foreman, RB (AP, NEA, PFWA); Paul Krause, S (AP, PFWA); Alan Page, DT (AP, PFWA); Fran Tarkenton, QB (AP, NEA, PFWA); Ed White, G (NEA); Ron Yary, T (AP, NEA, PFWA)  
1976-Ron Yary, T (AP, NEA, PFWA); Chuck Foreman, RB (NEA)  
1980-Matt Blair, LB (AP)  
1982-Doug Martin, DE (PFW)  
1987-Joey Browner, S (AP, NEA, PFW, PFWA); Gary Zimmerman, T (AP, NEA, PFW, PFWA); Chris Doleman, DE (NEA)  
1988-Joey Browner, S (AP, PFWA, PFW, CPFN, TSN, SI); Carl Lee, CB (AP, PFWA, PFW, CPFN, TSN); Keith Millard, DT (AP, PFWA, CPFN, TSN); Gary Zimmerman, T (AP, PFW, CPFN)  
1989-Chris Doleman, DE (AP, CPFN, TSN, PFW); Keith Millard, DT (AP, TSN, SI, PFW); Joey Browner, S (CPFN); Randall McDaniel, G (CPFN)  
1990-Joey Browner, S (AP, CPFN, TSN, PFW, PFW, FD, NEA); Randall McDaniel, G (AP, CPFN); Chris Doleman, DE (SI)  
1991-Randall McDaniel, G (AP, NEA, TSN, PFW)  
1992-Chris Doleman, DE (AP, FD, FN, PFW, TSN, UPI); Randall McDaniel, G (AP, CPFN, FD, FN, PFW, NEA, TSN); Audray McMillian, CB (AP, CPFN, FD, PFW, UPI); Gary Zimmerman, T (FN, NEA, UPI); Todd Scott, S (FD, FN, UPI); Harry Newsome, P (FN)  
1993-Randall McDaniel, G (AP, CPFN, PFW, TSN, SI); John Randle, DT (AP, PFW, FD)  
1994-Cris Carter, WR (AP, PFW, PFWA, CPFN, FD, TSN, SI, USA); Randall McDaniel, G (AP, PFW, PFWA, CPFN, FD, TSN, USA); John Randle, DT (AP, PFW, PFWA, CPFN, FD, TSN, USA); Fuad Revez, K (PFW, PFWA, FD, SI)  
1995-Randall McDaniel, G (AP, CPFN, PFW, PFWA); John Randle, DT (AP, CPFN, PFW, PFWA, TSN)  
1996-Cris Carter, WR (SI); Randall McDaniel, G (AP, CPFN, FD, PFWA, PFW, TSN, USA); John Randle, DT (AP, FD, PFW, PFWA, TSN, USA)  
1997-Cris Carter, WR (USA); Randall McDaniel, G (TSN, USA); John Randle, DT (AP, PFW, CPFW, TSN); Todd Steussie, T (FD)  
1998-Gary Anderson, K (AP, SI, PFW, CPFN, TSN, FD, USA); Jeff Christy, C (SI); Randall Cunningham, QB (AP, SI, PFW, FD, CPFN); Robert Griffith, S (TSN, CPFN); Jimmy Hitchcock, CB (CPFN); Randall McDaniel, G (AP, SI, PFW, CPFN, TSN, FD, USA); Randy Moss, WR (AP, SI, PFW, CPFN, TSN, FD, USA); John Randle, DT (AP, PFW, CPFN, TSN, FD, USA); Todd Steussie, T (SI)  
1999-Mitch Berger, P (PFW, CPFN, TSN); Cris Carter, WR (AP, FD, PFW, SI); Jeff Christy, C (PFW); Randall McDaniel, G (USA); Randy Moss, WR (USA); John Randle, DT (USA)  
2000-Daunte Culpepper, QB (USA); Randy Moss, WR (AP, SI, PFW, CPFN, TSN, FD, USA)  
2003-Matt Birk, C (TSN); Randy Moss, WR (AP, FD, PFW)



Orlando Thomas

- 2004-Kevin Williams, DT (AP, PFW, TSN)  
2005-Darren Sharper, S (PFW, SI, TSN)  
2006-Steve Hutchinson, G (PFW, TSN), Kevin Williams, DT (AP, PFW, TSN)  
2007-Steve Hutchinson, G (AP, PFW, TSN), Adrian Peterson, RB (TSN), Kevin Williams, DT (AP, PFW, TSN)  
2008-Jared Allen, DE (AP), Steve Hutchinson, G (AP, TSN, PFW), Adrian Peterson RB (AP, TSN, PFW), Kevin Williams DT (AP)  
2009-Jared Allen, DE (AP, PFW), Steve Hutchinson G (AP, PFW), Adrian Peterson RB (AP, PFW), Kevin Williams DT (AP, PFW)  
2011-Jared Allen, DE (AP, PFW/PFWA, TSN)  
2012-Adrian Peterson, RB (AP, PFW/PFWA); Blair Walsh, K (AP, PFW/PFWA); John Sullivan (PFW/PFWA)  
2013-Cordarelle Patterson, KR (AP, PFW/PFWA) Adrian Peterson, RB (AP)  
2014-Adrian Peterson, RB (AP)  
2015-Adrian Peterson, RB (AP, PFWA, TSN), Cordarelle Patterson, KR (PFWA/TSN)  
2016-Cordarelle Patterson, KR (AP, PFWA/TSN)

## ALL-NFC

- 1970-Mick Tingelhoff, C (AP); Carl Eller, DE (AP, UPI); Alan Page, DT (AP, UPI); Paul Krause, S (UPI)  
1971-Carl Eller, DE (AP, UPI, TSN); Alan Page, DT (AP, UPI, TSN); Ron Yary, T (AP, UPI, TSN); Bob Grim, WR (UPI, TSN); Paul Krause, DB (UPI, TSN)  
1972-Carl Eller, DE (TSN, AP); Paul Krause, DB (UPI, AP, TSN); Alan Page, DT (UPI, AP, TSN); Fran Tarkenton, QB (UPI, TSN); Ron Yary, T (UPI, AP, TSN)  
1973-Carl Eller, DE (PFWA, AP, UPI, TSN); John Gilliam, WR (UPI, TSN); Paul Krause, S (UPI, TSN, AP, PFWA); Alan Page, DT (PFWA, AP, UPI, TSN); Ron Yary, T (AP, PFWA, TSN, UPI); Bobby Bryant, DB (PFWA)  
1974-Chuck Foreman, RB (AP, UPI, TSN, PFW); Alan Page, DT (AP, UPI, TSN, PFW); Nate Wright, DB (PFW); Ron Yary, T (AP, UPI, TSN, PFW)  
1975-Carl Eller, DE (AP, UPI); Chuck Foreman, RB (AP, UPI); Paul Krause, S (AP, UPI); Alan Page, DT (AP, UPI); Fran Tarkenton, QB (AP, UPI); Ed White, G (AP, UPI); Ron Yary, T (AP, UPI); Todd Steussie, T (UPI); Fran Tarkenton, QB (UPI); Chuck Foreman, RB (AP, UPI); Alan Page, DT (AP, UPI)  
1977-Matt Blair, LB (TSN); Chuck Foreman, RB (PFW, TSN); Alan Page, DT (UPI); Sammy White, WR (PFW); Ron Yary, T (UPI, PFW, TSN)  
1978-Matt Blair, LB (UPI, PFW); Sammy White, WR (UPI)  
1979-Ahmad Rashad, WR (UPI, PFW, SN); Matt Blair, LB (PFW)  
1980-Matt Blair, LB (UPI); Ahmad Rashad, WR (UPI) Joe Senger, TE (UPI)  
1982-Doug Martin, DE (UPI, PFW)  
1986-Tommy Kramer, QB (UPI)  
1987-Joey Browner, S (UPI, PFW, FN); Chris Doleman, DE (UPI, PFW, FN); Gary Zimmerman, T (UPI, PFW, FN); Steve Jordan, TE (UPI); Anthony Carter, WR (FN)  
1988-Joey Browner, S (UPI); Carl Lee, CB (UPI); Gary Zimmerman, T (UPI)

- 1989-Chris Doleman, DE (UPI, PFW); Keith Millard, DT (UPI, PFW); Randall McDaniel, G (PFW); Joey Browner, S (PFW)  
1990-Joey Browner, S (UPI, FN); Randall McDaniel, G (UPI); Carl Lee, CB (FN); Henry Thomas, DT (FN)  
1993-Randall McDaniel, G (UPI, FN); John Randle, DT (UPI, FN); Chris Doleman, DE (UPI)  
1994-Cris Carter, WR (FN, UPI); Randall McDaniel, G (FN, UPI); John Randle, DT (FN, UPI); Fuad Revez, K (FN, UPI); Jack Del Rio, LB (FN)  
1995-Randall McDaniel, G (FN, UPI); David Palmer, PR (FN); John Randle, DT (FN, UPI)  
1996-Randall McDaniel, G (UPI, FN); John Randle, DT (UPI)  
1997-Cris Carter, WR (FN); Randall McDaniel, G (PFW, FN); David Palmer, PR (PFW); John Randle, DT (PFW, FN, USA); Todd Steussie, T (PFW, FN)  
1998-Gary Anderson, K (FN, PFW); Jeff Christy, C (FN, PFW); Randall Cunningham, QB (FN, PFW); Randall McDaniel, G (FN, PFW); Randy Moss, WR (FN, PFW); John Randle, DT (FN, PFW); Wayne Rudd, LB (FN); Todd Steussie, T (PFW)  
1999-Mitch Berger, P (PFW); Cris Carter, WR (PFW); Jeff Christy, C (PFW)  
2000-Matt Birk, C (PFW, FN); Daunte Culpepper, QB (FN); Randy Moss, WR (CPFW, FN); Robert Smith, RB (PFW, FN)  
2002-Randy Moss, WR (PFW)  
2003-Matt Birk, C (PFW); Randy Moss, WR (PFW)  
2004-Daunte Culpepper, QB (PFW); Kevin Williams, DT (PFW)  
2005-Koren Robinson, KR (PFW); Darren Sharper, S (PFW)  
2006-Steve Hutchinson, G (PFW), Pat Williams, DT (PFW)  
2007-Matt Birk, C (PFW), Steve Hutchinson, G (PFW), Adrian Peterson, RB (PFW), Darren Sharper, S (PFW), Kevin Williams, DT (PFW), Pat Williams, DT (PFW)  
2008-Steve Hutchinson, G (PFW), Adrian Peterson, RB (PFW), Kevin Williams, DT (PFW), Antoine Winfield, CB (PFW)  
2009-Adrian Peterson, RB (PFW)  
2010-Adrian Peterson, RB (PFW)  
2011-Jared Allen, DE (PFW)  
2012-Jared Allen, DE (PFWA), Adrian Peterson, RB (PFWA), John Sullivan, C (PFWA), Blair Walsh, K (PFWA)  
2013-Cordarelle Patterson, KR (PFWA)  
2015-Cordarelle Patterson, KR (PFWA), Adrian Peterson, RB (PFWA)  
2016-Cordarelle Patterson, KR (PFWA), Marcus Sherels, PR (PFWA)

## NFL COACH OF THE YEAR

- 1969-Bud Grant (AP, PFW, TSN)  
1992-Dennis Green (Washington Touchdown Club)  
1998-Dennis Green (SI, Maxwell Club)

## NFC COACH OF THE YEAR

- 1992-Dennis Green, (UPI, CPFN)

## BERT BELL AWARD (PLAYER OF THE YEAR)

- 1975-Fran Tarkenton, QB  
1998-Randall Cunningham, QB  
2008-Adrian Peterson, RB  
2012-Adrian Peterson, RB

## NFL OFFENSIVE PLAYER OF THE YEAR

- 1975-Fran Tarkenton, QB (PFW)  
1998-Randall Cunningham, QB (CPFW)  
2012-Adrian Peterson, RB (AP, PFW/PFWA)

## NFL DEFENSIVE PLAYER OF THE YEAR

- 1971-Alan Page, DT (PFW)  
1973-Alan Page, DT (PFW)  
1989-Keith Millard, DT (AP, PFW)

## NFC PLAYER OF THE YEAR

- 1974-Chuck Foreman (TSN)  
1975-Fran Tarkenton (TSN)  
1998-Randall Cunningham, QB (FN)

## NFC DEFENSIVE PLAYER OF THE YEAR

- 1992-Chris Doleman, DE (UPI)  
2011-Jared Allen, DE (TSN)

## NFL LINEMAN OF THE YEAR

- 1973-Alan Page, DT (PFWA)

## NFL COMEBACK PLAYER OF THE YEAR

- 1986-Tommy Kramer, QB (PFW)  
2012-Adrian Peterson, RB (PFW/PFWA)

## NFL ROOKIE OF THE YEAR

1963-Paul Flatley, WR (AP UPI, NEA, TSN)  
 1973-Chuck Foreman, RB (AP PFWA)  
 1976-Sammy White, WR (AP, PFWA)  
 1998-Randy Moss, WR (TSN, FN, PFW, SI)  
 2007-Adrian Peterson, RB (TSN, PFW, SI)  
 2009-Percy Harvin, WR/KR (AP, PFW)  
 2014-Teddy Bridgewater, QB (Pepsi)

## NFL OFFENSIVE ROOKIE OF THE YEAR

1973-Chuck Foreman, RB, (PFW)  
 1976-Sammy White, WR, (PFW, PD)  
 1998-Randy Moss, WR (AP, FD, CPWF)  
 2007-Adrian Peterson, RB (AP, PFW)  
 2009-Percy Harvin, WR/KR (AP, PFW)

## NFL DEFENSIVE ROOKIE OF THE YEAR

1994-Dewayne Washington, CB (PFN)

## WALTER PAYTON AWARD-NFL MAN OF THE YEAR

1999-Cris Carter  
 2010-Madieu Williams

## NFL ALUMNI PLAYERS OF THE YEAR

1988-Anthony Carter (WR), Joey Browner (DB)  
 1992-Randall McDaniel (OL)  
 1994-Cris Carter (WR)  
 1998-Gary Anderson (ST), Randall Cunningham (QB), Randy Moss (WR), John Randle (DL)  
 2000-Cris Carter (WR), Daunte Culpepper (QB)  
 2006-Steve Hutchinson (DL)  
 2008-Adrian Peterson (RB)  
 2009-Steve Hutchinson (OL), Jared Allen (DL)

## NFL ALUMNI CAREER ACHIEVEMENT AWARD

1995-Alan Page

## NFC ROOKIE OF THE YEAR

1973-Chuck Foreman, RB (Wheaties, TSN)  
 1976-Sammy White, WR (UPI, TSN, NEA)  
 1998-Randy Moss, WR (PFWA)

## NFC OFFENSIVE ROOKIE OF THE YEAR

1998-Randy Moss, WR (PFWA)

## 1,000 YARD CLUB

(For the outstanding blocker in the NFL)  
 1969-Mick Tingelhoff, C  
 1975-Ron Yary, T

## GOLDEN TOE AWARD

1994-Fuad Reveziz  
 1998-Gary Anderson  
 2012-Blair Walsh

## PRO BOWL PLAYERS

1961-Hugh McElhenny, HB; Jerry Reichow, E  
 1962-Tommy Mason, HB  
 1963-Tommy Mason, HB; Grady Alderman, T; Rip Hawkins, LB  
 1964-Tommy Mason, HB; Grady Alderman, T; Mick Tingelhoff, C; Fran Tarkenton, QB; Bill Brown, RB  
 1965-Grady Alderman, T; Bill Brown, FB; Fran Tarkenton, QB; Mick Tingelhoff, C  
 1966-Paul Flatley, E; Grady Alderman, T; Milt Sunde, G; Mick Tingelhoff, C  
 1967-Mick Tingelhoff, C; Grady Alderman, T; Bill Brown, FB  
 1968-Mick Tingelhoff, C; Bill Brown, FB; Carl Eller, DE; Jim Marshall, DE; Alan Page, DT  
 1969-Carl Eller, DE; Joe Kapp, QB; Paul Krause, S; Gary Larsen, DT; Jim Marshall, DE; Alan Page, DT; Gene Washington, WR; Mick Tingelhoff, C

1970-Fred Cox, K; Carl Eller, DE; Karl Kassulke, S; Gary Larsen, DT; Dave Osborn, HB; Alan Page, DT; Gene Washington, WR  
 1971-Carl Eller, DE; Alan Page, DT; Paul Krause, DB; Ron Yary, T; Bob Grim, WR  
 1972-John Gilliam, WR; Paul Krause, DB; Alan Page, DT; Ron Yary, T  
 1973-Chuck Foreman, RB; John Gilliam, WR; Paul Krause, S; Alan Page, DT; Jeff Siemon, LB; Ron Yary, T; \*Carl Eller, DE  
 1974-Carl Eller, DE; Chuck Foreman, RB; John Gilliam, WR; Paul Krause, S; Alan Page, DT; \*Fran Tarkenton, QB; Ron Yary, T  
 1975-Jeff Siemon, LB; Chuck Foreman, RB; John Gilliam, WR; Paul Krause, S; Alan Page, DT; Jeff Siemon, LB; \*Fran Tarkenton, QB; Ed White, G; Ron Yary, T  
 1976-Jeff Siemon, LB; Ed White, G; Ron Yary, T; Sammy White, WR; \*Chuck Foreman, RB; \*Fran Tarkenton, QB; \*Alan Page, DT  
 1977-Matt Blair, LB; Chuck Foreman, RB; Jeff Siemon, LB; Ed White, G; Sammy White, WR; Ron Yary, T  
 1978-Matt Blair, LB; Ahmad Rashad, WR  
 1979-Matt Blair, LB; Ahmad Rashad, WR  
 1980-Matt Blair, LB; Ahmad Rashad, WR  
 1981-Matt Blair, LB; Ahmad Rashad, WR; \*Joe Senser, TE  
 1982-Matt Blair, LB  
 1984-Jan Stenerud, K  
 1985-Joey Browner, special teams  
 1986-Tommy Kramer, QB; Joey Browner, S; Steve Jordan, TE  
 1987-Joey Browner, S; Chris Doleman, DE; Scott Studwell, LB; Anthony Carter, WR; Steve Jordan, TE; Gary Zimmerman, T  
 1988-Joey Browner, S; Chris Doleman, DE; Carl Lee, CB; Keith Millard, DT; Scott Studwell, LB; Anthony Carter, WR; Steve Jordan, TE; Wade Wilson, QB; Gary Zimmerman, T  
 1989-Joey Browner, S; Chris Doleman, DE; Carl Lee, CB; Keith Millard, DT; Steve Jordan, TE; Randall McDaniel, G; Gary Zimmerman, T  
 1990-Joey Browner, S; Chris Doleman, DE; Carl Lee, CB; Steve Jordan, TE; Randall McDaniel, G; Henry Thomas, NT  
 1991-Steve Jordan, TE; Randall McDaniel, G; Henry Thomas, NT  
 1992-Chris Doleman, DE; Randall McDaniel, G; \*Audray McMillian, CB; Todd Scott, S; Henry Thomas, DT; Gary Zimmerman, T  
 1993-Cris Carter, WR; Chris Doleman, DE; Randall McDaniel, G; John Randle, DT  
 1994-Cris Carter, WR; Jack Del Rio, LB; Randall McDaniel, G; Warren Moon, QB; John Randle, DT; Fuad Reveziz, K  
 1995-Cris Carter, WR; Randall McDaniel, G; Warren Moon, QB; John Randle, DT  
 1996-Cris Carter, WR; Randall McDaniel, G; John Randle, DT  
 1997-Cris Carter, WR; Randall McDaniel, G; John Randle, DT; Todd Stuessie, T  
 1998-Gary Anderson, K; Cris Carter, WR; Jeff Christy, C; Randall Cunningham, QB; \*Ed McDaniel, LB; Randall McDaniel, G; Randy Moss, WR; John Randle, DT; Robert Smith, RB; Todd Stuessie, T  
 1999-Mitch Berger, P; Cris Carter, WR; Jeff Christy, C; Randall McDaniel, G; Randy Moss, WR  
 2000-Matt Birk, C; Cris Carter, WR; Daunte Culpepper, QB; Robert Griffith, S; \*Randy Moss, WR; \*Robert Smith, RB; Corey Chavous, S; Steve Hutchinson, G; Adrian Peterson, RB; Tony Richardson, FB; Darren Sharper, S; Kevin Williams, DT; Pat Williams, DT  
 2008-Jared Allen, DE; Steve Hutchinson, G; Adrian Peterson, RB; Kevin Williams, DT; Pat Williams, DT; Antoine Winfield, CB  
 2009-Jared Allen, DE; Heath Farwell, LB; \*Brett Favre, QB; \*Percy Harvin, WR/KR; Steve Hutchinson, G; \*Bryant McKinnie, T; Adrian Peterson, RB; \*Sidney Rice, WR; \*Kevin Williams, DT; \*Antoine Winfield, DB  
 2010-\*, E.J. Henderson, LB; Adrian Peterson, RB; \*Kevin Williams, DT; Antoine Winfield, CB  
 2011-Jared Allen, DE; Chad Greenway, LB  
 2012-Jared Allen, DE; Jerome Felton, FB; Chad Greenway, LB; Matt Kalil, T; Adrian Peterson, RB; Kyle Rudolph, TE; Blair Walsh, K  
 2013-Cordarrelle Patterson, KR; \*Adrian Peterson, RB  
 2015-Anthony Barr, LB; Teddy Bridgewater, QB; Everson Griffen, DE; \*Adrian Peterson, RB; Harrison Smith, S  
 2016-Anthony Barr, LB; Everson Griffen, DE; Linval Joseph, DT; Cordarrelle Patterson, KR; Xavier Rhodes, CB; Harrison Smith, S

**Bold - Starter**  
 \*Did not play  
 AP-Associated Press; CPFN-College & Pro Football Newsweekly; FD-Football Digest; FN-Football News; NEA-Newspaper Enterprise Assoc.; PFW-Pro Football Weekly; PFWA-Pro Football Writers of America; SI-Sports Illustrated; TSN-The Sporting News; UPI-United Press International; USA-USA Today



Matt Blair and Ahmad Rashad each went to 4 consecutive Pro Bowls from 1978-81.

# VIKINGS PRO BOWL HONOREES

## MOST PRO BOWL SEASONS

11	Randall McDaniel, G	1989-99
9	Alan Page, DT	1968-76
8	Cris Carter, WR	1993-00
7	Ron Yary, T	1971-77
7	Adrian Peterson, RB	2007-10, *12-13, *15
6	Joey Browner, S	1985-90
6	Matt Blair, LB	1977-82
6	Chris Doleman, DE	1987-90, *92-93
6	Carl Eller, DE	1968-71, *73-74
6	Paul Krause, S	1969, *71-75
6	Steve Jordan, TE	1986-91
6	John Randle, DT	1993-98
6	Mick Tingelhoff, C	1964-69
6	Matt Birk, C	2000-01, *03-04, *06-07
6	Kevin Williams, DT	2004, *06-10

## MOST PRO BOWL STARTS

11	Randall McDaniel, G	1989-99
7	Alan Page, DT	1968-71, *73-75
7	Ron Yary, T	1971-77
6	John Randle, DT	1993-98
5	Chris Doleman, DE	1987-90, *92
5	Adrian Peterson, RB	2007-09, *12, *15

## VIKINGS PRO BOWL MVPs

Fran Tarkenton, QB	1964
Ahmad Rashad, WR	1978
Randy Moss, WR	1999
Adrian Peterson, RB	2007
Kyle Rudolph, TE	2012



## KOREY STRINGER GOOD GUY AWARD

In 2001 the Twin Cities chapter of the Pro Football Writers of America awarded the first Korey Stringer Good Guy Award in honor of the late Vikings lineman. The award is voted on annually by members of the Twin Cities media and presented to the Vikings player who is the most cooperative and has the best attitude with the media.

2001 Byron Chamberlain, TE	2007 Ben Leber, LB	2013 Kevin Williams, DT
2002 Matt Birk, C	2008 Bobby Wade, WR	2014 Brian Robson, DE
2003 Daunte Culpepper, QB	2009 Visanthe Shiancoe, TE	2015 Captain Munneryn, CB
2004 Daunte Culpepper, QB	2010 Ben Leber, LB	2016 Captain Munneryn, CB
2005 Koren Robinson, WR	2011 Percy Harvin, WR	
2006 Antoine Winfield, CB	2012 Chad Greenway, LB	



## ED BLOCK COURAGE AWARD

Each year, the Ed Block Courage Awards honors those National Football League players who exemplify commitments to the principles of sportsmanship and courage. This award is unique in that the recipients are selected solely by a vote of their teammates. Every fall all 32 teams conduct a vote which results in each team selecting their Ed Block Courage Award recipient for the year.

1984 Steve Riley, T	1997 Robert Smith, RB	2010 Cedric Griffin, CB
1985 Keith Nord, S	1998 Randall Cunningham, QB	2011 Anthony Herrera, G
1986 Walker Lee Ashley, LB	1999 Robert Griffith, S	2012 Adrian Peterson, RB
1987 Scott Studwell, LB	2000 Gary Anderson, K	2013 Kevin Williams, DT
1988 Leo Lewis, WR	2001 Daunte Culpepper, QB	2014 Greg Jennings, WR
1989 Jim Gustafson, WR	2002 Lewis Kelly, G	2015 Phil Loadholt, T
1990 Gary Zimmerman, T	2003 Eric Kelly, CB	2016 Teddy Bridgewater, QB
1991 Terry Allen, RB	2004 Corey Chavous, S	
1992 Darrin Nelson, RB	2005 Koren Robinson, WR	
1993 Henry Thomas, DT	2006 Matt Birk, C	
1994 Cris Carter, WR	2007 Chad Greenway, LB	
1995 John Randle, DT	2008 Kenechi Udeze, DE	
1996 Scottie Graham, RB	2009 E.J. Henderson, LB	



## 50 GREATEST VIKINGS

The 50 Greatest Vikings were selected as part of the club's celebration of the 50th season in franchise history in 2010.

PLAYER, POSITION	SEASONS	PLAYER, POSITION	SEASONS
Grady Alderman, T.....	1961-74	Randall McDaniel, G.....	1988-99
Jared Allen, DE.....	2008-13	Keith Millard, DT.....	1985-91
Matt Birk, C.....	1998-2008	Randy Moss, WR.....	1998-2004, '10
Matt Blair, LB.....	1974-85	Dave Osborn, RB.....	1965-75
Bill Brown, RB.....	1962-74	Alan Page, DT.....	1967-78
Joey Browner, S.....	1983-91	Adrian Peterson, RB.....	2007-16
Bobby Bryant, CB.....	1967-80	John Randle, DT.....	1990-2000
Anthony Carter, WR.....	1985-93	Ahmad Rashad, WR.....	1976-82
Cris Carter, WR.....	1990-2001	Ed Sharockman, CB.....	1962-72
Fred Cox, K.....	1963-77	Jeff Siemon, LB.....	1972-82
Daunte Culpepper, QB.....	1999-2005	Robert Smith, RB.....	1993-2000
Chris Doleman, DE.....	1985-93, '99	Scott Studwell, LB.....	1977-90
Carl Eller, DE.....	1964-78	Doug Sutherland, DT.....	1971-81
Chuck Foreman, RB.....	1973-79	Fran Tarkenton, QB.....	1961-66, '72-78
John Gilliam, WR.....	1972-75	Henry Thomas, DT.....	1987-94
Bud Grant, Head Coach.....	1967-83, '85	Mick Tingelhoff, C.....	1962-78
Wally Hilgenberg, LB.....	1968-79	Stu Voigt, TE.....	1970-80
Steve Hutchinson, G.....	2006-11	Gene Washington, WR.....	1967-72
Tim Irwin, T.....	1981-93	Ed White, G.....	1969-77
Steve Jordan, TE.....	1982-94	Sammy White, WR.....	1976-86
Tommy Kramer, QB.....	1977-89	Kevin Williams, DT.....	2003-13
Paul Krause, S.....	1968-79	Antoine Winfield, CB.....	2004-12
Gary Larsen, DT.....	1965-74	Roy Winston, LB.....	1962-76
Carl Lee, CB.....	1983-93	Ron Yary, T.....	1968-81
Jim Marshall, DE.....	1961-79	Gary Zimmerman, T.....	1986-92



Table of game results for the 2015 season, listing dates, opponents, and scores.

USUAL STARTERS (GAMES STARTED)

Table of usual starters for offense and defense, listing player names and their game counts.

BOLD/Purple= Pro Bowler

Summary statistics for the team, including Total First Downs, Net Yards Rushing, Net Yards Passing, and Touchdowns.

Score by Periods table showing Q1, Q2, Q3, Q4, OT, and PTS for Vikings and Opponents.

Scoring table with columns for TD, Ru, Pa, Rt, K-PAT, FG, 2Pt, and PTS for individual players and opponents.

Field Goals table showing attempts and results for B. Walsh, Vikings, and Opponents.

Walsh: (44WR, 37) (28, 23) (24) (38 WL, 38, 33) (24, 45, 45) (37, 53, 51, 35, 22) (43, 48, 36) (34, 40) (20, 38, 53WR, 39B, 34) (1) (51WL, 29, 39) (1) (44, 54) (53) (32, 52, 52, 53, 27) (39, 32)

Opponent: (28B, 30, 25) (26) (1) (33, 47, 39) (48) (52) (55, 33, 51WL) (61, 35, 45, 48WR, 53) (1) (42, 47, 40, 42, 52) (31) (23) (27, 23, 47) (51) (27) (28, 43)

Rushing statistics table with columns for Player, Att., Yds., Avg., Long, and TD.

Receiving statistics table with columns for Player, No., Yds., Avg., Long, and TD.

Punting statistics table with columns for Player, No., Yds., Avg., Ftr, TB, In, Lg, and B.

Punt Returns statistics table with columns for Player, Ret, FC, Yds, Avg, Long, and TD.

Kickoff Returns statistics table with columns for Player, No., Yds, Avg, Long, and TD.

Defensive Leaders:

Tackles - E. Kendrick (105), A. Sendejo (100), H. Smith (87), C. Greenway (86), A. Barr (80). Sacks - Everson Griffen (10.5), D. Hunter (6.0), T. Johnson (5.5), B. Robinson (5.0), E. Kendrick (4.0), A. Barr (3.5), C. Greenway (2.5), S. Floyd (2.5), H. Smith (1.5), C. Munnerlyn (1.0), A. Sendejo (0.5), L. Joseph (0.5). Interceptions, TDs - T. Newman (3.0), H. Smith (2.1), C. Munnerlyn (2.0), J. Trattou (2.0), C. Greenway (1.1), A. Barr (1.0), A. Sendejo (1.0), X. Rhodes (1.0). Fumbles Lost - T. Bridgewater 3, A. Peterson 3, J. Wright 1, C. Pattersen 1. Total: 8. Opponent Fumble Recoveries - A. Exum Jr. 2, B. Robinson 2, C. Munnerlyn 2, A. Cole 1, A. Sendejo 1, S. Stephen 1. Total: 9.

Summary statistics table with columns for TD, TD%, Int, Int%, Long, Sack, Lost, and Rating.




# ALL-TIME SUPER BOWL RESULTS

SUPER BOWL DATE	RESULT	SITE	MVP
I ..... 1/15/67	Green Bay 35, Kansas City 10	Los Angeles	QB Bart Starr, Green Bay
II ..... 1/14/68	Green Bay 33, Oakland 14	Miami	QB Bart Starr, Green Bay
III ..... 1/12/69	NY Jets 16, Baltimore 7	Miami	QB Joe Namath, NY jets
IV ..... 1/11/70	Kansas City 23, Minnesota 7	New Orleans	QB Len Dawson, Kansas City
V ..... 1/17/71	Baltimore 16, Dallas 13	Miami	LB Chuck Howley, Dallas
VI ..... 1/16/72	Dallas 24, Miami 3	New Orleans	QB Roger Staubach, Dallas
VII ..... 1/14/73	Miami 14, Washington 7	Los Angeles	S Jake Scott, Miami
VIII ..... 1/13/74	Miami 24, Minnesota 7	Houston	RB Larry Csonka, Miami
IX ..... 1/12/75	Pittsburgh 16, Minnesota 6	New Orleans	RB Franco Harris, Pittsburgh
X ..... 1/18/76	Pittsburgh 21, Dallas 17	Miami	WR Lynn Swann, Pittsburgh
XI ..... 1/9/77	Oakland 32, Minnesota 14	Pasadena	WR Fred Biletnikoff, Oakland
XII ..... 1/15/78	Dallas 27, Denver 10	New Orleans	DT Randy White/DE Harvey Martin, Dallas
XIII ..... 1/21/79	Pittsburgh 35, Dallas 31	Miami	QB Terry Bradshaw, Pittsburgh
XIV ..... 1/20/80	Pittsburgh 31, Los Angeles 19	Pasadena	QB Terry Bradshaw, Pittsburgh
XV ..... 1/25/81	Oakland 27, Philadelphia 10	New Orleans	QB Jim Plunkett, Oakland
XVI ..... 1/24/82	San Francisco 26, Cincinnati 21	Pontiac	QB Joe Montana, San Francisco
XVII ..... 1/30/83	Washington 27, Miami 17	Pasadena	RB John Riggins, Washington
XVIII ..... 1/22/84	LA Raiders 38, Washington 9	Tampa	RB Marcus Allen, LA Raiders
XIX ..... 1/20/85	San Francisco 38, Miami 16	Stanford	QB Joe Montana, San Francisco
XX ..... 1/26/86	Chicago 46, New England 10	New Orleans	DE Richard Dent, Chicago
XXI ..... 1/25/87	NY Giants 39, Denver 20	Pasadena	QB Phil Simms, NY Giants
XXII ..... 1/31/88	Washington 42, Denver 10	San Diego	QB Doug Williams, Washington
XXIII ..... 1/22/89	San Francisco 20, Cincinnati 16	South Florida	WR Jerry Rice, San Francisco
XXIV ..... 1/28/90	San Francisco 55, Denver 10	New Orleans	QB Joe Montana, San Francisco
XXV ..... 1/27/91	NY Giants 20, Buffalo 19	Tampa	RB Ottis Anderson, NY Giants
XXVI ..... 1/26/92	Washington 37, Buffalo 24	Minneapolis	QB Mark Rypien, Washington
XXVII ..... 1/31/93	Dallas 52, Buffalo 17	Pasadena	QB Troy Aikman, Dallas
XXVIII ..... 1/30/94	Dallas 30, Buffalo 13	Atlanta	RB Emmitt Smith, Dallas
XXIX ..... 1/29/95	San Francisco 49, San Diego 26	South Florida	QB Steve Young, San Francisco
XXX ..... 1/28/96	Dallas 27, Pittsburgh 17	Tempe	CB Larry Brown, Dallas
XXXI ..... 1/26/97	Green Bay 35, New England 21	New Orleans	KR/PR Desmond Howard, Green Bay
XXXII ..... 1/25/98	Denver 31, Green Bay 24	San Diego	RB Terrell Davis, Denver
XXXIII ..... 1/31/99	Denver 34, Atlanta 19	South Florida	QB John Elway, Denver
XXXIV ..... 1/30/00	St. Louis 23, Tennessee 16	Atlanta	QB Kurt Warner, St. Louis
XXXV ..... 1/28/01	Baltimore 34, NY Giants 7	Tampa	LB Ray Lewis, Baltimore
XXXVI ..... 2/3/02	New England 20, St. Louis 17	New Orleans	QB Tom Brady, New England
XXXVII ..... 1/26/03	Tampa Bay 48, Oakland 21	San Diego	S Dexter Jackson, Tampa Bay
XXXVIII ..... 2/1/04	New England 32, Carolina 29	Houston	QB Tom Brady, New England
XXXIX ..... 2/6/05	New England 24, Philadelphia 21	Jacksonville	WR Deion Branch, New England
XL ..... 2/5/06	Pittsburgh 21, Seattle 10	Detroit	WR Hines Ward, Pittsburgh
XLI ..... 2/4/07	Indianapolis 29, Chicago 17	South Florida	QB Peyton Manning, Indianapolis
XLII ..... 2/3/08	NY Giants 17, New England 14	Glendale	QB Eli Manning, NY Giants
XLIII ..... 2/1/09	Pittsburgh 27, Arizona 23	Tampa	WR Antonio Holmes, Pittsburgh
XLIV ..... 2/7/10	New Orleans 31, Indianapolis 17	South Florida	QB Drew Brees, New Orleans
XLV ..... 2/6/11	Green Bay 31, Pittsburgh 25	North Texas	QB Aaron Rodgers, Green Bay
XLVI ..... 2/5/12	NY Giants 21, New England 17	Indianapolis	QB Eli Manning, NY Giants
XLVII ..... 2/3/13	Baltimore 34, San Francisco 31	New Orleans	QB Joe Flacco, Baltimore
XLVIII ..... 2/2/14	Seattle 43, Denver 8	East Rutherford	LB Malcolm Smith, Seattle
XLIX ..... 2/1/15	New England 28, Seattle 24	Glendale	QB Tom Brady, New England
50 ..... 2/7/16	Denver 24, Carolina 10	Santa Clara	LB Von Miller, Denver
LI ..... 2/5/17	New England 34, Atlanta 28 (OT)	Houston	QB Tom Brady, New England

## FUTURE SUPER BOWLS

LII ..... 2/4/18	U.S. Bank Stadium, Minneapolis, MN
LIII ..... 2019	Mercedes Benz Stadium, Atlanta, GA
LIV ..... 2020	New Miami Stadium, Miami Gardens, FL
LV ..... 2021	Raymond James Stadium, Tampa, FL

## HOMES OF THE VIKINGS



The Vikings played their home games for 21 seasons (1961-81) at Metropolitan Stadium and for 32 seasons (1982-2013) at Mall of America Field at the Hubert H. Humphrey Metrodome. The Vikings then moved outdoors to the campus of the University of Minnesota for two seasons (2014-15) while U.S. Bank Stadium was being constructed. Ground breaking for the new facility took place in December 2013 and the Vikings played the 1st game there in the 2016 preseason opener on August 28 vs. San Diego. U.S. Bank Stadium will play host to Super Bowl LII in February 2018, the 2nd Super Bowl that has been hosted by Minnesota.

The Vikings have called four stadiums "home" in their 55-year history: Metropolitan Stadium in Bloomington, Mall of America Field at the Hubert H. Humphrey Metrodome in Minneapolis, TCF Bank Stadium on the campus of the University of Minnesota and U.S. Bank Stadium, located on the same site as the Metrodome in Minneapolis. On Sept. 10, 1961, the Vikings played their first-ever home game, a 21-17 preseason loss to the L.A. Rams at Metropolitan Stadium. Over 21 seasons the Vikings compiled a 97-59-4 record, including playoffs, at Met Stadium and possessed one of the most dominant home field advantages in professional football. On Dec. 20, 1981, the Vikings played the last game at the Met, a 10-6 loss to the Kansas City Chiefs. Capacity of the Met was 48,446 in the stadium's final year. The Vikings played their last season in the Metrodome in 2013 after the passage of a new stadium bill. The new Vikings stadium, U.S. Bank Stadium, was built on the Metrodome site with the Vikings playing their home games on the University of Minnesota's campus at TCF Bank Stadium from 2014-15.

The Vikings moved indoors in 1982 to the Metrodome in downtown Minneapolis. Seating capacity for the Metrodome was 64,134. It also featured two Sony Jumbotron replay screens and 115 private suites owned and operated by the Vikings. In 32 seasons at the Metrodome the Vikings owned a 168-92 record, which includes a 6-4 mark in NFL playoff action. The 2013 season marked the Vikings 32nd campaign of home games in the Metrodome, 11 seasons longer than the Vikings played at Metropolitan Stadium. The Metrodome had been host to many marquee sporting events, including Super Bowl XXVI, the 1987 and 1991 World Series, the 1985 Major League Baseball All-Star Game, the 1992 and 2001 NCAA Final Four basketball tournaments and the 1998 NFC Championship Game. The Metrodome also hosted NCAA Men's Basketball Regionals in 2000, 2003 and 2005.

During their two-year stay at TCF Bank Stadium, which has a capacity of 54,000, the Vikings totaled an 11-5 regular season record, giving them the highest win percentage all-time among teams in a temporary stadium and became the only team to secure a playoff berth while playing in a temporary stadium. The final game played at TCF Bank Stadium was the coldest game in Vikings history and the third-coldest game in NFL history with a kickoff temperature of minus-6 Fahrenheit.

U.S. Bank Stadium hosted the first regular season game on Sept. 18, 2016 with a prime time matchup in Week 2 vs. Green Bay, a 17-14 Vikings win. Vikings TE Kyle Rudolph scored the 1st TD for the club in their new home on a pass from Sam Bradford against the Packers. The Dallas game on 12/1/16 drew a record home crowd of 66,860.

### Metropolitan Stadium

First Vikings Regular Season Game: vs. Chicago (9/17/61), 37-13 Vikings win  
Total Vikings Home Record at Met Stadium: 97-59-4 (.606), 160 games (regular season/playoffs)

### Mall of America Field at the Hubert H. Humphrey Metrodome

First Vikings Regular Season Game: vs. Tampa Bay (9/12/82), 17-10 Vikings win  
Total Vikings Home Record at Metrodome: 168-92-0 (.646), 260 games (regular season/playoffs)

### TCF Bank Stadium

First Vikings Regular Season Game: vs. Chicago Bears (12/20/10), 40-14 Vikings loss  
Total Vikings Home Record at TCF Bank Stadium: 11-7 (.611), 18 games (regular season/playoffs)

### U.S. Bank Stadium

First Vikings Regular Season Game: Green Bay Packers (9/18/16), 17-14 Vikings win  
Total Vikings Home Record at U.S. Bank Stadium: 5-3 (.611), 8 games (regular season/playoffs)

**EXTRA POINTS**

## 2017 VERIZON VIKINGS TRAINING CAMP

In 2017, the Minnesota Vikings will call Mankato their summer home for the Verizon Vikings Training Camp for the 52nd-straight season. Close to 70,000 fans attended the 2016 Verizon Vikings Training Camp to observe daily practices and take part in all the fun and fanfare in the Vikings Village.

Rookie players report to camp on Sunday, July 23 at Minnesota State University, Mankato.

The team typically practices twice daily, and the CenturyLink Autograph Zone will return in 2017 where fans can get their favorite players' autographs following selected practices. The club will hold a night practice in Blakeslee Stadium on Saturday, August 5 and will break camp following practice on Tuesday, August 8.

### Training Camp Facts

**Location:** Mankato is located 80 miles south of the Twin Cities off of Highway 169.

**Headquarters:** Vikings Training Camp headquarters is on the campus of Minnesota State University, Mankato.

**Media:** All media should report to the Verizon Vikings Training Camp media headquarters in Pennington Hall on the campus of MSU, Mankato. Credentials and parking information will be distributed at Pennington Hall.

**For a full schedule of Training Camp, visit Vikings.com**



Minnesota State University, Mankato's Blakeslee Stadium has played host to Vikings training camps since 1966. From 1961-65 the Vikings held training camp on the campus of Bemidji State University.

## VIKINGS ENTERTAINMENT NETWORK KEEPS FANS IN THE GAME

Vikings Entertainment Network (VEN) is the umbrella for all Vikings content and entertainment initiatives including Preseason TV, team TV shows, Vikings.com, social media, in-stadium programming as well as the Minnesota Vikings Cheerleaders (MVC), Skol Line Drum Team, and Viktor the Viking.

In 2017, Vikings Preseason TV will again be simulcast with games airing LIVE locally on FOX 9 KMSP as well as on KFAN 100.3 FM and the Vikings Radio Network. The simulcast team of Paul Allen, Pete Berlich, Greg Coleman and Ben Leber will return.

*Vikings GamePlan* returns for a 11th season featuring the "Voice of the Vikings" Paul Allen, as well as head coach Mike Zimmer, a weekly player guest, game film review and expert analysis. *Vikings GamePlan* is produced by VEN and airs Saturdays on FOX 9 KMSP and Sundays on FOX Sports North.

*Vikings: Beyond the Gridiron*, the Emmy Award winning documentary-style show focuses on the rare inside access that only a team network can provide. *Beyond the Gridiron* is in its 6th season and is co-produced by VEN and Elite Edge Productions and airs Fridays on My 29 WFTC, and Sundays on FOX 9 KMSP and Fox Sports North.

*Vikings Connected* is a Vikings fan-centric show driven by digital content and is co-hosted by Erin Newburg and Chris Hawkey from the Vikings Radio Flagship KFAN. Fans can interact with the show throughout the season by using #VikingsConnected. *Vikings Connected* is produced by VEN and airs Saturday nights on My 29 WFTC and Sundays on Fox Sports North.

Returning for a 2nd season is *Vikings GameDay LIVE*, the team's live one hour pregame TV show. Featuring in-depth analysis and commentary to get you ready for each week's game, *Vikings GameDay LIVE* will bring you live reports from the field each week, all leading up to kick off gameday. *Vikings GameDay LIVE* is produced by VEN in conjunction with FOX 9 KMSP and airs Sunday mornings on FOX 9 KMSP.

Also back for a 2nd season is *Vikings Huddle*, a show for our young Vikings fans. Each week will feature a chance for fans to get to know their favorite Vikings players in a fun, entertaining way both on and off the field. Plus we'll teach you how lessons learned on the football field can be used in everyday life. *Vikings Huddle* is produced by VEN and airs Saturday mornings on FOX 9 KMSP.

Vikings.com provides the most team content, with daily in-season video features and team updates. Vikings.com is your source for everything purple. For comments or questions regarding VEN, please email [entertainment@vikings.nfl.net](mailto:entertainment@vikings.nfl.net).



# MINNESOTA VIKINGS RADIO NETWORK

## VOICES OF THE VIKINGS

Entering his 16th season in 2017 as the Vikings radio play-by-play voice is KFAN radio mid-day personality Paul Allen. Joining Allen as the color commentator is former Vikings LB and coach Pete Bercich.

Allen's run started as the Vikings Internet webcast play-by-play voice during the 2000 season and called one Vikings game during the 2001 season. He has become the "Voice of the Vikings."

Bercich returns for his 12th season with the broadcasts in 2017 and brings a decade of NFL experience from the field and sideline. A 7th-round draft pick by the Vikings in 1994, Bercich overcame the odds and played for the team from 1995-2000. A standout special teamer, Bercich parlayed his knowledge of the game into a coaching job with the team from 2002-05.

Joining Allen and Bercich from the sidelines will be former Vikings punter Greg Coleman. Coleman punted for the Vikings from 1978-87 and is the team's all-time leader in punts (721) and punting yards (29,391). He also ranks 2nd in punts inside the 20-yard line (154).

Entering his first season as part of the Vikings Radio Network broadcast, former Vikings LB Ben Leber will bring a new perspective to the team as he joins Coleman on the sidelines in 2016. Leber played for the Vikings from 2006-10 and has been a regular contributor to KFAN and VEN.



Greg Coleman, Paul Allen, Pete Bercich and Ben Leber

KFAN-FM (100.3) and KTLK-AM (1130 AM) serve as the flagship stations for the Minnesota Vikings Radio Network, which includes outlets in five states.

## MINNESOTA

MARKET	STATION	FREQUENCY
Twin Cities	KFAN-FM	100.3
Twin Cities	KTLK-AM	1130
Aitkin	KKIN-FM	94.3
Albert Lea	KQPR-FM	96.1
Alexandria	KIKV-FM	100.7
Bemidji	KBUN-AM	1450
Blue Earth	KBEW-FM	98.1
Brainerd	KBLB-FM	93.3
Brainerd	KBLB-AM	1380
Crookston	KROX-AM	1260
Dassel-Hutch	KARP-FM	106.9
Detroit Lakes	KBOT-FM	104.1
Detroit Lakes	KDLM-AM	1340
Duluth	KQDS-FM	92.1
Duluth	KQDS-AM	1490
Ely	WELY-AM	1450
Eveleth	KRBT-AM	1340
Fergus Falls	KBRF-FM	1250
Grand Rapids	KMFY-FM	96.9
Glencoe	KGLB-AM	1310
Hibbing	WMNT-AM	650
Int'l Falls	KSDM-FM	104.1
Jackson	KRAQ-FM	105.7
Marshall	KARL-FM	105.1
Mankato	KYSM-AM	1230
Mankato	KXLP-FM	94.1
Morris	KKOK-FM	95.7
New Ulm	KNUJ-FM	107.3
Pine City	WCMP-FM	100.9
Rochester	KRCH-FM	101.7
Rochester	KWEB-AM	1270
Roseau	KKWQ-FM	92.5
Saint Cloud	WJON-AM	1240
Saint Cloud	KXXS-AM	1390
Spring Grove	KQYB-FM	98.3
Thief River	KTRF-AM	1230
Wadena	KKWS-FM	105.9
Waseca	KRUE-AM	1170
Willmar	KWLM-AM	1340
Winona	KWNO-AM	1380
Worthington	KWOA-AM	730

## IOWA

Des Moines	KXNO-AM	1460
Sioux City	KMNS-AM	620
Spencer	KICD-AM	1240

## NORTH DAKOTA

Bismark	KFYR-AM	550
Carrington	KDAK-AM	1600
Devils Lake	KDLR-AM	1240
Dickinson	KLTC-AM	1460
Fargo	KRWK-FM	101.9
Fargo	KVOX-AM	740
Grand Forks	KKXL-AM	1440
Valley City	KOVU-AM	1490
Williston	KEYZ-AM	660

## SOUTH DAKOTA

Aberdeen	KSDN-AM	930
Pierre/Mobridge	KMLO-FM	100.7
Sisseton	KBWS-FM	102.9
Sioux Falls	KWSN-AM	1230
Watertown	KPHR-FM	106.3
Yankton	WNAX-AM	570

## WISCONSIN

Eau Claire	WMEQ-AM	880
Hayward	WHSM-FA	101.0
LaCrosse	KQYB-FM	98.3
Rice Lake	WKFX-FM	99.1



## VIKINGS MEDIA POLICY



**INTERVIEW REQUESTS:** All interview requests for Minnesota Vikings players, coaches, executives or staff members should be directed to the Public Relations Department. Phone interviews should be arranged at least two days in advance and will be subject to availability. Head Coach Mike Zimmer will hold a press conference the day following games and Wednesday of a regular game week at Winter Park and will make a weekly conference call to speak with the opposing team's assembled media.

**OPEN LOCKER ROOM PERIOD:** The Vikings' locker room is open to accredited media during the week at scheduled times. Head Coach Mike Zimmer will address assembled media on Wednesday of a regular game week at Winter Park during this period. Television standups and live shots are prohibited during press conferences. Vikings players will also be available to the media with the assistance of Public Relations staffers of the Vikings. Players and coaches are not available for interviews on Tuesdays, the day before a game or on game day until after the game.

**PRACTICE REGULATIONS:** The Vikings practices at Winter Park on Wednesday, Thursday and Friday are open through individual drills to accredited media. Practices are open for filming through individual drills.

**GAME CREDENTIALS:** Credential requests are honored for accredited media on specific assignments and must be made through the Vikings' Public Relations Department. Credentials will not be issued to writers or photographers working on a free-lance basis unless the request is made by a recognized publication or news organization. Season-long credentials are issued in July; game-by-game credentials must be requested at least one week prior to each home game. Game day credentials may be picked up at the media entrance on the southeast side of the stadium starting three hours before kickoff. All credential requests must be sent to Jon Ekstrom (ekstromj@vikings.nfl.net).

**PRESS RELEASES:** The Vikings' weekly press release may be obtained from the team or on Vikings.com and nflcommunications.com. The team's weekly injury report, which is first released on Wednesday, can also be acquired the same way.

**STILL PHOTOGRAPHY:** Still photography is not allowed in the locker room at Winter Park or U.S. Bank Stadium at any time.

**MEDIA CONTACTS:** Media requests can be submitted to the Vikings Public Relations staff: Bob Hagan, Executive Director of Public Relations (haganb@vikings.nfl.net); Tom West, Director of Public Relations (westt@vikings.nfl.net), Jeff Anderson, Executive Director of Communications (andersonj@vikings.nfl.net), Jon Ekstrom, Public Relations Manager (ekstromj@vikings.nfl.net) or Sam Newton, Public Relations Assistant (newtons@vikings.nfl.net). The general office phone is 952-828-6500.



# NFL TEAMS OF THE DECADES

**\*\*All-Decade Teams chosen by the Pro Football Hall of Fame\*\***

## 1970s ALL-DECADE TEAM

### OFFENSE

WR - Harold Carmichael  
WR - Drew Pearson  
WR - Lynn Swann  
WR - Paul Warfield  
TE - Dave Casper  
TE - Charlie Sanders  
T - Dan Dierdorf  
T - Art Shell  
T - Rayfield Wright

### T - RON YARY

G - Joe DeLamielleure  
G - John Hannah  
G - Larry Little  
G - Gene Upshaw  
C - Jim Langer  
C - Mike Webster

QB - Terry Bradshaw  
QB - Ken Stabler  
QB - Roger Staubach  
RB - Earl Campbell  
RB - Franco Harris  
RB - Walter Payton

RB - O.J. Simpson  
K - Garo Yepremian  
K - Jim Bakken

### DEFENSE

#### DE - CARL ELLER

DE - L.C. Greenwood  
DE - Harvey Martin  
DE - Jack Youngblood  
DT - Joe Greene  
DT - Bob Lilly  
DT - Merlin Olsen

#### DT - ALAN PAGE

LB - Bobby Bell  
LB - Robert Brazile  
LB - Dick Butkus  
LB - Jack Ham  
LB - Ted Hendricks  
LB - Jack Lambert  
CB - Willie Brown  
CB - Jimmy Johnson  
CB - Roger Wehrli  
CB - Louis Wright  
S - Dick Anderson  
S - Cliff Harris  
S - Ken Houston  
S - Larry Wilson

### SPECIALISTS

P - Ray Guy

## 1980s ALL-DECADE TEAM

### OFFENSE

WR - Jerry Rice  
WR - Steve Largent  
WR - James Lofton  
WR - Art Monk  
TE - Kellen Winslow  
TE - Ozzie Newsome  
T - Anthony Munoz  
T - Jim Covert

### T - GARY ZIMMERMAN

T - Joe Jacoby  
G - John Hannah  
G - Russ Grimm  
G - Bill Fralic  
G - Mike Munchak  
C - Dwight Stephenson  
C - Mike Webster

QB - Joe Montana  
QB - Dan Fouts  
RB - Walter Payton  
RB - Eric Dickerson  
RB - Roger Craig  
RB - John Riggins

### DEFENSE

DE - Reggie White  
DE - Howie Long  
DE - Lee Roy Selmon  
DE - Bruce Smith  
DT - Randy White  
DT - Dan Hampton  
DT - Dave Butz

#### DT - KEITH MILLARD

LB - Mike Singletary  
LB - Lawrence Taylor  
LB - Ted Hendricks  
LB - Jack Lambert  
LB - Andre Tippett  
LB - John Anderson  
LB - Carl Banks  
CB - Mike Haynes  
CB - Mel Blount  
CB - Frank Minnifield  
CB - Lester Hayes  
S - Ronnie Lott  
S - Kenny Easley  
S - Deron Cherry

#### S - JOEY BROWNER

S - Nolan Cromwell

### SPECIALISTS

P - Sean Landeta  
P - Reggie Roby  
K - Morten Andersen  
K - Gary Anderson  
K - Eddie Murray  
PR - Billy Johnson  
PR - John Taylor  
KR - Mike Nelms  
KR - Rick Upchurch

## 1990s ALL-DECADE TEAM

### OFFENSE

WR - CRIS CARTER  
WR - Jerry Rice  
WR - Tim Brown  
WR - Michael Irvin  
TE - Shannon Sharpe  
TE - Ben Coates  
T - William Roof

### T - GARY ZIMMERMAN

T - Tony Boselli  
T - Richmond Webb  
G - Bruce Matthews  
G - RANDALL McDANIEL  
G - Larry Allen  
G - Steve Wisniewski  
C - Dermontti Dawson  
C - Mark Stepnoski

QB - John Elway  
QB - Brett Favre  
RB - Barry Sanders  
RB - Emmitt Smith  
RB - Terrell Davis  
RB - Thurman Thomas

### DEFENSE

DE - Bruce Smith  
DE - Reggie White  
DE - CHRIS DOLEMAN  
DE - Neil Smith  
DT - Cortez Kennedy

#### DT - JOHN RANDLE

DT - Warren Sapp  
DT - Bryant Young  
LB - Kevin Greene  
LB - Junior Seau  
LB - Derrick Thomas  
LB - Cornelius Bennett  
LB - Hardy Nickerson  
LB - Levon Kirkland  
CB - Deion Sanders  
CB - Rod Woodson  
CB - Darrell Green  
CB - Aeneas Williams  
S - Steve Atwater  
S - LeRoy Butler  
S - Carnell Lake  
S - Ronnie Lott

### SPECIALISTS

P - Darren Bennett  
P - Sean Landeta  
K - Morten Andersen  
K - GARY ANDERSON  
PR - Deion Sanders  
PR - Mel Gray  
KR - Michael Bates  
KR - Mel Gray

## 2000s ALL-DECADE TEAM

### OFFENSE

WR - RANDY MOSS  
WR - Marvin Harrison  
WR - Torry Holt  
WR - Terrell Owens  
TE - Tony Gonzalez  
TE - Antonio Gates  
T - Walter Jones  
T - Jonathan Ogden  
T - Orlando Pace  
T - Willie Roof  
G - Alan Faneca

### G - STEVE HUTCHINSON

G - Larry Allen  
G - Will Shields  
C - Kevin Mawae  
C - Olin Kreutz  
QB - Tom Brady  
QB - Peyton Manning  
RB - LaDainian Tomlinson  
RB - Edgerrin James  
RB - Shaun Alexander  
RB - Jamal Lewis  
FB - Lorenzo Neal

### DEFENSE

DE - Dwight Freeney  
DE - Michael Strahan  
DE - Julius Peppers  
DE - Jason Taylor  
DT - Warren Sapp  
DT - Richard Seymour  
DT - La'Roi Glover

#### DT - KEVIN WILLIAMS

DT - Derrick Brooks  
LB - Ray Lewis  
LB - Brian Urlacher  
LB - Joey Porter  
LB - Zach Thomas  
LB - DeMarcus Ware  
CB - Champ Bailey  
CB - Charles Woodson  
CB - Ronde Barber  
CB - Ty Law  
S - Ed Reed  
S - Brian Dawkins  
S - Troy Polamalu

#### S - DARREN SHARPER

SPECIALISTS  
P - Shane Lechler  
P - Brian Moorman  
K - Adam Vinatieri  
K - David Akers  
PR - Dante Hall  
PR - Devin Hester  
KR - Josh Cribbs  
KR - Dante Hall

# 2017 NATIONAL FOOTBALL LEAGUE SCHEDULE

## ALL TIMES CENTRAL

\* Subject to flex scheduling

### PRESEASON

**THURSDAY, AUGUST 3, 2017**  
**HALL OF FAME GAME (CANTON, OH)**  
 Dallas vs. Arizona ..... 7:00

### PRESEASON WEEK 1

**WEDNESDAY, AUGUST 9, 2017**  
 Houston at Carolina ..... 6:30

**THURSDAY, AUGUST 10, 2017**  
**Minnesota at Buffalo ..... 6:00**  
 Atlanta at Miami ..... 6:00  
 Denver at Chicago ..... 6:00  
 Jacksonville at New England ..... 6:30  
 New Orleans at Cleveland ..... 7:00  
 Philadelphia at Green Bay ..... 7:00  
 Washington at Baltimore ..... 6:30

**FRIDAY, AUGUST 11, 2017**  
 Pittsburgh at NY Jets ..... 6:00  
 Tampa Bay at Cincinnati ..... 6:30  
 San Francisco at Kansas City ..... 8:00

**SATURDAY, AUGUST 12, 2017**  
 Tennessee at NY Jets ..... 6:30  
 Dallas at LA Rams ..... 8:00  
 Oakland at Arizona ..... 9:00

**SUNDAY, AUGUST 13, 2017**  
 Detroit at Indianapolis ..... 12:30  
 Seattle at LA Chargers ..... 7:00

### PRESEASON WEEK 2

**THURSDAY, AUGUST 17, 2017**  
 Baltimore at Miami ..... 6:00  
 Buffalo at Philadelphia ..... 6:00  
 Tampa Bay at Jacksonville ..... 7:00

**FRIDAY, AUGUST 18, 2017**  
**Minnesota at Seattle ..... 9:00**

**SATURDAY, AUGUST 19, 2017**  
 Carolina at Tennessee ..... 2:00  
 Kansas City at Cincinnati ..... 6:00  
 Indianapolis at Dallas ..... 6:00  
 NY Jets at Detroit ..... 6:30  
 Green Bay at Washington ..... 6:30  
 New England at Houston ..... 7:00  
 LA Rams at Oakland ..... 9:00  
 Denver at San Francisco ..... 9:00  
 Chicago at Arizona ..... 9:00

**SUNDAY, AUGUST 20, 2017**  
 Atlanta at Pittsburgh ..... 3:00  
 New Orleans at LA Chargers ..... 7:00

**MONDAY, AUGUST 21, 2017**  
 NY Giants at Cleveland ..... 7:00

**PRESEASON WEEK 3**  
**THURSDAY, AUGUST 24, 2017**  
 Miami at Philadelphia ..... 6:00  
 Carolina at Jacksonville ..... 6:30

**FRIDAY, AUGUST 25, 2017**  
 New England at Detroit ..... 6:00  
 Kansas City at Seattle ..... 7:00

**SATURDAY, AUGUST 26, 2017**  
 Arizona at Atlanta ..... 6:00  
 Buffalo at Baltimore ..... 6:00  
 NY Jets at NY Giants ..... 6:00  
 Cleveland at Tampa Bay ..... 6:30  
 Indianapolis at Pittsburgh ..... 6:30  
 Oakland at Dallas ..... 7:00  
 LA Chargers at LA Rams ..... 7:00  
 Houston at New Orleans ..... 7:00  
 Green Bay at Denver ..... 8:00

**SUNDAY, AUGUST 27, 2017**  
**San Francisco at Minnesota ..... 7:00**  
 Chicago at Tennessee ..... Noon  
 Cincinnati at Washington ..... 3:30

### PRESEASON WEEK 4

**THURSDAY, AUGUST 31, 2017**  
**Miami at Minnesota ..... 7:00**  
 Philadelphia at NY Jets ..... 6:00  
 Cincinnati at Indianapolis ..... 6:00  
 Detroit at Buffalo ..... 6:00  
 Jacksonville at Atlanta ..... 6:00  
 LA Rams at Green Bay ..... 6:00  
 NY Giants at New England ..... 6:30  
 Washington at Tampa Bay ..... 6:30  
 Pittsburgh at Carolina ..... 6:30  
 Baltimore at New Orleans ..... 7:00  
 Cleveland at Chicago ..... 7:00  
 Dallas at Houston ..... 7:00  
 Tennessee at Kansas City ..... 7:30  
 Arizona at Denver ..... 8:00  
 Seattle at Oakland ..... 9:00  
 LA Chargers at San Francisco ..... 9:00

### REGULAR SEASON WEEK 1

**THURSDAY, SEPTEMBER 7, 2017**  
 Kansas City at New England ..... 7:30

**SUNDAY, SEPTEMBER 10, 2017**  
 NY Jets at Buffalo ..... Noon  
 Atlanta at Chicago ..... Noon  
 Baltimore at Cincinnati ..... Noon  
 Pittsburgh at Cleveland ..... Noon  
 Arizona at Detroit ..... Noon  
 Jacksonville at Houston ..... Noon  
 Tampa Bay at Miami ..... Noon  
 Oakland at Tennessee ..... Noon  
 Philadelphia at Washington ..... Noon  
 Indianapolis at Los Angeles ..... 3:05  
 Seattle at Green Bay ..... 3:25  
 Carolina at San Francisco ..... 3:25  
 NY Giants at Dallas ..... 7:30

**Monday, September 11, 2017**  
**New Orleans at Minnesota ..... 6:10**  
 LA Chargers at Denver ..... 9:20

### REGULAR SEASON WEEK 2

**THURSDAY, SEPTEMBER 14, 2017**  
 Houston at Cincinnati ..... 7:25

**SUNDAY, SEPTEMBER 17, 2017**  
**Minnesota at Pittsburgh ..... Noon**  
 Cleveland at Baltimore ..... Noon  
 Buffalo at Carolina ..... Noon  
 Arizona at Indianapolis ..... Noon  
 Tennessee at Jacksonville ..... Noon  
 Philadelphia at Kansas City ..... Noon  
 New England at New Orleans ..... Noon  
 Chicago at Tampa Bay ..... Noon  
 Miami at LA Chargers ..... 3:05  
 NY Jets at Oakland ..... 3:05  
 Dallas at Denver ..... 3:25  
 Washington at LA Rams ..... 3:25  
 San Francisco at Seattle ..... 3:25  
 Green Bay at Atlanta ..... 7:30

**Monday, September 18, 2017**  
 Detroit at NY Giants ..... 7:30

### REGULAR SEASON WEEK 3

**THURSDAY, SEPTEMBER 21, 2017**  
 LA Rams at San Francisco ..... 7:25

**SUNDAY, SEPTEMBER 24, 2017**  
 Baltimore at Jacksonville (London) .. 8:30a  
**Tampa Bay at Minnesota ..... Noon**  
 Denver at Buffalo ..... Noon  
 New Orleans at Carolina ..... Noon  
 Pittsburgh at Chicago ..... Noon  
 Atlanta at Detroit ..... Noon  
 Cleveland at Indianapolis ..... Noon  
 Houston at New England ..... Noon  
 Miami at NY Jets ..... Noon  
 NY Giants at Philadelphia ..... Noon

Seattle at Tennessee ..... 3:05  
 Cincinnati at Green Bay ..... 3:25  
 Kansas City at LA Chargers ..... 3:25  
 Oakland at Washington ..... 7:30

**MONDAY, SEPTEMBER 25, 2017**  
 Dallas at Arizona ..... 7:30

### REGULAR SEASON WEEK 4

**THURSDAY, SEPTEMBER 28, 2017**  
 Chicago at Green Bay ..... 7:25

**SUNDAY, OCTOBER 1, 2017**  
 New Orleans at Miami (London) ..... 8:30a  
**Detroit at Minnesota ..... Noon**  
 Buffalo at Atlanta ..... Noon  
 Pittsburgh at Baltimore ..... Noon  
 Cincinnati at Cleveland ..... Noon  
 LA Rams at Dallas ..... Noon  
 Tennessee at Houston ..... Noon  
 Carolina at New England ..... Noon  
 Jacksonville at NY Jets ..... Noon  
 San Francisco at Arizona ..... 3:05  
 Philadelphia at LA Chargers ..... 3:05  
 NY Giants at Tampa Bay ..... 3:05  
 Oakland at Denver ..... 3:25  
 Indianapolis at Seattle ..... 7:30

**MONDAY, OCTOBER 2, 2017**  
 Washington at Kansas City ..... 7:30

### REGULAR SEASON WEEK 5

**THURSDAY, OCTOBER 5, 2017**  
 New England at Tampa Bay ..... 7:25p

**SUNDAY, OCTOBER 9, 2017**  
 Buffalo at Cincinnati ..... Noon  
 Carolina at Detroit ..... Noon  
 San Francisco at Indianapolis ..... Noon  
 Tennessee at Miami ..... Noon  
 NY Jets at Cleveland ..... Noon  
 LA Chargers at NY Giants ..... Noon  
 Arizona at Philadelphia ..... Noon  
 Jacksonville at Pittsburgh ..... Noon  
 Seattle at LA Rams ..... 3:05  
 Baltimore at Oakland ..... 3:05  
 Green Bay at Dallas ..... 3:25  
 Kansas City at Houston\* ..... 7:30

**MONDAY, OCTOBER 9, 2017**  
**Minnesota at Chicago ..... 7:30**  
**BYES:** Atlanta, Denver, New Orleans, Washington

### REGULAR SEASON WEEK 6

**THURSDAY, OCTOBER 12, 2017**  
 Philadelphia at Carolina ..... 7:25

**SUNDAY, OCTOBER 15, 2017**  
**Green Bay at Minnesota ..... Noon**  
 Miami at Atlanta ..... Noon  
 Chicago at Baltimore ..... Noon  
 Cleveland at Houston ..... Noon  
 Detroit at New Orleans ..... Noon  
 New England at NY Jets ..... Noon  
 San Francisco at Washington ..... Noon  
 Tampa Bay at Arizona ..... 3:05  
 LA Rams at Jacksonville ..... 3:05  
 Pittsburgh at Kansas City ..... 3:25  
 LA Chargers at Oakland ..... 3:25  
 NY Giants at Denver\* ..... 7:30

**MONDAY, OCTOBER 16, 2017**  
 Indianapolis at Tennessee ..... 7:30  
**BYES:** Buffalo, Cincinnati, Dallas, Seattle

### REGULAR SEASON WEEK 7

**THURSDAY, OCTOBER 19, 2017**  
 Kansas City at Oakland ..... 7:25

**SUNDAY, OCTOBER 22, 2017**  
**Baltimore at Minnesota ..... Noon**  
 Tampa Bay at Buffalo ..... Noon  
 Carolina at Chicago ..... Noon

Tennessee at Cleveland.....	Noon
New Orleans at Green Bay.....	Noon
Jacksonville at Indianapolis.....	Noon
Arizona at LA Rams (London).....	Noon
NY Jets at Miami.....	Noon
Cincinnati at Pittsburgh.....	Noon
Dallas at San Francisco.....	3:05
Denver at LA Chargers.....	3:25
Seattle at NY Giants.....	3:25
Atlanta at New England*.....	7:30

**REGULAR SEASON WEEK 8**  
**THURSDAY, OCTOBER 26, 2017**

Miami at Baltimore.....	7:25
-------------------------	------

**SUNDAY, OCTOBER 29, 2017**

<b>Minnesota at Cleveland (London).....</b>	<b>8:30a</b>
Oakland at Buffalo.....	Noon
Indianapolis at Cincinnati.....	Noon
LA Chargers at New England.....	Noon
Chicago at New Orleans.....	Noon
Atlanta at NY Jets.....	Noon
San Francisco at Philadelphia.....	Noon
Carolina at Tampa Bay.....	Noon
Houston at Seattle.....	3:05
Dallas at Washington.....	3:25
Pittsburgh at Detroit*.....	7:30

**MONDAY, OCTOBER 30, 2017**

Denver at Kansas City.....	7:30
----------------------------	------

**BYES:** Arizona, Green Bay, Jacksonville, LA Rams, NY Giants, Tennessee

**REGULAR SEASON WEEK 9**

**THURSDAY, NOVEMBER 2, 2017**

Buffalo at NY Jets.....	7:25
-------------------------	------

**SUNDAY, NOVEMBER 5, 2017**

Atlanta at Carolina.....	Noon
Indianapolis at Houston.....	Noon
Cincinnati at Jacksonville.....	Noon
Tampa Bay at New Orleans.....	Noon
LA Rams at NY Giants.....	Noon
Denver at Philadelphia.....	Noon
Baltimore at Tennessee.....	Noon
Arizona at San Francisco.....	3:05
Washington at Seattle.....	3:05
Kansas City at Dallas.....	3:25
Oakland at Miami*.....	7:30

**MONDAY, NOVEMBER 6, 2017**

Detroit at Green Bay.....	7:30
---------------------------	------

**BYES:** Minnesota, Chicago, Cleveland, LA Chargers, New England, Pittsburgh

**REGULAR SEASON WEEK 10**

**THURSDAY, NOVEMBER 9, 2017**

Seattle at Arizona.....	7:25
-------------------------	------

**SUNDAY, NOVEMBER 12, 2017**

<b>Minnesota at Washington.....</b>	<b>Noon</b>
New Orleans at Buffalo.....	Noon
Green Bay at Chicago.....	Noon
Cleveland at Detroit.....	Noon
Pittsburgh at Indianapolis.....	Noon
LA Chargers at Jacksonville.....	Noon
NY Jets at Tampa Bay.....	Noon
Cincinnati at Tennessee.....	Noon
Houston at LA Rams.....	3:05
Dallas at Atlanta.....	3:25
NY Giants at San Francisco.....	3:25
New England at Denver*.....	7:30

**MONDAY, NOVEMBER 13, 2017**

Miami at Carolina.....	7:30
------------------------	------

**BYES:** Baltimore, Kansas City, Oakland, Philadelphia

**REGULAR SEASON WEEK 11**

**THURSDAY, NOVEMBER 16, 2017**

Tennessee at Pittsburgh.....	7:25
------------------------------	------

**SUNDAY, NOVEMBER 19, 2017**

<b>LA Rams at Minnesota.....</b>	<b>Noon</b>
----------------------------------	-------------

Detroit at Chicago.....	Noon
-------------------------	------

Jacksonville at Cleveland.....	Noon
Baltimore at Green Bay.....	Noon
Arizona at Houston.....	Noon
Washington at New Orleans.....	Noon
Kansas City at NY Giants.....	Noon
Buffalo at LA Chargers.....	3:05
Cincinnati at Denver.....	3:25
New England at Oakland (Mexico City).....	3:25
Philadelphia at Dallas*.....	7:30

**MONDAY, NOVEMBER 20, 2017**

Atlanta at Seattle.....	7:30
-------------------------	------

**BYES:** Carolina, Indianapolis, Miami, NY Jets, San Francisco, Tampa Bay

**REGULAR SEASON WEEK 12**

**THURSDAY, NOVEMBER 23, 2017**

<b>Minnesota at Detroit.....</b>	<b>11:30a</b>
----------------------------------	---------------

LA Chargers at Dallas.....	3:30
NY Giants at Washington.....	7:30

**SUNDAY, NOVEMBER 26, 2017**

Tampa Bay at Atlanta.....	Noon
Cleveland at Cincinnati.....	Noon
Tennessee at Indianapolis.....	Noon
Buffalo at Kansas City.....	Noon
Miami at New England.....	Noon
Carolina at NY Jets.....	Noon
Chicago at Philadelphia.....	Noon
New Orleans at LA Rams.....	3:05
Seattle at San Francisco.....	3:05
Jacksonville at Arizona.....	3:25
Denver at Oakland.....	3:25
Green Bay at Pittsburgh*.....	7:30

**MONDAY, NOVEMBER 27, 2017**

Houston at Baltimore.....	7:30
---------------------------	------

**REGULAR SEASON WEEK 13**

**THURSDAY, NOVEMBER 30, 2017**

Washington at Dallas.....	7:25
---------------------------	------

**SUNDAY, DECEMBER 3, 2017**

<b>Minnesota at Atlanta.....</b>	<b>Noon</b>
Detroit at Baltimore.....	Noon
New England at Buffalo.....	Noon
San Francisco at Chicago.....	Noon
Tampa Bay at Green Bay.....	Noon
Indianapolis at Jacksonville.....	Noon
Denver at Miami.....	Noon
Carolina at New Orleans.....	Noon
Kansas City at NY Jets.....	Noon
Houston at Tennessee.....	Noon
Cleveland at LA Chargers.....	3:05
LA Rams at Arizona.....	3:25
NY Giants at Oakland.....	3:25
Philadelphia at Seattle*.....	7:30

**MONDAY, DECEMBER 4, 2017**

Pittsburgh at Cincinnati.....	7:30
-------------------------------	------

**REGULAR SEASON WEEK 14**

**THURSDAY, DECEMBER 7, 2017**

New Orleans at Atlanta.....	7:25
-----------------------------	------

**SUNDAY, DECEMBER 10, 2017**

<b>Minnesota at Carolina.....</b>	<b>Noon</b>
Chicago at Cincinnati.....	Noon
Green Bay at Cleveland.....	Noon
San Francisco at Houston.....	Noon
Indianapolis at Buffalo.....	Noon
Seattle at Jacksonville.....	Noon
Oakland at Kansas City.....	Noon
Detroit at Tampa Bay.....	Noon
Tennessee at Arizona.....	3:05
NY Jets at Denver.....	3:05
Washington at LA Chargers.....	3:05
Philadelphia at LA Rams.....	3:25
Dallas at NY Giants.....	3:25
Baltimore at Pittsburgh*.....	7:30

**MONDAY, DECEMBER 11, 2017**

New England at Miami.....	7:30
---------------------------	------

**REGULAR SEASON WEEK 15**  
**THURSDAY, DECEMBER 14, 2017**

Denver at Indianapolis.....	7:25
-----------------------------	------

**SATURDAY, DECEMBER 16, 2017**

Chicago at Detroit.....	3:30
LA Chargers at Kansas City.....	7:25

**SUNDAY, DECEMBER 17, 2017**

<b>Cincinnati at Minnesota.....</b>	<b>Noon</b>
Miami at Buffalo.....	Noon
Green Bay at Carolina.....	Noon
Baltimore at Cleveland.....	Noon
Houston at Jacksonville.....	Noon
NY Jets at New Orleans.....	Noon
Philadelphia at NY Giants.....	Noon
Arizona at Washington.....	Noon
LA Rams at Seattle.....	3:05
New England at Pittsburgh.....	3:25
Tennessee at San Francisco.....	3:25
Dallas at Oakland*.....	7:30

**MONDAY, DECEMBER 18, 2017**

Atlanta at Tampa Bay.....	7:30
---------------------------	------

**REGULAR SEASON WEEK 16**

**SATURDAY, DECEMBER 23, 2017**

Indianapolis at Baltimore.....	3:30
--------------------------------	------

**Minnesota at Green Bay.....**

<b>7:30</b>
-------------

**SUNDAY, DECEMBER 24, 2017**

Tampa Bay at Carolina.....	Noon
Cleveland at Chicago.....	Noon
Detroit at Cincinnati.....	Noon
Miami at Kansas City.....	Noon
Buffalo at New England.....	Noon
Atlanta at New Orleans.....	Noon
LA Chargers at NY Jets.....	Noon
LA Rams at Tennessee.....	Noon
Denver at Washington.....	Noon
Jacksonville at San Francisco.....	3:05
NY Giants at Arizona.....	3:25
Seattle at Dallas.....	3:25

**MONDAY, DECEMBER 25, 2017**

Pittsburgh at Houston.....	3:30
----------------------------	------

Oakland at Philadelphia.....	7:30
------------------------------	------

**REGULAR SEASON WEEK 17**

**SUNDAY, DECEMBER 31, 2017**

<b>Chicago at Minnesota.....</b>	<b>Noon</b>
Carolina at Atlanta.....	Noon
Cincinnati at Baltimore.....	Noon
Green Bay at Detroit.....	Noon
Houston at Indianapolis.....	Noon
Buffalo at Miami.....	Noon
NY Jets at New England.....	Noon
Washington at NY Giants.....	Noon
Dallas at Philadelphia.....	Noon
Cleveland at Pittsburgh.....	Noon
New Orleans at Tampa Bay.....	Noon
Jacksonville at Tennessee.....	Noon
Kansas City at Denver.....	3:25p
Oakland at LA Chargers.....	3:25p
San Francisco at LA Rams.....	3:25p
Arizona at Seattle.....	3:25p


# GJALLARHORN SOUNDERS

2007	NAME	GAME	DESCRIPTION
	Hub Meeds	8/10 - Rams	Legendary Vikings Mascot
	TJ Johnson	8/30 - Cowboys	Gjallarhorn Creator
	Rick Kraft	9/9 - Falcons	Citizen Responder to I-35 Bridge Collapse
	Chuck Foreman	9/30 - Packers	Vikings Ring of Honor RB
	Bud Grant	10/28 - Eagles	Vikings Pro Football Hall of Fame Coach
	Jerry Burns	11/4 - Chargers	Vikings Ring of Honor coach
	Carl Eller	11/18 - Raiders	Vikings Pro Football Hall of Fame DE
	John Kriesel	12/2 - Lions	Honored War Veteran
	Mark Parrish	12/17 - Bears	Wild All-Star Right Wing
	Joe Mauer	12/23 - Redskins	Twins All-Star Catcher
<b>2008</b>			
	Dennis Koslowski	8/8 - Seahawks	Olympic Medalist - Wrestling
	Ron Stolero	8/23 - Steelers	Brainerd High School Football Coach
	Heath Farwell	9/14 - Colts	Vikings Linebacker
	Robert Griffith	9/21 - Panthers	Vikings Safety
	Eric Hilgenberg	10/12 - Lions	Son of Former Vikings Linebacker
	Mardy Fish	11/2 - Texans	International Tennis Pro
	Shawn Johnson	11/9 - Packers	Olympic Gold Medalist - Gymnastics
	John Randle	11/30 - Bears	Vikings Pro Football Hall of Fame DT
	Paul Krause	12/21 - Falcons	Vikings Pro Football Hall of Fame S and NFL record holder with 81 interceptions
	Syd Dawy	12/28 - Giants	Representing Vikings Fans
	Robert Smith	1/4 - Eagles	Vikings Running Back
<b>2009</b>			
	Irv Cross	8/21 - Chiefs	Former Sportscaster and NFL Player
	Rufus Bess	9/4 - Cowboys	Vikings Cornerback
	Jim Marshall	9/27 - 49ers	Vikings Ring of Honor DE
	Randall McDaniel	10/5 - Packers	Vikings Pro Football Hall of Fame G
	Brock Lesnar	10/18 - Ravens	UFC Heavyweight Champion / Gopher
	Capt. Dustin Snare	11/15 - Lions	MN National Guard Soldier / Live from Iraq
	Tom Kelly	11/22 - Seahawks	Twins Manager
	Scott Stuedwell	11/29 - Bears	Vikings Ring of Honor Member
	Mick Tingelhoff	12/13 - Bengals	Vikings Center and Pro Football Hall of Fame R
	Neal Broten	1/3 - Giants	Hockey Legend / Olympic Gold Medalist
	Joe Kapp	1/17 - Cowboys	Vikings Quarterback
<b>2010</b>			
	Stu Voigt	8/28 - Seahawks	Former Vikings Tight End
	Greg Coleman	9/2 - Broncos	Vikings Punter
	Gené Washington	9/19 - Dolphins	Vikings Wide Receiver
	Mike Morris	9/26 - Lions	Vikings Long Snapper
	Michael Cuddyer	10/17 - Cowboys	Twins First Baseman
	Sidney Rice	11/7 - Cardinals	Vikings Wide Receiver
	Fred Zamberletti	11/21 - Packers	Vikings Trainer and Ring of Honor member
	Jeff Stemon	12/5 - Bills	Vikings Linebacker
<b>2011</b>			
	Rich Frahm	8/27 - Cowboys	Local 512 / Dome Roof Repair
	TJ Brown	9/1 - Texans	Frozen Four MVP / U of M Duluth
	Mona Dohman	9/18 - Buccaneers	Minnesota Public Safety Commissioner
	Fred Cox	9/25 - Lions	Vikings Kicker
	Tubby Smith	10/9 - Cardinals	Gopher Basketball Coach
	Chris Doleman	10/23 - Packers	Vikings Pro Football Hall of Fame DE
	Stan "Krusher" Kowalski	11/20 - Raiders	Minnesota U.S. Navy World War II Veteran / Pro Wrestling Icon
	Paul Mollitor	12/4 - Broncos	St. Paul Native / Baseball Hall of Famer
	Kevin Love	12/18 - Saints	Minnesota Timberwolves All-Star
	Butch Clayman	1/1 - Bears	Representing Vikings Fans
<b>2012</b>			
	Jack Jablonski	8/17 - Bills	Inspirational Injured Hockey Player
	Ted Brown	8/24 - Chargers	Vikings Running Back
	Larry Spooner	9/9 - Jaguars	Representing Vikings Fans Stadium Push
	Josh Duhamel	9/9 - Raiders	Hollywood Actor / Vikings Fan
	Flip Saunders	10/7 - Titans	NBA Coach / Gopher Alumni
	Juan Berenguer	10/21 - Cardinals	Minnesota Twins Pitcher
	Matt Blair	10/25 - Buccaneers	Vikings Ring of Honor LB
	Betty Wall Strohfus	11/11 - Lions	Female World War II Aviator
	John Gagliardi	12/9 - Bears	St. Johns University Football Coach
	Nicholas David	12/30 - Packers	Finalist on The Voice / Minnesota Native
<b>2013</b>			
	LeRoy Bendickson	8/9 - Texans	Vikings Season Ticket Holder / Activist
	Rickey Young	8/29 - Titans	Vikings Running Back
	Hubert H. Humphrey IV	9/22 - Browns	Grandson of Hubert H. Humphrey
	David Haye	9/29 - Steelers	British Professional Boxer
	Lindsay Whalen	10/13 - Panthers	Lynx All-Star / Gopher Alumni / Olympian
	Joe Browner	10/27 - Packers	Vikings Safety and Ring of Honor member
	Cris Carter	11/7 - Redskins	Vikings Pro Football Hall of Fame WR
	Jerry Reichow	12/1 - Bears	Vikings Player Personnel
	Baune Gulpepper	12/15 - Eagles	Vikings Quarterback
	Bud Grant	12/29 - Lions	Vikings HOF Coach
<b>2014</b>			
	SSG Patrick Loch	8/8 - Raiders	Minnesota Army National Guard
	Derrick Langeslay	8/16 - Cardinals	New Stadium Construction Worker
	Milt Sunde	9/14 - Patriots	Gopher & Vikings Guard
	Zach Lavine	9/28 - Falcons	Minnesota Timberwolves Guard
	Rose Murphy	10/12 - Lions	Breast Cancer Survivor / Mother of Teddy Bridgewater
	Tyrene Carter	11/2 - Redskins	Gopher & Vikings Safety
	Sgt Tom Block	11/23 - Packers	United States Army Ranger
	Gary Larsen	11/30 - Panthers	Vikings Defensive Tackle
	Jerry Kill	12/7 - Jets	University of Minnesota Head Football Coach
	Bryan Obadzinski	12/28 - Bears	Longtime Vikings Fan
<b>2015</b>			
	Phil Housley	8/15 - Buccaneers	NHL Hall of Famer from St. Paul, Minnesota
	Madison Greenway	8/22 - Raiders	Daughter of RB Chad Greenway
	Alan Page	8/20 - Lions	Vikings Hall of Fame DT, MN Supreme Court Justice
	Fran Tankerton	9/27 - Chargers	Vikings Hall of Fame QB
	Minnesota Lynx	10/18 - Chiefs	The 2015 WNBA Champions
	Eric Marts	11/8 - Rams	Army Master Sergeant, 34th Infantry Division
	Devan Dubnyk	11/22 - Packers	Minnesota Wild Goalie
	Phil Loadholt	12/6 - Seahawks	Vikings Tackle
	Sid Hartman	12/20 - Bears	Twin Cities media icon
	Eric Kaler	12/27 - Giants	University of Minnesota President
	Rhett Ellison	1/10 - Seahawks	Vikings Tight End

# GJALLARHORN SOUNDERS

2016

NAME	GAME	DESCRIPTION
David Plummer	8/28 - Chargers	Olympic medalist and former Gophers swimmer
Dave Mansell	9/1 - Rams	Mortenson Construction General Superintendent on U.S. Bank Stadium
Bud Grant	9/18 - Packers	Former Vikings head coach and Pro Football HOFer
Randy Moss	10/3 - Giants	Former Vikings WR & ESPN analyst
Tommy Kramer	10/9 - Texans	Former Vikings QB
Richard Nash	11/6 - Lions	Adjutant General of Minnesota National Guard
Pete Bercich	11/20 - Cardinals	Former Vikings LB, coach and Vikings Radio Network analyst
Ron Vary	12/1 - Cowboys	Former Vikings OT and Pro Football HOFer
Carl Lee	12/18 - Colts	Former Vikings CB
Erik Haula	1/1/17 - Bears	Minnesota Wild center



## THE VIKINGS GJALLARHORN TRADITION

In Norse myth the god Heimdallr serves as watchman for the other Gods. He sits by the bridge over the river Gjoll at the end of the world. If hostile giants approach the bridge, Heimdallr sounds his horn. At the final battle in Norse mythology, the Ragnarok, Heimdallr will sound a mighty blast on the Gjallarhorn to awaken the other Gods. It is from this, the Minnesota Vikings have found use of the Gjallarhorn prior to their battles on the football field.

Shown: Jim Marshall sounds the horn on 9/27/09 and the Minnesota Lynx have the honors on 10/18/15.

# NOTES

---

EXTRA POINTS

HISTORY

PLAYOFF RECORDS

RECORDS

2016 SEASON

ROOKIES

PLAYERS

STAFF

COACHES

EXECUTIVES

KICKOFF

# NOTES

---





## PRESEASON

DAY	DATE	OPPONENT	TIME (CT)	TELEVISION	RADIO
Thu	Aug. 10	at Buffalo Bills	6:00	KMSP	KFAN/KTLK
Fri	Aug. 18	at Seattle Seahawks	9:00	KMSP	KFAN/KTLK
Sun	Aug. 27	San Francisco 49ers	7:00	KMSP	KFAN/KTLK
Thu	Aug. 31	Miami Dolphins	7:00	KMSP	KFAN/KTLK

## REGULAR SEASON

DAY	DATE	OPPONENT	TIME (CT)	TELEVISION	RADIO
Mon	Sept. 11	New Orleans Saints	6:10	ESPN	KFAN / KTLK
Sun	Sept. 17	at Pittsburgh Steelers	Noon	FOX	KFAN / KTLK
Sun	Sept. 24	Tampa Bay Buccaneers	Noon	FOX	KFAN / KTLK
Sun	Oct. 1	Detroit Lions	Noon	FOX	KFAN / KTLK
Mon	Oct. 9	at Chicago Bears	7:30	ESPN	KFAN / KTLK
Sun	Oct. 15	Green Bay Packers	Noon	FOX	KFAN / KTLK
Sun	Oct. 22	Baltimore Ravens	Noon*	CBS	KFAN / KTLK
Sun	Oct. 29	at Cleveland Browns (London)	8:30 a.m.	NFLN	KFAN / KTLK
Sun	Nov. 5	BYE WEEK			
Sun	Nov. 12	at Washington Redskins	Noon*	FOX	KFAN / KTLK
Sun	Nov. 19	Los Angeles Rams	Noon*	FOX	KFAN / KTLK
Thu	Nov. 23	at Detroit Lions	11:30 a.m.	FOX	KFAN / KTLK
Sun	Dec. 3	at Atlanta Falcons	Noon	FOX	KFAN / KTLK
Sun	Dec. 10	at Carolina Panthers	Noon*	CBS	KFAN / KTLK
Sun	Dec. 17	Cincinnati Bengals	Noon*	CBS	KFAN / KTLK
Sat	Dec. 23	at Green Bay Packers	7:30	NBC	KFAN / KTLK
Sun	Dec. 31	Chicago Bears	Noon*	FOX	KFAN / KTLK

\*Subject to flex scheduling

Wild Card Playoff Games // January 6-7  
 Divisional Playoff Games // January 13-14  
 Conference Championship Games // January 21  
 Super Bowl LII, U.S. Bank Stadium, Minneapolis, MN // February 4