



MEDIA GUIDE

85th Season 2017





Table of Contents

Media Information

- 2 2017 Steelers Schedule
- 3 2016 NFL Final Standings
- 4 2017 NFL Week-by-Week Schedule
- 6 Steelers Staff Directory
- 7 Important Dates
- 8 Steelers Ownership Group
- 9 Training Camp History
- 10 Heinz Field Fun Facts
- 11 Steelers Media Guidelines
- 16 Heinz Field Diagram
- 18 Steelers Community Relations Programs
- 23 Youth Football

Football Staff

- 26 Mike Tomlin Bio
- 28 Coaches/Scouts/Staff Bios

2017 Players

- 68 Veteran Bios
- 285 2017 Draft Picks
- 293 2017 Rookie Free Agents
- 303 Alphabetical Roster

2016 Season In Review

- 305 Final Regular Season Statistics
- 306 Final Postseason Statistics
- 307 Final Defensive/Special Teams Statistics
- 308 Attendance Figures
- 309 2016 Game Summaries
- 328 Starting Lineups
- 329 Season Highs

Steelers History

- 331 Daniel M. Rooney Tribute
- 333 History of the Steelers/Timeline
- 342 Steelers Super Bowl Recaps
- 350 Steelers in the Hall of Fame
- 354 Steelers Postseason Experience
- 355 Steelers All-Time Uniforms
- 357 Steelers in the Postseason
- 359 Steelers/Opponent Longest Plays
- 361 Coldest/Warmest Games—Records at Heinz Field
- 362 Records/Attendance at Three Rivers Stadium
- 363 Monday/Thursday/Saturday/Sunday Night Results
- 365 Steelers Misc. Records
- 366 Steelers in Overtime
- 368 Biggest Wins/Losses
- 369 The Last Time
- 372 The Last Time (Postseason)
- 374 Division Playoff Races
- 379 Steelers Quarterback Records
- 380 Steelers Attendance Records
- 383 84 Years with the Steelers
- 392 Preseason Results
- 394 Steelers vs. Opponents
- 406 Steelers in the Pro Bowl
- 408 Steelers Honors and Awards
- 414 All-Time Roster
- 425 All-Time Jersey Numbers
- 433 All-Time Draft Picks

Steelers Records

- 447 All-Time Individual Leaders
- 458 Team Records
- 462 Year-by-Year First Downs
- 463 Year-by-Year Offensive/Defensive Statistics
- 465 Misc. Offensive/Defensive Statistics
- 467 Year-by-Year Leaders
- 475 100/300-Yard Performances
- 496 All-Time Cumulative Statistics

Photo Credits:






All photos Karl Roser/Mike Fabus/Arron Anastasia/Taylor Ollison/Pittsburgh Steelers except the following:
 AP/Srakocic: Pittsburgh skyline page 10, Stewart page 257, Ward page 327 AP/Puskas: Heinz ketchup bottle page 10, Greene/Rooney page 222, Webster page 233 AP/Knotts: Bell page page 67 AP/Spinelli: Daniel M. Rooney page 211, Spinelli page 296 AP/Tomic: Greene page 211 and 216, Bradshaw page 233, Cowher page 250, Blount page 327 AP/Reece: Woodson page 211 AP/NFL Photos: Rooney page 214, Harris and Three Rivers Stadium page 299, Daniel M. Rooney page 217, Dunry page 218, Ham page 234, Bettis page 234, Fuqua page 298 AP/University of Michigan: Perry page 215 AP Photo: Swann page 217, Lambert page 217, Harris page 223, Johnson page 232, Dial page 237 AP/Duncan: Swann page 217, Daniel M. Rooney page 220, Bradshaw page 254 AP/Schwane: Stallworth page 217 AP/Long: Webster page 217 AP/Getty Images: Cowher page 219 AP/Mills: O'Donnell page 219 AP/Spinelli: Noll page 219 AP/Boehm: Three Rivers Stadium page 220 & 243 AP/Drapkin: Bettis page 221 AP/Bacmore: Harrison page 221 AP/Terrell: Cowher page 237 AP/Biever: Bradshaw page 224, Harris page 327 AP/Messerschmidt: Stallworth page 225, Lambert page 233, Woodson page 234, Greene page 234, Webster page 257 AP/How/Getty Images: Super Bowl XL page 228 AP/Trott: Super Bowl XLV page 230 AP/Stein: Rooney page 212 & 231 AP/Wickerham: Hamilton page 247 AP/Stewart: Henry page 256 AP/Durochik: Dawson page 310 AP/Durochik: Greene page 311

Design: Actual Size




























Antonio
BROWN

PRESEASON

GAME 1	 Friday, Aug. 11 7:00 P.M. (KDKA-TV)	 New York GIANTS
GAME 2	 Sunday, Aug. 20 4:00 P.M. (KDKA-TV)	Atlanta FALCONS
GAME 3	 Saturday, Aug. 26 7:30 P.M. (KDKA-TV)	Indianapolis COLTS
GAME 4	 Thursday, Aug. 31 7:30 P.M. (KDKA-TV)	Carolina PANTHERS

REGULAR SEASON

WEEK 1	 Sunday, Sept. 10 1:00 P.M. (CBS/KDKA-TV)	 Cleveland BROWNS
WEEK 2	 Sunday, Sept. 17 1:00 P.M. (FOX/WPGH-TV)	Minnesota VIKINGS
WEEK 3	 Sunday, Sept. 24 1:00 P.M. (CBS/KDKA-TV)	 Chicago BEARS
WEEK 4	 Sunday, Oct. 1 1:00 P.M. (CBS/KDKA-TV)	 Baltimore RAVENS
WEEK 5	 Sunday, Oct. 8 • 1:00 P.M. (CBS/KDKA-TV)	Jacksonville JAGUARS
WEEK 6	 Sunday, Oct. 15 • 4:25 P.M. (CBS/KDKA-TV)	 Kansas City CHIEFS
WEEK 7	 Sunday, Oct. 22 • 1:00 P.M. (CBS/KDKA-TV)	Cincinnati BENGALS
WEEK 8	 Sunday, Oct. 29 • 8:30 P.M. (NBC/WPXI-TV)	 Detroit LIONS
WEEK 9	 Sunday, Nov. 5 BYE	
WEEK 10	 Sunday, Nov. 12 • 1:00 P.M. (CBS/KDKA-TV)	 Indianapolis COLTS
WEEK 11	 Thursday, Nov. 16 8:25 PM (NBC/NFL NETWORK/ AMAZON/WPXI-TV)	Tennessee TITANS
WEEK 12	 Sunday, Nov. 26 • 8:30 P.M. (NBC/WPXI-TV)	Green Bay PACKERS
WEEK 13	 Monday, Dec. 4 8:30 P.M. (ESPN/WTAE-TV)	 Cincinnati BENGALS
WEEK 14	 Sunday, Dec. 10 • 8:30 P.M. (NBC/WPXI-TV)	Baltimore RAVENS
WEEK 15	 Sunday, Dec. 17 • 4:25 P.M. (CBS/KDKA-TV)	New England PATRIOTS
WEEK 16	 Monday, Dec. 25 4:30 P.M. (NBC/NFL NETWORK/ AMAZON/WPXI-TV)	 Houston TEXANS
WEEK 17	 Sunday, Dec. 31 • 1:00 P.M. (CBS/KDKA-TV)	Cleveland BROWNS

• Times and TV network may change due to flexible scheduling. All times are Eastern.

2016 Final Standings

American Football Conference						
East Division	W	L	T	Pct.	Pts	OP
New England ●	14	2	0	.875	441	250
Miami ●	10	6	0	.625	363	380
Buffalo	7	9	0	.438	399	378
N.Y. Jets	5	11	0	.313	275	409
North Division	W	L	T	Pct.	Pts	OP
Pittsburgh ●	11	5	0	.688	399	327
Baltimore	8	8	0	.500	343	321
Cincinnati	6	9	1	.406	325	315
Cleveland	1	15	0	.063	264	452
South Division	W	L	T	Pct.	Pts	OP
Houston Texans ●	9	7	0	.563	279	328
Tennessee Titans	9	7	0	.563	381	378
Indianapolis Colts	8	8	0	.500	411	392
Jacksonville Jaguars	3	13	0	.188	318	400
West Division	W	L	T	Pct.	Pts	OP
Kansas City Chiefs ●	12	4	0	.750	389	311
Oakland Raiders ●	12	4	0	.750	416	385
Denver Broncos	9	7	0	.563	333	297
San Diego Chargers	5	11	0	.313	410	423

National Football Conference						
East Division	W	L	T	Pct.	Pts	OP
Dallas ●	13	3	0	.813	421	306
N.Y. Giants ●	11	5	0	.688	310	284
Washington	8	7	1	.531	396	383
Philadelphia	7	9	0	.438	367	331
North Division	W	L	T	Pct.	Pts	OP
Green Bay ●	10	6	0	.625	432	388
Detroit ●	9	7	0	.563	346	358
Minnesota	8	8	0	.500	327	307
Chicago	3	13	0	.188	279	399
South Division	W	L	T	Pct.	Pts	OP
Atlanta ●	11	5	0	.688	540	400
Tampa Bay	9	7	0	.563	354	369
New Orleans	7	9	0	.438	469	454
Carolina	6	10	0	.375	369	402
West Division	W	L	T	Pct.	Pts	OP
Seattle ●	10	5	1	.656	354	292
Arizona	7	8	1	.469	418	362
Los Angeles	4	12	0	.250	224	394
San Francisco	2	14	0	.125	309	480

● Clinched Wild Card ● Clinched Division ● Clinched Division and Home Field



Wild Card Weekend

Saturday, Jan. 7, 2017

- N** Seattle Seahawks 26, Detroit Lions 6
- A** Houston Texans 27, Oakland Raiders 14

Sunday, Jan. 8, 2017

- N** Green Bay Packers 38, New York Giants 13
- A** Pittsburgh Steelers 30, Miami Dolphins 12

Divisional Playoffs

Saturday, Jan. 14, 2017

- N** Atlanta Falcons 36, Seattle Seahawks 20
- A** New England Patriots 34, Houston Texans 16

Sunday, Jan. 15, 2017

- N** Green Bay Packers 34, Dallas Cowboys 31
- A** Pittsburgh Steelers 23, Kansas City Chiefs 16

Conference Championships

Sunday, Jan. 22, 2017

- N** Atlanta Falcons 44, Green Bay Packers 21
- A** New England Patriots 36, Pittsburgh Steelers 17



2016 Pro Bowl

Sunday, Jan. 29, 2017,
at Campin World Stadium in Orlando, Florida

AFC 20, NFC 13



Super Bowl 51

Sunday, Feb. 5, 2017,
at NRG Stadium in Houston, Texas

New England Patriots 34, Atlanta Falcons 28

2017 National Football League Schedule

WEEK 1

Thursday, September 7, 2017

1. Kansas City at Patriots 8:30

Sunday, September 10, 2017

2. Jets at Bills 1:00

3. Falcons at Bears 1:00

4. Ravens at Bengals 1:00

5. **Steelers at Browns 1:00**

6. Cardinals at Lions 1:00

7. Jaguars at Texans 1:00

8. Buccaneers at Dolphins 1:00

9. Raiders at Titans 1:00

10. Eagles at Redskins 1:00

11. Colts at Rams 4:05

12. Seahawks at Packers 4:25

13. Panthers at 49ers 4:25

14. Giants at Cowboys 8:30

Monday, September 11, 2017

15. Saints at Vikings 7:10

16. Chargers at Broncos 10:20

WEEK 2

Thursday, September 14, 2017

17. Texans at Bengals 8:25

Sunday, September 17, 2017

18. Browns at Ravens 1:00

19. Bills at Panthers 1:00

20. Cardinals at Colts 1:00

21. Titans at Jaguars 1:00

22. Eagles at Kansas City 1:00

23. Patriots at Saints 1:00

24. **Vikings at Steelers 1:00**

25. Bears at Buccaneers 1:00

26. Dolphins at Chargers 4:05

27. Jets at Raiders 4:05

28. Cowboys at Broncos 4:25

29. Redskins at Rams 4:25

30. 49ers at Seahawks 4:25

31. Packers at Falcons 8:30

Monday, September 18, 2017

32. Lions at Giants 8:30

WEEK 3

Thursday, September 21, 2017

33. Rams at 49ers 8:25

Sunday, September 24, 2017

34. Ravens at Jaguars (London) 9:30a

35. Broncos at Bills 1:00

36. Saints at Panthers 1:00

37. **Steelers at Bears 1:00**

38. Falcons at Lions 1:00

39. Browns at Colts 1:00

40. Buccaneers at Vikings 1:00

41. Texans at Patriots 1:00

42. Dolphins at Jets 1:00

43. Giants at Eagles 1:00

44. Seahawks at Titans 4:05

45. Bengals at Packers 4:25

46. Kansas City at Chargers 4:25

47. Raiders at Redskins 8:30

Monday, September 25, 2017

48. Cowboys at Cardinals 8:30

WEEK 4

Thursday, September 28, 2017

49. Bears at Packers 8:25

Sunday, October 1, 2017

50. Saints at Dolphins (London) 9:30a

51. Bills at Falcons 1:00

52. **Steelers at Ravens 1:00**

53. Bengals at Browns 1:00

54. Rams at Cowboys 1:00

55. Titans at Texans 1:00

56. Lions at Vikings 1:00

57. Panthers at Patriots 1:00

58. Jaguars at Jets 1:00

59. 49ers at Cardinals 4:05

60. Eagles at Chargers 4:05

61. Giants at Buccaneers 4:05

62. Raiders at Broncos 4:25

63. Colts at Seahawks 8:30

Monday, October 2, 2017

64. Redskins at Kansas City 8:30

WEEK 5

Thursday, October 5, 2017

65. Patriots at Buccaneers 8:25

Sunday, October 8, 2017

66. Bills at Bengals 1:00

67. Jets at Browns 1:00

68. Panthers at Lions 1:00

69. 49ers at Colts 1:00

70. Titans at Dolphins 1:00

71. Chargers at Giants 1:00

72. Cardinals at Eagles 1:00

73. **Jaguars at Steelers 1:00**

74. Seahawks at Rams 4:05

75. Ravens at Raiders 4:05

76. Packers at Cowboys 4:25

77. Kansas City at Texans ● 8:30

Monday, October 9, 2017

78. Vikings at Bears 8:30

Byes: Atlanta, Denver, New Orleans, Washington

WEEK 6

Thursday, October 12, 2017

79. Eagles at Panthers 8:25

Sunday, October 15, 2017

80. Dolphins at Falcons 1:00

81. Bears at Ravens 1:00

82. Browns at Texans 1:00

83. Packers at Vikings 1:00

84. Lions at Saints 1:00

85. Patriots at Jets 1:00

86. 49ers at Redskins 1:00

87. Buccaneers at Cardinals 4:05

88. Rams at Jaguars 4:05

89. **Steelers at Kansas City 4:25**

90. Chargers at Raiders 4:25

91. Giants at Broncos ● 8:30

Monday, October 16, 2017

92. Colts at Titans 8:30

Byes: Buffalo, Cincinnati, Dallas, Seattle

WEEK 7

Thursday, October 19, 2017

93. Kansas City at Raiders 8:25

Sunday, October 22, 2017

94. Buccaneers at Bills 1:00

95. Panthers at Bears 1:00

96. Titans at Browns 1:00

97. Saints at Packers 1:00

98. Jaguars at Colts 1:00

99. Cardinals at Rams (London) 1:00

100. Jets at Dolphins 1:00

101. Ravens at Vikings 1:00

102. **Bengals at Steelers 1:00**

103. Cowboys at 49ers 4:05

104. Broncos at Chargers 4:25

105. Seahawks at Giants 4:25

106. Falcons at Patriots ● 8:30

Monday, October 23, 2017

107. Redskins at Eagles 8:30

Byes: Detroit, Houston

WEEK 8

Thursday, October 26, 2017

108. Dolphins at Ravens 8:25

Sunday, October 29, 2017

109. Vikings at Browns (London) 9:30a

110. Raiders at Bills 1:00

111. Colts at Bengals 1:00

112. Chargers at Patriots 1:00

113. Bears at Saints 1:00

114. Falcons at Jets 1:00

115. 49ers at Eagles 1:00

116. Panthers at Buccaneers 1:00

117. Texans at Seahawks 4:05

118. Cowboys at Redskins 4:25

119. **Steelers at Lions ● 8:30**

Monday, October 30, 2017

120. Broncos at Kansas City 8:30

Byes: Arizona, Green Bay, Jacksonville, Rams, Giants, Tennessee

WEEK 9

Thursday, November 2, 2017

121. Bills at Jets 8:25

Sunday, November 5, 2017

122. Falcons at Panthers 1:00

123. Colts at Texans 1:00

124. Bengals at Jaguars 1:00

125. Buccaneers at Saints 1:00

126. Rams at Giants 1:00

127. Broncos at Eagles 1:00

128. Ravens at Titans 1:00

129. Cardinals at 49ers 4:05

130. Redskins at Seahawks 4:05

131. Kansas City at Cowboys 4:25

132. Raiders at Dolphins ● 8:30

Monday, November 6, 2017

133. Lions at Packers 8:30

Byes: Chicago, Cleveland, Chargers, Minnesota, New England, Pittsburgh

2017 National Football League Schedule

WEEK 10

Thursday, November 9, 2017

134. Seahawks at Cardinals 8:25

Sunday, November 12, 2017

135. Saints at Bills 1:00

136. Packers at Bears 1:00

137. Browns at Lions 1:00

138. Steelers at Colts 1:00

139. Chargers at Jaguars 1:00

140. Jets at Buccaneers 1:00

141. Bengals at Titans 1:00

142. Vikings at Redskins 1:00

143. Texans at Rams 4:05

144. Cowboys at Falcons 4:25

145. Giants at 49ers 4:25

146. Patriots at Broncos ● 8:30

Monday, November 13, 2017

147. Dolphins at Panthers 8:30

Byes: Baltimore, Kansas City, Oakland, Philadelphia

WEEK 11

Thursday, November 16, 2017

148. Titans at Steelers 8:25

Sunday, November 19, 2017

149. Lions at Bears 1:00

150. Jaguars at Browns 1:00

151. Ravens at Packers 1:00

152. Cardinals at Texans 1:00

153. Rams at Vikings 1:00

154. Redskins at Saints 1:00

155. Kansas City at Giants 1:00

156. Bills at Chargers 4:05

157. Bengals at Broncos 4:25

158. Patriots at Raiders (Mexico City) 4:25

159. Eagles at Cowboys ● 8:30

Monday, November 20, 2017

160. Falcons at Seahawks 8:30

Byes: Carolina, Indianapolis, Miami, Jets, San Francisco, Tampa Bay

WEEK 12

Thursday, November 23, 2017

161. Vikings at Lions 12:30

162. Chargers at Cowboys 4:30

163. Giants at Redskins 8:30

Sunday, November 26, 2017

164. Buccaneers at Falcons 1:00

165. Browns at Bengals 1:00

166. Titans at Colts 1:00

167. Bills at Kansas City 1:00

168. Dolphins at Patriots 1:00

169. Panthers at Jets 1:00

170. Bears at Eagles 1:00

171. Saints at Rams 4:05

172. Seahawks at 49ers 4:05

173. Jaguars at Cardinals 4:25

174. Broncos at Raiders 4:25

175. Packers at Steelers ● 8:30

Monday, November 27, 2017

176. Texans at Ravens 8:30

WEEK 13

Thursday, November 30, 2017

177. Redskins at Cowboys 8:25

Sunday, December 3, 2017

178. Vikings at Falcons 1:00

179. Lions at Ravens 1:00

180. Patriots at Bills 1:00

181. 49ers at Bears 1:00

182. Buccaneers at Packers 1:00

183. Colts at Jaguars 1:00

184. Broncos at Dolphins 1:00

185. Panthers at Saints 1:00

186. Kansas City at Jets 1:00

187. Texans at Titans 1:00

188. Browns at Chargers 4:05

189. Rams at Cardinals 4:25

190. Giants at Raiders 4:25

191. Eagles at Seahawks ● 8:30

Monday, December 4, 2017

192. Steelers at Bengals 8:30

WEEK 14

Thursday, December 7, 2017

193. Saints at Falcons 8:25

Sunday, December 10, 2017

194. Colts at Bills 1:00

195. Vikings at Panthers 1:00

196. Bears at Bengals 1:00

197. Packers at Browns 1:00

198. 49ers at Texans 1:00

199. Seahawks at Jaguars 1:00

200. Raiders at Kansas City 1:00

201. Lions at Buccaneers 1:00

202. Titans at Cardinals 4:05

203. Jets at Broncos 4:05

204. Redskins at Chargers 4:05

205. Eagles at Rams 4:25

206. Cowboys at Giants 4:25

207. Ravens at Steelers ● 8:30

Monday, December 11, 2017

208. Patriots at Dolphins 8:30

WEEK 15

Thursday, December 14, 2017

209. Broncos at Colts 8:25

Saturday, December 16, 2017

210. Bears at Lions 4:30

211. Chargers at Kansas City 8:25

Sunday, December 17, 2017

212. Dolphins at Bills 1:00

213. Packers at Panthers 1:00

214. Ravens at Browns 1:00

215. Texans at Jaguars 1:00

216. Bengals at Vikings 1:00

217. Jets at Saints 1:00

218. Eagles at Giants 1:00

219. Cardinals at Redskins 1:00

220. Rams at Seahawks 4:05

221. Patriots at Steelers 4:25

222. Titans at 49ers 4:25

223. Cowboys at Raiders ● 8:30

Monday, December 18, 2017

224. Falcons at Buccaneers 8:30

● Sunday night games in Weeks 5-15 subject to change; Week 17 game TBD

Steelers Staff Directory

UPMC Rooney Sports Complex

3400 South Water Street
Pittsburgh, PA 15203
Phone: 412-432-7800



Administration

Arthur J. Rooney II, President
Arthur J. Rooney Jr., Vice President
Diane Lowe, Administrative Assistant
Rebecca Mihalcik, Administrative Assistant

Coaching

Mike Tomlin, Head Coach
John Mitchell, Assistant Head Coach/
Defensive Line
Todd Haley, Offensive Coordinator
Keith Butler, Defensive Coordinator
Danny Smith, Special Teams Coordinator
James Daniel, Tight Ends Coach
Randy Fichtner, Quarterbacks Coach
Carnell Lake, Defensive Backs Coach
Richard Mann, Wide Receivers Coach
Mike Munchak, Offensive Line Coach
Jerry Olsavsky, Inside Linebackers Coach
Joey Porter, Outside Linebackers Coach
James Saxon, Running Backs Coach
Shaun Sarrett, Offensive Assistant
Steve Meyer, Coaching Assistant
Daniel Martin Rooney, Coaching Assistant
Garrett Glemont, Conditioning Coordinator
Marcel Pastoor, Conditioning Assistant
Daniel Liburd, Strength & Conditioning Intern
Terry Cousin, Player Engagement
Coordinator
Chrissy Bulger, Administrative Assistant
Mia Daudet, Administrative Assistant

Football Operations

Kevin Colbert, Vice President &
General Manager
Omar Khan, Vice President of Football &
Business Administration
Dan Rooney Jr., Player Personnel
Coordinator
Phil Kreidler, College Scouting Coordinator
Brandon Hunt, Pro Scouting Coordinator
Rick Reiprish, Senior Assistant,
College Scouting
Mark Bruener, College Scout
Mike Butler, College Scout
Dan Colbert, College/Pro Scout
Mark Gorscak, College Scout
Chidi Iwuoma, BLESTO Scout
Bruce McNorton, College Scout
Dave Petett, Pro/College Scout
Samir Suleiman, Football Administration
Coordinator

Karim Kassam, Analytics & Football
Research Coordinator
Maureen Mannion, Administrative Assistant
Karen Mercalde, Administrative Assistant
Denzel Martin, Scouting Intern

Communications

Burt Lauten, Director of Communications
Dominick Rinelli, Public Relations/
Media Manager
Ryan Scarpino, Public Relations Assistant
Joe Lofton, Public Relations Intern

Football Equipment

Rodgers Freyvogel, Equipment Manager
Patrick Noone, Field Manager/Assistant
Equipment Manager
Adam Regan, Equipment/Field Assistant
Derek Rinehart, Equipment Intern
Matthew Eagan, Equipment Intern

Video

Bob McCartney, Director of Video &
Facilities
Andy Lizanich, Assistant Director of Video
Todd Lewis, Video Assistant
Kory Hartbauer, Video Assistant

Athletic Training

John Norwig, Head Athletic Trainer
Jon Andino, Assistant Athletic Trainer/
Physical Therapist
Sonia Gysland, Assistant Athletic Trainer
Daveon Lee, Assistant Athletic Trainer

Medical

Tony Yates, M.D., Internal Medicine
James P. Bradley, M.D., Orthopedic Surgery
Mark Duca, M.D., Internal Medicine
Joseph Maroon, M.D., Neurosurgery
Craig Mauro, M.D., Orthopedic Surgery

Business Office

Mark Hart, Vice President of Planning &
Development
Bob Tyler, Vice President of Finance
Jodie Spagnoli, Controller
Kelly Serafin, Payroll/Benefits Coordinator
Jody Lubawski, Stadium Accounting Manager
Barbara Snyder, Stadium Payroll Coordinator
Jacob Bettwy, Merchandise Accounting
Manager
Klavin Boyd, Senior Accountant/Analyst

Colleen Kimmel, Accounts Payable
Specialist

Jenny Shaeffer, Human Resources &
Office Manager

Dan Ferens, Business Administration
Shaw Sunder, Receptionist
Lauren Pascucci, Front Office Intern
Jerry Langan, Stationary Engineer
Patrick MacIntyre, Security Supervisor

Information Technology

Scott Phelps, Vice President of Technology
Jon Pugliano, Business & Football
Systems Manager
Craig Pelat, Network & Security Manager
Richard Hiliński, Systems Engineer
Dan McConnell, Network & Security Engineer
Joe Veltri, Applications Developer

**Digital, Broadcast
and Gameday Content**

Reagan Berube, Director of Content
Jeff Brown, Digital Media Manager
Zach Gallia, Social Media Coordinator
Scott Graham, Digital Media Coordinator
Stephen Finerty, Executive Producer
Christopher Burns, Game Day Producer
Brian Tirpak, Video Production Manager
Emile Khoury, Video Producer
Gerard Schaefer, Video Producer
Jason Pischke, Media Production Specialist
Missi Matthews, Steelers.com/
Steelers TV Reporter
Bob Labriola, Editor Steelers Digest/
Contributor Steelers.com
Teresa Varley, Assistant Editor Steelers
Digest/Contributor Steelers.com
Karl Roser, Team Photographer
Alec Balenciaga, Steelers TV Intern
Jourdan Gottlieb, Digital Media Intern
Meghan Loder, Social Media Intern
Taylor Ollason, Photography Intern
Maria Rodriguez, Spanish Content Intern

Steelers Staff Directory

Heinz Field

100 Art Rooney Avenue
Pittsburgh, PA 15212
Phone: 412-697-7700



One North Shore Place

358 North Shore Drive Suite 200,
Pittsburgh, PA 15212
Phone: 412-697-7777

Community Relations

Jaime Greenwald, Manager of Community Relations

Stacie Lawrence, Administrative Assistant

Sales and Marketing

Ryan Huzjak, Vice President Sales & Marketing

A.J. Poole, Director of Corporate Partnerships & Activation

Tim Post, Corporate Partnerships Manager

Kathy Wallace, Corporate Partnerships Manager

Melanie Harris, Business Analytics Manager

Marie Zeiter, Partnership Activation Manager

Amy Ranallo, Partnership Activation Manager
Chelsea Zahn, Partnership Activation Specialist

Leah Scattergood, Partnership Coordinator

Amy Regan, Partnership Administrator

Kristen Lewandowski, Premium Seating Sales Manager

Brandon Wrobel, Premium Seating Account Executive

Rick Giugliano, Director of Marketing & Events

John Simpson, Event Marketing Manager

Mike Marchinsky, Youth & High School Football Marketing Manager

Lynne Molyneux, Alumni Relations Manager

Jonathan Mancuso, Marketing Coordinator

Constance Zelinsky, Administrative Assistant

Brandon Artman, Marketing Intern

Creative Development, Merchandising and eCommerce

Susan McGalla, Vice President of Business Strategy & Creative Development

John Wolfe, Director, General Merchandise Manager

Tim Carey, Director of Merchandise Operations

Louis Pietragallo, Director of eCommerce Operations

Jessi Sabatini, Strategy Coordinator

Quintin Lovicks, Lead Web Developer

Emily Bensko, Merchandise Planning Manager

Lindsay Ebken, Apparel Merchandise Manager

Megan Stepnoski, Apparel Assistant Manager

Robb Gedrys, Division Manager – Store Operations & Special Projects

Cina Faiola, eCommerce Merchandise Manager

Stephanie Beck, Fulfillment & Logistics Manager

Brian Rogiero, Manager of Replenishment

Sam Rogiero, Merchandising Manager of Novelties & Stadium

Janice O'Toole, Assistant Merchandising Manager of Novelties & Stadium

Jim Moon, Allocation Manager, Warehouse & Designated Categories

Mark Byrnes, Warehouse Manager

George Beck, Warehouse/Distribution Assistant Manager

Renae McNabb, Administration Assistant

Ron Curtis, Steelers Authentic & Memorabilia Manager

Sheryl Speer, Accounts Payable – Purchasing

Abigail Oxenreiter, Digital Commerce Production Coordinator

Michael Hinzny, Digital Commerce Intern

Mike Murphy, Creative Services Manager

Brittany Zeman, Email Marketing Manager

Cait Grieco, Email Specialist

Mark Cancilla, Visual Designer, Digital Commerce

Suzanne Guzzo, Director of Steelers Nation Unite

Nora Suehr, Steelers Nation Unite Program Manager

Mike Hustava, Steelers Nation Unite Marketing Coordinator

Lindsey Spirk, Steelers Nation Unite Community Management Specialist

Ticket Operations

Ben Lentz, Director of Ticketing

Libby Patcher, Season Ticket Assistant

Chris McMurtre, Ticket Office Services Specialist

Rami Qarooni, Ticket Operations Assistant

Rebecca Burkhardt, Ticket Sales & Retention AE

Stadium Operations

Jim Sacco, Vice President of Stadium Operations & Management

Rob Thompson, Director of Stadium Event Operations

Aaron Schmitt, Director of Guest Experience

Emily Nicholson, Manager of Guest Experience & Tours

Nick Sero, Corporate Communications Manager

Greg Hoyer, Stadium Event Operations Manager

Mary Malanos, Stadium Operations Intern

Dave Steiner, Audio/Video Manager

Kevin Fleming, Audio/Video Technician

Cayce Little Pastoor, Director of Club Events & Operations

Rachel Hornak, Club Events Manager

Meghan McCabe, Club Events Manager

Taylor Goodman, Club Events Intern

Brian Opacic, Director of Facilities

Steve Egerman, Facilities Manager

Chris Ecton, Sports Turf Operations Manager

John Fox, Playing Surface Staff

Andy Lipinski, Playing Surface Staff

Bill Ellinger, Playing Surface Staff

Tim Williams, Director of Stadium Security

Jim Tabaka, Shipping & Receiving Manager

John Wodarek, Event Operations

Dixie Smith, Luxury Suite Manager

Heidi Edwards, Project Coordinator

Halie Girgash, Stadium Operations Project Assistant

Brittany Bellovich, Administrative Assistant

Geneva Jordan, Receptionist

Stores

GROVE CITY PREMIUM OUTLETS

Susan Kalafut, Store Manager

Debbi Gabler, Store Assistant Manager

SOUTH HILLS VILLAGE

Courtney Duzyk, Store Manager

Dustin Obuchowski, Store Assistant Manager

WESTMORELAND MALL

Corey Flannagan, Store Manager

PETERSEN EVENTS CENTER

Michelle Redinger, Manager

HEINZ FIELD

IMPORTANT DATES

July 27

Team reports to Training Camp.

Aug. 6

Family Fest at Heinz Field.

Aug. 11

Preseason game at N.Y. Giants.

Aug. 20

Preseason game vs. Atlanta.

Aug. 26

Preseason game vs. Indianapolis.

Aug. 31

Preseason game at Carolina.

Sept. 2

Clubs must reduce rosters to a maximum of 53 players on the Active/Inactive List.

Sept. 3

Clubs may establish a Practice Squad of 10 players.

Sept. 7-11

NFL Kickoff Weekend 2017.

Sept. 10

Regular-season opener at Cleveland.

Jan. 6-7

Wild Card Playoffs.

Jan. 13-14

Divisional Playoffs.

Jan. 21

AFC and NFC Championship Games.

Jan. 28

NFL Pro Bowl, Orlando, Florida.

Feb. 4

Super Bowl LII, Minneapolis, Minnesota.

Pittsburgh Steelers Ownership Group



Art Rooney II



Rob Citrone



Paul Evanson



Jack McGinley



Larry Paul



Stephen Paul



Bruce Rauner



Art Rooney, Jr.



Brian Rooney



Dan Rooney Jr.



John Rooney



Paul Sams



John Stallworth



Benjamin Statler



Scott Swank



David Tepper



Thomas Tull



Peter Varischetti



Mike Wilkins

Steelers



Training Camp

HISTORY

The Steelers have held their annual training camp at several locations throughout club history before settling on their current camp home at Saint Vincent College. The 2017 season marks the 52nd consecutive year that the Steelers have held their preseason training camp in Latrobe, Pa. The Steelers' 52-year tenure at Saint Vincent College ranks second (tied with Minnesota) in the NFL for training camp longevity, trailing only the Green Bay Packers, who have held their preseason camp at St. Norbert College in DePere, Wisc., for 60 years. The final two weeks of the Steelers' 1966 training camp were held at Saint Vincent College after beginning camp at the University of Rhode Island.

The Steelers first full camp at Saint Vincent College took place in 1967.

The following is a complete list of places where the Pittsburgh Steelers have held their training camps, along with the years they were there:

LOCATION	YEARS
Moore Field (Pittsburgh, Pa.)	1933-37
St. Francis College (Loretto, Pa.)	1938-40
Hershey, Pa.	1941-42, 1945-46
Philadelphia, Pa.	1943
Waukesha, Wisc.	1944
Alliance College (Cambridge Springs, Pa.)	1947-51
St. Bonaventure College (Allegany, N.Y.)	1952-57
California State Teachers College (California, Pa.)	1958-60
Slippery Rock College (Slippery Rock, Pa.)	1961
West Liberty College (Wheeling, W. Va.)	1962-63
University of Rhode Island (Kingston, R.I.)	1964-66
Saint Vincent College (Latrobe, Pa.)	1966-Present

Heinz Field Fun Facts



OWNER: Sports and Exhibition Authority of Pittsburgh and Allegheny County

DEVELOPER: Pittsburgh Steelers

TENANTS: Pittsburgh Steelers, University of Pittsburgh

ARCHITECT: HOK Sports

CONSTRUCTION MANAGER: Hunt Construction Group/Mascaro (A Joint Venture)

GROUND BREAKING: June 18, 1999

SQUARE FOOTAGE: 1.49 million square feet

SEATING CAPACITY: 68,400 seats

CLUB SEATING: 8,610 seats

SUITES: 136

CLUB LOUNGES: 3 — UPMC Club & Club West approximately 45,000 square feet, Champions Club 20,000 square feet.

RESTROOMS: 25 women's, 25 men's and 8 family.

CONCESSIONS: 50 concession stands.

MERCHANDISE: 16 Novelty Locations, 6 Gift Shops, 5 Program Stands and 4 Merchandise Locations.

LOCKER ROOMS: Steelers' locker room is 6,000 square feet, Panthers' locker room is 4,600 square feet and both visiting locker rooms are 2,600 square feet.

SCOREBOARDS: Heinz Field has two Daktronics HD LED video boards. The video board in the south end zone is 28 x 96 and the during the 2014 offseason a 35 x 72 foot video board was installed in the northwest corner of the stadium. The new board features a 13HD pixel layout and gives fans that had a limited view of the main Daktronics board in the south end a perfect vantage point.

TELEVISION SETS: 650

PLAYING SURFACE: The turf is a blend of four varieties of Kentucky Bluegrass, covering just over two acres. The soil is a twelve inch, sand-based root zone, meeting USGA specifications for particle size. Under the root zone approximately 40 miles of ¾ inch piping heat the soil. Below the heating system there is a four inch layer of pea gravel which contains drain pipes that empty into a 22-inch collector pipe surrounding the perimeter of the field.

SIGHT LINES: 60 feet from sideline to first row and 25 feet from end zone to first row.

ESCALATORS: 5

ELEVATORS: 7 Passenger and 2 Freight

PEDESTRIAN RAMPS: 4

FEDEx GREAT HALL: Located on the ground level of the East side of Heinz Field. The FedEx Great Hall is home to Pittsburgh Steelers and University of Pittsburgh memorabilia, Hall of Fame artifacts, Quaker Steak & Lube and Primanti Brothers.


HIGH SCHOOL MURALS: Throughout Heinz Field there are 60 murals from area high schools that have won a WPIAL or City League Football Championship.

WPIAL CHAMPIONS AT HEINZ FIELD: Opened for the 2014 season, the display honors every WPIAL Champion since 2001, the first year of Heinz Field.

SOUTH PLAZA EXPANSION: An additional 2,633 seats were added to Heinz Field prior to the start of the 2015 season. The new seats are a mixture of general reserved seating, club seating and an additional five suites. The South Plaza also offers three new premium concessions, Burgatory, "Mac N'at" and Papa John's Pizza.

Heinz Ketchup

BOTTLES FACTS The bottles are exact replicas—down to the embossed "57" on the bottle's neck—of the Heinz Ketchup 14 ounce glass bottle. Each bottle includes 8,000 pounds of fiberglass, 375 feet of neon tubing and 20,500 light-emitting diodes (LEDs). Each Heinz Ketchup Bottle measures 35 feet X 9 feet and each weighs 8,000 pounds, both totaling 16,000 pounds, the equivalent of 53—300 pound NFL linemen. If the Heinz Ketchup bottles were filled with Heinz Ketchup, they would contain 1,664,000 fluid ounces each. That is enough to give each person seated at Heinz Field at least one 14-ounce bottle of ketchup to take home. If both bottles were emptied, the entire football field would be covered in 3/4 of an inch of ketchup. Approximately 4,500 footballs could fit into each scoreboard ketchup bottle.



Pittsburgh Steelers *Media Guidelines***MEDIA RELATIONS STAFF**

Burt Lauten, Director of Communications
Dominick Rinelli, Public Relations/Media Manager
Ryan Scarpino, Public Relations Assistant
Joe Lofton, Public Relations Intern

MEDIA RELATIONS CONTACT INFORMATION*During the Week*

Direct—(412) 432-7820

Main—(412) 432-7800

Fax—(412) 432-7878

Game Day (Heinz Field)

Press Box—(412) 697-7198

Media Workroom—(412) 697-7700, x-6530

Press Box Fax—(412) 697-7125

Media-Only Site

The Steelers' Media Relations department offers a "Media-Only" section on the team's website, www.steelers.com. This service enables registered media to view the media guide, necessary game releases, stats, rosters, injury reports, quotes and much more, including media policies and information about Heinz Field. To register for this service:

Go to www.steelers.com and click on News on the top navigation bar. Media-Only Access will be the last option on the drop down bar. Click on it and register. Once your registration is approved you will receive an automated email.

You can also go directly to <http://members.steelers.com/> to register. If you have any problems, please email Teresa Varley at varleyt@steelers.nfl.com.

The Steelers reserve the right to deny access at the team's discretion to the Media-Only portion of the club's website.

PRESS INFORMATION

All Steelers press releases and weekly media packets are distributed via email and are posted on the team's Media-Only site, www.steelers.com/mediarelations/. Most general press releases are also posted on www.steelers.com. Please see the above guidelines to register for the Steelers' Media-Only site.

Please contact Steelers Media Relations to be added to the team's email distribution list for all press releases and media advisories.

Media can access the latest league press information by visiting the NFL's media site at www.nflmedia.com. The NFL's official website address is www.nfl.com.

Additional NFL news and labor-related information can be found at www.nflabor.com.

DRIVING DIRECTIONS*Directions To Heinz Field From Airport*

- Merge onto I-376 E toward Pittsburgh/Turnpike East/I-79
- I-376 East becomes I-279 North
- Continue on I-279 and take exit 1B on the left toward North Shore
- Turn slight left onto Reedsdale Street.
- Left onto Allegheny Avenue, which becomes North Shore Drive
- Follow North Shore Drive, which circles Heinz Field.

Directions To Airport From Heinz Field

- Head South on Art Rooney Avenue toward W General Robinson Street.
- Turn Left onto W General Robinson Street.
- Turn Left onto Tony Dorsett Drive
- Turn left onto Reedsdale Street and merge onto I-279 South toward I-376 East/Fort Pitt Bridge/Airport/Monroeville.
- Continue on I-279 South and it becomes I-376 West.
- Take PA-576-TPKE E exit, EXIT 6, toward US-22/Airport
- Take exit, US 22 West toward Airport.

Directions To Steelers Practice Facility From Airport

- Take Route 60 South toward Pittsburgh, which turns into I-279 North.
- Follow I-279 North through Fort Pitt Tunnel. Get in right lane before entering tunnel.
- Exit tunnel and follow sign toward 376 East/Monroeville.
- Get in left lane and exit left at Grant Street exit (it will be your first exit).
- Go through light and make first right turn at next light onto First Avenue.
- Make second left turn onto "B" Street.
- Make first right turn onto Second Avenue.
- Follow Second Avenue past Tenth Street Bridge, and all the way to the Hot Metal Bridge (29th Street).
- Turn right onto Hot Metal Street/29th Street and cross the Hot Metal Bridge.
- At the end of the bridge make an immediate left at the first light onto South Water Street.
- The Steelers offices are located in the fourth building on the right.

Directions To Airport From Steelers Practice Facility

- Turn left out of parking lot and go to first light.
- Turn right at light and cross Hot Metal Bridge.
- Turn left at light onto Second Avenue.
- Follow Second Avenue past 10th Street Bridge (on left) and Armstrong Tunnels (on right).
- Continue past next light and make a left on "B" Street.
- Make first right onto First Avenue and continue two blocks to light.

Pittsburgh Steelers *Media Guidelines*

- Turn left onto Grant Street and stay in left lane.
- Follow signs toward I-279 South/Fort Pitt Tunnel/ Airport.
- Go through Fort Pitt Tunnel and continue on I-279 South and it will turn into US 22 West/US 30 West.
- Take US 22 West toward Airport.

Directions To Steelers Training Camp From Pittsburgh (West)

- Follow I-376 East approximately 12-13 miles to the Pennsylvania Turnpike/I-76.
- Follow the Turnpike/I-76 East for approximately 11 miles.
- Take first exit [Exit #7 - Irwin] and follow signs for Route 30 East.
- Continue on Route 30 East for approximately 18 miles.
- As you come down a long hill just before getting to Latrobe, you will see a sign on the right for St. Vincent College at a traffic light.
- Turn left onto the St. Vincent campus.
- Follow the road to the right and loop left to the guard gate.
- If you arrive at Arnold Palmer Airport (on right), you've gone too far on Route 30.

Directions To Steelers Training Camp From East

- Follow Pennsylvania Turnpike/I-76 West to New Stanton.
- Follow Route 119 North to Route 30 East.
- Follow Route 30 East to Latrobe.
- As you come down a long hill just before getting to Latrobe, you will see a sign on the right for St. Vincent College at a traffic light.
- Turn left onto the St. Vincent campus.
- Turn left just prior to the practice fields.
- If you arrive at Arnold Palmer Airport (on right), you've gone too far.

CREDENTIALS

Home Games: Credential requests for Steelers home games must be submitted to **credentials@steelers.nfl.com** no later than **seven days** prior to the game. The Steelers reserve the right to deny any request.

Due to recommended security procedures, user names must be provided for every credential that is requested. Please specify which credential users need field access throughout the entire game and those who need pre-game field access only.

All parties should be aware that the names submitted for the credentials must be the names that show up to the stadium with valid government-issued photo identification. Once the credentialed members of the media arrive at Heinz Field, their credential number will be on a security list and matched with a name.

Credentials cannot be transferred or altered on game days or days leading up to the game to reflect a credential user other than the person the credential was issued to by the Steelers organization.

Media who are assigned to cover every Steelers' home game may apply for season credentials. Season-long credentials will be distributed prior to the team's first preseason game.

Media who receive credentials on a game-by-game basis must pick up their credentials at Media Will Call located at Heinz Field next to the Steelers administrative offices entrance on Allegheny Avenue, across from the Carnegie Science Center. Government-issued photo identification is required to pick up credentials at Will Call.

Due to recommended security procedures, the Steelers do not mail out credentials.

Road Games: Pittsburgh media traveling to Steelers' road games must submit their requests to **credentials@steelers.nfl.com** no later than **seven days** prior to the road game. The Steelers reserve the right to deny any request.

GAME DAY

Parking

Parking at and around Heinz Field is limited and not all credentialed media will receive a parking pass. Following are additional game day parking recommendations for media who do not receive parking passes:

Utilize parking areas Downtown, in Station Square, Rivers Casino garage or one of the Port Authority's Park and Ride Lots.

Downtown parking is available at eight (8) Pittsburgh Authority Garages, the Mon Wharf and the Convention Center. Recommended private garages include the Brunner Advertising Building, the PPG Building, Fifth Avenue Place and US Steel Building.

From Downtown parking lots, media can access Heinz Field via sidewalks on the Roberto Clemente Bridge and the Ft. Duquesne Bridge.

Reserved, pre-sold parking lots around the stadium open five hours before kickoff.

Satellite truck parking requests must be submitted by completing the satellite parking request form which can be obtained by emailing Brittany Bellovich (**bellovichb@steelers.nfl.com**). Questions regarding satellite parking should be directed to Brittany Bellovich.

Television trucks will park in the satellite truck lot located on Allegheny Avenue, across from the Carnegie Science Center, adjacent to the stadium.

Due to limited space, all requests will not be granted. Requests should be submitted no later than the Monday leading up to a Sunday game.

Pittsburgh Steelers Media Guidelines

Will Call

Media Will Call is located at Heinz Field next to the Steelers' administrative offices entrance on Allegheny Avenue, across from the Carnegie Science Center.

All media picking up credentials on game day must do so at Media Will Call.

Media Will Call opens four hours prior to kickoff.

A valid form of government-issued photo identification is required to pick up credentials.

Media Will Call is not the same as the general ticket Will Call window, which is located between the Great Hall and Gate B on the northeast side of Heinz Field.

Phone Lines

Media interested in setting up a game day phone line at Heinz Field should log onto www.heinzfield.com/media-phone-line-request/. Please contact Greg Hoyer with any questions at (412) 697-7147.

Frequency Coordinator

Please contact the NFL Game Day Coordinator, Otto Schellin, via email at GDCSteelers@NFL.com before game day. Please be advised that the holder of NFL game credentials employing a wireless radio frequency device such as a wireless microphone, communications radio, etc. (cell phones excluded) must register their frequency information. Please distribute the attached info to your media.

Internet

The press box and photo rooms at Heinz Field are equipped with wireless internet access. You will be supplied with this information in those areas.

Directions to Heinz Field Locker Rooms (from Press Box)

Steelers: Exit press box to the left to elevator bank. Take elevator to ground level. Proceed straight through Steelers Administrative Offices lobby to rear doors. Walk through doors approximately 30 feet and Steelers locker room is on your right. For the Steelers interview room, make a sharp right prior to the rear doors of the Steelers lobby.

Visitors: Exit press box to the left to elevator bank. Take elevator to ground level. Proceed straight through Steelers Administrative Offices lobby to rear doors. Proceed through the rear lobby doors and make a left. Follow corridor about 50 yards. The visiting locker room is on your right. The visiting interview room is inside the locker room entrance.

TRAINING CAMP

Credentials

Media seeking credentials to the Steelers training camp at Saint Vincent College (Latrobe, Pa.) must first contact the team's media relations department for approval by emailing credentials@steelers.nfl.com. Guidelines will be provided at that time. The Steelers reserve the right to deny media credentials to the team's training camp. Requests will be reviewed on a case-by-case basis.

Check-in

All media covering Steelers training camp must immediately check in at the team's media relations office located at St. Benedict Hall. All media must present a valid photo ID for a media credential.

Credentialed media will receive access to designated areas of the Steelers training camp facility, including the media workroom in Benedict Hall, practice fields and the cafeteria. Interviews are prohibited inside the team's cafeteria. Media members are prohibited from entering the players'/ coaches' dormitory or locker room at any time.

Parking

Upon check-in media will be provided with a parking pass and will be directed to park in the upper parking lot behind the team's dormitories. Parking passes are required for all media attending Steelers training camp.

Interviews

All interview requests must be approved by the Steelers' media relations department.

Players are generally available on the field after each practice. Locker room access is prohibited during training camp. Interviews of any kind are prohibited in the team's cafeteria.

Coach Tomlin is generally available on the field on a daily basis after the team's final practice of the day. On the days when Coach Tomlin holds his weekly press conference, he will not be available to media after practice.

The team's Offensive, Defensive, and Special Teams Coordinators and assistant coaches are generally available after each practice with the approval of the Steelers' media relations department.

All interview requests for Steelers' owners, director of football operations or other football/non-football staff must first be approved by Steelers' media relations. Live shots are allowed in designated areas at Steelers' training camp. Steelers' media relations must be notified in advance of any TV live shots.

Pittsburgh Steelers Media Guidelines

TV/radio sit-down interviews must be approved in advance by Steelers' media relations.

Media members are permitted to utilize all social networking tools (Twitter, Facebook, blogging, text alerts, etc.) only during practices that are open to the public.

UPMC Rooney Sports Complex Practice Field Access

Credentialed print and electronic media are allowed to watch Steelers practices in their entirety. All media must be at field level. Media are prohibited from watching practice from the hillside without prior approval from the team's media relations department. Videotaping any portion of practice from the hillside or other remote locations is strictly prohibited. All access guidelines will be explained to media upon arrival.

All photographers (still and video) are allowed to tape warm-ups and individual position drills. Photographers are prohibited from taping any one-on-one or team drills, including 7-on-7 drills or anytime players are in a team formation. All photographers are prohibited from any use of their cameras anywhere on Saint Vincent's campus other than the designated spots on the practice fields and outside of the cafeteria.

Media are allowed to tape stand-ups during the designated periods when video cameras may shoot practice, any other exceptions must be cleared through Steelers' media relations.

Media are prohibited from interacting with players and coaches during practice.

In the event of inclement weather, the team may be forced to practice indoors. Media may be allowed to attend indoor practices (at the team's discretion), but access will be limited.

Media are asked to silence cell phones and pagers before entering the practice area.

The Steelers reserve the right to change their access policy without prior notice.

IN SEASON/OFF-SEASON

UPMC Rooney Sports Complex

All Steelers daily football operations take place at the team's headquarters at the UPMC Rooney Sports Complex and not at Heinz Field. Coaches and players are at Heinz Field only on game days.

All media visiting Steelers headquarters must sign in at the front desk upon arrival and receive a day badge. Badges must be worn at all times.

All media must remain in the team's media workroom while at the team's headquarters. The team's first and second floor lobby areas are not to be used for workspace or to conduct interviews.

Media are to access the practice fields from the first floor only.

Media setting up for sit-down interviews must be chaperoned to designated areas by Steelers' media relations.

Coaching offices and team meeting rooms are off limits to media. Interviews and any videotaping in the Steelers parking lot are prohibited. The team requires all interviews at the team's headquarters only be conducted in the team's locker room and other areas specifically designated by the team's media relations department.

While we understand the importance of breaking news, our expectation is that all media that cover the team will respect club policies that close walk-thru's and offseason workouts to the media, and that media will not resort to alternate means of recording those sessions even from a remote location. Media that continue to violate this request may have their access to the team's practice facility or on game days subject to review.

Press conferences, media availabilities, open practice sessions and other Steelers activities at the UPMC Rooney Sports Complex or Heinz Field may not be broadcast live by an individual or media outlet. This includes the use of social media applications such as Ustream, Periscope and Meerkat, among others.

UPMC Rooney Sports Complex Camera Credential Policy

The Pittsburgh Steelers require all visiting media who intend to use any type of electronic recording device to comply with the following policies when covering the team at club practices or events. The policies govern the online use of audio and video interviews and press conference content on non-game days and weekdays. These rules are designed to enable news organization websites to "illustrate" their coverage of the NFL with daily audio/video sound bites that supplement and complement the work of their reporters and columnists:

- All media members are required to wear credentials when on-site covering the Steelers at team headquarters.
- Camera operators may shoot video and still photos only in designated areas at the Steelers headquarters. These areas include and are limited to the practice field, locker room, media workroom and areas designated by the club's media relations department only. Still photographers do not have access to the locker room.
- Up to 90 seconds per day of audio and/or video of interviews or press conferences with NFL employees (including, but not limited to, players and coaches) or of team practice footage may be used on the Inter-

Pittsburgh Steelers Media Guidelines

net by credentialed news organizations. The content may not be used live and may be archived for no more than 24 hours. This applies to both game days and non-game days.

Video/audio material comprised entirely of a credentialed media organization employee providing commentary or analysis, including stand-up video/audio material shot on the field or at other stadium or club facility locations (subject to generally applicable safety and venue management restrictions or shooting locations and times), may be distributed via media organizations' Internet sites.

The usage conditions are as follows:

- The page featuring the audio/video must provide links to **NFL.com** and the corresponding club site. For example: For more info, go to **www.nfl.com** and **www.steelers.com**.
- The content may be used only in an editorial context (such as in links that illustrate stories or in multimedia news sections) and may not be presented in stand alone multimedia entertainment sections of third party websites.
- No integrated advertising is permitted. Footage may appear on pages with banners and contextual ads, but the ads may not be specifically related to the NFL audio/video content.

Practice Field Access

Only local Pittsburgh media are allowed to watch Steelers practices. All access guidelines will be explained to media upon arrival.

Out of town media are prohibited from watching any portion of the team's practices.

All photographers are allowed to tape warm-ups and individual position drills. Photographers are prohibited from taping any one-on-one or team drills, including 7-on-7 drills or anytime the players are in a team formation.

Media are allowed to tape stand-ups during the designated periods when video cameras may shoot practice.

Media may not shoot video of the team leaving the field at the end of practice.

Any other exceptions must be cleared through Steelers' media relations.

Media are prohibited from interacting with players and coaches during practice.

Media are asked to silence cell phones and pagers before entering the practice area.

The Steelers reserve the right to change their access policy without prior notice.

Media are to access the practice fields from the first floor only.

Interviews

All interview requests must be approved by the Steelers' media relations department. The Steelers ask that media respect the privacy of players/coaches/staff and refrain from approaching any members of the organization or their families at their places of residence. Media that continue to violate this request may have their access to the team's practice facility or on game days subjected to review.

Players are generally available in the locker room only at lunchtime and after practice on Wednesdays and Thursdays. Players are available in the locker room after practice only on Fridays. Player interviews are not to be conducted on the practice field or in other areas outside of the locker room, including the parking lot area, without prior approval from the Steelers' media relations department. Still photographers are not allowed in the Steelers' locker room.

Coach Tomlin will hold a weekly press conference every Tuesday at noon in the Steelers' media workroom. He will also be available after practice on Wednesdays and Thursdays (upon request) in the media workroom.

The team's Offensive, Defensive, and Special Teams Coordinators will generally be available on Thursdays. Assistant coaches are available only with the approval of the Steelers' media relations department. The best time to interview assistant coaches is as they leave the field after practice.

Only Coach Tomlin will be available to media on game days. Assistant coaches are not available for interviews on game days.

All interview requests for Steelers' owners, director of football operations or other football/non-football staff must first be approved by Steelers' media relations.

Live shots are allowed in designated areas at Steelers' headquarters. Steelers' media relations must be notified in advance of any TV live shots.

Satellite trucks are required to park on the side of the Steelers' practice facility (near the train tracks). Media must seek prior approval for any exceptions.

TV/radio sit-down interviews must be approved in advance by Steelers' media relations.

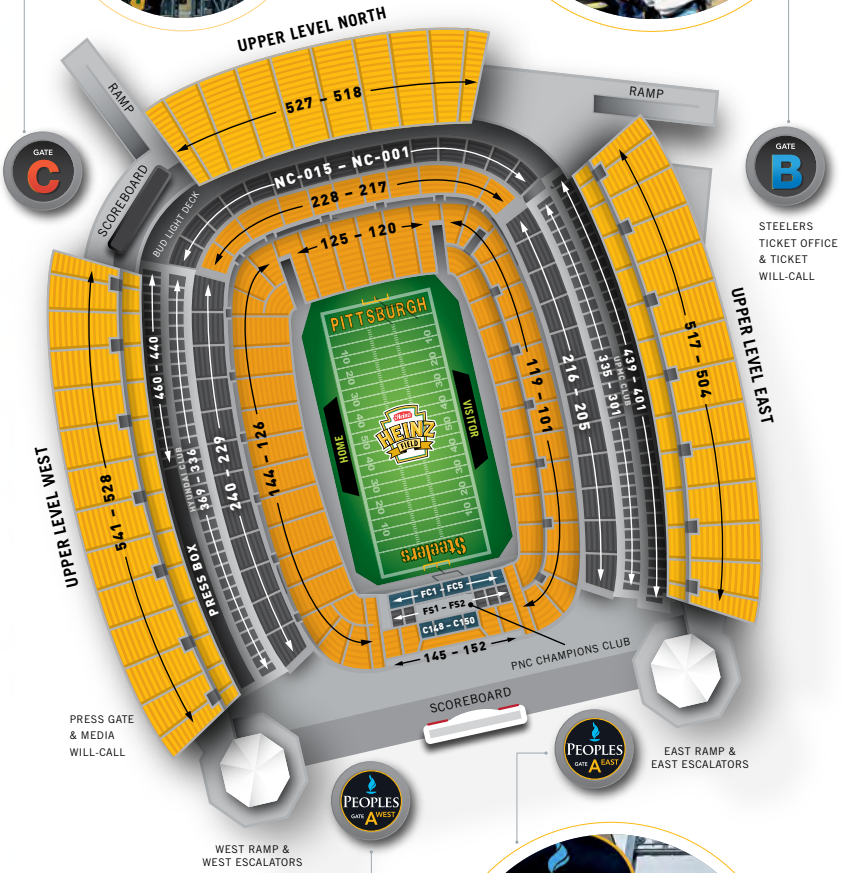
Interviews of any kind are prohibited in the team's cafeteria.

Parking

All media are required to park on the opposite side of the Steelers' indoor practice facility from the team's offices.

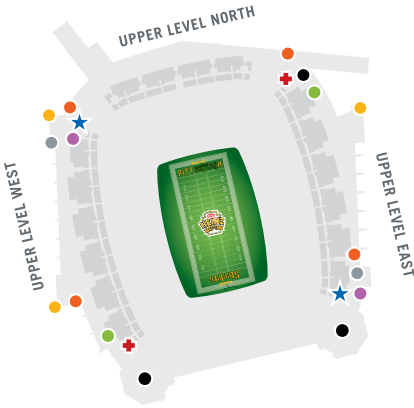
Media with physical disabilities should make prior arrangements with Steelers' media relations for access to handicapped parking.

Heinz Field Diagram

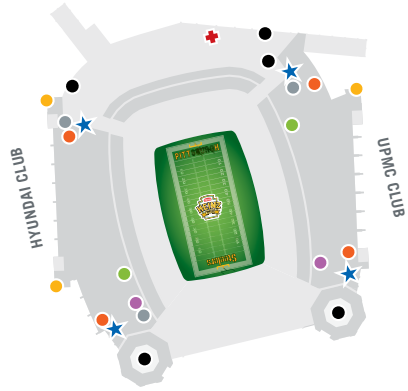


Heinz Field Diagram

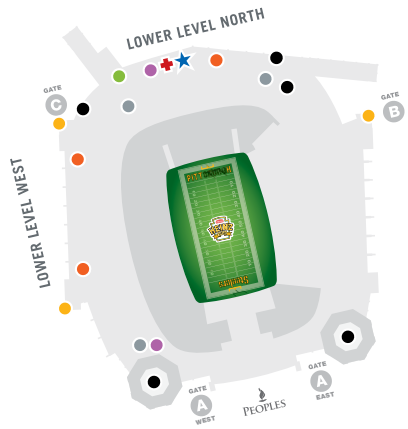

UPPER LEVEL



CLUB LEVEL



LOWER LEVEL



Looking for something?

- ATM
- FAMILY RESTROOM
- ESCALATOR
- ★ GUEST SERVICES
- MERCHANDISE
- RESTROOM
- ELEVATOR
- PHONE
- + FIRST AID

IN THE COMMUNITY



The Pittsburgh Steelers are proud to be a part of the Western Pennsylvania community.

The organization's strong commitment to this area dates back to 1933 when Arthur J. Rooney, Sr. founded the team. That commitment was passed down to his son, late Steelers' Chairman, Ambassador Dan Rooney, and his grandson, President Art Rooney II. Steelers players, coaches and front office staff are involved in appearances, charitable donations and outreach programs with nonprofit and community groups. It's the team's way of giving back to the community that has given us so much!



Steelers Community Outreach Programs



American Heart Association®

Learn and Live

American Heart Association

The Steelers, the NFL and the American Heart Association (AHA) partner on the Play 60 Challenge, a health and fitness program that incorporates physical activity for middle school students into daily classroom and after-school activities. The Steelers also support the AHA's annual Heart Walk.

Art Rooney Scholarship Fund

The Art Rooney Scholarship Fund was established in memory of the late founder of the Steelers, who died in August of 1988 after living most of his life on the North Side. The scholarship annually provides a grant to a Cardinal Wuerl North Catholic student and funds the Pittsburgh Promise scholarships for two Perry High School students. Since its beginning, the scholarship has awarded grants to more than 80 local students. The annual Gatorade/Steelers 5K Race, Fitness Walk and Kids' Kickoff Run is the major fundraiser for the scholarship fund. The event features a 3.1-mile level course on the North Side highlighted by a spectacular finish in Heinz Field.

Crucial Catch

In 2017, the NFL expanded its scope of the Crucial Catch platform to engage and impact more communities through the message of early detection and prevention.

The Steelers are continuing to support breast cancer awareness and participate in numerous initiatives. At the Crucial Catch game in October, the team recognizes local breast cancer survivors in a pregame ceremony. Pink Terrible Towels are distributed to all fans at the game in partnership with UPMC and Ford.

As part of the Steelers' breast cancer awareness activities, players who have a loved one affected by the disease serve as chefs at the "Cooking and Eating for a Healthy Life" class at Magee Women's Hospital of UPMC. In attendance are breast cancer survivors who enjoy the players' efforts in the kitchen.

Members of the Zeta Tau Alpha sorority distribute breast cancer information at GameDay Live before the breast cancer awareness game.



▲ Local breast cancer survivors at a pregame ceremony.

Steelers Community Outreach Programs

Cancer Caring Center


A portion of the proceeds from the annual Rock Steelers Style Fashion Show goes to the Cancer Caring Center. A current player chairs the annual Cancer Caring walk and has lunch with the top 10 fundraisers. The Cancer Caring Center is dedicated to helping people diagnosed with cancer, their families and friends cope with the emotional impact of cancer.

Catholic Youth Association

The Steelers organization annually supports the Art Rooney Award dinner, named for the team's founder, Art Rooney, Sr. For more than 80 years, Catholic Youth has served the most vulnerable members of our community, children and the elderly. James Conner received the 2017 Bob Prince Award, which honors individuals who have had a strong impact on the local sports scene.

Children's Hospital of Pittsburgh of UPMC

Steelers players visit Children's Hospital of Pittsburgh to bring a smile to kids who are battling health issues. Players participate in various events for patients and their families, including the WDVE Radiothon and the Free Care Fund Telethon. In 2016, the Steelers donated teddy bears to patients for every monthly donor that signed up during the telethon. Children's also receives proceeds from the 50/50 raffle at a late season game.



▶ Jerald Hawkins and friend shoot a video.



▲ Tyler Matakovich in a serious game of helmet checkers.



Chuck Noll Foundation

Pittsburgh Steelers team President, Art Rooney II, announced the establishment of a new foundation in 2016, The Chuck Noll Foundation for Brain Injury Research, to support continued research and education regarding brain injuries and treatment of sports-related concussions. The Steelers organization helped launch the foundation with an initial contribution of \$1 million. The Chuck Noll Foundation for Brain Injury Research will fund research which it believes is the most promising in the area of sports-related concussions and related conditions.

The inaugural Steelers Charity Walk to benefit the foundation will be held at Saint Vincent College on Saturday, July 29.

Cystic Fibrosis

A current player serves as honorary co-chair of the 65 Roses Sports Auction which features several teammates and benefits the Cystic Fibrosis Foundation. The foundation raises funds for research to discover a cure for the disease.

Gala Pittsburgh Sports Night

Each fall, the Steelers host a "Gala Pittsburgh Sports Night" at Heinz Field to raise much-needed funds for North Side children and their families who attend local Catholic schools. The evening features current and former athletes from the Steelers, Pirates and Penguins, as well as local universities.

Greater Pittsburgh Community Food Bank

Steelers players and Head Coach Mike Tomlin annually donate Thanksgiving turkeys for more than 400 needy families in the Pittsburgh area.

Steelers Community Outreach Programs



▲ Steelers players with their Heroes and their families at Heinz Field.

Heroes at Heinz Field

The Steelers annually partner with VA Health Care VISA 4 for a special evening at Heinz Field for Operation Enduring Freedom and Operation Iraqi Freedom veterans. Participants, many injured in the war, try out their football skills with the help of Steelers players. The players enjoy the opportunity to thank the “true heroes” for their service to ensure our continued freedom.

**Holy Family Institute-
Pittsburgh Steelers Courage House**

Greta Rooney, wife of Steelers President Art Rooney II, chairs the annual Courage House Awards luncheon. Each year a Steelers player is chosen as the Ed Block Courage Award winner for overcoming illness or injury. Steelers Center Maurkice Pouncey was chosen by his teammates, and received the 2016 award from Head Coach Mike Tomlin.

Make-A-Wish

The Steelers organization works closely with Make-A-Wish to grant wishes. The wish experiences include meeting favorite players, a behind-the-scenes look at the Steelers practice facility and tickets to a home game.



NFL Play 60

The NFL’s program for an active generation encourages kids to be physically active for 60 minutes each day in an effort to combat childhood obesity. Many Steelers events incorporate the Play 60 message with players and coaches demonstrating the importance of fitness and activity. The Steelers provide grants to local schools that participate in the Play 60 Challenge. The team partners with American Dairy Association North East (ADANE) to promote Fuel Up to Play 60 (FUTP60) which encourages students to eat healthy.

NFL Walter Payton Man of the Year


The team’s Walter Payton Man of the Year award is given annually to a player who best represents the late Chicago running back’s commitment to community. Linebacker Arthur Moats was the 2016 winner.



▲ Linebacker Arthur Moats colors with one of the children at the Ronald McDonald House.

▲ Dominic Kirksey got to meet many Steelers players including Antonio Brown, who presented Dominic with his gloves.

Steelers Community Outreach Programs



POWER & GRACE

ROCK STEELERS STYLE



▲ Artie Burns with A.J.

▲ David & Bonnie DeCastro

Rock Steelers Style Fashion Show

The team's annual fashion show features current players and their families modeling clothing from local and national retailers. The show is chaired by Greta & Art Rooney II and Kiya & Mike Tomlin, with two current Steelers players serving as co-captains. Proceeds benefit the UPMC Sports Medicine Concussion Program and the Cancer Caring Center.

Rookie Club

The Rookie Club enables the team's newest players to work as a group in order to gain confidence in their ability to interact with the community as Pittsburgh Steelers. It is an introduction to community service during the players' first year with the team and provides a sense of camaraderie.

Salvation Army - Project Bundle-Up

Players and their families annually take disadvantaged children shopping for winter outerwear as part of the Salvation Army's Project Bundle-Up program. Patricia Rooney, wife of late Steelers Chairman, Ambassador Dan Rooney, and Joe DiNardo, retired WTAE-TV weatherman, are founders of the program. 2017 marks the 20th The Project Bundle-Up Mini Golf fundraiser. A Steelers coach or player has served as the host of the event since its inception. In 2017, Arthur Moats took the reins and spent the evening on the links with the guests.

▶ A happy group of shoppers at Dick's Sporting Goods in Cranberry Crossing.

Steelers Alumni Weekend

Each year the team reunites a group of former players for Alumni Weekend. The weekend includes a fundraising dinner on Saturday night to benefit the UPMC Sports Medicine Concussion Program. The dinner is highlighted by the alumni sharing stories of their playing days and a silent auction. On game day the players are introduced to the fans at halftime.

Steely McBeam

Mascot Steely McBeam makes appearances at training camp, home games and numerous charitable events. For more information, visit www.steelers.com and click on Community.



Steelers Community Outreach Programs



▲ Steelers players with the men and women of the 171st Air Refueling Wing.

United Way

The Steelers annually host the United Way's campaign kickoff at halftime of a preseason game, featuring three corporate participants in a field goal competition. The winner presents the United Way with its first campaign donation of the year. A Steelers United Way spokesman visits local corporations to encourage support of the annual campaign.



▲ Bob Nelkin, Scott Haas and Jerry MacCleary.

Urban Impact Foundation

The Urban Impact Foundation (UIF) is a faith-based, nonprofit corporation which fosters Christian community development on Pittsburgh's North Side. One of the outreaches is through athletic programs and events. Many Steelers players participate in a football clinic held by UIF on Pittsburgh's North Side each summer.

Head Coach Mike Tomlin participates in the annual ManUp Pittsburgh conference which encourages local men to be better fathers and role models.

Veterans/Military

Steelers players visit the local VA Hospitals to spend time with the patients who have served our country. At several home games each year, veterans and active military personnel are honored for their service to the United States.

For Veterans Day, the Steelers honor a veteran from each of the wars going back to World War II. Color guards, representing all branches of the military, are present at each home game.

Westmoreland County Food Bank

Steelers fans attending the night practice at training camp each August help the less fortunate in Westmoreland County by donating food and money to the local food bank.

Women's Center and Shelter of Greater Pittsburgh

Cornerback William Gay, whose mother was a victim of domestic violence, provides holiday dinners at the Women's Center & Shelter. The organization works to put a face on domestic violence and, in doing so, aims to help survivors heal, encourage batterers to seek help and build empathy and understanding of this issue. The Steelers also support the center's fundraising efforts.



YOUTH FOOTBALL

Steelers Youth Football Show on ROOT Sports

A weekly television show completely dedicated to the passion of youth and high school football in Western Pennsylvania, this is a must watch for anyone who loves football. The show airs each Thursday on ROOT Sports at 6 p.m. and can also be viewed on Steelers.com. The show features great weekly matchups at both levels of youth football, and the "Steelers High School Football Showcase," presented by the Pittsburgh Post-Gazette. Fans can vote and select their favorite high school matchup to be featured on the show that week. And new in 2017, current Steelers players will serve as a co-captain each week, and provide insight as a sideline reporter.

USA Football Heads Up Program

The Steelers, along with the National Football League and USA Football, are working hard to improve the safety of football at all levels, especially with youth and high school players. USA Football's Heads Up Football program is a comprehensive solution to player safety which promotes coaching education and certification, equipment fitting, concussion recognition and awareness, heat and hydration, and heads up tackling. 76% of all youth football organizations have adopted Heads Up Football nationwide in their programs. USA Football will train Player Safety Coaches for local leagues, who will then train the coaches, players and parents for only \$10 per coach within the organization. Learn more at www.usafootball.com.

High School Football

Each year, the Steelers host four WPIAL Championship Games at Heinz Field in November. At the conclusion of the high school season, the six WPIAL Champions and the City League Champions are hosted at a Steelers game to honor their accomplishment.

WPIAL Champions at Heinz Field presented by UPMC

An area in the west main concourse of Heinz Field was designed to honor the WPIAL Football Champions from 2001-present. The display features the current champions' framed memorabilia, video highlights of the championship games, and mini-helmets of each of the teams in the WPIAL and City League.

High School Sports and Concussions

The Steelers hosted the second "High School Sports and Concussions" event at Heinz Field in April for more than 200 athletic directors, football coaches, athletic trainers and physical therapists. Dale Earnhardt Jr. was the featured speaker at this year's event, along with industry-leading doctors from UPMC Sports Medicine.

Play 60 FunZone

Kids in grades K-12 participate in five stations for 60 minutes to reinforce the Play 60 message during training camp practice at Saint Vincent College in Latrobe. The 60 minute clinic features a 10-minute stretch and five 10-minute stations. The five stations include a 40-yard dash, wide receiver, defensive back and running back drills; and do-it-at-home exercises.

Steelers Youth Football**Programs for Players:***Steelers Youth Football Camps*

These two-day football camps for boys and girls ages 6-14 offer instruction from the area's best high school coaches and current and former Steelers. The camps were held in June and July at California University of PA, Slippery Rock University, Saint Vincent College and West Allegheny High School. These non-contact camps provide instruction on every position, proper tackling, two tickets to a Steelers preseason game, camp T-shirt and more. Current and former Steelers players assisted the area's top high school coaches.

Play Football Month (August)

The Steelers, National Football League and USA Football celebrate the start of football during the preseason games through in-stadium banners, promos on the Daktronics video board and by inviting youth football teams to enjoy the preseason games. Youth football games will be featured at halftime of each preseason game, and tickets have been provided to several youth football programs to enjoy the games.

Gatorade Junior Training Camp

These non-contact camps are free for boys and girls ages 6-14, and are hosted at various times throughout the summer including at Heinz Field during the Rib and Kickoff Festival and prior to the annual night practice during training camp outside of Latrobe Memorial Stadium. The two-hour session emphasizes football fun drills and teaches proper tackling as well as skills at running back, quarterback, wide receiver and defensive back.

Youth Football Co-Captains

Prior to each home game, the Steelers invite two youth football players serve as co-captains for the game's coin toss. The two players enjoy pregame hospitality, sideline passes for pregame warmups, and tickets to the game.

Youth Football Games at Halftime

The Steelers host three youth football games at halftime during home games. The preseason games feature tackle football from area youth football programs, with a 1st-and-Goal scenario. And at halftime of a regular season game, we feature local NFL Flag Football teams. For more information on NFL Flag Football, go to <https://www.nflflag.com/>.

Youth Football Teams at Training Camp

When the Steelers report to Saint Vincent College in Latrobe to start the season, so do area youth football teams. The Steelers celebrate Back to Football by inviting youth teams to welcome the team onto the field each day of training camp. The youth football players, decked out in their own jerseys, make a tunnel for the Steelers as they walk to practice.

Youth Football Camp in Mexico


In June, the Steelers headed to Mexico City to host adult and youth football camps for fans of all ages. The camp featured instruction from linebacker coach Joey Porter, current Steelers players Ramon Foster, James Harrison, Roosevelt Nix, and Steelers Alumni Tyrone Carter, and Super Bowl XLIII MVP Santonio Holmes.

Programs for Coaches:*Steelers Coaching Clinic*

This annual youth football coaching seminar held in July at Saint Vincent College incorporates classroom instruction, roundtable discussion, and on-field sessions with our Coach of the Week winners. In addition, coaches are educated on Health & Safety with a speaker from the UPMC Concussion Program.

High School Coach of the Week

Each week, a local coach is honored as a High School Coach of the Week. This coach has either led his team to a big victory, an upset win, or done something special in their community. Each winner is invited to a Steelers home game, presented with a certificate, and receives a \$1,000 grant from the Steelers and the National Football League Foundation. A Coach of the Year is also selected, and his program receives a \$2,000 grant to improve his football program.





STEELERS

STAFF

20 STEELERS 17



MIKE TOMLIN *Head Coach*

Mike Tomlin was named the 16th head coach in Pittsburgh Steelers history on January 22, 2007. Hired at the age of 34, Tomlin became only the third head coach hired by the Steelers since 1969.

In his first 10 seasons, Tomlin has accomplished many things that have never been done in the team's storied history. His 103-57 regular-season record (.644) is the best start in franchise history, and he reached 100 career wins in the fewest games (157) in team history. Tomlin became the eighth head coach in NFL history to reach 100 regular-season wins in their first 10 seasons. His 103 regular-season wins are tied for the fourth-most wins by an NFL head coach in their first 10 seasons as a head coach.

Tomlin also became the youngest head coach in NFL history to both coach in and win a Super Bowl when he led the Steelers to a 27-23 victory over the Arizona Cardinals in Super Bowl XLIII (26 years, 323 days). By winning the Super Bowl in only his second season as a head coach, he also became the fastest to win a Super Bowl title in Steelers history.

Over the past four seasons (2013-16), Tomlin has led the team to a 16-2 record in the month of December/January, which are the most wins in December/January over that span.

In his 10 years as head coach of the Steelers, Tomlin has led Pittsburgh to five AFC North titles, most recently in 2016, and has guided the Steelers to the playoffs seven times, including two trips to the Super Bowl (XLIII and XLV). Tomlin has won at least five home games in each of his first 10 years, including six at Heinz Field in 2016.

Tomlin has sent a total of 41 selections to the NFL's annual Pro Bowl, including the five players that received Pro Bowl honors for the 2016 season. Additionally, Tomlin was appointed by Commissioner Roger Goodell to the NFL's Competition Committee in March, 2013.

Tomlin is one of only seven coaches in league history to win a Super Bowl within his first two seasons as an NFL head coach. Tomlin is the only head coach in Steelers history to lead the team to two Super Bowls in his first four seasons at the helm, including an appearance against the Green Bay Packers in Super Bowl XLV. He is one of only two Steelers head coaches to win three division titles in his first four seasons.

Tomlin is very active in the community and was recognized, along with his wife Kiya, in February, 2013, by the Chuck Cooper Foundation with the Career Achievement in Leadership Diversity and Community Service Award. He has also been a spokesman for the Steelers' and UPMC Sports Medicine's "Don't Hit the Head, Don't Use the Head" program, which is in conjunction with USA Football's Head's Up program that promotes safety in all levels of football. Tomlin also participates in the annual ManUp Pittsburgh conference which encourages local men to be better fathers and role models. In addition, he serves on the board of directors of the Extra Mile Education Foundation, which provides support for parochial elementary schools educating children of inner-city families.

The Steelers finished with an 11-5 record in 2016, and won each of the team's final seven regular-season games, to secure the AFC North title and No. 3 seed in the AFC for the postseason. It marked the fifth time Tomlin has led the Steelers to at least 11 wins in the regular season. Pittsburgh won its first two postseason games, vs. Miami in an AFC Wild Card Game and at Kansas City in an AFC Divisional Playoff, before falling to the New England Patriots in the AFC Championship Game.

Running back Le'Veon Bell was voted the Steelers' MVP for his 2016 efforts. He led the NFL in scrimmage yards per game (157.0), and he became the fastest player in NFL history to reach 3,000 rushing yards and 1,500 receiving yards in his career (38 games). In the Steelers' Week 14 victory at Buffalo, Bell set the single-game team record with 236 rushing yards and tied the single-game team mark with three rushing touchdowns.

TOMLIN'S

COACHING EXPERIENCE

TOTAL COACHING EXPERIENCE
23 Seasons

NFL COACHING EXPERIENCE
17 Seasons

COACHING TIMELINE

1995
Virginia Military Institute
Wide Receivers

1996
University of Memphis
Graduate Assistant

1997
Arkansas State University
Wide Receivers

1998
Arkansas State University
Defensive Backs

1999-2000
University of Cincinnati
Defensive Backs

2001-2005
Tampa Bay Buccaneers
Defensive Backs

2006
Minnesota Vikings
Defensive Coordinator

2007-2017
Pittsburgh Steelers
Head Coach

Quarterback Ben Roethlisberger and wide receiver Antonio Brown continued to etch their names in NFL history. Roethlisberger currently has the ninth-most passing touchdowns in NFL history (301) and the 10th-most passing yards in NFL history (46,814). Brown set numerous NFL records, including one for the most receptions in a player's first 100 career regular-season games (622) and one for the most receptions in NFL history by a player in any four-year span (481).

Despite significant injuries to multiple starters during the 2015 season, the Steelers finished with a 10-6 record (2nd in the AFC North) and advanced to the Divisional Round of the playoffs. The Steelers finished third in the NFL in total offense (1st in the AFC), while the defense posted 48 sacks under first-year defensive coordinator Keith Butler. The 48 sacks were the third-most in the NFL in 2015.

In 2014, Tomlin, who has a defensive coaching background, orchestrated one of the top offensive outputs in team history. The Steelers broke numerous offensive records, including points scored (436), total yards (6,577), passing yards/game (301.6) and total first downs (379). On an individual basis in 2014, Tomlin guided Roethlisberger, Brown and running back Le'Veon Bell – whom all made the Pro Bowl – to record-setting years.

Arguably one of his best coaching performances may possibly have come in the second half of the 2013 season. Despite an 0-4 and 2-6 start to the season, the Steelers finished the regular season surging to a 6-2 second-half record, falling just short of the playoffs.

In 2012, Tomlin led the Steelers to a 27-10 victory over the New York Jets in the home opener, becoming the first coach in team history to win his first six home openers. The Steelers finished the season with the top-ranked overall defense (275.8 yards/game) and finished first in passing defense (185.2 yards/game).

In 2011, Tomlin led the Steelers to a 12-4 record, marking the second straight season the team posted 12 wins, which was only the second time in team history it had been achieved. The Steelers finished the season with the top-ranked total defense (271.8 ypg) and scoring defense (14.2 ppg). Pittsburgh posted a 7-1 record at home in 2011, for the second time in Tomlin's career (2007). He also had five players (Roethlisberger, Mike Wallace, Maurkice Pouncey, Troy Polamalu and Brown) selected to the Pro Bowl following the season.

Tomlin's seven road wins during the 2010 regular season tied a Steelers record previously set in 1978 and 2004. The Steelers finished second in total defense under Tomlin's guidance in 2010, allowing only 276.8 yards per game. Pittsburgh led the NFL and set a team record in rushing defense, yielding only 62.8 yards per game (1,004 yards), the third-best total in NFL history dating back to 1970. The Steelers also established an NFL record in 2010 by not allowing an opponent to rush for more than 75 yards in any of their first eight games during the regular season.

In all, the Steelers' defense led the NFL in 2010 in rushing yards allowed (62.8 yds./game), points allowed (232), touchdowns (22), quarterback sacks (48), rushing average (3.0), yards per play (4.5) and yards allowed on first down (4.08). It finished second in the league in passing average (6.31), turnover advantage (+14) and red-zone efficiency (40.0, tied).

Under Tomlin, the Steelers broke new ground on offense in 2009. Pittsburgh's offense ranked seventh in the NFL (ninth passing, 19th rushing) but became the first unit in team history to boast a 4,000-yard passer (Roethlisberger), two 1,000-yard receivers (Hines Ward, Santonio Holmes) and a 1,000-yard rusher (Rashard Mendenhall) in the same season. Pittsburgh's defense ranked fifth in the NFL (third vs. run, 16th vs. pass) while leading the AFC and finishing one shy of the NFL lead with 47 quarterback sacks.

The Steelers continued to be dominant at Heinz Field under Tomlin in 2009. Pittsburgh finished with a 6-2 home record after finishing 7-1 (2007) and 6-2 (2008) at home during Tomlin's first two seasons.

Tomlin finished the 2008 season with a 12-4 record and his second consecutive AFC North Division title, becoming the only Steelers head coach to win division crowns in each of his first two seasons. He also set a record with 22 regular-season wins in his first two years at the helm and is the only Steelers head coach to win at least 10 games in each of his first two seasons. Tomlin's .688 winning percentage (22-10) after two years is the best in Steelers history.

Continued on next page

MIKE TOMLIN

The Steelers' defense was dominant under Tomlin's guidance in 2008, leading the NFL in total defense (237.2), pass defense (156.9), points per game (13.9), total yards per play (3.9), rushing yards per attempt (3.3), passing yards per attempt (4.7) and third-down efficiency (31.4), while finishing second in rushing defense (80.3).

Tomlin led the Steelers to a 10-6 record in 2007 and became just the second coach in team history to post a winning record, win a division title and earn a playoff berth in his inaugural season. Tomlin began his head coaching career by becoming only the second Steelers head coach to win his first three games. During 2007, the Steelers became just the fifth team in NFL history to win their first four home games by at least 20 points.

Tomlin guided the Steelers to the NFL's top-ranked defense in 2007, yielding only 266.4 yards per game. The Steelers' defense ranked third in the NFL against both the run (89.9 avg.) and the pass (176.5 avg.), and also finished third in the league in total yards allowed per play (4.6). Pittsburgh's defense led the NFL in passing yards per play (5.7) and first downs allowed per game (15.6), and finished second in the league in points allowed per game (16.8).

The Steelers' offense finished third in the NFL in rushing (135.5 avg.) during Tomlin's first season, sparked by Willie Parker, who led the league in rushing before injuring his leg in Week 16. Roethlisberger enjoyed a record-setting season during Tomlin's first year, establishing new team records for touchdown passes (32) and passer rating (104.1) while earning his first career Pro Bowl appearance.

Tomlin was the NFL's second-youngest head coach in 2007, and he became only the second Steelers' coach in team history to win at least 10 games during his first year at the helm. The Steelers posted a 7-1 record at home in 2007 and were 5-1 in the AFC North (3-0 at home).

Tomlin spent the 2006 season as the Minnesota Vikings' defensive coordinator. That season, the Vikings ranked eighth in the NFL in total defense and first against the run while not allowing a 100-yard rusher the entire season.

Tomlin was the defensive backs coach with the Tampa Bay Buccaneers from 2001-05. In 2002, Tomlin guided one of the most productive defensive backfields in the NFL, culminating with its performance in Super Bowl XXXVII. The secondary recorded four of the team's five interceptions, returning two for touchdowns, to help Tampa Bay capture the franchise's first Super Bowl title.

Before joining Tampa Bay's staff, Tomlin served two seasons as the defensive backs coach at the University of Cincinnati (1999-00). He took over a secondary that ranked 111th in the nation in pass defense in 1998 and helped them improve to 61st overall in his first season. Under Tomlin's direction in 2000, the Bearcats ranked eighth in the nation in interceptions as well as fourth nationally in total turnovers.

Prior to joining the Cincinnati staff, Tomlin had a short stint on the coaching staff at Tennessee-Martin and then spent two seasons at Arkansas State, coaching wide receivers in 1997 before switching to defensive backs in 1998. Tomlin spent the 1996 season as a graduate assistant at the University of Memphis, where he worked with the Tiger defensive backs and special teams units. He began his coaching career in 1995 as wide receivers coach at Virginia Military Institute.

Tomlin was a three-year starter at wide receiver at William & Mary (1990-94) and finished his career with 101 receptions for 2,054 yards and 20 touchdown catches. A first-team All-Yankee Conference selection in 1994, he established a school record with a 20.2 yards-per-catch average.



JOHN MITCHELL *Assistant Head Coach/Defensive Line*

John Mitchell is in his 24th season as the Steelers' defensive line coach, ranking him as the longest-tenured current member of the Steelers' coaching staff. He remained with the team following Mike Tomlin's hiring in January of 2007, a time when he was promoted to assistant head coach.

Mitchell joined the Steelers' coaching staff on January 31, 1994, and is entering his 45th season of coaching, including 15 years at the college level and two in the United States Football League. This is his 27th season as an NFL coach.

Since Mitchell's arrival in Pittsburgh in 1994, the Steelers' defensive front has helped the team lead the NFL in rush defense five times and finish in the top-10 in the league a total of 17 times. The team only allowed one 100-yard rusher for a stretch of 50 straight regular-season games from 2007-10, and in 2010, the defense allowed only 62.8 rushing yards per game. That figure is a team record and is the third-fewest average in a single season out of any NFL team since the 1970 NFL merger.

During the 2016 season, Mitchell's defensive line suffered a huge loss when defensive team captain Cameron Heyward suffered a pectoral injury Week 10 vs. Dallas, and he was lost for the remainder of the season. Heyward had led the team or tied for the team lead in sacks the previous two seasons (2014-15).

In Heyward's absence, Stephon Tuitt and rookie Javon Hargrave stepped up in a big way. Tuitt recorded 4.0 sacks in the team's final six regular-season games. Including the postseason, Hargrave totaled 3.0 sacks and one fumble recovery, which he recovered in the endzone for a touchdown Week 11 at Cleveland.

In 2015, the Steelers finished fifth in the league in rush defense, allowing 92.1 yards per game to opponents. Pittsburgh also tied for the second-fewest rushing first downs allowed (71) in the NFL and yielded six rushing touchdowns, the second fewest in the NFL on the season.

Heyward led the team in sacks for the second consecutive season, marking the first time since 2003-04 that a defensive lineman led the team or tied for the team lead in sacks two straight seasons. Tuitt finished second on the team with a career-high 6.5 sacks in 2015.

Heyward and Tuitt finishing first and second on the team in sacks marked the first time in team history since 1990 that two Steelers' defensive linemen finished first and second on the team in sacks.

Heyward set a career-high with 7.5 sacks in 2014, tying for the team lead, as he became the first defensive lineman since 2004 (Aaron Smith) to lead or tie for the team lead in sacks in a single season. He also led the team with 21 quarterback pressures.

The Steelers' defensive line guided the group to tops in the NFL in total defense and second in rush defense, giving up 90.6 rushing yards per game in 2012. Defensive end Brett Keisel led the team with a career-high 40 quarterback pressures. He also led the line with 58 tackles and had the second-most sacks (4.5) in a single season in his career.

MITCHELL'S

COACHING TIMELINE

1973-1976

University of Alabama
Defensive Line

1977-1982

University of Arkansas
Defensive Line

1983-1985

Birmingham Stallions
(USFL) Defensive Line

1986

Temple University
Defensive Ends

1987-1989

Louisiana State University
Linebackers

1990

Louisiana State University
Defensive Coordinator/
Linebackers

1991-1993

Cleveland Browns
Defensive Line

1994-2006

Pittsburgh Steelers
Defensive Line

2007-2017

Pittsburgh Steelers
**Assistant Head Coach/
Defensive Line**

Continued on next page

JOHN MITCHELL



John
MITCHELL

In 2011, the Steelers defense continued to dominate opposing offenses, only giving up 4.5 yards per play, 271.8 yards per game and 14.2 points per game, ranking first in the NFL in all three categories. Pittsburgh put on a defensive showcase in 2010 by leading the NFL in at least eight categories, including total sacks (48) and fewest points allowed (232). They became the first team in NFL history to hold their opponents to 75 or fewer rushing yards in each of their first eight games.

Strong play by Mitchell's line was a huge reason why the Steelers finished the 2008 regular season second overall in the NFL against the run. In 2009, Pittsburgh's defense ranked fifth in the NFL while leading the AFC and finishing one shy of the NFL lead with 47 sacks. Mitchell was instrumental in the development of five-time Pro Bowler Casey Hampton, who became the first Steelers defensive lineman to be named Steelers' MVP or Co-MVP since Hall of Famer Joe Greene in 1970.

A former All-American defensive end for Alabama, Mitchell was the first African-American to play for the University of Alabama. Mitchell's early years in coaching were spent studying under two of college football's greatest coaches, as he was the defensive line coach under Paul "Bear" Bryant at Alabama (1973-76) and the defensive line coach at Arkansas (1977-82) under Lou Holtz.

In 1983, Mitchell made his first move to the professional level. From 1983-85 he served as the defensive line coach for the USFL's Birmingham Stallions. He returned to the college ranks in 1986 as the defensive ends coach at Temple University. Mitchell was then hired by Louisiana State University in 1987. He spent four years at LSU, coaching linebackers (1987-90). In 1990, Mitchell also served as LSU's defensive coordinator, becoming the first African-American defensive coordinator in SEC history.

Mitchell joined the NFL ranks in 1991 with the Cleveland Browns, where he tutored two Pro Bowl defensive tackles, Michael Dean Perry and Rob Burnett. Mitchell accepted his current appointment following three seasons coaching the defensive line for the Browns.

A two-time All-American defensive end at Eastern Arizona Junior College from 1969-70, Mitchell then transferred to Alabama. A starter at defensive end from 1971-72, Mitchell earned All-America honors in 1972. He earned a bachelor's degree in social work in 1972, and in 2009 he was elected into the Alabama Sports Hall of Fame.

Born in Mobile, Ala., Mitchell and his wife, Joyce, live in Pittsburgh.



KEITH BUTLER *Defensive Coordinator*

Keith Butler is in his third season as the team's defensive coordinator, after being promoted to the position on January 13, 2015.

Butler had previously served as the team's linebackers coach for 12 seasons (2003-2014). He was originally hired by the Steelers on January 28, 2003, after serving the prior four seasons (1999-2002) as the linebackers' coach of the Cleveland Browns. Butler remained on the Steelers' staff following Mike Tomlin's hiring in January of 2007.

Butler and Tomlin previously worked together at Memphis in 1996, when Butler coached the linebackers, defensive ends and special teams units, and Tomlin served as the Tigers' defensive backs coach.

Since Butler arrived in Pittsburgh in 2003, he has been instrumental in the development of Steelers' linebackers. He was honored in 2008 when he was named NFL Linebacker Coach of the Year by *Pro Football Weekly*.

Pittsburgh won its final seven games of the 2016, thanks in large part to its defense. In the final seven weeks of the season, the Steelers defense recorded 25.0 sacks, which led the league during that span. Also during those final seven weeks, Pittsburgh's defense ranked in the top five in numerous categories, including fewest net yards allowed per game (293.6), fewest net passing yards allowed per game (197.0), and fewest points allowed per game (17.3).

In Butler's second season as defensive coordinator in 2016, three rookies, Artie Burns, Sean Davis and Javon Hargrave, all earned starting roles. It marked the first time in team history since 1971 that three defensive rookies all earned starting roles in a single season. Davis earned the Joe Greene Great Performance Award, given annual to the Steelers' top rookie.

In his first season as the Steelers' defensive coordinator in 2015, Pittsburgh's defense tied for the league lead with seven red zone takeaways. The Steelers' defense also finished in the top-10 in the league in numerous categories, including second in fewest rushing touchdowns allowed (6), third in sacks (48.0), fifth in fewest rushing yards allowed per game (91.2) and sixth in interceptions (17). Pittsburgh's 48.0 sacks and 17 interceptions were both the most the team registered in a single season-since 2010.

In Butler's final season coaching linebackers in 2014, the group was led by Lawrence Timmons, who was selected to his first Pro Bowl. Timmons led the Steelers with 132 tackles, which was good for second-most in the AFC.

Butler also was reunited with James Harrison in 2014. Harrison was signed early in the season due to a number of injuries to the linebacker group. During the 2016 season, Harrison became the Steelers' all-time leader in sacks.

In 2013, linebackers Timmons and Jason Worilds led a unit that lost two veterans, Larry Foote and LaMarr Woodley, to season-ending injuries early in the year. Timmons led the team with a career-high 155 tackles. Worilds led the team with a career-high 8.0 sacks.

Continued on next page

BUTLER'S

COACHING TIMELINE

1990-1994

University of Memphis
Linebackers

1995-1997

University of Memphis
Linebackers/Defensive Ends
& Special Teams

1998

Arkansas State University
Defensive Coordinator
& Linebackers

1999-2002

Cleveland Browns
Linebackers

2003-2014

Pittsburgh Steelers
Linebackers

2015-2017

Pittsburgh Steelers
Defensive Coordinator

KEITH BUTLER



Butler's linebackers helped Pittsburgh's defense secure the NFL's number-one ranking in 2012. Five different linebackers each recorded four or more sacks in 2012 for the first time in team history, since sacks became an official statistic in 1982. Timmons had a memorable 2012 campaign, as he became the first Steeler to lead the team or tie for the team high in tackles, interceptions and sacks since Joey Porter in 2002.

Butler's guidance helped Harrison become one of the league's most elite performers. Harrison, the 2008 NFL Defensive Player of the Year, earned two straight team MVP awards (2007-08), recorded the longest interception return in Super Bowl history (100 yards for a touchdown in Super Bowl XLIII), and he earned five straight Pro Bowl Selections (2007-11). Harrison still holds the team record for sacks in a season, a career-high 16.0 in 2008.

Butler's coaching also guided Woodley, who owns an NFL record for posting 2.0 sacks in each of his first four postseason games. Besides Harrison, Woodley is the only player in team history to record at least 10.0 sacks in three straight seasons (2008-10). The two teamed up to produce the most sacks in a single-season by a duo (27.5) in 2008.

Prior to joining the Browns' staff, Butler spent nine years coaching in the college ranks, beginning at his alma mater, Memphis, where he coached linebackers from 1990-97, and also coached defensive ends and special teams (1995-97). He then served as defensive coordinator and linebackers coach at Arkansas State in 1998.

Butler was selected by the Seattle Seahawks in the second round of the 1978 NFL Draft and played linebacker for 10 seasons (1978-87), all with Seattle. He started 132-of-146 games in his career, and still ranks second on the club's all-time tackles list with 813.

A three-year starter at inside linebacker for Memphis, Butler led the team in tackles his junior and senior seasons. He finished his collegiate career with 384 tackles and seven interceptions. He was named a 1977 Associated Press All-American and played in the 1977 Senior Bowl and Blue-Gray All-Star Game. Butler was born in Anniston, Ala. He and his wife Janet have three sons, Blake, Brandon and Brett.



TODD HALEY *Offensive Coordinator*

Todd Haley is in his sixth season as the Steelers' offensive coordinator, after being hired on February 7, 2012. Haley is in his 23rd season in the NFL and his 21st as a coach.

Pittsburgh made it to the AFC Championship Game in 2016 with an offense that had five players selected to the Pro Bowl, with three of those players earning AP All-Pro honors.

Running back Le'Veon Bell was named a Pro Bowler, he was named Steelers' MVP and he was also named a second-team AP All-Pro. Bell led the NFL in scrimmage yards per game (157.0), and he became the fastest player in NFL history to reach 3,000 rushing yards and 1,500 receiving yards in his career (38 games). He also set the team's single-game record for most rushing yards in the regular season (236, Week 14 at Buffalo) and in the postseason (170, AFC Divisional Playoff at Kansas City).

Quarterback Ben Roethlisberger and wide receiver Antonio Brown also earned Pro Bowl honors. Roethlisberger continued to move up the passing charts in NFL history, and Brown set numerous NFL records, including one for the most receptions in a player's first 100 career regular-season games (622). Brown, a first-team AP All-Pro selection, also became the first player in NFL history to lead his conference in receptions in four straight seasons (2013-16).

In 2016, guard David DeCastro (second-team AP All-Pro) and center Maurkice Pouncey earned Pro Bowl honors as they helped anchor an offensive line that allowed just 17 sacks on Roethlisberger, the fewest sacks he has ever taken in a single-season in his career.

The Steelers suffered numerous injuries on offense in 2015. Center Maurkice Pouncey and running back Le'Veon Bell each suffered season-ending injuries, and quarterback Ben Roethlisberger did not start five games due to injury. Despite not having these Pro Bowl players, Pittsburgh's offense got significant contributions from all players, as the group managed to rank in the top-five in numerous categories.

In 2015, Roethlisberger led the league in passing yards per game (328.2), and he set the team's single-season record by completing 68.0% of his passes. Wide receiver Antonio Brown set new single-season team records by recording 136 receptions for 1,834 yards. Running back DeAngelo Williams, in his first season as a Steeler, tied for the league lead with 11 rushing touchdowns, and he totaled 1,274 scrimmage yards.

The Steelers' offense had a record-setting season in 2014, establishing new franchise single-season records in points (436), total net yards (6,577), passing yards per game (301.6), total first downs (379) and individual 100-yard receiving games (12). The Steelers scored 30 points seven times on the season to tie a franchise record for most 30-point games in a single season (1975 and 1979).

In 2014, the Steelers became the first NFL team since the 1976 Baltimore Colts to have three different players finish in the top-two in passing yards, receiving yards and scrimmage yards in a single-season.

Roethlisberger threw for a team record 4,952 yards, which was also tied for the most in the NFL (Drew Brees, New Orleans). He also set the single-season team record with 408 completions. Brown set a single-season Steelers' record with 13 receiving touchdowns. Bell set the single-season team record for yards from scrimmage (2,215), receptions by a running back (83), receiving yards for a running back (854) and total first downs (114).

Continued on next page

HALEY'S

COACHING TIMELINE

1995-1996

New York Jets
Scouting Department
Assistant

1997-2000

New York Jets
Wide Receivers/
Offensive Assistant

2001-2003

Chicago Bears
Wide Receivers

2004-2005

Dallas Cowboys
Wide Receivers

2006

Dallas Cowboys
Passing Game Coordinator/
Wide Receivers

2007-2008

Arizona Cardinals
Offensive Coordinator

2009-2011

Kansas City Chiefs
Head Coach

2012-2017

Pittsburgh Steelers
Offensive Coordinator

TODD HALEY



Todd
HALEY

Prior to joining the Steelers, Haley was the head coach of the Kansas City Chiefs for the majority of three seasons (2009-11). In his second season as the Chiefs' head coach, 2010, the team completed the greatest single-season turnaround in franchise history, and reached the postseason for the first time since 2006. Also in 2010, the Chiefs led the NFL in rushing yards per game (164.2). Following the club's highest win total since 2005, Haley was named the 101 AFC Coach of the Year voted on by national media members and was also awarded NFL Alumni Coach of the Year.

Before becoming head coach of the Chiefs, he served as the Arizona Cardinals' offensive coordinator for two seasons (2007-08). During his tenure with the Cardinals, the team won the club's first division title since 1975 and played in Super Bowl XLIII. Under Haley's guidance, Arizona's offense was one of the league's most explosive units. In 2008, Arizona tied for third in the league with a franchise-record 427 points, finished fourth in total offense, averaging 365.8 yards per game and finished second in the league in passing offense. The Cardinals also became just the fifth team in NFL history to have three wide receivers eclipse 1,000 yards in the same season.

From 1999 to 2006, Haley spent time as wide receivers coach for the Dallas Cowboys, Chicago Bears and New York Jets, helping each team earn a playoff berth. Haley began his NFL career as an assistant in the Jets scouting department in 1995, where he scouted regionally and assisted in player evaluations.

Haley earned a degree in communications from the University of North Florida in 1991. In February of 2010, Haley received the Distinguished Alumni Achievement Award, the highest award given by the University of North Florida Alumni Association, recognizing those who have made a significant contribution to their profession, community and society. He was a member of the golf squads at the University of Florida and the University of Miami, and participated in the NCAA golf tournament during his time with the Gators.

Haley is the son of Dick Haley, former Director of Player Personnel for the Pittsburgh Steelers (1971-91). As a youth, Haley was a ball boy for the Steelers and attended Steelers training camps with his father. Alongside his father, Haley would watch the Steelers' game and practice film.

Haley was born in Atlanta, Ga., but attended Upper St. Clair High School in Pittsburgh, Pa. He and his wife, Chrissy, have four daughters, Taylor, Peyton, Kady and Ella, and one son, Richard Todd, Jr.



SMITH'S

COACHING TIMELINE

1976

Edinboro State
Graduate Assistant

1977-1978

Pittsburgh Central
Catholic High School
Defensive Backs

1979

Clemson University
Graduate Assistant

1980-1983

The College of William &
Mary Assistant

1984-1986

The Citadel, The Military
College of South Carolina
Assistant

1987-1994

Georgia Institute of
Technology (Georgia Tech)
Running Backs/Wide
Receivers/Defensive Backs

1995-1998

Philadelphia Eagles
Defensive Backs/
Special Teams

1999-2000

Detroit Lions
Tight Ends

2001-2003

Buffalo Bills
Special Teams Coordinator

2004-2012

Washington Redskins
Special Teams Coordinator

2013-2017

Pittsburgh Steelers
Special Teams Coordinator**DANNY SMITH** *Special Teams Coordinator*

Danny Smith is in his fifth season with the Steelers as the special teams coordinator. Smith was hired on January 31, 2013.

In 2016, kicker Chris Boswell tied the franchise's regular-season record for the most field goals made in a single game with six (12/18 at Cincinnati). Also in that contest, he set the franchise record for most field goals made from 40 yards or longer in a single game (5). Since 1960, his five made field goals from 40 yards or longer are tied for the most in a single game in NFL history (Mason Crosby, 11/22/15).

Boswell also set the NFL and Steelers' record for most field goals made in a single postseason game (6) at Kansas City in the AFC Divisional Playoff. At the end of the 2016 postseason, Boswell was a perfect 15-of-15 in his playoff career. He became the first player in NFL postseason history to convert each of his first 15 field goal attempts.

Second-year punter Jordan Berry set the team's single regular-season record for highest net punting average (40.2), and he became the seventh Steeler in team history to land 50 punts inside the opponent's 20-yard line in their career, in 2016.

In 2015, the Steelers lost kicker Shaun Suisham for the season in the team's first preseason contest due to a knee injury. Pittsburgh then went through two other kickers (Garrett Hartley and Josh Scobee) before signing Boswell prior to the team's Week 5 game.

Though Boswell had never kicked in an NFL game, he made 29 field goals and 26 PATs for a total of 113 points in just 12 games. He set rookie/first-year single-season team records in field goals made (29), points (113) and field goal percentage (90.6). Boswell's 29 made field goals tied for fifth on the team's single-season field goals made chart.

Berry set the Steelers' single-season record (since 1976) for the highest percentage of punts downed inside the 20-yard line (47.5) in 2015. That percentage also placed him third in the NFL.

In 2014, Smith got solid efforts from Suisham and punter Brad Wing. Suisham made 29-of-32 field goal attempts and all 45 of his PATs for a total of 132 points, good for fourth in the AFC. Wing averaged 43.7 yards per punt in his debut NFL season in 2014. His gross punting average was the fifth-highest total in team history for a rookie or first-year player in a single season.

In the Steelers' Week 17 showdown with the Cincinnati Bengals, the AFC North Championship was on the line. Smith's punt return units cleared the way for Antonio Brown to return a punt 71 yards for a touchdown. It marked the second straight season Brown returned a punt for a touchdown against Cincinnati.

In his first season as the Steelers' special teams coordinator in 2013, Suisham had a career year, connecting on 30-of-32 field goals, which are a career high and are tied for the third-most field goals made in a single season in Steelers history. His 93.8 field goal percentage (minimum 15 attempts) also set a new single-season team record.

In addition to being selected to the Pro Bowl as a wide receiver in 2013, Brown was also selected as a return specialist. He recorded a 67-yard punt return for a touchdown in Week 15 versus Cincinnati, which was one of his five returns of 40 or more yards on the season.

Continued on next page

DANNY SMITH



Danny
SMITH

Prior to joining Pittsburgh, Smith served as the Washington Redskins' special teams coordinator from 2004-2012. He helped establish Washington's special teams as one of the top coverage and return units in the NFL.

In 2011, Smith's special teams units ranked first in the NFC in kickoff return average allowed (20.8 yards) for the second consecutive season. Also in 2011, Smith guided Graham Gano to a career season. Gano finished the season with a career-high 31 field goals made. In Week 9, Gano set a team record for the longest field goal, when he connected on a 59-yarder.

The Redskins finished first in the NFC in kickoff return average allowing 19.0 yards per return, and second in the NFC in opponent's average starting position on kickoffs (23.7-yard line) in 2010.

Smith's teams also produced two of the biggest plays of the 2009 Redskins' season. Hunter Smith had an eight-yard touchdown run on a fake field goal in Week 1, and he threw a 35-yard touchdown in Week 10. In doing so, Smith became the first specialist in NFL history to rush for a touchdown and throw a touchdown in the same season.

Smith's units ranked among the best in the NFL in 2006, finishing fourth in the NFL in kickoff coverage and eighth in the NFL in punt coverage. The season was filled with numerous special teams splash plays, including one kickoff return for a touchdown, one punt return for a touchdown, two blocked punts and one blocked field goal.

Prior to joining the Redskins, Smith was the special teams coordinator for the Buffalo Bills (2001-03), coached tight ends for the Detroit Lions (1999-2000), and he split duties as the defensive backs and special teams coach for the Philadelphia Eagles (1995-98).

Smith spent eight years (1987-94) as an assistant coach for Georgia Tech, where he coached running backs, wide receivers and defensive backs. He was on the staff for the Yellow Jackets' 1990 team that was named co-NCAA National Champions.

Smith played defensive back for Edinboro State College from 1972-1976, and he was elected to the Edinboro University Athletics Hall of Fame in 2007. His first collegiate coaching position came as a graduate assistant at his alma mater in 1976. Smith also was an assistant coach at Clemson University (1979), The College of William & Mary (1980-83) and The Citadel, the Military College of South Carolina (1984-86).

Born and raised in Pittsburgh, Smith attended Pittsburgh Central Catholic High School. He coached at Central Catholic (1977-78), helping tutor future Pro Football Hall of Fame quarterback Dan Marino. Smith is married to Elaine, of Ambridge, Pa. They have three children, Erin, Courtney and Jason.



JAMES DANIEL *Tight Ends Coach*

James Daniel is in his 14th season coaching tight ends for the Steelers. Daniel, who was hired on January 24, 2004, remained with the team following Mike Tomlin's hiring in January of 2007.

The 2016 season marked Daniel's first time coaching the tight ends group without Steelers' great, Heath Miller, since Daniel's first season with Pittsburgh in 2004. Ladarius Green, Xavier Grimble, Jesse James and David Johnson all combined for six receiving touchdowns, but it was in the run game where the group excelled. The tight end unit's blocking helped pave the way for the Steelers' offense to rush for 1,760 yards, including 1,268 from Le'Veon Bell.

Under Daniel's guidance, Miller became one of the top pass catchers in franchise history. Miller, who retired on February 19, 2016, left the Steelers as the team's all-time leader in receptions (592), receiving yards (6,569) and receiving touchdowns (45) by a tight end.

Overall, Miller ranks third in career receptions, fourth in receiving yards, fifth in receiving touchdowns and sixth in scrimmage yards (6,577) in Steelers' annals. Miller is one of 15 tight ends in NFL history to reach 6,000 career receiving yards during the regular season.

In 2015, Miller recorded 500 receiving yards for the ninth straight season to become just the second player in team history to accomplish that feat (Hines Ward). Also in 2015, he became just the second player in team history (Ward) to record at least one reception in 100 straight regular-season games played (Miller, 103).

Miller became the first tight end to ever be selected as team MVP in 2012, the same season he earned his second Pro Bowl selection. Miller earned his first Pro Bowl selection in 2009, the same season he set the team's single-season record for receptions by a tight end (76).

In 2007, Daniel groomed a young group of tight ends that finished the season with 11 receiving touchdowns, which are the most combined receiving touchdowns of any Steelers' tight end corps in team history.

During his tenure with the Atlanta Falcons (1997-2003), Daniel was instrumental in the development of Pro Bowler Alge Crumpler. Daniel began his NFL coaching career as the tight ends coach of the New York Giants from 1993-96. However, Daniel's first experience in the NFL came through the NFL's Fellowship Program in 1988 with the New Orleans Saints, and in 1992 with the Denver Broncos, who were led by Head Coach Dan Reeves. Daniel served under Reeves for his first 11 years in the NFL.

He began his coaching career in the college ranks as the offensive line coach at Auburn University (1981-92) for Head Coach Pat Dye. During Daniel's 12 years at Auburn, the Tigers appeared in nine postseason bowl games, four of his linemen earned All-America honors and several were selected All-SEC.

Prior to Auburn, Daniel coached for seven years at Enterprise High School (Enterprise, Ala.) from 1974-80. During his tenure, 11 of his offensive linemen earned college scholarships.

A native of Wetumpka, Ala., Daniel was a three-year starter (offensive guard) and four-year letter winner at Alabama State University from 1970-73. Daniel is married to Myrtis.

DANIEL'S

COACHING TIMELINE

1974-1980
Enterprise High School
(Enterprise, Ala.)
Offensive Line

1981-1992
Auburn University
Offensive Line

1993-1996
New York Giants
Tight Ends

1997-99, 2001-03
Atlanta Falcons
Tight Ends

2000
Atlanta Falcons
Offensive Line

2004-2017
Pittsburgh Steelers
Tight Ends



RANDY FICHTNER *Quarterbacks Coach*

Randy Fichtner is in his eighth season coaching the Steelers' quarterbacks, after spending three seasons as the team's wide receivers coach. Fichtner was hired by Head Coach Mike Tomlin on January 29, 2007.

In Fichtner's seven seasons (2010-16) as the team's quarterbacks coach, Ben Roethlisberger has totaled some very impressive numbers. Over that span, he has thrown for 27,512 yards with 174 touchdowns for a passer rating of 95.7, all of which rank in the top-10 in the NFL. Roethlisberger has also been selected to the Pro Bowl four times during that span, and he has earned Pro Bowl honors in each of the past three seasons (2014-16).

Roethlisberger led the Steelers to a 12-5 record (postseason included) in 2016, as the team made it all the way to the AFC Championship Game. He continued to move his way up the passing charts in NFL history, as he became one of 10 quarterbacks in NFL history to reach 300 career passing touchdowns during the regular season. Roethlisberger also appeared in his 20th career postseason game, the most playoff game appearances in Steelers' history.

Despite missing four games due to a knee injury in 2015, Roethlisberger led the NFL in passing yards per game (328.2), and he set a single-season team record by completing 68.0% of his passes. On December 20, 2015, Roethlisberger completed 40 passes against Denver at Heinz Field to become the first quarterback in NFL history to have two 40-completion games in a career. In Roethlisberger's absence, Fichtner had to prepared quarterbacks Mike Vick and Landry Jones, who helped lead the team to a 3-2 record in the five games Roethlisberger did not start.

Roethlisberger had a season for the ages in 2014, as he set numerous single-season team records, including attempts (608), completions (408), passing yards (4,952) and 300-yard games (9). Roethlisberger also tied his single-season record with 32 touchdown passes (2007) and finished tied for the NFL lead (Drew Brees, New Orleans) in passing yards.

In a Week 8 game vs. Indianapolis in 2014, Roethlisberger set the single-game team record in completions (40), passing yards (522) and passing touchdowns (6). With his 522-yard performance, he became the first quarterback in NFL history to throw for at least 500 yards in multiple games in a career. The following week, Roethlisberger threw six more touchdowns vs. the Baltimore Ravens to give him an NFL record 12 touchdown passes in a two-game span.

In Fichtner's final year as wide receivers coach in 2009, the Steelers had two 1,000-yard receivers (Hines Ward and Santonio Holmes). In 2008, Holmes was named MVP of Super Bowl XLIII, after he caught nine passes for 131 yards, including the game-winning touchdown reception with 35 seconds remaining in the fourth quarter.

Fichtner, who instituted the spread offense at Memphis, was an integral part of the Tiger football team for six years. He was hired in 2001 to serve as the offensive coordinator and quarterbacks coach, and his offense re-wrote the Memphis record book for six seasons. During his tenure, he recruited and coached running back DeAngelo Williams, who etched his name in the Memphis Tigers and NCAA record books. The two were reunited when Williams suited up for the Steelers (2015-16).

FICHTNER'S

COACHING TIMELINE

1984-1985

Purdue University
Student Assistant

1986-1987

University of Michigan
Graduate Assistant

1988

University of
Southern California
Volunteer Coach

1989

University of Nevada,
Las Vegas (UNLV)
Tight Ends

1990-1993

University of Memphis
Wide Receivers/Quarterbacks

1994-1996

Purdue University
Wide Receivers/
Recruiting Coordinator

1997-2000

Arkansas State University
Offensive Coordinator/
Quarterbacks

2001-2006

University of Memphis
Offensive Coordinator/
Quarterbacks

2007-2009

Pittsburgh Steelers
Wide Receivers

2010-2017

**Pittsburgh Steelers
Quarterbacks**

Fichtner spent four years (1997-2000) at Arkansas State University. Prior to joining the staff at Arkansas State, Fichtner spent three years at his alma mater, Purdue University. His original stint with Memphis came from 1990-94, when he coached wide receivers and quarterbacks. During his tenure, Fichtner worked with future NFL All-Pro Isaac Bruce.

Fichtner worked as a student assistant and graduate assistant at Purdue (1985-86) and at the University of Michigan (1986-87), before serving as a volunteer coach at the University of Southern California in 1988. He landed his first full-time position in 1989 as the tight ends coach at UNLV, and worked for the Rebels for one season before going to Memphis.

A native of Cleveland, Ohio, Fichtner was a standout football player at Meadville Area Senior High School in Meadville, Pa. He played defensive back at Purdue and graduated in 1985 with a bachelor's degree in health promotion.

His father, Ross, played safety for the Cleveland Browns (1960-67) and the New Orleans Saints (1968). Ross saw action in 106 career games, and he recorded 27 interceptions for 581 yards, three of which were returned for touchdowns. Ross was named second-team All-NFL in 1966 and was a member of the 1964 Browns NFL Championship team.

Fichtner is married to the former Jennifer Parker of Covington, Tenn., and the couple has three children, a son, Nathaniel Ross, and two daughters, Shelby Brooke and Kirby Lynn.



CARNELL LAKE *Defensive Backs Coach*

Carnell Lake is in his seventh season as the Steelers' defensive backs coach. He was hired by the Steelers on March 7, 2011.

The Steelers ended the 2016 regular season on a seven-game winning streak, featuring significant contributions from the defensive backs. During that span, the Steelers allowed the second-fewest net passing yards per game (197.0) and third-fewest yards per completion (9.87) in the NFL.

Under Lake's guidance, two rookie defensive backs earned starting roles in 2016, Artie Burns and Sean Davis. Burns tied for the team lead with three interceptions. He also became the ninth rookie in team history (since the 1970 merger) to record at least three interceptions in his debut season. Davis totaled 69 tackles, 1.5 sacks and one interception in 2016, as he earned the Joe Greene Great Performance Award, given annually to the Steelers' top rookie.

In 2015, the Steelers' secondary totaled 12 interceptions, two of which were returned for touchdowns. The 12 interceptions by the defensive backs were the most in a single-season by Pittsburgh since 2010. Four defensive backs recorded at least two interceptions, with safety Mike Mitchell leading the group with three.

Cornerback William Gay recorded his fifth career pick-six in 2015, which is tied for the most interceptions returned for touchdowns in Steelers' history. Gay returned an interception 23 yards for a touchdown at Cincinnati on December 13, 2015, which marked his fifth consecutive interception returned for a score, establishing an NFL record.

Lake's coaching throughout the 2014 season guided many young players in the secondary, including cornerbacks Brice McCain and Antwon Blake. McCain recorded three interceptions, one of which was returned for a touchdown to seal a Week 5 victory at Jacksonville. Blake saw action in all 16 games, where he recorded one interception, one forced fumble and one fumble recovery.

The secondary also got a boost from Gay. He set a single-season career-high with three interceptions, all three of which were returned for touchdowns. Gay's three pick-sixes on the season set a franchise record for a single season, and was tops in the NFL for 2014.

In each of Lake's first three seasons as defensive backs coach, the Steelers finished in the top-10 in pass defense, marking the first time since 1999-2001 that the Steelers finished in the top-10 in pass defense three straight years.

The Steelers' secondary finished top-10 in the league in 2013 in numerous categories, including completion percentage allowed (fifth, 57.8), fewest passing first downs allowed (fifth, 174) and fewest pass plays of 25+ yards allowed (tied-eighth, 25).

Safety Troy Polamalu guided the veteran group in 2013, and earned his eighth Pro Bowl selection for his efforts. Polamalu set a single-season career-high with five forced fumbles. He returned one interception for a touchdown to become just the fifth player in team history to record five career defensive touchdowns. He was named AFC Defensive Player of the Week for his Week 12 performance at Cleveland.

LAKE'S

COACHING TIMELINE

2009

Philadelphia Eagles
Training Camp Volunteer

2009

University of California,
Los Angeles (UCLA)
Defensive Backs

2010

Green Bay Packers
Coaching Intern

2011-2017

Pittsburgh Steelers
Defensive Backs

In 2012, the Steelers' secondary led a defense that finished first in the NFL in pass defense for the second straight season, allowing 185.2 passing yards per game. The Steelers' secondary was part of a defense that also allowed the fewest yards per pass attempt (6.04), the fewest pass plays of 25+ yards (19) and the second-fewest yards allowed after the catch (1,376).

In Lake's first season in 2011, he coached the Steelers' secondary that held 10 teams to 170 net passing yards or less during the regular season. Pittsburgh only gave up 21 pass plays of 25+ yards in 2011, which tied for the fewest allowed in the NFL.

Lake played safety and cornerback for the Steelers (1989-98), the Jacksonville Jaguars (1999-00) and the Baltimore Ravens (2001). Following his retirement from football after the 2001 season, Lake worked in a private business before starting his career in coaching with the Philadelphia Eagles during their 2009 training camp and as an intern with the Green Bay Packers in 2010.

Lake was selected by the Steelers in the second round (34th overall) of the 1989 NFL Draft and won the Joe Greene Great Performance Award, given annually to the Steelers' top rookie. Lake went on to earn five Pro Bowl trips (four with the Steelers and one with the Jacksonville Jaguars). He finished his Steelers' career with 15 fumble recoveries and 16 interceptions. In 1997 Lake was named AFC Defensive Player of the Year, and was later named to the NFL 1990s All-Decade Team.

A three-year starter for the Bruins at outside linebacker, Lake was a first-team All-America selection as a senior (1988) as well as earning the National Football Foundation Hall of Fame Scholar Athlete Award. He was inducted into the UCLA Athletics Hall of Fame in 2000. Lake finished his college career with 45.5 tackles for loss and 25.5 sacks.

Born in Salt Lake City, Utah, Lake moved to California and attended Culver City High School (Culver City, Calif.). He and his wife, Monica, have three children, Siena, Quentin and Austin.



RICHARD MANN *Wide Receivers Coach*

Richard Mann is in his fifth season as the Steelers' wide receivers coach, after being hired on February 13, 2013. Mann is entering his 33rd season as an assistant coach in the NFL.

In 2016, wide receiver Antonio Brown continued his dominance, as he set numerous NFL records including the most receptions in a player's first 100 career regular-season games (622) and the most receptions in NFL history by a player in any four-year span (481). He led the AFC in receptions to become the first player in NFL history to lead their conference in receptions in four straight seasons (2013-16). Brown also led the AFC with 12 receiving touchdowns.

Due to injuries to Sammie Coates and Darrius Heyward-Bey, the young wide receivers in the group got significant playing time in 2016. Many of these players had no prior NFL experience, but collectively, Eli Rogers, Cobi Hamilton and Demarcus Ayers combined for 71 receptions for 881 yards with six touchdowns during the regular season.

Brown broke his own franchise single-season records by recording 136 receptions for 1,834 yards in 2015. His 136 receptions tied for the NFL lead, and his 1,834 receiving yards were the second-most in the NFL. Brown also set a single-season franchise record by recording nine 100-yard games. On November 8, 2015, against the Oakland Raiders, he set single-game team records in receptions (17), receiving yards (284) and scrimmage yards (306). Brown was named first-team All-Pro by the Associated Press and *The Sporting News*, and he earned his fourth Pro Bowl selection in 2015.

Wide receiver Markus Wheaton finished seventh in the NFL by averaging 17.0 yards per reception in 2015. Second-year wide receiver Martavis Bryant recorded six receiving touchdowns in 2015 to give him a total of 14 receiving touchdowns in his career, which are the fourth-most in Steelers' history by a player in their first two seasons with the team.

In 2014, Mann's receiving corps totaled 12 individual 100-yard games, setting a new single-season team record. Brown set the single-season team record with 13 receiving touchdowns, and he averaged 106.1 receiving yards per game to become the first receiver in team history to average more than 100.0 yards per game throughout a single season in 2014.

As a rookie, Bryant recorded eight receiving touchdowns in 2014. He became one of four players in NFL history to record seven or more touchdowns in their first seven games. Bryant also recorded a 94-yard touchdown reception, the second-longest pass play in team history. He was honored with the Joe Greene Great Performance Award, given annually to the team's top rookie.

In Mann's first season as wide receivers coach in 2013, Brown was named Steelers' MVP, and veteran wide receiver Jericho Cotchery led the team with 10 receiving touchdowns.

Prior to joining Pittsburgh, Mann had been assisting and consulting players as they prepare for the NFL Draft as well as coaching in All-Star games. He coached wide receivers for the Tampa Bay Buccaneers from 2002-09, and also served as assistant head coach in his final year in 2009. From 2002-08, the Buccaneers had at least one 1,000-yard receiver in each season, which is the longest streak in franchise history.

MANN'S

COACHING TIMELINE

1970-1973

Aliquippa High School
(Aliquippa, Pa.)
Wide Receivers

1974-1979

Arizona State University
Wide Receivers

1980-1981

University of Louisville
Wide Receivers

1982-1984

Baltimore/Indianapolis Colts
Wide Receivers

1985

Cleveland Browns
Wide Receivers/Tight Ends

1986-1993

Cleveland Browns
Wide Receivers

1994

New York Jets
Wide Receivers

1995

New York Jets
Wide Receivers/Tight Ends

1996

New York Jets
Wide Receivers

1997-1998

Baltimore Ravens
Wide Receivers

1999-2000

Kansas City Chiefs
Wide Receivers

2001

Washington Redskins
Wide Receivers

2002-2008

Tampa Bay Buccaneers
Wide Receivers

2009

Tampa Bay Buccaneers
Assistant Head Coach/
Wide Receivers

2013-2017

Pittsburgh Steelers
Wide Receivers

One of those receivers was Antonio Bryant. In 2008, Bryant led the team in receptions, receiving yards and receiving touchdowns. For his efforts, he was named Comeback Player of the Year by *The Sporting News*.

From 2005-07, Joey Galloway had three consecutive 1,000-yard seasons, to become the first player in Buccaneers' history to accomplish the feat. Galloway recorded a career-high 1,287 receiving yards in 2005. During that year, he surpassed the 1,000-yard mark in 11 games, which is the fastest in franchise history.

In 2003, Mann's receiving corps guided the Buccaneers' offense to finish top-10 in the NFL for only the second time in team history, and Keenan McCardell earned a trip to the Pro Bowl. In 2002, Buccaneers' wide receivers totaled 184 receptions for 2,281 yards with 16 receiving touchdowns, as the group helped guide the team to its first and only Super Bowl (XXXVII) victory over the Oakland Raiders.

Prior to joining the Buccaneers, Mann served as the wide receivers coach for the Washington Redskins (2001), the Kansas City Chiefs (1999-2000) and the Baltimore Ravens (1997-98). He also was an assistant with the New York Jets (1994-96) where he coached the wide receivers (1994, 1996) and both the tight ends and wide receivers (1995). While with the Jets, Mann coached Rob Moore, who earned a trip to the Pro Bowl in 1994. Moore is currently the wide receivers coach for the Oakland Raiders.

From 1985-93, Mann served as an assistant coach for the Cleveland Browns. In his first season with the Browns, he coached both the tight ends and wide receivers, and then coached the wide receivers the remainder of his time with Cleveland. During his tenure, Mann coached Hall of Famer Ozzie Newsome and Pro Bowler Webster Slaughter. He got his first NFL coaching job with the Baltimore/Indianapolis Colts (1982-84), coaching wide receivers.

Prior to joining the NFL ranks, Mann served as an assistant at the University of Louisville (1980-81) and at his alma mater, Arizona State University (1974-79). He was a three-year starter for the Sun Devils from 1966-68.

Mann is a native of Aliquippa, Pa. He attended Aliquippa High School and was part of the team's 1964 WPIAL Championship team. Mann coached at Aliquippa from 1970-1973, starting out at the junior high level and then working his way to the high school level, where he coached wide receivers. Mann is a member of the Aliquippa and the Beaver County (Pa.) Halls of Fame. He and his wife, Karen, have four children, daughters Deven and Brittany, and sons Richard II and Mario. Richard II is currently a pro scout for the Washington Redskins.



MIKE MUNCHAK *Offensive Line Coach*

Mike Munchak is in his fourth season as the offensive line coach for the Steelers, after being hired on January 23, 2014.

Munchak is entering his 36th season in the NFL, having spent 32 of those years as a player, and later as a coach, with the Tennessee Titans/Houston Oilers organization. Munchak served as the head coach of the Tennessee Titans from 2011-2013.

On August 4, 2001, Munchak was recognized for his outstanding playing career when he was inducted into the Pro Football Hall of Fame.

In 2016, the Steelers' offensive line helped pave the way for RB Le'Veon Bell to have one of his best seasons on record. Bell, who was named a Pro Bowler, a second-team AP All-Pro and Steelers' MVP, led the NFL in scrimmage yards per game (157.0). He also set the team's single-game record for most rushing yards in the regular season (236, Week 14 at Buffalo) and in the postseason (170, AFC Divisional Playoff at Kansas City).

Two offensive linemen, David DeCastro and Maurkice Pouncey, were recognized for their outstanding play during the 2016 season. DeCastro and Pouncey each earned Pro Bowl honors. DeCastro was also named a second-team AP All-Pro.

Collectively, the offensive line allowed just 17 sacks on QB Ben Roethlisberger, the fewest sacks he has ever taken in a single-season in his career.

Munchak's group started in the face of adversity in 2015, as the unit lost Pouncey to a season-ending leg injury during the preseason, and the group lost tackle/guard Kelvin Beachum to a season-ending knee injury in Week 6. With the "Next man up" approach, center Cody Wallace and offensive tackle Alejandro Villanueva each stepped into the starting lineup and remained there for the entire regular season and postseason.

In 2015, the offensive line helped block for an offense that finished tied for first in the NFL in yards per play (6.3), third in the league in net yards per game (395.4) and net passing yards per game (287.7), tied for fourth in the NFL in points per game (26.4) and fifth in the league in plays of at least 20 yards (76).

In Munchak's first season as the Steelers' offensive line coach in 2014, the line helped block for an offense that set numerous single-season team records and led the NFL in multiple categories.

In 2014, the team set single-season records in points (436), total net yards (6,577), passing yards per game (301.6) and total first downs (379). Pittsburgh's offense also finished first in the NFL in time of possession (32:24), yards per first-down play (6.42) and tied for first (Green Bay) in the NFL in yards per play (6.2). The Steelers also scored 30 points seven times on the season to tie a franchise record for most 30-point games in a single season (1975 and 1979).

In his three seasons as the head coach of the Titans, Munchak compiled a 22-26 record (.458). He posted 15 wins in his first two seasons as the Titans' head coach, which were the third-most wins by a coach in his first two full seasons with the team. Munchak's first season as head coach in 2011 saw the Titans finish with a 9-7 record, which was the team's first winning season since 2008 and made him one of only two rookie head coaches (Jim Harbaugh, San Francisco 49ers) to post a winning record in 2011.

MUNCHAK'S

COACHING TIMELINE

1994-1996

Houston Oilers
Offensive Assistant/Quality Control

1997-2010

Houston Oilers/Tennessee Oilers/Tennessee Titans
Offensive Line

2011-2013

Tennessee Titans
Head Coach

2014-2017

Pittsburgh Steelers
Offensive Line

Prior to taking over as head coach, Munchak spent 14 years (1997-2010) as Tennessee's offensive line coach. During his tenure, four of his offensive linemen totaled 10 Pro Bowl invitations and led the way for five different running backs to total an NFL-high 12 1,000-yard rushing seasons. The Titans ranked seventh in the league in rushing yards (124.5 yards per game) and finished in the top 10 in rushing seven times from 1997-2010. From 1997-2013, the Titans are the only team to produce 16 1,000-yard rushers.

In 2009, Munchak's offensive line group helped pave the way for a 2,000-yard rushing season by Chris Johnson. Johnson became only the sixth player in NFL history to reach that mark and was named the Offensive Player of the Year.


In Munchak's 14 seasons as offensive line coach, only twice did the team start the same five linemen from one season to the next. However, the Titans allowed the second-fewest sacks (28.3 per season) in the NFL from 1997-2010. In 2003, the offensive line provided protection for QB Steve McNair to garner NFL co-MVP honors.

Munchak began his coaching career with the Oilers as an offensive assistant in 1994, before officially becoming an offensive quality control coach for the 1995-96 seasons. Then Titans head coach Jeff Fisher promoted Munchak to offensive line coach prior to the start of the 1997 season, where he remained until he took over as the Titans' head coach in 2011.

The Oilers selected Munchak with the eighth pick in the 1982 NFL Draft, making him the first offensive lineman chosen that year. Munchak played guard for Houston for 12 seasons from 1982-93 and started 156 regular season games (seventh-most in franchise history) and 10 postseason contests. Munchak was selected to nine Pro Bowls (1984-85, '87-'93) during his career and was named to the NFL's 1980s "All-Decade" team. The team retired Munchak's number 63 jersey in 1996 and he was inducted into the Titans/Oilers Hall of Fame in 1999.

Munchak played his collegiate football at Penn State from 1979-81 and earned a business degree. Among his many honors, he is also a member of the Pennsylvania, Texas and Polish-American Sports Halls of Fame.

Munchak is a native of Scranton, Pa., and is married to Marci. They have two grown daughters, Alexandria and Julie.



JERRY OLSAVSKY *Inside Linebackers*

Jerry Olsavsky is in his third season as the team's inside linebackers coach. Olsavsky was promoted to his current position on February 6, 2015.

In 2016, the inside linebacker unit was led by Ryan Shazier and Lawrence Timmons. Including the postseason, Shazier totaled 105 tackles, 3.5 sacks, five interceptions, three forced fumbles and one fumble recovery. He was named a Pro Bowl alternate for his efforts.

Counting the postseason, Timmons totaled 143 tackles, 4.5 sacks, two interceptions and one forced fumble. The 2016 season marked the fifth straight year Timmons recorded at least 100 tackles, and it marked the fourth straight season that he led the team in tackles.

Olsavsky also guided rookie inside linebacker, Tyler Matakevich, who led the Steelers with 12 special teams tackles during the 2016 regular season.

In 2015, Shazier finished second on the team in tackles, while adding 3.5 sacks and two forced fumbles, despite missing four games due to various injuries. In Week 2 vs. San Francisco, Shazier had a breakout game, recording 15 tackles, one sack, one forced fumble and one fumble recovery. Shazier also led the team in tackles (20) and forced fumbles (2) during the postseason.

Another member of Olsavsky's group, Vince Williams, led the team with 11 special teams during the 2015 regular season.

Prior to his promotion, Olsavsky was a defensive assistant for five seasons. He assisted all areas of the defensive staff in their daily operations. In Olsavsky's five years as a defensive assistant, the Steelers' defense ranked top-two in the league in total defense three times, including back-to-back years (2011-12) as the number-one ranked defense.

A 10-year NFL veteran, Olsavsky spent seven seasons coaching linebackers for Youngstown State University. Prior to coaching at Youngstown State, Olsavsky spent one year as an assistant strength coach at the University of North Carolina. He also coached at his alma mater, Chaney High School in Youngstown and at Duquesne University.

Olsavsky, was selected by the Steelers in the 10th round (258th overall) of the 1989 NFL Draft, and played linebacker from 1989-97. He saw action in 108 games for the Steelers, making 227 tackles, while also excelling on special teams. Olsavsky battled back from a career threatening knee injury in 1993 and helped lead the Steelers to a berth in Super Bowl XXX. In 1995, he was the recipient of the Steelers' Ed Block Courage Award, given annually to the Steeler that overcomes many obstacles to achieve great success on the field. Olsavsky finished his playing career in 1998 with the Baltimore Ravens.

Playing collegiately at the University of Pittsburgh, Olsavsky was a first-team Kodak All-American as a senior in 1988, when he made 129 tackles. He became the Panthers' first defensive player since 1976 to record more than 100 tackles in three consecutive seasons. He earned his degree in information science in 1990.

Olsavsky was born in Youngstown, Ohio, and he resides in Pittsburgh with his three children, Joseph, Emma and Dominic.

OLSAVSKY'S

COACHING TIMELINE

1999
Thomas Jefferson High School
(Jefferson Hills, Pa.)
Volunteer

2000
Chaney High School
(Youngstown, Ohio)
Volunteer


2001
Duquesne University
Volunteer

2002
University of North Carolina
Assistant Strength Coach

2003-2009
Youngstown State University
Linebackers Coach

2010-2014
Pittsburgh Steelers
Defensive Assistant

2015-2017
Pittsburgh Steelers
Inside Linebackers

**PORTER'S****COACHING** TIMELINE**2013**Colorado State University
Undergraduate Student
Assistant**2014**Pittsburgh Steelers
Defensive Assistant**2015-2017**Pittsburgh Steelers
Outside Linebackers**JOEY PORTER** *Outside Linebackers*

Joey Porter is in his third season as the team's outside linebackers coach. Porter was promoted on February 6, 2015, after serving as a defensive assistant for the team for the 2014 season.

Porter is entering his 17th NFL season and fourth as a coach. He spent 13 seasons (1999-2011) as a linebacker, playing with Pittsburgh, Miami and Arizona. He spent the 2013 season as an undergraduate student assistant coach at his alma mater, Colorado State University.

In 2016, outside linebacker James Harrison led the Steelers with 5.0 sacks. It marked the ninth season that Harrison either tied for the team lead or led the team in sacks. Second-year player Bud Dupree, who missed a significant part of the season due to injury, led all AFC linebackers with 4.5 sacks in December/January.

In his first season coaching the outside linebackers in 2015, his group totaled 15.0 sacks. The group was led by James Harrison, who totaled 5.0 sacks. Harrison also added one interception and two forced fumbles.

Rookie linebacker Bud Dupree totaled 4.0 sacks in 2015, which was tied for the fifth-most sacks in the NFL by a rookie. His 4.0 sacks also tied for third on the Steelers' all-time sacks list by a rookie. For his efforts, Dupree was honored with the Joe Greene Great Performance Award, given annual to the Steelers' top rookie.

Porter was originally drafted by the Steelers in the third round (73rd overall) of the 1999 NFL Draft, and played for Pittsburgh from 1999-2006. He spent the 2007-09 seasons with the Miami Dolphins before playing his final two years (2010-11) with the Arizona Cardinals. Porter started 171-of-188 career games, as he registered 98.0 sacks, 25 forced fumbles, 12 interceptions, nine fumble recoveries, three defensive touchdowns and one safety. His 60.0 sacks as a member of the Steelers rank third in franchise history, since sacks became an official statistic in 1982.

Porter also started 11 postseason games in which he played (10 with Pittsburgh), and he was a key member of Pittsburgh's Super Bowl XL team. He registered 6.0 sacks and one forced fumble in his postseason career.

A four-time Pro Bowler and a four-time All-Pro, Porter was named to the NFL's All-Decade Team for the 2000's. During the 2008 season, Porter registered his 70th career sack, which made him the first player in NFL history with 10 career interceptions and 70.0 career sacks. Porter was also the only NFL player to register at least 5.0 sacks in each season from 2000-10, recording at least 9.0 sacks six times in that span.

Porter played at Colorado State from 1995-98, registering 20.0 career sacks in two seasons on defense after spending his first two collegiate seasons on offense. His 14.0 sacks as a senior earned him all-WAC honors and invites to both the East-West Shrine Game and the Senior Bowl. Porter still ranks fifth on the school's all-time sacks list and his 14.0 sacks in 1998 are the second-most in a single season in school history. In November of 2013, Porter was inducted into the Colorado State Athletics Hall of Fame. He graduated from Colorado State with a degree in liberal arts in May, 2014.



JAMES SAXON *Running Backs Coach*

James Saxon is in his fourth season as the running backs coach for the Steelers, after being hired on January 28, 2014. Saxon is entering his 26th season in the NFL as either a player or coach.

In his 17 years as an NFL running backs coach, Saxon has helped his backs reach the Pro Bowl 13 times, and he has had a running back surpass the 1,000-yard rushing mark in a single season 10 times.

SAXON'S

COACHING TIMELINE

1997-98

Rutgers University
Running Backs

1999

Menlo College
Volunteer Assistant

2000

Buffalo Bills
Running Backs

2001-2007

Kansas City Chiefs
Running Backs

2008-2010

Miami Dolphins
Running Backs

2011-2013

Minnesota Vikings
Running Backs

2014-2017

Pittsburgh Steelers
Running Backs

Running back Le'Veon Bell was named a Pro Bowler, he was named Steelers' MVP and he was also named a second-team AP All-Pro for his 2016 efforts. He led the NFL in scrimmage yards per game (157.0), and he also set the team's single-game record for most rushing yards in the regular season (236, Week 14 at Buffalo) and in the postseason (170, AFC Divisional Playoff at Kansas City).

Also in 2016, Bell became the fastest player in NFL history to reach 3,000 rushing yards and 1,500 receiving yards in his career (38 games). He reached 4,000 rushing yards in his 47th career game played, the second-fewest games in team history to reach 4,000 rushing yards. And his 47 games to reach 4,000 rushing yards is also the third-fewest among active players.

Veteran running back DeAngelo Williams filled in for Bell for the first three games of the 2016 season. He was named AFC Offensive Player of the Week and earned FedEx Ground Player of the Week for Week 1, when he totaled 143 rushing yards with two rushing touchdowns. In those three games, Williams totaled 258 rushing yards and two rushing touchdowns.

In 2015, Bell was lost for the season due to a knee injury he sustained in Week 8. Williams contributed in a big way, as he totaled 1,274 scrimmage yards and tied for the league lead with 11 rushing touchdowns. He was the only AFC player to register at least 1,000 scrimmage yards and at least 10 rushing touchdowns. Williams tied the single-game franchise record by rushing for three touchdowns Week 2 vs. San Francisco.

After Williams suffered a foot injury that kept him out of the postseason, backup running backs Jordan Todman and Fitzgerald Toussaint contributed in the postseason, combining for 230 scrimmage yards in two games.

Saxon coached Bell to a breakout season in just his second year in the league in 2014. Bell was named Steelers' MVP, and he set numerous single-season records, including yards from scrimmage (2,215), first downs (114), receptions by a running back (83) and receiving yards by a running back (854). He became the first player since Walter Payton (1976) to total at least 200 yards from scrimmage in three straight games.

Bell rushed for an AFC-best 1,361 yards in 2014, the fifth-highest total in a single season in team history. He also became just the second player in NFL history to record at least 1,350 rushing yards and 850 receiving yards in a single season (Marshall Faulk, 1999). In games 11-14, Bell totaled 830 yards from scrimmage, which tied him for the fourth-most in a four-game span in NFL history.

In 2012, Saxon helped guide Minnesota Vikings running back Adrian Peterson to the second-best single-season rushing performance in NFL history with 2,097 yards. That year, Peterson became only the third player in Minnesota history to be named NFL MVP and was also named the NFL Offensive Player of the Year. Peterson set or tied numerous team and league records in 2012, including the most rushing yards in the month of December (861) in NFL history and his 10 games of more than 100 rushing yards tied his own team record (2008). In addition to Peterson's accolades, FB Jerome Felton was a second-team All-Pro selection and earned a Pro Bowl spot for the first time in his career.

Prior to Minnesota, Saxon spent three seasons (2008-10) coaching running backs for the Miami Dolphins, including Ricky Williams and Ronnie Brown, who he helped reach the Pro Bowl following the 2008 season. In 2009, the Dolphins finished with the NFL's fourth-best rushing attack (139.4 yards per game) and Williams led the team with 1,121 rushing yards. The Dolphins also used Brown and Williams in the Wildcat package as a wrinkle in their offense.

Saxon spent seven seasons (2001-07) with the Kansas City Chiefs, helping a trio of the top backs in franchise history (Priest Holmes, Larry Johnson and Tony Richardson) earn seven Pro Bowl selections. Holmes and Johnson totaled five 1,000-yard rushing seasons between them in Saxon's tenure. Holmes and Johnson also rank first and second, respectively, in team history in career yardage and own four of the top single-season rushing totals in team history, including Johnson's team-record 1,789 yards in 2006.


The 2003 season saw Holmes set the Kansas City single-season record with 27 rushing touchdowns, which at the time was also an NFL record. Holmes played his entire career under Saxon, finishing with 24 100-yard rushing games, which was later topped by Johnson's 30 such performances.

Saxon broke into the NFL as a running backs coach with the Buffalo Bills in 2000, after spending three seasons in the collegiate ranks. Saxon spent one season as a volunteer assistant coach at Menlo College in 1999 and spent two seasons coaching running backs at Rutgers University (1997-98).

Saxon was a sixth round draft choice (139th overall) by the Kansas City Chiefs in 1988. He spent eight seasons as an NFL running back, playing for the Chiefs (1988-91), Dolphins (1992-94) and Philadelphia Eagles (1995). In his career, Saxon played in 111 games during the regular season and in eight postseason contests. During the regular season, Saxon totaled 214 touches for 1,048 scrimmage yards.

Saxon began his collegiate career at American River Junior College (1984-85). He then transferred to San Jose State University (1986-87), where he totaled 609 rushing yards and nine touchdowns on 118 carries in two seasons. He recorded 78 receptions for 732 yards and four touchdowns, while also throwing four touchdown passes.

A native of Beaufort, S.C., Saxon attended Battery Creek High School in Burton, S.C. His son, Devin, played football at Harvard.



SHAUN SARRETT *Offensive Assistant*

Shaun Sarrett is in his sixth season with the Steelers as the team's offensive assistant. Sarrett primarily helps coach the offensive line, and he assists the offensive coaching staff with game preparation, video analysis and the scouting of opponents.

In 2016, the Steelers' offensive line helped pave the way for RB Le'Veon Bell to earn the following honors, Pro Bowl, second-team AP All-Pro and Steelers' MVP. He led the NFL in scrimmage yards per game (157.0), and he also set the team's single-game record for most rushing yards in the regular season (236, Week 14 at Buffalo) and in the postseason (170, AFC Divisional Playoff at Kansas City).

Collectively, the offensive line allowed just 17 sacks on QB Ben Roethlisberger, the fewest sacks he has ever taken in a single-season in his career.

The offensive line lost Pro Bowl center Maurkice Pouncey to a season-ending leg injury during the preseason, and the group lost tackle/guard Kelvin Beachum to a season-ending knee injury in Week 6 of the 2015 season. But with the "Next man up" approach, the group rallied.

In 2015, the offensive line helped block for an offense that finished tied for first in the NFL in yards per play (6.3), third in the league in net yards per game (395.4) and net passing yards per game (287.7), tied for fourth in the NFL in points per game (26.4) and fifth in the league in plays of at least 20 yards (76).

In 2014, the offensive line helped block for the offense to set single-season records in points (436), total net yards (6,577), passing yards per game (301.6) and total first downs (379). Pittsburgh's offense also finished first in the NFL in time of possession (32:24), yards per first-down play (6.42) and tied for first (Green Bay) in the NFL in yards per play (6.2).

Sarrett spent four seasons as the offensive quality control and offensive line assistant coach for Duke University. During the 2011 season, Sarrett assumed Ron Middleton's tight end coaching responsibilities when an injury sidelined him. He joined the Duke staff after spending two years as a graduate assistant at Marshall University, where he earned a master's degree in special education. Prior to his stint at Marshall, he served as an offensive and defensive line coach at Streetsboro High School (Streetsboro, Ohio).

A native of Beckley, W. Va., Sarrett played guard for Kent State University and was a three-year letterman. He received the Dick Scesniak Award for overcoming adversity during the 2003 season, and he earned his degree in health education in 2004.

SAXON'S

COACHING TIMELINE

2004
Streetsboro High School
(OH)
Offense and Defensive Line
Coach/Co-Strength Coach


2005
Marshall University
Defense Quality Control/
Graduate Assistant/
Defensive Line Assistant

2006
Marshall University
Defense Graduate
Assistant/Defensive Line
Assistant

2006-2007
Marshall University
Offensive Graduate
Assistant/Offensive Line
Assistant

2008-2011
Duke University
Offensive Quality Control/
Offensive Line Assistant

2012-2017
Pittsburgh Steelers
Offensive Assistant



STEVE MEYER *Coaching Assistant*

Steve Meyer is in his third season as one of the team's coaching assistants, after serving as the team's scouting intern for two seasons (2013-14).

Meyer assists in the daily operations for the offense, defense and special teams units. His responsibilities include game preparation, video analysis and scouting of opponents.

Prior to joining the Steelers as a scouting intern, Meyer served as an assistant coach for the Saint Vincent Bearcats for three seasons (2010-12). He played wide receiver for the Bearcats (2007-09), and he graduated from Saint Vincent College in 2010 with a degree in communications.

Meyer, a native of Turtle Creek, Pa., played wide receiver at Woodland Hills High School, where he was a two-time WPIAL AAAA football champion (2001-02). Steve and his wife, Ashley, reside in Pittsburgh.

MEYER'S

COACHING TIMELINE

2010-2012

St. Vincent College
Assistant Coach

2013-2014

Pittsburgh Steelers
Scouting Intern

2015-2017

Pittsburgh Steelers
Coaching Assistant



DANIEL MARTIN ROONEY *Coaching Assistant*

Daniel Martin Rooney is in his second season as one of the team's coaching assistants, after previously serving as the Steelers' scouting assistant from 2014-15.

Prior to joining the Steelers, Rooney completed the Junior Rotational Program at the NFL League Offices (2012-14), where he assisted numerous departments, including public and community relations, digital media and media strategy, and business development.

A Pittsburgh native, Rooney was team captain for the football and basketball teams at Shady Side Academy. He played quarterback for Dartmouth College (2008-11), and he graduated in June of 2012 with a bachelor's degree in history/sociology.

Rooney is the grandson of late Steelers' Chairman, Ambassador Dan Rooney, and the son of Steelers' President Art Rooney II.

ROONEY'S

COACHING TIMELINE

2014-15

Pittsburgh Steelers
Scouting Assistant

2016-17

Pittsburgh Steelers
Coaching Assistant



GARRETT GIEMONT *Conditioning Coordinator*

Garrett Giemont is in his 11th season as conditioning coordinator for the Steelers after being hired on January 31, 2007.

Over the past three years, Giemont has been honored with two awards, the NFL's 2015 Strength and Conditioning Coach of the Year by Samson Equipment, and Giemont was named NFL Strength & Conditioning Coach of the Year by *American Football Monthly* at the end of the 2014 season.

Giemont was also named the 2008 Strength and Conditioning Coach of the Year/ Super Bowl Achievement Award from the Professional Football Strength and Conditioning Coaches Society.

Giemont has 30+ years of experience in the NFL, and served as the Tampa Bay Buccaneers' strength and conditioning coordinator (2003-05) prior to joining the Steelers.

Giemont was named Coach of the Year by The Professional Football Strength and Conditioning Coaches Society after the 2002 season while working for the Oakland Raiders under head coach Bill Callahan. Giemont spent eight seasons as a member of the Raiders' staff, including the first seven as strength and conditioning coach and the final season as strength and conditioning coordinator.

Prior to joining the Raiders, Giemont spent three seasons in Major League Baseball as the Director of Physical Development for the Chicago Cubs (1992-94). He originally entered the NFL with the Los Angeles Rams in 1970 as a part-time training assistant and served as the Rams' assistant trainer from 1978-82. From 1983-89, Giemont was the Rams' strength and conditioning trainer and worked as the team's strength and conditioning coach from 1990-91.

Giemont and his wife, Sonya, have two sons, Jackson and Jett.

GIEMONT'S

COACHING TIMELINE

- 1970-1977**
Los Angeles Rams
Training Assistant
- 1978-1982**
Los Angeles Rams
Assistant Trainer
- 1983-1989**
Los Angeles Rams
Strength and Conditioning
Trainer
- 1990-1991**
Los Angeles Rams
Strength and Conditioning
Coach
- 1992-1994**
Chicago Cubs
Director of Physical
Development
- 1995-2001**
Oakland Raiders
Strength and Conditioning
Coach
- 2002**
Oakland Raiders
Strength and Conditioning
Coordinator
- 2003-2005**
Tampa Bay Buccaneers
Strength and Conditioning
Coordinator
- 2007-2017**
Pittsburgh Steelers
Conditioning Coordinator



MARCEL PASTOOR *Conditioning Assistant*

Marcel Pastoor is in his 14th season as the Steelers' conditioning assistant and his 17th overall season with the team.

Pastoor assists conditioning coordinator Garrett Giemont with the strength and conditioning program.

Pastoor received his undergraduate degree from Virginia Tech in exercise physiology and kinesiology in 2000. He completed his masters from the University of Pittsburgh in exercise physiology, graduating with honors in 2003.

Prior to joining the Steelers, Pastoor interned with the Washington Redskins in 1998 and was the volunteer assistant strength coach for Radford University from 1999-2001.

Pastoor and his wife Cayce have a daughter, Catelyn Ann, and a son, Carter Matthew.



TERRY COUSIN *Player Engagement Coordinator*

Terry Cousin is in his third season with Pittsburgh as the team's Player Engagement Coordinator.

Cousin works in the area of player development, assisting players with life skills on and off the field, and helping players transition to life after football.

Prior to joining the Steelers, Cousin served as the Chicago Bears' Director of Player Engagement (2014), the Director of Player Engagement for the Tampa Bay Buccaneers (2012-13) and the Director of Player Development for his alma mater, the University of South Carolina (2010-11).

While working for the Buccaneers, Cousin created a program called Buccaneer University, which helped players with education, internships, benefits and financial services. He was also the main contact between the Buccaneers' players and community relations department, assisting with player involvement in the community. Cousin also helped relocate players when they came to Tampa and aided Buccaneers rookies with their transition into the NFL.

During his two years at South Carolina, Cousin worked with student athletes across multiple sports. He also served as a sideline reporter for the Gamecocks' radio broadcasts and did features on student athletes for Steve Spurrier's television show. Cousin was a four-year letterman for the South Carolina football team (1993-96), and he also ran track. He was the 1993 Scott Sinclair Freshman Award winner.

A former NFL cornerback, Cousin enjoyed a 12-year career, playing for the Bears, Atlanta Falcons, Miami Dolphins, Carolina Panthers, New York Giants, Jacksonville Jaguars and Cleveland Browns. He originally signed with the Bears in 1997 as an undrafted rookie free agent out of South Carolina.



COLBERT'S

COACHING TIMELINE

1984

BLESTO
Scout

1985-1989

Miami Dolphins
College Scout

1990-1999

Detroit Lions
Pro Scouting Director

2000-2010

Pittsburgh Steelers
Director of Football
Operations

2011-2017

Pittsburgh Steelers
Vice President and
General Manager

KEVIN COLBERT *Vice President and General Manager*

Kevin Colbert is in his 18th season with the Steelers, after joining the team on February 15, 2000.

Colbert has helped assemble teams that have won two Super Bowls (XL and XLIII), three AFC Championships, eight division titles, earned 11 playoff berths and recorded at least eight wins in 17 seasons.

Colbert oversees the personnel area of the team and supervises the scouting staff. Among his duties, he is in charge of administering player acquisitions and transactions, including the NFL Draft, free agent signings and trades, and evaluating pro and college personnel. He also serves as the Steelers' liaison with the NFL office and the other NFL teams on football matters.

Colbert served as the Detroit Lions' pro scouting director from 1990-99. He was responsible for scouting NFL players, NFL Europe and the Canadian Football League. He also assisted in the evaluation of college talent.

Prior to joining the Lions, Colbert spent five seasons as a college scout for the Miami Dolphins (1985-89) and one season (1984) with the BLESTO Scouting Service.

Colbert began his career as a coach and has experience in three sports – football, basketball and baseball. He was the backfield coach and recruiting coordinator at Ohio Wesleyan University for three years (1981-83), and in 1984, he also served as the school's head baseball coach.

From 1979-81, Colbert was a graduate assistant basketball coach at Robert Morris University. He also served as the school's head baseball coach in 1981.

Born and raised in Pittsburgh, Colbert graduated from North Catholic High School and received his bachelor's degree from Robert Morris in 1979. He and his wife, Janis, have three children, Kacie, Jennifer and Daniel, and three grandchildren, Avery, Colby and Brock.


OMAR KHAN *Vice President of Football & Business Administration*

Omar Khan is in his 21st season in the NFL and 17th season with the Pittsburgh Steelers, having served in numerous positions within the organization.

In his current role, Khan works with the day-to-day overall management of the Football Operations Department, working closely with President Art Rooney II, General Manager Kevin Colbert and Head Coach Mike Tomlin. He is in charge of overseeing many different areas and functions of the organization.

Prior to joining the Steelers, Khan worked with the New Orleans Saints for four years. In 2000, he served as Football Operations/Coaching Assistant, where he supervised the overall operation of the football program and assisted the offensive coordinator in the day-to-day operations of the offense. From 1998-99, Khan served as New Orleans' Player Personnel Assistant. His duties included assisting in pro scouting, negotiating player contracts, government affairs and football administration, as well as serving as interim Player Programs Director during the 1998 season. In 1997, Khan was a Player Personnel Intern, primarily working with scouting and research.

Khan joined the Saints after spending the 1996 season as an undergraduate assistant with the Tulane University football program.

Khan is involved in many activities and organizations throughout the Pittsburgh region, including serving on the executive board of Visit Pittsburgh, the executive board of the Pittsburgh Hispanic Chamber of Commerce and on the advisory board of FNB Community Bank. In 2005, Khan was selected to attend the NFL Manager Program at Stanford University Executive Education Graduate School of Business. In 2013, he was selected to attend the NFL Career Development Symposium for front office personnel at the University of Pennsylvania.

Khan, a graduate of Tulane, was born in New Orleans, La. He and his wife Kristen reside in Mt. Lebanon, Pa. The couple has one daughter, Sophia.



DAN ROONEY JR. *Player Personnel Coordinator*

Dan Rooney Jr. is in his sixth season as player personnel coordinator after spending 17 seasons as a college scout for the Steelers. Rooney's duties include scouting college players, primarily in the Southeast, while also being involved in pro scouting and salary cap management.

He is the grandson of Steelers' founder, "The Chief" Art Rooney, Sr., the son of late Steelers' Chairman, Ambassador Dan Rooney, and brother of Steelers' President, Art Rooney II.

Rooney graduated from Washington & Jefferson College in 1986 with a degree in business administration. He played football for legendary Head Coach John Luckhardt, and was named an all-conference safety as a sophomore. After graduation, Rooney worked under Coach Luckhardt as an assistant coach from 1986 to 1990.

In 1991, Rooney spent a season with the NFL Europe League office, which at the time was located in Dallas, Texas. His primary responsibilities were to Team Dallas, a spare parts team that supplied the league with replacements for injured players.

In 1993, Rooney moved to Durham, N.C., where he taught and coached at the high school level. He coached for Gary Merrill at Northern Durham High, one of the state's top high school programs. From 1995-97, Rooney coached at Leesville Road High School in Raleigh, N.C.

Rooney and his wife, Dr. Allison Evanoff, live in Gastonia, N.C. They have two sons, John Patrick and Brendan Charles.




PHIL KREIDLER *College Scouting Coordinator*

Phil Kreidler is in his 27th season with in the Steelers personnel department and his fourth as college scouting coordinator. Kreidler spent his first eight years with the team scouting college players, and was given additional responsibilities of scouting pro teams in 2000.

From 1988-90, Kreidler served as a graduate assistant coach at the University of Cincinnati, where he helped coach the wide receivers and quarterbacks.

Kreidler attended Furman University, where he played free safety. He was a member of the 1985 1-AA national finalist and Southern Conference champion Paladin squad. He graduated in 1988 with a degree in history.

Kreidler and his wife, Kim, have one son, Jeff, and live in Pittsburgh.



BRANDON HUNT *Pro Scouting Coordinator*

Brandon Hunt is in his eighth season as the Steelers' pro scouting coordinator, after spending two years (2007-2009) as a pro scout for the Houston Texans. In his current position, Hunt is responsible for scouting Steelers' opponents and evaluating pro players. In 2014, he was selected to attend the NFL Career Development Symposium for front office personnel.

Hunt joined the Texans in the summer of 2007, and served as a pro scout for the team until being hired by the Steelers. Prior to joining Houston, Hunt spent the 2005 and 2006 seasons as an intern in the Steelers' scouting department, where he helped with both college and pro scouting. He was on board when the team won Super Bowl XL to give the franchise its fifth Lombardi Trophy.

Hunt's professional career began as a graduate assistant at Indiana University of Pennsylvania in 2004, and after a year there he was hired by the Steelers to work in their player personnel department.

Hunt attended IUP, where he was a four-year starter at guard and center from 2000-03. He captained the team as a senior and earned first-team All-PSAC and All-Region honors at guard. He earned his Bachelor of Science degree in management information systems in December 2003, and a Master's Degree in business administration in August 2006.

Born in Los Angeles, Calif., Hunt was raised in Pittsburgh where he attended Pine-Richland High School and lettered in football and track.

Hunt resides in Pittsburgh with his wife Shawnika. The couple has two sons, Chayton Robert and Brayden Major.



RICK REIPRISH *Senior Assistant, College Scouting*

Rick Reiprish is in his third season with the Steelers' personnel department as the team's Senior Assistant, College Scouting. He was hired on May 16, 2015.

Reiprish brings 35 years of personnel experience to Pittsburgh, most recently serving as the Director of College Scouting for the New Orleans Saints for 11 years (2004-14). Prior to joining the Saints, he spent eight years with the Jacksonville Jaguars (1994-2002), first as the team's Director of College Scouting before being elevated to Director of Player Personnel in 1998.

Reiprish began his NFL career as a southeast scout with BLESTO from 1979-82, before joining the Kansas City Chiefs as a personnel scout for two years. He spent 10 years with the Seattle Seahawks (1984-94), serving as an area scout before being promoted to eastern scout supervisor in 1989.

A native of Shamokin, Pa., Reiprish graduated from Villanova University in 1972, where he played wide receiver and tight end. He earned a master's degree in education-administration and supervision from Austin Peay in 1974. He coached the wide receivers and running backs at Austin Peay from 1973-76, before joining the staff at East Tennessee State in 1977, where he tutored the quarterbacks and running backs. In 1978, he served as the offensive line coach at North Alabama.

Reiprish is married to Julie. The couple has two children, Andrew and Ashleigh.



MARK BRUENER *College Scout*

Mark Bruener is in his fifth season as a college scout for the Steelers, after previously serving three seasons as Pittsburgh's BLESTO scout.

Bruener played tight end in the NFL for 14 seasons, the first nine as a member of the Steelers (1995-2003) and the final five with the Houston Texans (2004-08). He was drafted by the Steelers in the first round (27th overall) of the 1995 NFL Draft, and he played in 126 games, making 108 starts. His 137 receptions and 16 receiving touchdowns each rank fifth all-time in team history for a tight end. Bruener was also known for his excellent blocking skills. In his nine seasons with the Steelers, the team averaged 2,142 rushing yards per year. In 1998, Bruener was voted Steelers' Sprint Man of the Year for his dedication to community service.

He graduated from the University of Washington with a degree in economics. Bruener started his final three seasons at tight end, and finished his career with 90 receptions, which were the most by a tight end in team history at the time. During his freshman season, in which he saw action in all 12 games, the Huskies went undefeated and were named co-NCAA National Champions.

Bruener formerly served on the NFL Players Association Executive Committee. Prior to joining the Steelers' scouting staff full-time, Bruener spent the summer of 2010 interning in the Steelers' scouting department during training camp.

A native of Aberdeen, Wash., Bruener currently lives in Woodinville, Wash., with his wife, Traci, two daughters, Allie and Chloe, and three sons, Carson, Braydon and Hudson.



MIKE BUTLER *College Scout*

Mike Butler is in his fifth season of his second stint with the Steelers scouting department and his 30th season as a scout in the NFL. Butler previously spent four seasons with the team's personnel department from 1983-86.

Butler's last NFL assignment was as a regional scout for the Detroit Lions during the 2007 and 2008 seasons. Before joining the Lions, Butler spent 19 seasons (1987-2005) in the Indianapolis Colts' scouting department, serving as the team's director of college scouting for his final six seasons. Prior to being promoted to that position in 2000, Butler served one season as regional scouting director and the 12 seasons before that as an area scout.

Butler got his start in scouting as an intern in the Steelers player personnel department in 1983 and remained with the team through the 1986 season.

He is the son of Pro Football Hall of Famer and former Steelers defensive back Jack Butler. Jack was an All-Pro for the Steelers from 1951-59 and then served as the director of the BLESTO Scouting Combine for 44 years (1963-2007).

Butler earned his master's degree in sports leadership from Duquesne University in 2011. He received his bachelor's degree in fine arts from Indiana University of Pennsylvania in 1983. Butler currently resides in Pittsburgh with his wife Shari, son John David, and twin daughters, Mackenzie and Michaela.


DAN COLBERT *College/Pro Scout*

Dan Colbert is in his seventh season with the Steelers and fifth as a college/pro scout. Colbert originally joined the Steelers' scouting department in the summer of 2011 as a player personnel intern.

Colbert graduated from Miami (Ohio) University in 2011 with a degree in health and sports studies. While at Miami, Colbert served as a student assistant for the football program from 2007-2011, working in the team's video department.

A Pittsburgh native, Colbert is a 2007 graduate of Mars Area High School, where he lettered in basketball. He is the son of Steelers' Vice President and General Manager, Kevin Colbert.


MARK GORSCAK *College Scout*

Mark Gorscak is in his 23rd season with the Steelers. This season marks Gorscak's 20th year as an area scout after spending his first three years as the Steelers' BLESTO scout.

Gorscak previously coached on the high school and college levels for 16 years. His first coaching experience was at Perkiomen (Pa.) Prep School. He followed that with coaching assignments at Western Maryland College, Dickinson College (his alma mater), Gulliver Prep (Fla.) High School and two tenures at Weber State University.

In 1987, between stints at Weber State, he became the first general manager of the Pittsburgh Gladiators in its inaugural season in the Arena Football League.

Additionally, Gorscak has been an athletic administrator at Dickinson and Weber State. He graduated with a degree in psychology from Dickinson and received a master's degree in sports administration from St. Thomas University in Miami, Fla.

Gorscak is a native of Donora, Pa., and currently resides in Pittsburgh. He was inducted into the Mid Mon Valley All Sports Hall of Fame in 2010.


CHIDI IWUOMA *BLESTO Scout*

Chidi Iwuoma is in his fifth year with the Steelers as the team's BLESTO Scout.

Most recently, Iwuoma served as the University of California's Assistant Director of Student-Athlete Development from 2010-12. In that role, he was responsible for assisting in the academic performance of the football team. Prior to that, Iwuoma worked in Cal's Athletic Study Center from 2009-10, assisting student athletes with academics.

Iwuoma, a former Steelers' defensive back, played in the NFL from 2001-07 and was a member of Pittsburgh's Super Bowl XL team. He also spent time with the Detroit Lions, New England Patriots, Tennessee Titans and St. Louis Rams.

After his playing days, Iwuoma earned a master's degree in education from the University of California in 2009. A Los Angeles native, Iwuoma played collegiately at the University of California and graduated with a degree in social welfare in 2001.

Iwuoma is married. The couple has three children.



BRUCE MCNORTON *College Scout*


Bruce McNorton is in his 18th season as a member of the Steelers' scouting department.

McNorton, who joined the Steelers in May of 2000, had previously worked with General Manager Kevin Colbert as a part-time scout with the Detroit Lions.

McNorton enjoyed a 10-year playing career as a defensive back with the Lions and Miami Dolphins.

A highly successful coach at Pontiac Northern High School in Michigan, McNorton was selected as the 1999 Class-A District Coach of the Year and led his team to the state quarterfinals.

He has three children, daughters Mykeshia and Brittney, and son Bruce Jr., who is the Steelers' scouting intern.



DAVE PETETT *Pro/College Scout*

David Petett is in his 14th season with the Steelers, where he has served in a number of roles during his tenure.

He is entering his fourth season as a pro/college scout, which focuses primarily on evaluating pro personnel for the advanced scouting report, "short list" upkeep and pro free agency, while also handling college scouting responsibilities.

Prior to his current role, Petett served three years as a Northeast/Mid-Atlantic scout and six years as the team's West Coast BLESTO scout, where he oversaw his own area of the country as part of evaluating college talent in preparation for the NFL draft. Petett initially joined the Steelers in 2004 as the player personnel intern.

Prior to joining the Steelers, Petett spent the 2003 season as a student assistant at the University of Wisconsin, where he worked closely with the coaching staff, assisting with the defensive line and special teams units.

Petett, a Pittsburgh native, graduated from Shady Side Academy where he lettered in football and baseball. He graduated from Lehigh University with a degree in political science, while being a four-year starter on the defensive line. He earned honorable mention All-America honors after his senior season in 2000.

Petett currently resides in Wexford, Pa., with his wife, Jaime, along with their two children, Lawson and Taelin-Irene.



SAMIR SULEIMAN *Football Administration Coordinator*

Samir Suleiman (Suh-meer Sool-e-min) is entering his 17th season in the NFL and fifth season as the Steelers' Football Administration Coordinator. Suleiman assists primarily with the management of the salary cap, player contract negotiations and team logistics. In 2015, he was selected to attend the NFL Career Development Symposium for front office personnel.

Previously, he worked for the St. Louis Rams (2000-09), first, as one of the youngest Directors in the NFL in the newly-created position of Director of Football Administration, then was promoted to Director of Football Operations in 2005, where he was the team's secondary football executive, primary negotiator and liaison with the NFL Office and helped oversee all aspects of football operations (player personnel, coaching, budgeting, medical, video, equipment and player programs) as well as evaluated both college and pro players (including most responsibilities of pro scouting directors), culminating in the Rams' Super Bowl XXXVI appearance.

In 2005, he was selected to represent the Rams at the NFL-Stanford University Graduate School of Business Executive Education Program for Managers, and in 2008, Suleiman was a panelist on football analytics at the MIT Sloan Sports Business Conference. Prior to joining the Rams, he served as Manager of Contract Information for the Jacksonville Jaguars (1998-1999) when the franchise won their only two division championships to date. He was also hired in 2011 as an Expert Witness for the winning Defense in the Aldra Wilson v. Chad J. Prusmack, M.D. malpractice lawsuit.

Suleiman began his career in 1997 with the NFL Management Council, for which he monitored club compliance with the salary cap and analyzed player contracts, and was a member of the Club Services Committee (2001-09) that oversees technology development and all MC/Club interaction. He is one of only a few executives that have worked at the NFL Office and for three division-winning organizations that each played in Conference Championship Games.

Born in Washington, D.C., Suleiman was a letterman in four sports in high school and earned a Bachelor of Science degree in Sport Management from James Madison University where he played wide receiver on the 1994 Lambert Cup Championship football team, and in 2003, was presented with an Outstanding Alumnus Award. He also played semi-pro football for the Brooklyn (NY) Mariners that won the 1997 Garden State Football League Championship.


KARIM KASSAM *Analytics & Football Research Coordinator*

Karim Kassam is in his third year as the team's Analytics & Football Research Coordinator. He works with the personnel staff to examine college prospects and with the coaching staff to analyze opponent tendencies.

Prior to joining the Steelers, Kassam served as a Senior Director of Quantitative Analytics at Legendary Entertainment and was a faculty member in the Department of Social and Decision Sciences at Carnegie Mellon University.

He earned his Ph.D. in psychology from Harvard University in 2010. His research at Harvard and Carnegie Mellon focused on emotions and their influence on decision making.

Kassam was born in Sudbury, Ontario, Canada. He resides in the Shadyside neighborhood of Pittsburgh.


BOB MCCARTNEY *Video/Facilities Coordinator*

Bob McCartney has had many responsibilities in his 44 years with the Steelers. He was named film director in 1973, until the advent of video in 1986 when the NFL went from film to videotape format.

McCartney has been a member of the organization for all six Super Bowl titles.

Prior to taking over the filming operation, McCartney worked in the Steelers' ticket office. He also currently serves as the Steelers' facility coordinator for their headquarters at the UPMC Rooney Sports Complex.

McCartney, a Pittsburgh native, attended South Hills Catholic High School. He graduated from Wheeling Jesuit University (Wheeling, W. Va.) in 1972 with a bachelor's degree in English.

Born in Pittsburgh, McCartney and his wife Gail have two children, daughter Kathleen and son Robert, who is a pro personnel director for the Tampa Bay Buccaneers. The couple also has two grandchildren, twin boys Jack and Braden.



JOHN NORWIG *Head Athletic Trainer*

John Norwig is in his 27th season as the Steelers' head athletic trainer and his 38th year in athletic training.

Norwig was honored twice in 2015 for his efforts and contributions throughout his career. In June, he was inducted to the Pennsylvania Athletic Trainers' Hall of Fame. In February, Norwig was honored with the Fain-Cain Memorial Award at the NFL Physicians Society Scientific Meeting and Symposium. The award is given annually to the Professional Football Athletic Trainers Society member who best reflects the virtues of a certified athletic trainer and displays the highest level of professionalism.

From February 2008 until February 2014, Norwig served as President of the Professional Football Athletic Trainers' Society. He also was chosen as a 2008 recipient of the Most Distinguished Athletic Trainer Award from the National Athletic Trainers' Association. The Steelers' athletic training staff was named 2008 Professional Football Athletic Training Staff of the Year by the Professional Football Athletic Training Society (PFATS).

Norwig's career began in 1979 as the athletic trainer at Bellefonte High School (Bellefonte, Pa.). Norwig then served six years as assistant athletic trainer and health education instructor at Penn State (1980-85). During that time he assisted the San Francisco 49ers at their 1984 training camp. He then became head athletic trainer at Vanderbilt (1986-91) before joining the Steelers.

Norwig earned a bachelor's degree in health and physical education from Penn State in 1979 and a master's in health education in 1984. He is a member of the American College of Sports Medicine, American Orthopedic Society for Sports Medicine, the Pennsylvania Athletic Trainer's Society and the National Athletic Trainers Association. In October of 2011, Norwig was named a Penn State Alumni Fellow, the highest award given by the Penn State Alumni Association recognizing those for their outstanding professional accomplishments.

Born in Hanover, Pa., Norwig and his wife Emily have three children, daughter Erin, and sons Nicholas and Luke. The Norwigs live in the North Hills of Pittsburgh.



JON ANDINO *Assistant Athletic Trainer/Physical Therapist*

Jon Andino is in his fourth season with the Steelers as team's assistant athletic trainer/physical therapist. He served as an athletic training intern with the team in 2007 while he attended the University of Pittsburgh.

Prior to joining the Steelers, Andino served as an assistant trainer/physical therapist for the Miami Dolphins [2011-2013].

He graduated summa cum laude from the University of Pittsburgh in 2008 with a B.S. in Athletic Training. Andino is also a graduate of the University of Pittsburgh's Doctor of Physical Therapy program and earned his Doctor of Physical Therapy degree in 2011. Prior to completing his doctorate, he interned for one year at the Centers for Rehab Services (CRS) Westmoreland Athletic Club in Greensburg, Pa.

Andino currently serves as a faculty mentor for the University of Pittsburgh Medical Center (UPMC) CRS Physical Therapy Sports Residency Program. In addition to being a member of the National Athletic Trainers' Association (NATA), he also serves as a member of the NATA Convention Program Committee. Andino is also a member of the Pennsylvania Athletic Trainers' Society and the American Physical Therapy Association.

Andino is a native of Eldersburg, Md. He lives in the Friendship neighborhood of Pittsburgh.



SONIA GYSLAND *Assistant Athletic Trainer*

Sonia Ruef is in her seventh season as an assistant athletic trainer for the Steelers.

Prior to joining the Steelers, Sonia served as an assistant athletic trainer for the Duke Blue Devils' football team.

Sonia completed a graduate assistantship at the University of North Carolina, working with football and both men's and women's tennis. She also held internships with the Ohio State University athletic teams during the 2009 season and the Pittsburgh Steelers during their 2008 training camp.

Sonia graduated from the University of Wisconsin in 2007 with a degree in kinesiology and earned a master's degree in athletic training from North Carolina in 2009.

Sonia and her husband, Dan, reside in the Greenfield section of Pittsburgh.


DAVEON LEE *Assistant Athletic Trainer*

Daveon Lee is in his second season as a Steelers' assistant athletic trainer. He served as the Steelers' athletic training intern for the 2014 and 2015 seasons.

Prior to joining the Steelers, Lee served as a graduate assistant athletic trainer for the University of Pittsburgh men's soccer team from 2012-14. He also served as the athletic trainer for Greater Latrobe High School from 2009-12.

Lee earned his Master of Science degree in sports medicine and nutrition, and Bachelor of Science degrees in athletic training and in psychology, from the University of Pittsburgh.

Lee was born in Kingston, Jamaica. He and his wife Monica live in the South Hills of Pittsburgh.


RODGERS FREYVOGEL *Equipment Manager*

Rodgers Freyvogel is in his 38th season with the Steelers and his 21st as the team's equipment manager.

Freyvogel oversees all of the purchasing, fitting, customizing, issuing and reconditioning of the Steelers equipment and uniforms.

Freyvogel joined the Steelers as field manager in 1980 and was responsible for the preparation and maintenance of the Steelers' practice fields, while assisting equipment manager Tony Parisi.

Born in Pittsburgh, Freyvogel grew up on Pittsburgh's North Side, where he attended North Catholic High School. He and his wife, Rebecca, currently live in Warrendale and have two sons, William and Trevor.



PATRICK NOONE *Field Manager/Assistant Equipment Manager*

Patrick Noone is in his eighth season as the Steelers' field manager/assistant equipment manager and his 10th overall season with the team.

Noone started as a ballboy for the Steelers in 1998, and he assisted the equipment department in a variety of ways until 2006. He then served as an equipment intern for four years before being promoted to his current position.

Noone is responsible for preparing the field for practice and game day, setting up the locker room for both players and coaches, and assisting equipment manager Rodgers Freyvogel in the issuing and reconditioning of the players' equipment and uniforms.

A native of Pittsburgh and a Penn Hills High School graduate, Noone graduated from the University of Pittsburgh in 2007 with a degree in history. He served as a student manager for the Panthers' football team from 2002-05. Noone and his wife, Samantha, reside in Pittsburgh. They have twin daughters, Abigail and Alexandra.



ADAM REGAN *Equipment/Field Assistant*

Adam Regan is in his fourth season as an equipment/field assistant. He assists in field preparation for practices and games, setting up the locker rooms and with any uniform and equipment needs for players.

Regan started as a ballboy in 2003. Since that time he has assisted the Steelers' equipment staff in a variety of ways, including serving as an equipment intern.

A native of Pittsburgh, he attended Duquesne University, graduating with a degree in professional communications and organizational leadership in 2008. Regan also attended local Central Catholic High School.


Adam is married to Ashley. The couple has one son, Major.



PLAYERS

20 STEELERS 17





94

TYSON ALUALU *Defensive End*

HEIGHT: 6-3
 WEIGHT: 304
 COLLEGE: California
 BORN: May 12, 1987
 BIRTHPLACE: Honolulu, Hawaii

HOW ACQUIRED: UFA – '17
 (from Jacksonville)
 NFL EXPERIENCE: 8th year

PRO **(110-88/0-0)**: Signed a two-year contract with the Steelers as an unrestricted free agent (from Jacksonville) on March 21, 2017...re-signed a two-year extension with the Jaguars on March 8, 2015...originally drafted by the Jaguars in the first round (10th overall) of the 2010 NFL Draft.

2016 **(14-10) [JAX]**: Played in 14 regular-season games with 10 starts in Jacksonville...inactive 9/11 vs. Green Bay and 9/18 at San Diego...registered 36 tackles and 2.5 sacks...tied his single-season career-high with one forced fumble.

10/2 vs. Indianapolis: Recorded his first sack of the season.

10/23 vs. Oakland: Played in his 100th career game.

11/20 at Detroit: Notched his second sack of the season.

11/27 at Buffalo: Had a season-high five tackles, and split a sack with LB Myles Jack.

2015 **(16-13)**: Played in all 16 regular-season games for the sixth consecutive season (13 starts)...notched 26 tackles, 2.0 sacks, a single-season career-high two pass breakups, and recovered the third fumble of his career.

9/20 at Miami: Recorded a three-yard reception, the first of his career, for a first down.

10/11 at Tampa Bay: Totaled a season-high four tackles.

10/25 vs. Buffalo: Registered his first sack of the season.

11/15 at Baltimore: Recovered his third career fumble.

12/6 at Tennessee: Posted his second sack of the season...also caught his second career pass (16-yard reception)

12/27 at New Orleans: Blocked a fourth-quarter field goal attempt...marked his first career block.

2014 **(16-0)**: Played in every regular-season game...totaled 30 tackles and 2.0 sacks...totaled a season-high seven tackles 9/14 at Washington.

11/30 vs. N.Y. Giants: Sacked QB Eli Manning for a one-yard loss, marking his first sack of the year.

12/28 at Houston: Registered his second sack of the season.

2013 **(16-16)**: Started 16-of-16 regular-season games for the fourth consecutive season...totaled 44 tackles, 1.5 sacks, eight quarterback pressures and one pass breakup...had a season-high six tackles on two occasions (10/20 vs. San Diego and 12/15 vs. Buffalo).

9/15 at Oakland: Split a sack with DT Brandon Decker.

9/29 vs. Indianapolis: Sacked QB Andrew Luck for a 10-yard loss, his first full sack of the season...added two quarterback pressures.

2012 **(16-16)**: Started 16-of-16 regular-season games...recorded a single-season career-high 45 tackles...matched single-season career highs in sacks (3.5) and fumble recoveries (1).

9/9 at Minnesota: Recorded his first sack of the season, taking down QB Christian Ponder.

11/8 vs. Indianapolis: Registered his second sack of the season, taking down QB Andrew Luck for a six-yard loss.

12/16 at Miami: Split a sack with DE Jason Babin.

12/23 vs. New England: Sacked QB Tom Brady for a 10-yard loss.

2011 **(16-16)**: Started all 16 regular-season games...tallied 40 tackles, 2.5 sacks and one pass breakup...forced one fumble and recovered

one fumble, both the firsts of his career...recorded a season-high four tackles on four separate occasions (9/18 at N.Y. Jets, 10/9 vs. Cincinnati, 10/30 at Houston, 11/27 vs. Houston).

10/16 vs. Pittsburgh: Sacked QB Ben Roethlisberger for a three-yard loss, his first of the season.

11/20 at Cleveland: Split a sack with LB Russell Allen.

12/11 vs. Tampa Bay: Sacked QB Josh Freeman for a two-yard loss.

2010

(16-16): Started all 16 regular-season games in his rookie season...became just the second rookie defensive lineman in franchise history to start every game in his first season...set a single-season career-high with 3.5 sacks, which were also the second-most on the team.

9/12 vs. Denver: Started in his NFL debut...registered his first career sack, taking down QB Kyle Orton.

9/26 vs. Philadelphia: Split a sack with DT Terrance Knighton.

10/31 at Dallas: Sacked QB Jon Kitna for an eight-yard loss.

11/21 vs. Cleveland: Took down QB Colt McCoy for a loss of seven yards, giving him 3.5 sacks on the season.

COLLEGE

Was a four-year letterman at California (2006-09)...played in 52 games with 40 starts...never missed a game and started 39 consecutive games to complete his career...career totals included 195 tackles, 26.0 TFLs, 16.0 sacks, seven pass breakups, four forced fumbles and four fumble recoveries...was a three-time winner of the Brick Muller Award as team's most valuable defensive lineman (2007-09)...named All-Pac-10 first team by the league's coaches and media in back-to-back years 2008-09...majored in ethnic studies.

PERSONAL

Attended St. Louis High School (Honolulu, Hawaii)...was a two-time all-state selection by the *Honolulu Star Bulletin*...as a senior, he was named the Interscholastic Hawaiian League Defensive Player of the Year and earned a spot on Prep Star's All-Far West Region team...son of Ta'avava and Levaa'i Alualu...is one of nine children...he and his wife Desire have three sons, Tyree, Tydes and Tyten and one daughter, Dereon...Full name: Tyson Asi Alualu (Ah-loo ah-loo).

ALUALU'S 2016 Game-by-Game Statistics

Date	Opponent	GP	GS	T	AT	TOT	Sacks	Yds	Int/Yds	PD	FF	FR
9/11	GREEN BAY						INACTIVE					
9/18	at San Diego						INACTIVE					
9/25	BALTIMORE	1	1	1	1	2	0.0	0.0	0/0	0	0	0
10/2	INDIANAPOLIS	1	1	1	1	2	1.0	8.0	0/0	0	0	0
10/16	at Chicago	1	0	2	0	2	0.0	0.0	0/0	0	0	0
10/23	OAKLAND	1	0	2	0	2	0.0	0.0	0/0	0	0	0
10/27	at Tennessee	1	1	1	2	3	0.0	0.0	0/0	0	0	0
11/6	at Kansas City	1	1	1	0	1	0.0	0.0	0/0	0	0	0
11/13	HOUSTON	1	0	0	0	0	0.0	0.0	0/0	0	0	0
11/20	at Detroit	1	0	1	1	2	1.0	6.0	0/0	0	0	0
11/27	at Buffalo	1	1	4	1	5	0.5	0.0	0/0	0	0	0
12/4	DENVER	1	1	3	0	3	0.0	0.0	0/0	0	0	0
12/11	MINNESOTA	1	1	3	0	3	0.0	0.0	0/0	0	0	0
12/18	at Houston	1	1	3	1	4	0.0	0.0	0/0	0	1	0
12/24	TENNESSEE	1	1	1	1	2	0.0	0.0	0/0	0	0	0
1/1	at Indianapolis	1	1	1	0	1	0.0	0.0	0/0	0	0	0
SEASON TOTALS		14	10	28	8	36	2.5	14.0	0/0	0	1	0

ALUALU'S 2015 Game-by-Game Statistics

Date	Opponent	GP	GS	T	AT	TOT	Sacks	Yds	Int/Yds	PD	FF	FR
9/13	CAROLINA	1	1	2	0	2	0.0	0.0	0/0	0	0	0
9/20	MIAMI	1	1	1	0	1	0.0	0.0	0/0	0	0	0
9/27	at New England	1	1	0	1	1	0.0	0.0	0/0	0	0	0
10/4	at Indianapolis	1	1	1	1	2	0.0	0.0	0/0	0	0	0
10/11	at Tampa Bay	1	1	4	0	4	0.5	1.5	0/0	0	0	0
10/18	HOUSTON	1	1	1	0	1	0.0	0.0	0/0	0	0	0

TYSON ALUALU

ALUALU'S 2015 Game-by-Game Statistics (Continued)

Date	Opponent	GP	GS	T	AT	TOT	Sacks	Yds	Int/Yds	PD	FF	FR
10/25	BUFFALO	1	1	1	0	1	1.0	9.0	0/0	0	0	0
11/8	N.Y. Jets	1	0	3	0	3	0.0	0.0	0/0	0	0	0
11/15	at Baltimore	1	0	1	1	2	0.0	0.0	0/0	0	0	1
11/19	TENNESSEE	1	1	1	0	1	0.0	0.0	0/0	0	0	0
11/29	SAN DIEGO	1	1	0	0	0	0.0	0.0	0/0	0	0	0
12/6	at Tennessee	1	1	2	0	2	1.0	8.0	0/0	0	0	0
12/13	INDIANAPOLIS	1	1	1	0	1	0.0	0.0	0/0	1	0	0
12/20	ATLANTA	1	1	0	0	0	0.0	0.0	0/0	1	0	0
12/27	at New Orleans	1	1	2	0	2	0.0	0.0	0/0	0	0	0
1/3	at Houston	1	1	1	2	3	0.0	0.0	0/0	0	0	0
SEASON TOTALS		16	14	18	8	26	2.0	17.0	0/0	2	0	1

ALUALU'S 2014 Game-by-Game Statistics

Date	Opponent	GP	GS	T	AT	TOT	Sacks	Yds	Int/Yds	PD	FF	FR
9/7	at Philadelphia	1	0	1	0	1	0.0	0.0	0/0	0	0	0
9/14	at Washington	1	0	3	4	7	0.5	0.5	0/0	0	0	0
9/21	INDIANAPOLIS	1	0	1	0	1	0.0	0.0	0/0	0	0	0
9/28	at San Diego	1	0	0	0	0	0.0	0.0	0/0	0	0	0
10/5	PITTSBURGH	1	0	2	0	2	0.0	0.0	0/0	0	0	0
10/12	at Tennessee	1	0	0	0	0	0.0	0.0	0/0	0	0	0
10/19	CLEVELAND	1	0	0	0	0	0.0	0.0	0/0	0	0	0
10/26	MIAMI	1	0	2	1	3	0.5	2.0	0/0	0	0	0
11/2	at Cincinnati	1	0	0	4	4	0.0	0.0	0/0	0	0	0
11/9	DALLAS	1	0	1	0	1	0.0	0.0	0/0	0	0	0
11/23	at Indianapolis	1	0	1	0	1	0.0	0.0	0/0	0	0	0
11/30	N.Y. GIANTS	1	0	1	0	1	1.0	1.0	0/0	0	0	0
12/7	HOUSTON	1	0	0	0	0	0.0	0.0	0/0	0	0	0
12/14	at Baltimore	1	0	1	3	4	0.0	0.0	0/0	0	0	0
12/18	TENNESSEE	1	0	0	1	1	0.0	0.0	0/0	0	0	0
12/28	at HOUSTON	1	0	2	2	4	1.0	2.0	0/0	0	0	0
SEASON TOTALS		16	0	13	17	30	2.0	3.0	0/0	0	0	0

ALUALU'S 2013 Game-by-Game Statistics

Date	Opponent	GP	GS	T	AT	TOT	Sacks	Yds	Int/Yds	PD	FF	FR
9/8	KANSAS CITY	1	1	0	0	0	0.0	0.0	0/0	0	0	0
9/15	at Oakland	1	1	2	1	3	0.5	2.5	0/0	0	0	0
9/22	at Seattle	1	1	2	3	5	0.0	0.0	0/0	0	0	0
9/29	INDIANAPOLIS	1	1	1	0	1	1.0	10.0	0/0	0	0	0
10/6	at St. Louis	1	1	3	0	3	0.0	0.0	0/0	0	0	0
10/13	at Denver	1	1	1	0	1	0.0	0.0	0/0	0	0	0
10/20	SAN DIEGO	1	1	6	0	6	0.0	0.0	0/0	0	0	0
10/27	SAN FRANCISCO	1	1	3	0	3	0.0	0.0	0/0	1	0	0
11/10	at Tennessee	1	1	2	1	3	0.0	0.0	0/0	0	0	0
11/17	ARIZONA	1	1	1	0	1	0.0	0.0	0/0	0	0	0
11/24	at Houston	1	1	3	0	3	0.0	0.0	0/0	0	0	0
12/1	at Cleveland	1	1	1	0	1	0.0	0.0	0/0	0	0	0
12/5	HOUSTON	1	1	3	0	3	0.0	0.0	0/0	0	0	0
12/15	BUFFALO	1	1	4	2	6	0.0	0.0	0/0	0	0	0
12/22	TENNESSEE	1	1	1	0	1	0.0	0.0	0/0	0	0	0
12/29	at Indianapolis	1	1	0	2	2	0.0	0.0	0/0	0	0	0
SEASON TOTALS		16	16	33	9	42	1.5	12.5	0/0	1	0	0

ALUALU'S 2012 Game-by-Game Statistics

Date	Opponent	GP	GS	T	AT	TOT	Sacks	Yds	Int/Yds	PD	FF	FR
9/9	at Minnesota	1	1	3	1	4	1.0	0.0	0/0	0	0	0
9/16	HOUSTON	1	1	6	0	6	0.0	0.0	0/0	0	0	0
9/23	at Indianapolis	1	1	1	1	2	0.0	0.0	0/0	0	0	0
9/30	CINCINNATI	1	1	1	2	3	0.0	0.0	0/0	0	0	0
10/7	CHICAGO	1	1	2	0	2	0.0	0.0	0/0	0	0	0
10/21	at Oakland	1	1	1	0	1	0.0	0.0	0/0	0	0	0

ALUALU'S 2012 Game-by-Game Statistics (Continued)

Date	Opponent	GP	GS	T	AT	TOT	Sacks	Yds	Int/Yds	PD	FF	FR
10/28	at Green Bay	1	1	1	0	1	0.0	0.0	0/0	0	0	0
11/4	DETROIT	1	1	3	0	3	0.0	0.0	0/0	0	0	0
11/8	INDIANAPOLIS	1	1	5	0	5	1.0	6.0	0/0	1	0	0
11/18	at Houston	1	1	2	0	2	0.0	0.0	0/0	0	0	0
11/25	TENNESSEE	1	1	1	0	1	0.0	0.0	0/0	0	0	0
12/2	at Buffalo	1	1	1	5	6	0.0	0.0	0/0	0	0	0
12/9	N.Y. Jets	1	1	3	0	3	0.0	0.0	0/0	0	0	0
12/16	at Miami	1	1	1	1	2	0.5	5.5	0/0	0	0	1
12/23	NEW ENGLAND	1	1	2	0	2	1.0	10.0	0/0	0	0	0
12/30	at Tennessee	1	1	1	1	2	0.0	0.0	0/0	0	0	0
SEASON TOTALS		16	16	34	11	45	3.5	21.5	0/0	1	0	1

ALUALU'S 2011 Game-by-Game Statistics

Date	Opponent	GP	GS	T	AT	TOT	Sacks	Yds	Int/Yds	PD	FF	FR
9/11	TENNESSEE	1	1	1	1	2	0.0	0.0	0/0	1	0	0
9/18	at N.Y. Jets	1	1	4	0	4	0.0	0.0	0/0	0	0	0
9/25	at Carolina	1	1	1	2	3	0.0	0.0	0/0	0	0	0
10/2	NEW ORLEANS	1	1	2	0	2	0.0	0.0	0/0	0	0	0
10/9	CINCINNATI	1	1	0	4	4	0.0	0.0	0/0	0	0	0
10/16	at Pittsburgh	1	1	3	0	3	1.0	3.0	0/0	0	0	0
10/24	BALTIMORE	1	1	0	0	0	0.0	0.0	0/0	0	0	0
10/30	at Houston	1	1	4	0	4	0.0	0.0	0/0	0	0	0
11/13	at Indianapolis	1	1	3	0	3	0.0	0.0	0/0	0	0	1
11/20	at Cleveland	1	1	1	2	3	0.5	3.5	0/0	0	0	0
11/27	HOUSTON	1	1	1	3	4	0.0	0.0	0/0	0	0	0
12/5	San Diego	1	1	2	0	2	0.0	0.0	0/0	0	0	0
12/11	TAMPA BAY	1	1	2	1	3	1.0	2.0	0/0	0	1	0
12/15	at Atlanta	1	1	2	0	2	0.0	0.0	0/0	0	0	0
12/24	at Tennessee	1	1	0	0	0	0.0	0.0	0/0	0	0	0
1/1	INDIANAPOLIS	1	1	0	1	1	0.0	0.0	0/0	0	0	0
SEASON TOTALS		16	16	21	19	40	2.5	3.5	0/0	1	1	1

ALUALU'S 2010 Game-by-Game Statistics

Date	Opponent	GP	GS	T	AT	TOT	Sacks	Yds	Int/Yds	PD	FF	FR
9/12	DENVER	1	1	3	0	3	1.0	6.0	0/0	0	0	0
9/19	at San Diego	1	1	2	1	3	0.0	0.0	0/0	0	0	0
9/26	PHILADELPHIA	1	1	2	1	3	0.5	3.5	0/0	0	0	0
10/3	INDIANAPOLIS	1	1	0	0	0	0.0	0.0	0/0	0	0	0
10/10	at Buffalo	1	1	3	0	3	0.0	0.0	0/0	0	0	0
10/18	TENNESSEE	1	1	4	1	5	0.0	0.0	0/0	0	0	0
10/24	at Kansas City	1	1	1	3	4	0.0	0.0	0/0	0	0	0
10/31	at Dallas	1	1	2	0	2	1.0	8.0	0/0	0	0	0
11/14	HOUSTON	1	1	1	0	0	0.0	0.0	0/0	0	0	0
11/21	CLEVELAND	1	1	2	0	2	1.0	7.0	0/0	1	0	0
11/28	at N.Y. Giants	1	1	1	2	3	0.0	0.0	0/0	0	0	0
12/5	at Tennessee	1	1	1	0	1	0.0	0.0	0/0	0	0	0
12/12	OAKLAND	1	1	1	0	1	0.0	0.0	0/0	0	0	0
12/19	at Indianapolis	1	1	2	0	2	0.0	0.0	0/0	0	0	0
12/26	WASHINGTON	1	1	2	0	2	0.0	0.0	0/0	0	0	0
1/2	at Houston	1	1	2	1	3	0.0	0.0	0/0	0	0	0
SEASON TOTALS		16	16	29	9	38	3.5	24.5	0/0	1	0	0

TYSON ALUALU

ALUALU'S Career Totals

Year	Team	GP	GS	T	AT	TOT	Sacks	Yds	Int/Yds	PD	FF	FR
2010	Jacksonville	16	16	29	9	38	3.5	24.5	0/0	1	0	0
2011	Jacksonville	16	16	21	19	40	2.5	3.5	0/0	1	1	1
2012	Jacksonville	16	16	34	11	45	3.5	21.5	0/0	1	0	1
2013	Jacksonville	16	16	33	9	42	1.5	12.5	0/0	1	0	0
2014	Jacksonville	16	0	13	17	30	2.0	3.0	0/0	0	0	0
2015	Jacksonville	16	14	18	8	26	2.0	17.0	0/0	2	0	1
2016	Jacksonville	14	10	28	8	36	2.5	14.0	0/0	0	1	0
NFL TOTALS		110	88	176	81	257	17.5	101.0	0/0	6	2	3

Career Regular-Season Special Teams Tackles (1): 1 in '16.

Additional Statistics: Has two receptions for 19 yards (one, three yards, 9/20/15 vs. Miami, and one, 16 yards, 12/6/15 at Tennessee)... has one blocked field goal [12/27/15 at New Orleans].

REGULAR-SEASON SINGLE-GAME HIGHS:

Total Tackles: 7, at Washington, 9/14/14; **Solo Tackles:** 6, twice, last vs. San Diego, 10/20/13; **Sacks:** 1.0, 15 times, last at Detroit, 11/20/16; **Sack Yards:** 10.0, twice, last vs. Indianapolis, 9/29/13; **Passes Defensed:** 1, six times, last vs. Atlanta, 12/20/15; **Forced Fumbles:** 1, twice, last at Houston, 12/18/16; **Fumble Recoveries:** 1, three times, last at Baltimore, 11/15/15.

**DEMARCUS AYERS** *Wide Receiver*

HEIGHT: 5-11

WEIGHT: 190

COLLEGE: Houston

BORN: July 7, 1994

BIRTHPLACE: Lancaster, Texas

HOW ACQUIRED: D7a – '16 (#229)

NFL EXPERIENCE: 1st year

PRO

[2-1/2-1]: Promoted to the Steelers' active roster from the practice squad on December 12, 2016...signed to the Steelers' practice squad on September 4, 2016...released by the Steelers on September 3, 2016...originally drafted by the Steelers as the team's first of two seventh round selections (229th overall) of the 2016 NFL Draft.

2016

[2-1/2-1]: Promoted to the active roster from the practice squad on December 12...saw action in two regular-season games with one start (inactive 12/18 at Cincinnati)...played in two postseason contests with one start (inactive for the AFC Championship Game 1/22 at New England).

12/25 vs. Baltimore: Made his NFL debut...caught his first career reception for nine yards on the game-winning drive...drew a defensive pass interference penalty early in the fourth quarter that set up RB Le'Veon Bell's seven-yard touchdown run.

1/1 vs. Cleveland: Totaled single-game career highs in receptions (5), receiving yards (44) and receiving touchdowns (1)...his 11-yard touchdown reception marked the first receiving touchdown in his career.

COLLEGE

Played in 40 games with 22 starts at Houston (2013-15)...finished his career third in school history in career kickoff return

yards (1,613)...totaled 141 receptions for 1,686 yards with nine receiving touchdowns, to go along with 152 rushing yards and one rushing touchdown...added 1,613 kickoff return yards with one kickoff return for a touchdown, to go along with 317 punt return yards with one punt return for a touchdown...in 2015, was named first team All-AAC as a wide receiver and as a return specialist, as he led the conference and finished sixth in the nation with 98 receptions, as well as totaling 290 yards with one touchdown (73-yarder) as a punt returner...in 2013, earned AAC Co-Special Teams Player of the Year honors, and was named first-team All-AAC as a kick returner, as he led the conference with a 27.6 kickoff return average, and his 1,021 kickoff return yards set a school record for a freshman.

PERSONAL

Attended Lancaster High School (Lancaster, Texas)...as a senior, totaled 1,337 rushing yards with 16 rushing touchdowns, to go along with 180 receiving yards with three receiving touchdowns...also threw for 1,823 yards with 22 passing touchdowns as a senior, as he helped lead his team to the state championship game...was named MVP of the 2012 IFAF U-19 World Championship, as he led Team USA with seven catches for 155 yards and a score in title game victory vs. American Samoa...was also the school's starting point guard in basketball...son of Mark Ayers and Bernice Edwards...Full name: Demarcus Anthony Ayers.

AYERS' 2016 Game-by-Game Statistics

Date	Opponent	GP	GS	RECEIVING					RUSHING						
				Rec	Yds	Avg	Lg	TD	No	Yds	Avg	Lg	TD		
9/4 – 12/11															
12/18	at Cincinnati														
12/25	BALTIMORE	1	0	1	9	9.0	9	0	0	0	0.0	0	0		
1/1	CLEVELAND	1	1	5	44	8.8	15	1	2	-12	-6.0	0	0		
NFL TOTALS		2	1	6	53	8.8	15	1	2	-12	-6.0	0	0		
POSTSEASON															
1/8	MIAMI	1	0	2	21	10.5	11	0	0	0	0.0	0	0		
1/15	at Kansas City	1	1	1	6	6.0	6	0	0	0	0.0	0	0		
1/22	at New England														
NFL TOTALS		2	1	3	27	9.0	11	0	0	0	0.0	0	0		



26

LE'VEON BELL *Running Back*

HEIGHT: 6-1

WEIGHT: 225

COLLEGE: Michigan State

BORN: Feb. 18, 1992

BIRTHPLACE: Reynoldsburg, Ohio

HOW ACQUIRED: D2 - '13 (#48)

NFL EXPERIENCE: 5th year



'14 '16

CAREER HIGHLIGHTS

Became the fastest player in NFL history to reach 3,000 rushing yards and 1,500 receiving yards in his career (38 games).

Reached 4,000 rushing yards in his 47th career game played, the second-fewest games in team history to reach 4,000 rushing yards (Jerome Bettis, 44 games), and his 47 games to reach 4,000 rushing yards is also the third-fewest among active players.

Entering the 2017 season, he has the fifth-most rushing yards in team history (4,045).

Entering the 2017 season, his 357 rushing yards during the postseason are the fifth-most in Steelers' history.

Entering the 2017 season, he is tied for the sixth-most rushing touchdowns in team history (26).

Entering the 2017 season, his 6,050 scrimmage yards are the ninth-most in team history.

Entering the 2017 season, he is tied for the most 200-yard rushing games in team history (2, Willie Parker).

In 2016, he set the Steelers' single-game rushing record in the regular season (236 yards, 12/11 at Buffalo) and in the postseason (170 yards, AFC Divisional Playoff 1/15/17 at Kansas City).

In 2016, he led the NFL with an average of 157.0 scrimmage yards per game, the team's single-season record and the third-highest single-season average in NFL history.

In 2016, he became the first player in NFL history to average 100 rushing yards and 50 receiving yards per game in a single season.

During the 2016 postseason, he set the NFL postseason record for the most rushing yards in a player's first two postseason games (337 yards).

During the 2016 postseason, he set the Steelers' record for most rushing yards in a single postseason (357 yards).

Reached 5,000 scrimmage yards in just 42 games, establishing a team record for the fewest games to reach 5,000 scrimmage yards.

Reached 6,000 scrimmage yards in his 47th career game, which is tied for the second-fewest games in NFL history (Eric Dickerson) to reach 6,000 career scrimmage yards.

Is one of only three players in team history (Franco Harris and Merril Hoge) to record at least 3,000 rushing yards and 1,500 receiving yards in their Steelers' career.

Reached 225 receptions in 47 career games, which is tied for the second fewest games (LaDainian Tomlinson) to reach 225 receptions by a running back since 1970.

Reached 2,000 receiving yards in his 47th career game, which is tied for the second-fewest games (Roger Craig and Chuck Foreman) to reach 2,000 receiving yards by a running back since 1970.

Became the first running back in team history to have two seasons with at least 70 receptions (2014 and 2016).

Holds the team record for most games with at least 200 scrimmage yards in a career (5).

Holds the team record for most yards from scrimmage in a player's first four years with the team (6,050).

Holds the team record for most rushing yards by a Steeler in their first two years with the team (2013-14, 2,221 yards).

Set the single-season team record for yards from scrimmage (2,215) in 2014.

Set the single-season team record for running backs in receptions (83) and receiving yards (854) in 2014.

Set the team single-season first down record (since 1991) with 114 total first downs in 2014.

Is a two-time Steelers' MVP (2014 and 2016).

Has earned two trips to the Pro Bowl (2014 and 2016).

In 2016, he earned Courtyard's Greatness on the Road™ Award for his Week 14 performance at Buffalo, where he set the Steelers' single-game rushing record during the regular season.

In 2016, he earned AFC Offensive Player of the Month honors (December/January).

Earned first-team Associated Press All-Pro honors in 2014 and earned second-team Associated Press All-Pro honors in 2016.

Named PFWA All-NFL in 2014 and was named to the PFWA All-AFC Teams in 2014 and 2016.

In 2014, he was named PFWA's Most Improved Player, named NFL 101 AFC Co-Offensive Player of the Year, named FedEx Ground Player of the Year, named NFL.com's Fantasy Player of the Year and was named ESPN.com's AFC North Most Valuable Player.

Named AFC Offensive Player of the Week twice (Week 14 in 2014 and Week 14 in 2016) and was named FedEx Ground Player of the Week four times (Weeks 3, 11 and 14 in 2014 and Week 14 in 2016).

Won the Joe Greene Great Performance Award, given annually to the team's top rookie in 2013.

Named Pepsi Next Rookie of the Week for Week 16 in 2013.

PRO (47-47/3-3): Designated as the Steelers' franchise player (Exclusive Franchise Tag) on February 27, 2017...activated from the Reserve/Suspended by Commissioner List on September 29, 2016...placed on the Reserve/Suspended by Commissioner List on September 3, 2016...placed on the Steelers' Reserve/Injured List on November 2, 2015, due to a right knee injury...activated from the Reserve/Suspended by Commissioner List on September 23, 2015...placed on the Reserve/Suspended by Commissioner List on September 5, 2015...originally drafted by the Steelers in the second round (48th overall) of the 2013 NFL Draft.

2016 (12-12/3-3): Started all 12 regular-season games that he played in, and also started the first three postseason contests of his career...during the regular season, he totaled 1,268 rushing yards, his second career season topping the 1,000-yard rushing mark (2014)...his 1,268 rushing yards were the ninth-most in a single-season in team history...his single regular-season career-high with a 4.9 yards per attempt average...his seven rushing touchdowns during the regular season were the second-most in a single-season in his career...topped the 100-yard rushing mark in a single game six times during the regular season, which are the most 100-yard games in a single regular season in his career...his 1,884 scrimmage yards during the regular season were the second-most in a single regular season in his career and the third-most scrimmage yards in a single season in team history...in his first two postseason contests, he set the NFL postseason record for the most rushing yards in a player's first two postseason games (337 yards)... his 357 rushing yards during the 2016 postseason set the franchise record for most rushing yards in a single postseason.

10/2 vs. Kansas City: Made his season debut, rushing for a game-high 144 yards on 18 carries, while adding 34 receiving yards on five receptions.

10/9 vs. N.Y. Jets: Totaled a game-high 154 yards from scrimmage...recorded at least 150 scrimmage yards in three straight regular-season games (second time in his career).

10/16 at Miami: Led the team in scrimmage yards (108), receptions (6) and receiving yards (55).

LE'VEON BELL

10/23 vs. New England: Totaled a game-high 149 scrimmage yards (81 rushing and 68 receiving)...recorded a single-game career-high 10 receptions...the 10 receptions are the second-most all-time in a single game by a running back in Steelers history (Harris, 9/19/82 vs. Cincinnati).

11/13 vs. Dallas: Totaled 134 scrimmage yards (57 rushing and 77 receiving), along with one rushing touchdown and one receiving touchdown...became the 15th player in team history to reach 20 rushing touchdowns.

11/20 at Cleveland: Recorded 201 scrimmage yards (146 rushing and 55 receiving)...marked his fourth career game with at least 200 scrimmage yards...scored on a one-yard run in the second quarter...totaled 135 scrimmage yards in the first half, a career-high in the opening half of any game...marked the first time since Barry Foster (11/22/92 vs. Indianapolis) that a Steelers running back had at least 135 yards from scrimmage in the first half of a game...set a career high for scrimmage yards in the first quarter (79)...caught seven passes in the first half, the most in a single first half in a game in his career.

11/24 at Indianapolis: Totaled game highs in rushing yards (120) and scrimmage yards (142), to go along with one rushing touchdown...surpassed 1,000 scrimmage yards for the third season in his career...recorded a five-yard touchdown in the first quarter...marked his third straight game with a rushing touchdown, the fourth such streak of his career.

12/4 vs. N.Y. Giants: Recorded game highs in rushing yards (118) and yards from scrimmage (182)...eclipsed the 100-yard mark in three straight games for the first time in his career.

12/11 at Buffalo: Named AFC Offensive Player of the Week and FedEx Ground Player of the Week...became the second player in NFL history to record at least 225 rushing yards, 50 receiving yards and three rushing touchdowns in a single game (Jim Brown, 11/19/61)...set the team single-game record by rushing for 236 yards on a single-game career-high 38 carries...tied the Steelers' single-game record with three rushing touchdowns...marked the 12th time in team history that a running back rushed for three touchdowns in a single game and first since 2015 (DeAngelo Williams, 9/20 vs. San Francisco)...recorded 298 yards from scrimmage, the second-most in a single game in team history (Antonio Brown, 306, 11/8/15 vs. Oakland)...

became the first Steeler since Willie Parker (4 games: 2006-07 seasons) to record at least 100 rushing yards in four straight games...marked the first time in his career that he recorded 100 rushing yards in four straight games...marked his 11th career game with 150 scrimmage yards and fifth career game with 200 scrimmage yards...his two rushing touchdowns in the first half were a career-high for an opening half...with 125 scrimmage yards in the first half, it marked the fifth time he totaled at least 100 scrimmage yards in the opening half of a game...his 80 scrimmage yards in the first quarter were the most in an opening quarter in any game in his career.

12/18 at Cincinnati: Totaled a game-high 131 scrimmage yards (93 rushing and 38 receiving)...with 329 rushing yards in his last two games, he has recorded the third-most rushing yards in any two-game span in team history...with 480 scrimmage yards in his last two games, he has recorded the fifth-most scrimmage yards in any two-game span in team history.

12/25 vs. Baltimore: Totaled a game-high 137 scrimmage yards (122 rushing and 15 receiving), to go along with two touchdowns, his sixth career multi-touchdown game...marked his 14th career 100-yard game...marked his 32nd career game with 100 scrimmage yards and his seventh straight game with at least 100 scrimmage yards (11th of the season in 12 games played)...his seven-game streak totaling at least 100 scrimmage yards is the second-longest streak of his career (eight games, 2014, 9/7-10/26).

AFC Wild Card Game 1/8 vs. Miami: Made his NFL postseason debut...rushed for 167 yards, and tied the team's single postseason game record with two rushing touchdowns...became the ninth player in NFL history with at least 25 carries for 150 rushing yards with two rushing touchdowns in a postseason game...had a game-high 174 scrimmage yards, which are the third-most scrimmage yards in a single postseason game in team history...became the ninth player to record a 100-yard rushing game in Steelers' postseason history...became the 11th Steeler in team history to score at least two rushing touchdowns in a single postseason game...his 57 rushing yards in the first quarter were the second-most in an opening quarter of a playoff game in team history (Kordell Stewart, 1/3/98 vs. New England).

AFC Divisional Playoff 1/15 at Kansas City: Set the Steelers' single postseason game rushing record (170

yards)...set the NFL postseason record for the most rushing yards in a player's first two postseason games... his 337 rushing yards over a two-game span in the postseason are the third-most rushing yards in any two-game span in NFL postseason history in a single postseason...became the sixth running back in NFL postseason history to record at least 300 rushing yards in a two-game span in a single postseason...became the second player in team history (Harris) and fourth player in NFL postseason history to record at least 150 rushing yards in back-to-back postseason games... became the fourth player in Steelers' postseason history to record at least 100 rushing yards in back-to-back playoff games, and became the second player in team postseason history to record at least 150 yards from scrimmage in consecutive postseason games...became the first player in Steelers' postseason history to rush for at least 100 yards in the first half of a playoff game.

AFC Championship Game 1/22 at New England: Left the game in the second quarter due to a left groin injury and did not return...with 357 rushing yards in the post-season, he recorded the most rushing yards in any single postseason in Steelers history...his 357 rushing yards in his first three career postseason games are the fourth-most in NFL history in a player's first three postseason contests...his 357 rushing yards are the eighth-most rushing yards in a single NFL postseason... his 360 scrimmage yards are the third-most in a single postseason in team history.

2015 (6-6/0-0): Started all six games that he played in, before being placed on the team's Reserve/Injured List due to a right knee injury on November 2...averaged a single-season career-high 4.9 yards per carry.

9/27 at St. Louis: Totaled 132 scrimmage yards (62 rushing and 70 receiving) with one rushing score, his 20th career touchdown, in his season debut.

10/1 vs. Baltimore: Rushed for 129 yards and recorded 21 receiving yards...surpassed Foster for the sixth-most rushing yards in team history...surpassed Walter Abercrombie for the seventh-most receptions by a running back in team history.

10/12 at San Diego: Scored on a one-yard run as time expired to lift the Steelers to a 24-20 win...totaled 127 yards from scrimmage, his fourth straight regular-season game that he has played in with at least 100 yards from scrimmage...totaled 105 yards from

scrimmage in the first half, the third time he recorded 100-yards from scrimmage in the first half of a game in his career...set a career-high with 89 rushing yards in the first half...became the first Steeler with at least 85 rushing yards in the first half of a game since Isaac Redman (11/4/12)...tied Barry Sanders (494) for the most yards from scrimmage in a player's first three Monday Night Football games...tied Dick Hoak for the sixth-most receptions by a Steelers' running back... surpassed Abercrombie for the sixth-most receiving yards by a running back in team history.

10/25 at Kansas City: Recorded his eighth career 100-yard game, rushing for 121 yards...extended his consecutive games streak with at least a 20-yard run to five games...totaled 137 scrimmage yards, the 21st game of his career with at least 100 scrimmage yards... reached 500 rushing yards for the third straight season, becoming the first Steeler to do so since Mendenhall (2009-11)...tied Fran Rogel for the fifth-most receptions by a running back in team history.

11/1 vs. Cincinnati: Left the game in the second quarter due to a right knee injury and did not return...prior to his injury, took over sole possession of fifth place on the team's all-time receptions chart by a running back.

2014

(16-16/0-0): Started all 16 games during the regular season for the first time in his NFL career...was inactive for the lone postseason game due to a knee injury sustained Week 17 vs. Cincinnati...set single-season career-highs in rushing yards (1,361), receptions (83), receiving yards (854), receiving touchdowns (3) and tied his single-season career-high with eight rushing touchdowns...became the first Steeler since 2007 (Parker) to rush for 1,300 yards in a single season...became the third running back in team history to record 500 receiving yards in a single season...became the first Steeler in team history to eclipse 2,000 scrimmage yards in the first 14 games of a season and just the second Steeler in team history to reach 2,000 scrimmage yards in a single season (Foster, 1992)...joined Harris, Foster, Bettis and Rashard Mendenhall as the fifth Steelers player to record at least eight rushing touchdowns in back-to-back seasons...became the first Steelers running back since 2006 (Parker) to have three receiving touchdowns in a single season...at the time, joined Marshall Faulk (1999) as the only players in NFL history to rush for 1,350 yards and record 850 receiving yards in a single-season...at the time, became the third player in NFL

LE'VEON BELL

history (Barry Sanders, 1994, and Faulk, 2000) to eclipse 2,000 scrimmage yards in a season without fumbling...rushed for the fifth-most yards (1,361) in a single season in team history....recorded at least 100 scrimmage yards in 13 games, the second-most in a single season by a Steeler.

9/7 vs. Cleveland: Started for the first time in a season opener in his career...totaled 109 rushing yards on 21 carries with one rushing touchdown...the touchdown was a 38-yarder, the longest rushing touchdown of his career...rushed for at least one touchdown in four straight regular-season games, the longest team streak since Bettis in 2004...his six receptions tied for the team lead...eclipsed 100 rushing yards and 50 receiving yards in the same contest for the first time in his career...marked just the 10th time in team history that a running back totaled at least 100 rushing yards and 50 receiving yards in the same game and the first time since Amos Zereoue in 2002.

9/11 at Baltimore: Totaled 107 yards from scrimmage (59 rushing and 48 receiving)...passed the 1,000 rushing yard mark in his career and reached the 1,500 scrimmage yard mark for his career.

9/21 at Carolina: Named FedEx Ground Player of the Week after totaling 147 rushing yards on 21 carries...recorded a career-long 81-yard rush in the third quarter...marked the first 80-plus yard rush by a Steeler since Willie Parker in 2005.

10/20 vs. Houston: Eclipsed 100 yards from scrimmage in the first half for the second time in his career with 110 scrimmage yards (127, vs. Cleveland, 9/7/14)...recorded a two-yard touchdown reception, his first career receiving touchdown.

10/26 vs. Indianapolis: Totaled 148 scrimmage yards...became the first player in team history to open the season with 100 yards from scrimmage in each of the first eight games...his eight-game streak was also the longest since 1992 (Foster, 10 games)...recorded a run of 10 or more yards for the 10th straight game, the longest streak since Bettis (11 games, 2001-02).

11/2 vs. Baltimore: Caught a five-yard touchdown pass in the second quarter, his second receiving touchdown of the season.

11/17 at Tennessee: Named FedEx Ground Player of the Week after establishing a then career-high in rushing yards (204)...became the first Steeler since Willie Parker (2006) to eclipse 200 yards from scrimmage

in a single game...became the fourth player in team history to record 200 rushing yards in a single game.

11/30 vs. New Orleans: Established a single-game career-high in receiving yards (159)...his 159 receiving yards are the most by a running back in team history in a single game...became just the third running back in team history to have 100 receiving yards in a single game...totaled 254 yards from scrimmage...became the first player in team history to have back-to-back games with at least 200 scrimmage yards...became the first player in team history with 150 receiving yards and 50 rushing yards in the same game...totaled 95 rushing yards with one score, a one-yard run...rushed for 71 yards in the first quarter, a personal best in the opening quarter of a game...set a career-long reception of 48 yards...became the first player since 2007 (Parker) to record 10 games in a single season with 100 scrimmage yards.

12/7 at Cincinnati: Named FedEx Ground Player of the Week...totaled 235 yards from scrimmage to join Walter Payton (1977) as just the second player in league history to record three straight 200 yards from scrimmage games...rushed for 185 yards, his fifth career 100-yard game...recorded three total touchdowns (two rushing, one receiving)...became the sixth player in team history to have two rushing touchdowns and one receiving touchdown in the same game and first player since 2008 (Mewelde Moore, 10/19 at Cincinnati).

12/14 at Atlanta: Totaled 119 scrimmage yards (47 rushing, 72 receiving) with two rushing touchdowns...became the seventh player in team history to record two rushing touchdowns in back-to-back games and the first since 2002 (Bettis)...marked his third career multi-touchdown game...became the first Steeler with five total touchdowns over a two-game span in a single season since 1990 (Eric Green).

12/21 vs. Kansas City: Tallied 72 yards from scrimmage with one rushing touchdown...had a rushing touchdown in five straight games, a career-best streak...became the third player in team history to rush for a touchdown in five straight games (Harris, Willie Asbury).

12/28 vs. Cincinnati: Totaled 100 scrimmage yards (80 receiving, 20 rushing) before leaving the game in the third quarter with a knee injury, and not returning.

2013

[13-13]: Started the final 13 games of the season, after being inactive for the first

three games due to a right foot injury suffered in the second game of the preseason...set the single-season franchise record by a rookie, as he totaled 1,259 yards from scrimmage...became the third Steelers' rookie to rush for at least 800 yards (860) during the regular season (Harris, 1,055 and Bam Morris, 836)...became the second Steelers' rookie to record at least 90 yards from scrimmage in eight games in a regular season since 1960 (Harris, 8)...finished with eight rushing touchdowns on the season, which tied for second among Steelers' rookies in rushing touchdowns in a debut season...became the third rookie in team history to reach 1,000 scrimmage yards in their debut season.

9/29 vs. Minnesota: Made his NFL debut and became the first Steelers' rookie to rush for two touchdowns in a game since Morris (12/4/94 at Cincinnati).

12/15 vs. Cincinnati: Recorded 107 yards from scrimmage...registered a one-yard touchdown run...converted a fourth-and-four with a 16-yard edge run in the first quarter.

12/22 at Green Bay: Named Pepsi Next NFL Rookie of the Week...totaled 124 rushing yards on 26 carries with one touchdown...marked his first career 100-yard rushing game and became the Steelers' first 100-yard rusher in 23 regular-season games...became the first Steelers' rookie to rush for 100 yards since Willie Parker in 2004.

12/29 vs. Cleveland: Totaled 96 yards from scrimmage...marked his third straight game with 90+ yards from scrimmage, becoming the second Steelers' rookie to record at least 90 yards from scrimmage in three straight games since 1960...became the first Steelers' running back to record at least one rushing touchdown in three straight games since Mendenhall (2010).

COLLEGE

Appeared in 40 games (2010-12), starting his final 19 contests at Michigan State...carried 671 times for 3,346 yards with 33 rushing touchdowns...had 78 receptions for 531 yards with one receiving touchdown...totaled 4,114 all-purpose yards, which was then the ninth-best total in school history...his rushing attempts ranked sixth in school history at the time...his 3,346 rushing yards ranked seventh in school annals at the time...his 33 rushing touchdowns were sixth on the team's all-time record chart at the time...his 34 total touchdowns were tied for fifth in school annals at the time...in 2012, was a consensus All-Big Ten Conference first-team choice and Doak Walker Award semifinalist, and was named All-America honorable mention by *Sports Illustrated*...also in 2012, won the Big Ten rushing title, averaging 137.92 yards per game, the third-best mark in the NCAA FBS, to become the first Spartan to win the Big Ten overall rushing title since Tico Duckett in 1990...in 2011, was named All-Big Ten Conference honorable mention by the league's coaches and media...earned Big Ten Conference All-Freshman honors from ESPN.com and Rivals.com in 2010...majored in sociology.

PERSONAL

Attended Madison High School (Groveport, Ohio), where he lettered three times in football, and also excelled in basketball and track and field...as a senior, accounted for 1,750 all-purpose yards with total 25 touchdowns...the Super Prep and Prep Star All-Midwest pick and first-team All-OCC pick carried 200 times for 1,333 yards with 21 rushing touchdowns as a senior...amassed 1,100 rushing yards with 13 touchdowns to again earn All-OCC recognition as a junior...first earned postseason honors as a sophomore as the All-Ohio Capital Conference second-team choice scored nine rushing touchdowns with 789 rushing yards...son of Lisa A. Bell...Full name: Le'Veon Andrew Bell.

BELL'S 2016 Game-by-Game Statistics

Date	Opponent	GP	RUSHING							RECEIVING					
			GS	Att	Yds	Avg	Lg	TD	No	Yds	Avg	Lg	TD		
9/3 - 9/25													RESERVE/SUSPENDED BY COMMISSIONER		
10/2	KANSAS CITY	1	1	18	144	8.0	44	0	5	34	6.8	17	0		
10/9	N.Y. JETS	1	1	20	66	3.3	10	0	9	88	9.8	16	0		
10/16	at Miami	1	1	10	53	5.3	13	0	6	55	9.2	18	0		
10/23	NEW ENGLAND	1	1	21	81	3.9	12	0	10	68	6.8	22	0		
11/6	at Baltimore	1	1	14	32	2.3	13	0	6	38	6.3	12	0		
11/13	DALLAS	1	1	17	57	3.4	16	1	9	77	8.6	23	1		
11/20	at Cleveland	1	1	28	146	5.2	12	1	8	55	6.9	19	0		
11/24	at Indianapolis	1	1	23	120	5.2	12	1	4	22	5.5	10	0		
12/4	N.Y. GIANTS	1	1	29	118	4.1	19	0	6	64	10.7	21	0		

LE'VEON BELL

BELL'S 2016 Game-by-Game Statistics (Continued)

Date	Opponent	GP	GS	RUSHING					RECEIVING				
				Att	Yds	Avg	Lg	TD	No	Yds	Avg	Lg	TD
12/11	at Buffalo	1	1	38	236	6.2	33	3	4	62	15.5	32	0
12/18	at Cincinnati	1	1	23	93	4.0	12	0	5	38	7.6	10	0
12/25	BALTIMORE	1	1	20	122	6.1	23	1	3	15	5.0	7	1
1/1	CLEVELAND												
				INACTIVE									
SEASON TOTALS		12	12	261	1,268	4.9	44	7	75	616	8.2	32	2

POSTSEASON TOTALS

1/8	MIAMI	1	1	29	167	5.8	26	2	2	7	3.5	4	0
1/15	at Kansas City	1	1	30	170	5.7	38	0	2	-4	-2.0	-1	0
1/22	at New England	1	1	6	20	3.3	6	0	0	0	0.0	0	0
POSTSEASON TOTALS		3	3	65	357	5.5	38	2	4	3	0.8	4	0

BELL'S 2015 Game-by-Game Statistics

Date	Opponent	GP	GS	RUSHING					RECEIVING				
				Att	Yds	Avg	Lg	TD	No	Yds	Avg	Lg	TD
9/10	at New England												
				RESERVE/SUSPENDED LIST									
9/20	SAN FRANCISCO												
				RESERVE/SUSPENDED LIST									
9/27	at St. Louis	1	1	19	62	3.3	23	1	7	70	10.0	20	0
10/1	BALTIMORE	1	1	22	129	5.9	22	1	7	21	3.0	9	0
10/12	at San Diego	1	1	21	111	5.3	32	1	4	16	4.0	9	0
10/18	ARIZONA	1	1	24	88	3.7	22	0	0	0	0.0	0	0
10/25	at Kansas City	1	1	17	121	7.1	42	0	4	16	4.0	7	0
11/1	CINCINNATI	1	1	10	45	4.5	7	0	2	13	6.5	8	0
11/2 - SEASON				RESERVE/INJURED LIST									
SEASON TOTALS		6	6	113	556	4.9	42	3	24	136	5.7	20	0

BELL'S 2014 Game-by-Game Statistics

Date	Opponent	GP	GS	RUSHING					RECEIVING				
				Att	Yds	Avg	Lg	TD	No	Yds	Avg	Lg	TD
9/7	CLEVELAND	1	1	21	109	5.2	38	1	6	88	14.7	30	0
9/11	at Baltimore	1	1	11	59	5.4	21	0	5	48	9.6	19	0
9/21	at Carolina	1	1	21	147	7.0	81	0	2	10	5.0	12	0
9/28	TAMPA BAY	1	1	19	63	3.3	16	0	6	46	7.7	17	0
10/5	at Jacksonville	1	1	15	82	5.5	29	0	5	36	7.2	12	0
10/12	at Cleveland	1	1	18	82	4.6	12	0	4	23	5.8	16	0
10/20	HOUSTON	1	1	12	57	4.8	20	0	8	88	11.0	43	1
10/26	INDIANAPOLIS	1	1	24	92	3.8	17	0	6	56	9.3	17	0
11/2	BALTIMORE	1	1	10	20	2.0	5	0	5	38	7.6	12	1
11/9	at N.Y. Jets	1	1	11	36	3.3	8	0	8	33	4.1	10	0
11/17	at Tennessee	1	1	33	204	6.2	27	1	2	18	9.0	10	0
11/30	NEW ORLEANS	1	1	21	95	4.5	18	1	8	159	19.9	48	0
12/7	at Cincinnati	1	1	26	185	7.1	53	2	6	50	8.3	10	1
12/14	at Atlanta	1	1	20	47	2.4	13	2	5	72	14.4	44	0
12/21	KANSAS CITY	1	1	20	63	3.2	7	1	1	9	9.0	9	0
12/28	CINCINNATI	1	1	8	20	2.5	6	0	6	80	13.3	26	0
SEASON TOTALS		16	16	290	1,361	4.7	81	8	83	854	10.3	48	3

POSTSEASON

1/3	BALTIMORE												
				INACTIVE									
POSTSEASON TOTALS		0	0	0	0	0.0	0	0	0	0	0.0	0	0

BELL'S 2013 Game-by-Game Statistics

Date	Opponent	GP	GS	RUSHING					RECEIVING				
				Att	Yds	Avg	Lg	TD	No	Yds	Avg	Lg	TD
9/8	TENNESSEE												
				INACTIVE									
9/16	at Cincinnati												
				INACTIVE									
9/22	CHICAGO												
				INACTIVE									
9/29	vs. Minnesota	1	1	16	57	3.6	11	2	4	27	6.8	19	0
10/13	at N.Y. Jets	1	1	16	34	2.1	7	0	3	22	7.3	12	0
10/20	BALTIMORE	1	1	19	93	4.9	11	0	1	6	6.0	6	0

BELL'S 2013 Game-by-Game Statistics (Continued)

Date	Opponent	GP	GS	RUSHING					TD	No	Yds	RECEIVING			TD
				Att	Yds	Avg	Lg	Yds				Avg	Lg		
10/27	at Oakland	1	1	13	24	1.8	8	1	5	27	5.4	11	0		
11/3	at New England	1	1	16	74	4.6	25	0	4	65	16.3	29	0		
11/10	BUFFALO	1	1	22	57	2.6	9	1	3	39	13.0	34	0		
11/17	DETROIT	1	1	18	36	2.0	13	0	4	52	13.0	43	0		
11/24	at Cleveland	1	1	23	80	3.5	13	0	2	18	9.0	11	0		
11/28	at Baltimore	1	1	16	73	4.6	43	1	7	63	9.0	29	0		
12/8	MIAMI	1	1	15	61	4.1	9	0	5	19	3.8	10	0		
12/15	CINCINNATI	1	1	24	57	2.4	8	1	5	50	10.0	17	0		
12/22	at Green Bay	1	1	26	124	4.8	25	1	1	5	5.0	5	0		
12/29	CLEVELAND	1	1	20	90	4.5	15	1	1	6	6.0	6	0		
SEASON TOTALS		13	13	224	860	3.5	43	8	45	399	8.9	43	0		

BELL'S Career Totals

Year	Team	GP	GS	RUSHING					TD	No	Yds	RECEIVING			TD
				Att	Yds	Avg	Lg	Yds				Avg	Lg		
2013	Pittsburgh	13	13	224	860	3.5	43	8	45	399	8.9	43	0		
2014	Pittsburgh	16	16	290	1,361	4.7	81	8	83	854	10.3	48	3		
2015	Pittsburgh	6	6	113	556	4.9	42	3	24	136	5.7	20	0		
2016	Pittsburgh	12	12	261	1,268	4.9	44	7	75	616	8.2	32	2		
NFL TOTALS		47	47	908	4,045	4.5	81	26	227	2,005	8.8	48	5		

REGULAR-SEASON SINGLE-GAME HIGHS:

Attempts: 38, at Buffalo, 12/11/16; **Yards:** 236, at Buffalo, 12/11/16; **Avg. (Min. 10 Att.):** 8.0, vs. Kansas City, 10/2/16; **Long:** 81, at Carolina, 9/21/14; **Touchdowns:** 3, at Buffalo, 12/11/16; **Receptions:** 10, vs. New England, 10/23/16; **Receiving Yards:** 159, vs. New Orleans, 11/30/14; **Receiving Long:** 48, vs. New Orleans, 11/30/14; **Receiving Touchdowns:** 1, five times, last vs. Baltimore, 12/25/16.

POSTSEASON

Year	Team	GP	GS	RUSHING					TD	No	Yds	RECEIVING			TD
				Att	Yds	Avg	Lg	Yds				Avg	Lg		
2014	Pittsburgh	INACTIVE													
2015	Pittsburgh	RESERVE/INJURED LIST													
2016	Pittsburgh	3	3	65	357	5.5	38	2	4	3	0.8	4	0		
NFL TOTALS		3	3	65	357	5.5	38	2	4	3	0.8	4	0		

BELL'S 100 Yard Rushing Games

REGULAR SEASON (14)								POSTSEASON (2)						
Date	Opponent	Att	Yds	Avg	TDs	Result		Date	Opponent	Att	Yds	Avg	TDs	Result
12/22/13	at Green Bay	26	124	4.8	1	W, 38-31		1/8/17	MIAMI	29	167	5.8	2	W, 30-12
9/7/14	CLEVELAND	21	109	5.2	1	W, 30-27		1/15/17	at Kansas City	30	170	5.7	0	W, 18-16
9/21/14	at Carolina	21	147	7.0	0	W, 37-19								
11/17/14	at Tennessee	33	204	6.2	1	W, 27-24								
12/7/14	at Cincinnati	26	185	7.1	2	W, 42-21								
10/1/15	BALTIMORE	22	129	5.9	1	L, 20-23 OT								
10/12/15	at San Diego	21	111	5.3	1	W, 24-20								
10/25/15	at Kansas City	17	121	7.1	0	L, 23-13								
10/2/16	KANSAS CITY	18	144	8.0	0	W, 43-14								
11/20/16	at Cleveland	28	146	5.2	1	W, 24-9								
11/24/16	at Indianapolis	23	120	5.2	1	W, 28-7								
12/4/16	N.Y. GIANTS	29	118	4.1	0	W, 24-14								
12/11/16	at Buffalo	38	236	6.2	3	W, 27-20								
12/25/16	BALTIMORE	20	122	6.1	1	W, 31-27								



JORDAN BERRY *Punter*

HEIGHT: 6-5
 WEIGHT: 195
 COLLEGE: Eastern Kentucky
 BORN: March 18, 1991

BIRTHPLACE: Melbourne,
 Victoria, Australia
 HOW ACQUIRED: FA – '15
 NFL EXPERIENCE: 3rd year

PRO (32-0/5-0): Signed with the Steelers on April 14, 2015.

2016 (16-0/3-0): Saw action in all 16 games during the regular season and in all three post-season contests...set the team's single regular-season record for highest net punting average [40.2]...became the seventh Steeler in team history to land 50 punts inside the opponent's 20-yard line in their regular-season career.

9/18 vs. Cincinnati: Landed a season-high five punts inside the opponent's 20-yard line.

9/25 at Philadelphia: Set single-game career highs with a punting average of 55.0 and a net punting average of 49.7 on three punts.

10/9 vs. N.Y. Jets: Recorded his sixth career game with at least five downed punts inside the opponent's 20-yard line.

1/1/ vs. Cleveland: Had a season-long 64-yard punt.

COLLEGE Finished his Eastern Kentucky career (2010-13) with 229 punts for 9,509 yards for an average of 41.0 yards per punt...in 2013, registered a career-best and set the single-season school record with a 43.8 yards per punt average, while also connecting on a career-long punt of 77 yards...led the conference in punts inside the 20-yard line [19] in 2012, while earning the team's Special Teams Player of the Year award...named first-team All-OVC in 2011, and was named second-team All-OVC and to the OVC's All-Newcomer team in 2010...majored in physical education.

PERSONAL Attended Melbourne High School [South Yarra, Victoria, Australia]...played club American football for the Western Crusaders in 2008...was a starter on the Australian national team for the 2009 Junior World Championship of American Football qualifier against New Zealand...played Australian football in 2007 and 2008 for Melbourne High, Aberfeldie Football Club and Calder Cannons Football Club...son of Jason and Louise Berry... Full name: Jordan Thomas Berry.

BERRY'S 2016 Game-by-Game Statistics

Date	Opponent	GP	No	Yds	Avg	Ret	Yds	Net	TB	In 20	Lg	Blk
9/12	at Washington	1	2	107	53.5	1	17	45.0	0	0	61	0
9/18	CINCINNATI	1	8	377	47.1	3	19	42.3	1	5	58	0
9/25	at Philadelphia	1	3	165	55.0	2	16	49.7	0	1	63	0
10/2	KANSAS CITY	1	5	211	42.2	2	20	38.2	0	1	52	0
10/9	N.Y. JETS	1	3	139	46.3	0	0	46.3	0	3	52	0
10/16	at Miami	1	5	180	36.0	2	26	30.8	0	2	49	0
10/23	NEW ENGLAND	1	4	195	48.8	3	28	41.8	0	1	55	0
11/6	at Baltimore	1	9	431	47.9	3	15	41.6	0	2	61	1
11/13	DALLAS	1	4	174	43.5	2	44	32.5	0	2	57	0
11/20	at Cleveland	1	3	150	50.0	3	32	39.3	0	0	57	0
11/24	at Indianapolis	1	4	177	44.3	0	0	39.3	1	1	54	0
12/4	N.Y. GIANTS	1	4	148	37.0	1	1	36.8	0	2	44	0
12/11	at Buffalo	1	2	101	50.5	1	0	40.5	1	1	56	0
12/18	at Cincinnati	1	1	40	40.0	0	0	40.0	0	1	40	0
12/25	BALTIMORE	1	3	137	45.7	2	25	37.3	0	1	55	0
1/1	CLEVELAND	1	8	368	46.0	3	26	42.8	0	2	64	0
SEASON TOTALS		16	68	3,100	45.6	28	269	40.2	3	25	64	1

POSTSEASON												
1/8	MIAMI	1	2	79	39.5	1	9	35.0	0	0	42	0
1/15	at Kansas City	1	1	35	35.0	0	0	35.0	0	0	35	0
1/22	at New England	1	4	154	38.5	0	0	33.5	1	2	47	0
POSTSEASON TOTALS		3	7	268	38.3	1	9	34.1	1	2	47	0

BERRY'S Career Totals**REGULAR SEASON**

Year	Team	GP	No	Yds	Avg	Ret	Yds	Net	TB	In 20	Lg	Blk
2015	Pittsburgh	16	59	2,511	42.6	19	165	39.1	2	28	79	0
2016	Pittsburgh	16	68	3,100	45.6	28	269	40.2	3	25	64	1
NFL TOTALS		32	127	5,611	44.2	47	434	39.7	5	53	79	1

Career Regular-Season Special Teams Tackles (1): 1 in '15.

POSTSEASON

Year	Team	GP	No	Yds	Avg	Ret	Yds	Net	TB	In 20	Lg	Blk
2015	Pittsburgh	2	13	531	40.9	3	76	33.5	1	4	52	0
2016	Pittsburgh	3	7	268	38.3	1	9	34.1	1	2	47	0
NFL TOTALS		5	20	799	40.0	4	85	33.7	2	6	52	0



9

CHRIS BOSWELL *Kicker*

HEIGHT: 6-2

WEIGHT: 185

COLLEGE: Rice

BORN: March 16, 1991

BIRTHPLACE: Fort Worth, Texas

HOW ACQUIRED: FA – '15

NFL EXPERIENCE: 3rd year

CAREER HIGHLIGHTS

In 2016, tied the franchise record for most field goals made in a regular-season game (six, 12/18 at Cincinnati).

During the 2016 postseason, set the NFL and Steelers' record for most field goals made in a single postseason game (six, AFC Divisional Playoff 1/15 at Kansas City).

Set the team record for most field goals made (8) in a single postseason in team history during the 2016 postseason.

During the 2016 postseason, became the first player in NFL postseason history to convert each of his first 15 field goal attempts.

Named AFC Special Teams Player of the Month (December/January) and AFC Special Teams Player of the Week (Week 6) during the 2015 season.

Set a Steelers' record for the most field goals made by a rookie/first-year player in a single regular season with 29 in 2015.

Set the team record for most points (113) by a rookie/first-year player in a single regular season in 2015.

His 90.6 field goal percentage in 2015 ranked first among rookie/first-year players in team history (min. 10 attempts) in a single season.

PRO

[12-0-2-0]: Signed with the Steelers on October 3, 2015...released by the N.Y. Giants on September 5, 2015...signed by the Giants on September 2, 2015...released by the Giants on August 16, 2015...signed by the Giants on January 7, 2015...released from the Houston Texans' practice squad on September 30, 2014...added to the Texans' practice squad on September 24, 2014...released by the Texans on August 30, 2014...originally signed with the Texans as an undrafted rookie agent on May 16, 2014.

2016

[15-0/3-0]: Played in 15 games during the regular season (inactive due to an abdominal injury 12/4 vs. N.Y. Giants) and in all three post-season contests...connected on a single-season career-high 11 made field goals from 40-49 yards during the regular season...also was a perfect 36-of-36 on PATs during the regular season...during the regular season, he totaled a single-season career-high 49 touchbacks...was a perfect 8-of-8 on FGs during the postseason, setting a franchise record for most field goals made in a single postseason in team history.

12/18 at Cincinnati: Set the franchise record for most field goals made from 40 yards or longer in a single game (5)...since 1960, his five made field goals from 40 yards or longer are tied for the most in a single game in NFL history (Mason Crosby, 11/22/15).

12/25 vs. Baltimore: Became the ninth player in Steelers history with at least 50 field goals made.

AFC Divisional Playoff 1/15 at Kansas City: Set the NFL and Steelers' record for most field goals made in a single postseason game (6)...became the first Steeler to record multiple games with at least four made field goals during the postseason.

AFC Championship Game 1/22 at New England: His 15 made field goals during the postseason are the second-most in Steelers' playoff history.

COLLEGE

Saw action in 51 games for Rice (2010-13), both as a kicker and punter...finished his career 65-of-88 on field goals and 164-172 on PATs for a total of 359 points...at the time, his 65 field goals and 164 PATs were both school records...at the time, his 65 career field goals were also the third-most in Conference USA history...added 16 punts for 647 yards (40.4 avg.)...in 2013, was selected to play in the Senior Bowl, and he was named Conference USA Special Teams Player of the Week three times...set then school single-season records for field goals (23) and points (114) in 2012...in 2011, was named first-team All-Conference USA by Rivals.com, second-team by Phil Steele and was an honorable mention selection

by Conference USA coaches...earned All-Freshman honors from league coaches in 2010...majored in kinesiology.

PERSONAL

Attended Fossil Ridge High School (Forth Worth, Texas)...was a four-time, All-District 5-5A selection...converted on 39-of-43

field goals in his career and was perfect on 172 career PAT attempts...named AP All-State first team and to the Texas Sportswriters Association Class 5A All-State second team as a senior...selected to play in the 2009 US Army All-American Bowl in San Antonio...also played baseball and soccer...son of Rick and Dawn Boswell... Full name: Christopher Lynn Boswell.

BOSWELL'S 2016 Game-by-Game Statistics

SCORING

Date	Opponent	G	FG	FGA	Pct.	Lg	Blk	XP	XPA	Pct.	Blk	Pts
9/12	at Washington	1	1	1	100.0	46	0	5	5	100.0	0	8
9/18	CINCINNATI	1	1	1	100.0	49	0	3	3	100.0	0	6
9/25	at Philadelphia	1	1	2	50.0	40	1	0	0	0.0	0	3
10/2	KANSAS CITY	1	0	0	0.0	0	0	5	5	100.0	0	5
10/9	N.Y. JETS	1	1	1	100.0	47	0	4	4	100.0	0	7
10/16	at Miami	1	0	0	0.0	0	0	1	1	100.0	0	1
10/23	NEW ENGLAND	1	3	5	60.0	46	0	1	1	100.0	0	10
11/6	at Baltimore	1	0	0	0.0	0	0	2	2	100.0	0	2
11/13	DALLAS	1	2	3	66.7	39	0	0	0	0.0	0	6
11/20	at Cleveland	1	3	3	100.0	33	0	1	1	100.0	0	10
11/24	at Indianapolis	1	0	0	0.0	0	0	4	4	100.0	0	4
12/4	N.Y. GIANTS											
INACTIVE												
12/11	at Buffalo	1	2	2	100.0	39	0	3	3	100.0		9
12/18	at Cincinnati	1	6	6	100.0	49	0	0	0	0.0	0	18
12/25	BALTIMORE	1	1	1	100.0	36	0	4	4	100.0	0	7
1/1	CLEVELAND	1	0	0	0.0	0	0	3	3	100.0	0	3
SEASON TOTALS		15	21	25	84.0	49	1	36	36	100.0	0	99

POSTSEASON

1/8	MIAMI	1	1	1	100.0	34	0	3	4	75.0	0	6
1/15	at Kansas City	1	6	6	100.0	45	0	0	0	0.0	0	18
1/22	at New England	1	1	1	100.0	23	0	0	1	0.0	0	3
POSTSEASON TOTALS		3	8	8	100.0	45	0	3	5	60.0	0	27

BOSWELL'S 2016 Game-by-Game Statistics (Continued)

FIELD GOALS

Date	Opponent	1-19	Pct.	20-29	Pct.	30-39	Pct.	40-49	Pct.	50+	Pct.
9/12	at Washington	0-0	0.0	0-0	0.0	0-0	0.0	1-1	100.0	0-0	0.0
9/18	CINCINNATI	0-0	0.0	0-0	0.0	0-0	0.0	1-1	100.0	0-0	0.0
9/25	at Philadelphia	0-0	0.0	0-0	0.0	0-1	0.0	1-1	100.0	0-0	0.0
10/2	KANSAS CITY	0-0	0.0	0-0	0.0	0-0	0.0	0-0	0.0	0-0	0.0
10/9	N.Y. JETS	0-0	0.0	0-0	0.0	0-0	0.0	1-1	100.0	0-0	0.0
10/16	at Miami	0-0	0.0	0-0	0.0	0-0	0.0	0-0	0.0	0-0	0.0
10/23	NEW ENGLAND	0-0	0.0	0-0	0.0	1-1	100.0	2-3	66.7	0-1	0.0
11/6	at Baltimore	0-0	0.0	0-0	0.0	0-0	0.0	0-0	0.0	0-0	0.0
11/13	DALLAS	0-0	0.0	1-1	100.0	1-1	100.0	0-0	0.0	0-1	0.0
11/20	at Cleveland	0-0	0.0	1-1	100.0	2-2	100.0	0-0	0.0	0-0	0.0
11/24	at Indianapolis	0-0	0.0	0-0	0.0	0-0	0.0	0-0	0.0	0-0	0.0
12/4	N.Y. GIANTS										
INACTIVE											
12/11	at Buffalo	0-0	0.0	0-0	0.0	2-2	100.0	0-0	0.0	0-0	0.0
12/18	at Cincinnati	0-0	0.0	0-0	0.0	1-1	100.0	5-5	100.0	0-0	0.0
12/25	BALTIMORE	0-0	0.0	0-0	0.0	1-1	100.0	0-0	0.0	0-0	0.0
1/1	CLEVELAND	0-0	0.0	0-0	0.0	0-0	0.0	0-0	0.0	0-0	0.0
SEASON TOTALS		0-0	0.0	2-2	100.0	8-9	88.9	11-12	91.7	0-2	0.0
POSTSEASON											
1/8	MIAMI	0-0	0.0	0-0	0.0	1-1	100.0	0-0	0.0	0-0	0.0
1/15	at Kansas City	0-0	0.0	1-1	100.0	2-2	100.0	3-3	100.0	0-0	0.0
1/22	at New England	0-0	0.0	1-1	100.0	0-0	0.0	0-0	0.0	0-0	0.0
POSTSEASON TOTALS		0-0	0.0	2-2	100.0	3-3	100.0	3-3	100.0	0-0	0.0

CHRIS BOSWELL

BOSWELL'S Career Totals

REGULAR SEASON

SCORING

Year	Team	G	FG	FGA	Pct.	Lg	Blk	XP	XPA	Pct.	Blk	Pts
2015	Pittsburgh	12	29	32	90.6	51	0	26	27	96.3	0	113
2016	Pittsburgh	15	21	25	84.0	49	1	36	36	100.0	0	99
NFL TOTALS		27	50	57	87.7	51	1	62	63	98.4	0	212

FIELD GOALS

Year	Team	1-19	Pct.	20-29	Pct.	30-39	Pct.	40-49	Pct.	50+	Pct.
2015	Pittsburgh	1-1	100.0	9-9	100.0	8-8	100.0	9-12	75.0	2-2	100.0
2016	Pittsburgh	0-0	0.0	2-2	100.0	8-9	88.9	11-12	91.7	0-2	0.0
NFL TOTALS		1-1	100.0	11-11	100.0	16-17	94.1	20-24	83.3	2-4	50.0

Career Regular-Season Special Teams Tackles (3): 2 in '15 and 1 in '16.

Additional Statistics: Has one career game-winning field goal in the regular season (18 yards, 11/8/15 vs. Oakland).

POSTSEASON

SCORING

Year	Team	G	FG	FGA	Pct.	Lg	Blk	XP	XPA	Pct.	Blk	Pts
2015	Pittsburgh	2	7	7	100.0	47	0	1	1	100.0	0	22
2016	Pittsburgh	3	8	8	100.0	45	0	3	5	60.0	0	27
NFL TOTALS		5	15	15	100.0	47	0	4	6	66.7	0	49

FIELD GOALS

Year	Team	1-19	Pct.	20-29	Pct.	30-39	Pct.	40-49	Pct.	50+	Pct.
2015	Pittsburgh	0-0	0.0	1-1	100.0	4-4	100.0	2-2	100.0	0-0	0.0
2016	Pittsburgh	0-0	0.0	2-2	100.0	3-3	100.0	3-3	100.0	0-0	0.0
NFL TOTALS		0-0	0.0	3-3	100.0	7-7	100.0	5-5	100.0	0-0	0.0

Additional Statistics: Has on career game-winning field goal in the postseason (35 yards, AFC Wild Card Game 1/9/16 at Cincinnati).



84

ANTONIO BROWN *Wide Receiver*

HEIGHT: 5-10
 WEIGHT: 181
 COLLEGE: Central Michigan
 BORN: July 10, 1988
 BIRTHPLACE: Miami, Fla.

HOW ACQUIRED: D6b-10' (#195)
 NFL EXPERIENCE: 8th year

**CAREER HIGHLIGHTS**

Set an NFL record for most receptions by a player in their first career 100 regular-season games (622).

Set the NFL record for fewest games to reach 600 career receptions (96).

Has the second-most receptions in NFL history in a player's first seven seasons (632).

Totaled 554 receptions in his first 90 career games played during the regular season, the second-most by a player in NFL history in their first 90 games (Anquan Boldin, 558).

Holds the NFL record for the most receptions in NFL history in any four-year span (481: 2013-16), three-year span (375: 2013-15) and two-year span (262: 2014-15).

Became the first player in NFL history to lead his conference in receptions in four straight seasons (2013-16).

Became the first player in Steelers' history to record 100 receptions in four straight seasons (2013-16), and joined Marvin Harrison as the only players in NFL history to record 100 receptions in four straight seasons.

Joined Harrison, Jerry Rice, Reggie Wayne and Larry Fitzgerald as the only players in NFL history to record at least 100 receptions in a single season four times.

Holds the team record for most double-digit reception games in team history (13).

Became the first player in team history with 1,000 receiving yards and 10 receiving touchdowns in three straight seasons (2014-16).

Is the only player in franchise history to record at least 1,600 receiving yards in back-to-back seasons (2014-15).

Is just the second player in Steelers' history (Hines Ward) to record 1,000 receiving yards in four straight seasons (2013-16).

Reached 8,000 scrimmage yards in 95 career games, the sixth-fewest games in NFL history to reach that milestone among wide receivers.

Is one of nine wide receivers in NFL history to record at least 1,200 scrimmage yards in four straight seasons (2013-16).

Became the fastest player in team history to reach 10,000 all-purpose yards (87 games).

Entering the 2017 season, he has recorded at least one reception in 99 consecutive regular-season games in which he has played (107, including the postseason), dating back to October 3, 2010.

Entering the 2017 season, he is tied with Ward for the most 100-yard receiving games in Steelers' history (29).

Entering the 2017 season, he is in second place in team history in receptions (632), multi-receiving touchdown games (12) and punt return yards (1,693).

Entering the 2017 season, he has the third-most receiving yards in Steelers' history (8,377).

Entering the 2017 season, he has the fourth-most receiving touchdowns in team history (50) and the fifth-most combined touchdowns in Steelers' history (55).

Entering the 2017 season, he is tied for the most punt returns for touchdowns in team history (4), and is tied for the second-most return touchdowns in team history (5).

Entering the 2017 season, he is just one of five players in NFL history to record at least 40 touchdown receptions and to have at least five return touchdowns.

Holds Steelers' record for most receptions (632), receiving yards (8,377) and all-purpose yards (11,367) in a player's first seven seasons with the team.

Holds single-season franchise records in receptions (136 in 2015), receiving yards (1,834 in 2015), receiving touchdowns (13 in 2014), 100-yard games (9 in 2015) and receiving yards per game (114.6 in 2015).

Holds single-game team records in receptions (17), receiving yards (284) and scrimmage yards (306), all coming vs. Oakland (11/8/15).

Set the team record for most receptions (27) and receiving yards (423) in a two-game span (Weeks 9-10, 2015).

Became the first player in NFL history with at least 125 receptions in two straight seasons (2014-15).

Became the first player in NFL history to record two games with 15 or more receptions in the same season (11/8/15 vs. Oakland, 12/20/15 vs. Denver).

Became the second player in NFL history (Calvin Johnson) to record at least 1,600 yards in back-to-back seasons (2014-15).

Became the first player in NFL history to record four games with at least 180 receiving yards in any single regular season (2015).

Set a franchise record for the most touchdown receptions in consecutive seasons with 23 (2014-15).

Became the first player in NFL history to post 1,700 yards from scrimmage in back-to-back seasons (2014-15).

Recorded at least seven receptions in 14 straight regular-season games (streak ended 10/1/15 vs. Baltimore), recorded at least five receptions and 50 receiving yards in 35 straight regular-season games (streak ended 10/1/15 vs. Baltimore), and he recorded at least five receptions and 70 receiving yards in 21 straight regular-season games (streak ended 10/1/15 vs. Baltimore), all NFL records.

Tied an NFL record by recording at least five receptions and 80 receiving yards in each of the first nine games of a season in 2014 (Michael Irvin, 1995).

Set an NFL record by recording at least 80 receiving yards in 14 straight regular-season games (12/22/13-12/2/14).

In 2011, he became the first player in NFL history with at least 1,000 receiving yards (1,108) and at least 1,000 return yards (1,062) in a single season.

In 2010, he became the first Steelers' rookie to return a kickoff for a touchdown since Antwaan Randle El in 2002.

Is a three-time Steelers' MVP (2011, 2013 and 2015).

Has been selected to the Pro Bowl four straight seasons, and has earned Pro Bowl honors five times in his career (2011, 2013-16).

Has earned first-team Associated Press All Pro honors and has been named to the PFWA's All-NFL and All-AFC Teams three straight seasons (2014-16).

Named a Sporting News All-Pro in back-to-back seasons (2015-16).

Named Dapper Dan Sportsman of the Year by the Pittsburgh Post-Gazette in back-to-back years (2014-15).

Named NFL.com Fantasy Player of the Year in 2015, and he earned Courtyard's Greatness on the Road™ Award for his Week 17 performance at Cleveland during the 2015 season.

Named NFL 101 AFC Co-Offensive Player of the Year and he was named ESPN.com's AFC North Offensive Player of the Year for his efforts during the 2014 season.

Named AFC Offensive Player of the Month three times (December of 2014, November of 2015 and December/January of 2015).

Earned AFC Special Teams Player of the Week honors three times (Week 12 in 2011, Week 17 in 2014 and Week 13 in 2015).

ANTONIO BROWN

Named AFC Offensive Player of the Week once (Week 15 in 2015).

Earned Castrol Edge Clutch Performer of the Week honors three times (Weeks 9 and 15 in 2015 and Week 16 in 2016).

PRO

[101-74/9-5]: Signed a new five-year contract with the Steelers on February 27, 2017... signed a five-year contract extension with the Steelers on July 27, 2012...originally drafted by the Steelers as their second of two selections in the sixth round (195th overall) of the 2010 NFL Draft.

2016

[15-15/3-3]: Started all 15 games played in during the regular season and started all three postseason contests...led the AFC in receptions (106) and receiving touchdowns (12)...tied for the NFL lead in games with at least 10 receptions (3) and multi-receiving touchdown games (3), and finished fifth in the NFL in receiving yards (1,284) and tied for sixth in the league in 100-yard receiving games (4), all during the regular season...his 106 receptions were the fifth-most in a single season in team history and his 1,284 receiving yards are the 10th-most in a single regular season in team history...his 12 receiving touchdowns are tied for the second-most in a single season in team history...his 18 receptions during the postseason tied Ward for the most in a single postseason in team history...with 309 receiving yards in the postseason, he recorded the most receiving yards in any single postseason in team playoff history...recorded 309 scrimmage yards during the postseason, which are the fifth-most in Steelers' postseason history in any single postseason.

9/12 at Washington: Totaled game highs in receptions (8), receiving yards (126) and receiving touchdowns (2)...became the first Steeler to record multiple receiving touchdowns in a Kickoff Weekend game since 2008 (Ward, 9/7 vs. Houston) and became the first Steeler with multiple receiving touchdowns on Monday Night Football since 2009 (Ward, 11/9 at Denver)...moved into seventh place on the team's all-time receiving touchdowns list, passing Louis Lipps...marked his third straight season-opening game with at least 100 receiving yards.

10/2 vs. Kansas City: Recorded a game-high two receiving touchdowns...both touchdowns came in the first quarter, marking the second time in his career

(11/17/13 vs. Detroit) that he recorded two touchdowns in the first quarter of a game...tied Buddy Dial for the sixth-most receiving touchdowns in team history.

10/9 vs. N.Y. Jets: Tied for the game high with nine receptions, as he recorded 78 receiving yards with one receiving touchdown...moved into soul possession of sixth place on the team's all-time receiving touchdowns list...added a season-best 51 punt return yards.

10/23 vs. New England: Totaled a game-high 106 receiving yards on seven receptions...caught a season-long 51-yard pass in the second quarter.

11/13 vs. Dallas: Finished with game highs in receptions (14) and receiving yards (154), which were also season-bests...added one receiving touchdown...his 14 receptions are tied for the third-most in a single game in team history...marked his 29th career 100-yard game during the regular season...tied Heath Miller for the fifth-most receiving touchdowns in team history.

11/24 at Indianapolis: Set a single-game career-high with three touchdown receptions, to go along with a game-high 91 receiving yards on a team-best five receptions...his three touchdowns are tied for the second-most in team history in a single game...became the 13th player in team history to record at least three touchdowns in a single game (14th occasion)...marked his 12th career multi-receiving touchdown game...moved into sole possession of fourth place on the team's all-time receiving touchdowns list, passing Miller...recorded two touchdown receptions in the first half to mark the fifth time in his career that he recorded two touchdown receptions in the first half of a game, and second of the season (10/2 vs. Kansas City)...marked his third straight game with two touchdown receptions versus Indianapolis.

12/4 vs. N.Y. Giants: Tied for the team high with six receptions for 54 yards, one of those being a 22-yard touchdown.

12/25 vs. Baltimore: Had game highs in receptions (10) and receiving yards (96), to go along with the game-winning four-yard touchdown reception with nine seconds remaining in regulation...marked his 50th career touchdown from QB Ben Roethlisberger, the most touchdowns by a QB-WR tandem in team history.

AFC Wild Card Game 1/8 vs. Miami: Recorded a single-game postseason high with 124 receiving yards on five receptions, to go along with his first two career postseason receiving touchdowns...his 124 receiv-

ing yards are tied for the sixth-most in a single postseason game in Steelers' playoff history...his 50-yard and 62-yard touchdown both came in the first quarter, making him the first player in NFL history with two touchdown receptions of at least 50 yards in the first quarter of a postseason game...became the first NFL player since Ricky Sanders (1/31/88) to record two touchdown receptions of at least 50 yards in the first half of a playoff game...became the fourth player in team history to record two receiving touchdowns in a postseason game (John Stallworth, Lynn Swann and Ward)...set the team's single postseason game record by recording two touchdowns in the first quarter of a playoff game, and tied the team's single postseason game record (Stallworth, 1/21/79 vs. Dallas) by recording two receiving touchdowns in the first half of a playoff game...set the Steelers' single postseason game record for most receiving yards in the first half of a playoff game (125).

AFC Divisional Playoff 1/15 at Kansas City: Recorded game-highs in receptions (6) and receiving yards (108)...became the first Steeler to record at least 100 receiving yards in four straight postseason games, and became the second player in NFL history (Fitzgerald) to record four straight 100-yard games in the postseason...became the first player in Steelers' postseason history to record at least five receptions and at least 100 receiving yards in four straight postseason games, and became the second player (Fitzgerald) in NFL history to record at least five receptions and at least 100 receiving yards in three straight postseason games.

AFC Championship Game 1/22 at New England: Led the team with 77 receiving yards and tied for the team lead with seven receptions...became the seventh player in team history to record 40 receptions during the postseason, and his 44 career postseason receptions are the sixth-most in Steelers' postseason history...has caught at least five receptions for at least 50 receiving yards in six straight postseason games, the longest such streak in team history...became the fourth player in team postseason history to record at least 700 receiving yards, and his 705 receiving yards in the postseason are the fourth-most in Steelers' playoff history... his 723 scrimmage yards are the sixth-most in Steelers' postseason history.

2015 (16-16/1-1): Started all 16 games in the regular season and in one postseason contest (inactive due to a concussion for the team's Divi-

sional Playoff 1/17 at Denver)...recorded 136 receptions for 1,834 yards with 10 receiving touchdowns during the regular season...his 136 receptions are tied for the second-most in NFL history in any single season (Julio Jones, 2015) and set the franchise record for a single season...set the single-season team record by recording at least 10 receptions in five games...became the fourth player in NFL history to record at least 27 receptions in a two-game span...his 1,834 receiving yards are the fourth-most in NFL history in any single season and set a single-season team record...totaled 1,862 scrimmage yards on the season, the fourth-most scrimmage yards by a wide receiver in NFL history in any single season and the fourth-most in a single season in team history...became one of only three players in team history (Rod Woodson and Randle El) to record 1,500 career punt return yards...became the first player in team history and 10th player in NFL history to tally 6,000 receiving yards and 1,500 punt return yards in his career...returned a punt for a 71-yard touchdown, tying for the longest punt return in his career.

9/10 at New England: Recorded a team-high nine receptions for a game-high 133 yards with one receiving touchdown...moved into a tie with Roy Jefferson for the 10th-most receiving touchdowns in team history...with 133 yards from scrimmage, moved into ninth place on the team's all-time scrimmage yards list...with one punt return, moved into a tie with Theo Bell for the third-most punt returns in team history.

9/20 vs. San Francisco: Recorded game-highs in receptions (9) and receiving yards (195) with one receiving touchdown...recorded two receptions of 50 or more yards (59 and 56) in the same game for the first time in his career...surpassed Swann for the fifth-most receiving yards in team history...for the first time in his career, recorded 100-yard games in each of the first two games of a season...surpassed 100 receiving yards in the first half for the fourth time in his career...has recorded at least one receiving touchdown in four straight regular-season games, which ties for the longest streak of his career...moved into sole possession of 10th place on the team's all-time receiving touchdowns list with his 30th career touchdown reception...with 195 yards from scrimmage, he moved into eighth place in team history.

9/27 at St. Louis: Had game-highs in receptions (11) and receiving yards (108)...has recorded four straight 100-yard games during the regular season, the longest streak of his career...is the third player in team

ANTONIO BROWN

history to have at least 100 receiving yards in four straight games [Mike Wallace and Jimmy Orr]...is the first NFL player since Wallace in 2011 to record at least 100 receiving yards in each of a season's first three games...his 436 receiving yards on the season are the fourth-most by an NFL player in the first three games of a season since 1960.

10/25 at Kansas City: Made his 50th career start...totaled a game-high 124 receiving yards...became only the third player in team history to record at least 20 100-yard games [Ward and Stallworth].

11/8 vs. Oakland: Named Castrol Edge Clutch Performer of the Week...set single-game career-highs in receptions (17), receiving yards (284) and scrimmage yards (306), which are all single-game team records...three of his receptions went for 40+ yards (59, 57 and 41)...his 57-yard reception helped set up a game-winning field goal by K Chris Boswell...surpassed Lipps for the fourth-most receiving yards in team history...moved into sixth place on the team's all-time scrimmage yards list...set franchise records and career highs for receptions (10) and receiving yards (180) in the first half of a game...recorded 86 receiving yards in the first quarter, the second-most receiving yards in the first quarter in a single game for his career...recorded 22 rushing yards, including a career-long 16-yard rush...added one special teams tackle.

11/15 vs. Cleveland: Recorded a game-high 10 receptions for 139 yards with two touchdowns...marked the second time in his career that he recorded at least 10 receptions in back-to-back-games (10/26-11/2 in 2014)...surpassed Miller for the third-most receiving yards in team history...moved into ninth place on the team's all-time touchdown receptions list...became the fifth player in team history with 6,500 scrimmage yards, and surpassed Lipps for the fifth-most scrimmage yards in team history.

12/6 vs. Indianapolis: Earned AFC Special Teams Player of the Week honors...totaled game-highs in receptions (8), receiving yards (118) and receiving touchdowns (2)...added a 71-yard punt return for a touchdown, the fourth punt return for a touchdown in his career...became the first player in team history to record two receiving touchdowns and a punt return for a touchdown in the same game...moved into sole possession of eighth place on the team's all-time receiving touchdowns list.

12/20 vs. Denver: Named AFC Offensive Player of the Week and Castrol Edge Clutch Performer of the Week...totaled game highs in receptions (16) and receiving yards (189)...added two receiving touchdowns...marked his ninth-multi touchdown catch game...moved into a tie for seventh place on the team's receiving touchdowns list and a tie for ninth place on the team's total touchdown list.

1/3 at Cleveland: Led all receivers in receptions (13) and receiving yards (187), with one receiving touchdown...marked his 25th career 100-yard receiving game...moved into seventh place on the team's all-time receiving touchdowns list (38), and moved into a tie for eighth place on the team's all-time touchdowns list (43)...marked the second time of his career and second time on the season that he recorded 10 receptions in the first half, which is a franchise record for receptions in the first half...marked the third time on the season that he recorded 100 yards in the first half and the sixth time in his career that he accomplished that feat...became the second player in NFL history (Calvin Johnson) to record at least 150 receiving yards in the first half of a game twice in a single season.

AFC Wild Card Game 1/9 at Cincinnati: Led all players with game-highs of seven catches for 119 yards...added a playoff career long 60-yard reception...tied Yancey Thigpen for the ninth-most postseason receptions in team history...recorded his second career 100-yard game in the postseason and second straight 100-yard postseason game, to become the fourth Steeler to record two straight 100-yard postseason games...surpassed Plaxico Burress for the seventh-most receiving yards in team playoff history...left the game in the fourth quarter with a concussion and did not return.

2014

[16-16/1-1]: Started all 16 games in the regular season for the first time in his NFL career, and started in the lone postseason contest...totaled 13 receiving touchdowns, a single-season team record...recorded eight 100-yard games and four games with at least 10 receptions...registered four multi-touchdown reception games, a single-season career-high...returned a punt 71 yards for a touchdown during the regular season, the longest punt return in his career.

9/7 vs. Cleveland: Totaled a game-high 116 receiving yards on five receptions with one receiving touchdown (35-yarder)...surpassed WR Plaxico Burress (264) for the eighth-most receptions in team history.

9/11 at Baltimore: Led all receivers in receptions (7) and receiving yards (90)...left the game in the first quarter due to a possible concussion but cleared all NFL concussion protocol and returned to the game.

9/21 at Carolina: Totaled 10 receptions for 90 yards with two receiving touchdowns.

9/28 vs. Tampa Bay: Totaled a game-high 131 receiving yards on seven receptions with two receiving touchdowns...recorded two receiving touchdowns in the first half, becoming the first Steeler to have two touchdown catches in back-to-back games since Ward (2005)...became the fourth Steeler in team history to post five touchdown receptions in the first four games of a season...completed a pass to RB Le'Veon Bell for a 17-yard gain, his second career completion.

10/12 at Cleveland: Totaled team-highs with seven receptions for 118 yards.

10/20 vs. Houston: Led the team in receptions (9) and receiving yards (90)...completed a three-yard touchdown pass to WR Lance Moore...surpassed Harris for the seventh-most receptions (311) in Steelers history...surpassed Burrell for the eighth-most receiving yards (4,280) in team history.

10/26 vs. Indianapolis: Totaled a game-high 10 receptions for 133 yards with two receiving touchdowns.

11/2 vs. Baltimore: Totaled game-highs in receptions (11) and receiving yards (144)...moved into sixth place on the team's all-time receptions list...recorded a long reception of 54 yards for a score...has recorded a reception of 20+ yards in 13 straight games, the longest streak of his career and longest by a Steeler since Dial (13 games, 1959-60).

11/9 at N.Y. Jets: Tied for the game-high with eight receptions...surpassed Swann for the fifth-most receptions in team history...added one special teams tackle.

11/17 at Tennessee: Totaled game-highs with nine receptions for 91 yards...recorded a 12-yard touchdown reception.

11/30 vs. New Orleans: Recorded two fourth-quarter touchdowns...marked his sixth career multi-touchdown reception game...surpassed Dial for the seventh-most receiving yards in team history.

12/7 at Cincinnati: Surpassed Lipps for the fourth-most receptions in team history (366), and surpassed

Lipps for the fourth-most punt return yards in team history (1,219).

12/14 at Atlanta: Marked his fifth double-digit reception game of his career and fourth of the season, catching 10 passes for 123 yards...became the first player in team history to record 1,400 receiving yards in the first 14 games of a season...eclipsed 5,000 career receiving yards...surpassed Theo Bell for the fourth-most punt return yards in team history.

12/21 vs. Kansas City: Tied for the game-high with seven receptions for a team-best 72 yards with one touchdown...became the third player in NFL history to record 120 receptions or more through the first 15 games of a season.

12/28 vs. Cincinnati: Named AFC Special Teams Player of the Week...posted a game-high 128 receiving yards on seven receptions, including a 63-yard touchdown, a season-long reception...marked his 16th career 100-yard game...moved into sixth place on the team's all-time receiving yards list...returned a punt 71 yards for a touchdown, his third career punt return for a touchdown...set a single-game career-best with 84 punt return yards...joined Lipps (11/19/84 and 10/27/85) as just the second player in team history to return a punt for a touchdown and have one receiving touchdown in the same game (12/15/13 and 12/28/14)...became the first player in team history since Randle El (12/18/05) with at least 80 punt return yards in a single game.

AFC Wild Card Game 1/3 vs. Baltimore: Made his first career postseason start...caught nine passes for 117 yards...recorded his first career 100-yard game in the postseason.

2013

[16-14]: Played in all 16 games with 14 starts...became just the second player in team history (Ward) to record at least 100 receptions in a single season...recorded five receptions and 50 receiving yards in all 16 games to become the first player in NFL history to register at least five receptions and 50 receiving yards in all 16 games of a regular season...totaled five 100-yard receiving games and three multi-touchdown reception games on the season...registered five punt returns of 40+ yards on the season and seven punt returns of 20+ yards...registered single-season career highs in punt return yards (409) and punt return average (12.8).

ANTONIO BROWN

9/22 vs. Chicago: Recorded nine receptions for 196 receiving yards with two receiving touchdowns...marked the first multi-receiving touchdown game of his career...registered 105 receiving yards on four receptions with one touchdown in the first half...marked the first time a Steeler had 100 or more receiving yards in the first half of a game since Wallace (9/25/11 at Indianapolis).

9/29 vs. Minnesota (London): Recorded 12 receptions for 88 yards...the 12 receptions were the most by a Steeler since Ward had 13 (11/30/03 vs. Cincinnati).

10/13 at N.Y. Jets: Recorded game-highs in receptions (9) and receiving yards (86)...completed a 15-yard pass to RB Felix Jones for his first career completion...became the first offensive or defensive position player to complete a pass since WR Emmanuel Sanders registered a 15-yard completion on 9/18/11 vs. Seattle.

10/20 vs. Baltimore: Recorded a game-high six receptions for 50 yards, including an 11-yard reception to the Ravens' 24-yard line with 28 seconds remaining in the game that helped set up K Shaun Suisham's game-winning 42-yard field goal.

11/10 vs. Buffalo: Finished with game-highs in receptions (6) and receiving yards (104)...returned a punt 50 yards to the Buffalo 11-yard line in the fourth quarter...registered a 24-yard punt return to the Pittsburgh 42-yard line in the third quarter, and on the very next play, recorded a 40-yard reception to the Buffalo 18-yard line.

11/17 vs. Detroit: Totaled seven receptions for 147 yards with two receiving touchdowns...registered four receptions for 105 yards, including touchdown receptions of 34 and 47 yards in the first quarter...became the third Steelers' player since 1991 to register at least 100 receiving yards in the first quarter of a regular-season game...became the fourth Steelers' player since 1991 to record two receiving touchdowns in the first quarter in a regular-season game.

11/24 at Cleveland: Led the team with 92 receiving yards...recorded a 41-yard receiving touchdown...surpassed 1,000 receiving yards for the second time in his career.

12/8 vs. Miami: Led the team with 138 yards on five receptions with one touchdown (43-yards).

12/15 vs. Cincinnati: Recorded five receptions for a team-high 66 yards with one touchdown (12-yards)...returned a punt 67 yards for a touchdown, the second punt return for a touchdown in his career.

12/22 at Green Bay: Recorded six receptions for 105 yards...marked his eighth career 100-yard receiving game...returned a punt 41 yards.

12/29 vs. Cleveland: Totaled game-highs in receptions (9) and receiving yards (87)...recorded 21 punt return yards to give him 1,087 for his career, which are the fifth-most in team history during the regular season.

2012

(13-10): Appeared in 13 games, making 10 starts...inactive due to an ankle injury 11/12 vs. Kansas City, 11/18 vs. Baltimore and 11/25 at Cleveland...finished second on the team in receptions (66) and receiving touchdowns (5), and third on the team in receiving yards (787).

9/9 at Denver: Had a team-high 74 receiving yards.

9/16 vs. N.Y. Jets: Finished with game-highs in receptions (7) and receiving yards (79).

9/23 at Oakland: Finished with seven receptions for 87 yards with one touchdown.

10/7 vs. Philadelphia: Finished with game-highs in receptions (7) and receiving yards (86)...registered at least seven receptions in three consecutive games for the first time in his career.

10/21 at Cincinnati: Registered a game-high 96 yards.

11/4 at N.Y. Giants: Left the game in the second quarter with a left ankle injury and did not return.

12/16 at Dallas: Led the team with eight receptions, including a seven-yard touchdown reception.

12/23 vs. Cincinnati: Finished with team-highs in receptions (5) and receiving yards (97)...registered a 60-yard touchdown reception...marked his longest reception of the season and the second-longest pass play of the season by the Steelers.

12/30 vs. Cleveland: Recorded a nine-yard touchdown in the third quarter...recorded a receiving touchdown in four straight regular-season games for the first time in his career.

2011

(16-3/1-0): Saw action in all 16 regular-season games, making three starts...recorded 69 receptions for 1,108 yards with two receiving touchdowns...marked his first career 1,000-yard receiving season...joined Wallace as the third Steeler duo since 1960 to each register at least 1,100 receiving yards in the same season...became the first player in

NFL history with at least 1,000 receiving yards (1,108) and at least 1,000 return yards (1,062) in the same season...saw action in the lone postseason contest.

9/11 at Baltimore: Recorded a season-high 103 kickoff return yards.

9/25 at Indianapolis: Registered 75 yards receiving on four receptions...added four punt returns for 65 yards.

10/2 at Houston: Led the team with five receptions for 67 yards...registered a 33-yard punt return.

10/23 at Arizona: Registered seven receptions for 102 yards...marked first career 100-yard receiving game.

10/30 vs. New England: Hauled in nine receptions for 67 yards with one touchdown, the first receiving touchdown of his career.

11/6 vs. Baltimore: Registered a game-high 109 yards on five receptions.

11/13 at Cincinnati: Made his first career start at WR...recorded a team-high 86 yards receiving on five receptions.

11/27 at Kansas City: Recorded a team-high 81 yards on four receptions...all four receptions went for first downs.

12/4 vs. Cincinnati: Named AFC Special Teams Player of the Week...returned a punt 60 yards for a touchdown, the first of his career and the first for Pittsburgh in the regular season since Santonio Holmes returned a punt 65 yards for a score on Dec. 17, 2006...had a team-high 67 receiving yards.

12/8 vs. Cleveland: Totaled 151 yards on five receptions...registered a career-long 79-yard reception for a touchdown...marked his third career 100-yard receiving game.

1/1 at Cleveland: Recorded a team-high six receptions for a team-best 90 yards.

AFC Wild Card Game 1/8 at Denver: Totaled five receptions for 70 yards...added an 18-yard rush in the second half.

2010 (9-0/3-0): Played in nine games during the regular season...inactive Weeks 1, 6-10...inactive due to a knee injury 11/28 at Buffalo...finished first on the team with 110 punt return yards and second on the team with 397 kickoff return yards...recorded two special teams tackles during the regular season (one, 9/19

at Tennessee and 9/26 at Tampa Bay).....played in all three postseason contests...led the team with 241 kickoff return yards in the postseason.

9/19 at Tennessee: Made his NFL debut...returned the opening kickoff 89 yards (following a handoff from RB Mewelde Moore) for a touchdown...it marked the first kickoff return for the Steelers since Allen Rossum during the 2007 season...became the first Steelers' rookie to return a kickoff for a touchdown since Randle El in the 2002 season.

10/3 vs. Baltimore: Registered his first career reception.

1/2 at Cleveland: Had a season-high four catches for a season-best 52 yards, including a season-long reception of 26 yards.

AFC Divisional Playoff 1/15 vs. Baltimore: Made his postseason debut...caught a 58-yard pass on the Steelers' final drive to set up the game-winning touchdown...finished with a game-high 75 yards receiving.

AFC Championship Game 1/23 vs. N.Y. Jets: His lone reception went for 14 yards and a first down in the fourth quarter, which sealed the victory.

COLLEGE

Played in 41 games for Central Michigan (2007-09), finishing his career as the school's all-time leader in receptions (305), which at the time were the second-most in MAC history...ranked second in school history in touchdown receptions (22) and third in receiving yards (3,199)...added 2,612 kickoff return yards with two kickoffs returned for touchdowns, and 822 punt return yards with three punts returned for touchdowns...finished his career as the only player in school history with two 1,000-yard receiving seasons...was also the only player with two 100-reception seasons...caught at least one pass in 41 consecutive games...named MAC Special Teams Player of the Year in back-to-back years (2008-09)...in 2009, was an All-MAC first team honoree as both a receiver and punt returner, as he established a school record 110 receptions...also in 2009, was named the GMAC Bowl Offensive Most Valuable Player...was named All-MAC first team receiver, kick returner and punt returner, and he led the nation in punt return yardage (20.5 avg.) in 2008...in 2007, was named MAC Freshman of the Year, All-MAC first team as a kick return specialist and All-MAC second team as a receiver, as he set a then Bowl Subdivision freshman record with 2,267 all-purpose yards.

ANTONIO BROWN

PERSONAL

Prepped at North Carolina Tech in 2006, where he ran for 451 yards with 13 touchdowns and threw for 1,247 yards and 11 touchdowns in just five games...attended Norland High School [Miami, Fla.]...was a two-sport athlete...was a two-time Class 6A all-state selection in football and a

two-time state qualifier in the 100 meters...named North Athlete of the Year at the 2005 Miami-Dade Grid-iron Classic...has three sons, Antonio Jr., Autonomy and Ali, and one daughter, Antanyiah...son of Adrianne Moss and Eddie Brown.

BROWN'S 2016 Game-by-Game Statistics

Date	Opponent	GP	GS	RECEIVING					RUSHING						
				Rec	Yds	Avg	Lg	TD	No	Yds	Avg	Lg	TD		
9/12	at Washington	1	1	8	126	15.8	29t	2	0	0	0.0	0	0		
9/18	CINCINNATI	1	1	4	39	9.8	17	0	0	0	0.0	0	0		
9/25	at Philadelphia	1	1	12	140	11.7	20	0	0	0	0.0	0	0		
10/2	KANSAS CITY	1	1	4	64	16.0	38t	2	0	0	0.0	0	0		
10/9	N.Y. JETS	1	1	9	78	8.7	16	1	0	0	0.0	0	0		
10/16	at Miami	1	1	4	39	9.8	16	0	1	6	6.0	6	0		
10/23	NEW ENGLAND	1	1	7	106	15.1	51	0	1	13	13.0	13	0		
11/6	at Baltimore	1	1	7	85	12.1	27	1	0	0	0.0	0	0		
11/13	DALLAS	1	1	14	154	11.0	44	1	1	-10	-10.0	-10	0		
11/20	at Cleveland	1	1	8	76	9.5	21	0	0	0	0.0	0	0		
11/24	at Indianapolis	1	1	5	91	18.2	33t	3	0	0	0.0	0	0		
12/4	N.Y. GIANTS	1	1	6	54	9.0	22t	1	0	0	0.0	0	0		
12/11	at Buffalo	1	1	5	78	15.6	40	0	0	0	0.0	0	0		
12/18	at Cincinnati	1	1	3	58	19.3	32	0	0	0	0.0	0	0		
12/25	BALTIMORE	1	1	10	96	9.6	26	1	0	0	0.0	0	0		
1/1	CLEVELAND														
SEASON TOTALS				15	15	106	1,284	12.1	51	12	3	9	3.0	13	0

POSTSEASON

1/8	MIAMI	1	1	5	124	24.8	62t	2	0	0	0.0	0	0		
1/15	at Kansas City	1	1	6	108	18.0	52	0	0	0	0.0	0	0		
1/22	at New England	1	1	7	77	11.0	18	0	0	0	0.0	0	0		
POSTSEASON TOTALS				3	3	18	309	17.2	62t	2	0	0	0.0	0	0

Date	Opponent	No	FC	PUNT RETURNS				KICKOFF RETURNS						
				Yds	Avg	Lg	TD	No	Yds	Avg	Lg	TD		
9/12	at Washington	0	0	0	0.0	0	0	0	0	0	0.0	0	0	
9/18	CINCINNATI	2	0	18	9.0	14	0	0	0	0	0.0	0	0	
9/25	at Philadelphia	0	2	0	0.0	0	0	0	0	0	0.0	0	0	
10/2	KANSAS CITY	1	2	4	4.0	4	0	0	0	0	0.0	0	0	
10/9	N.Y. JETS	2	1	51	25.5	33	0	0	0	0	0.0	0	0	
10/16	at Miami	0	0	0	0.0	0	0	0	0	0	0.0	0	0	
10/23	NEW ENGLAND	0	1	0	0.0	0	0	0	0	0	0.0	0	0	
11/6	at Baltimore	3	2	5	1.7	7	0	0	0	0	0.0	0	0	
11/13	DALLAS	1	1	22	22.0	22	0	0	0	0	0.0	0	0	
11/20	at Cleveland	1	1	7	7.0	7	0	0	0	0	0.0	0	0	
11/24	at Indianapolis	0	2	0	0.0	0	0	0	0	0	0.0	0	0	
12/4	N.Y. GIANTS	0	1	0	0.0	0	0	0	0	0	0.0	0	0	
12/11	at Buffalo	4	0	28	7.0	17	0	0	0	0	0.0	0	0	
12/18	at Cincinnati	1	1	5	5.0	5	0	0	0	0	0.0	0	0	
12/25	BALTIMORE	0	1	0	0.0	0	0							
1/1	CLEVELAND													
SEASON TOTALS				15	15	140	9.3	33	0	0	0	0.0	0	0

POSTSEASON

1/8	MIAMI	1	0	9	9.0	9	0	0	0	0	0.0	0	0	
1/15	at Kansas City	2	1	9	4.5	6	0	0	0	0	0.0	0	0	
1/22	at New England	1	1	10	10.0	10	0	0	0	0	0.0	0	0	
POSTSEASON TOTALS				4	2	28	7.0	10	0	0	0	0.0	0	0

ANTONIO BROWN

BROWN'S 2015 Game-by-Game Statistics

Date	Opponent	GP	GS	RECEIVING					RUSHING				
				Rec	Yds	Avg	Lg	TD	No	Yds	Avg	Lg	TD
9/10	at New England	1	1	9	133	14.8	37	1	0	0	0.0	0	0
9/20	SAN FRANCISCO	1	1	9	195	21.7	59	1	0	0	0.0	0	0
9/27	at St. Louis	1	1	11	108	9.8	19	0	0	0	0.0	0	0
10/1	BALTIMORE	1	1	5	42	8.4	17	0	0	0	0.0	0	0
10/12	at San Diego	1	1	3	45	15.0	39	0	0	0	0.0	0	0
10/18	ARIZONA	1	1	3	24	8.0	23	0	0	0	0.0	0	0
10/25	at Kansas City	1	1	6	124	20.7	41	0	1	6	6.0	6	0
11/1	CINCINNATI	1	1	6	47	7.8	17	1	0	0	0.0	0	0
11/8	OAKLAND	1	1	17	284	16.7	59	0	2	22	11.0	16	0
11/15	CLEVELAND	1	1	10	139	13.9	56t	2	0	0	0.0	0	0
11/29	at Seattle	1	1	6	51	8.5	15	0	0	0	0.0	0	0
12/6	INDIANAPOLIS	1	1	8	118	14.8	48	2	0	0	0.0	0	0
12/13	at Cincinnati	1	1	7	87	12.4	26	0	0	0	0.0	0	0
12/20	DENVER	1	1	16	189	11.8	23t	2	0	0	0.0	0	0
12/27	at Baltimore	1	1	7	61	8.7	27	0	0	0	0.0	0	0
1/3	at Cleveland	1	1	13	187	14.4	27	1	0	0	0.0	0	0
SEASON TOTALS		16	16	136	1,834	13.5	59	10	3	28	9.3	16	0

POSTSEASON

1/9	at Cincinnati	1	1	7	119	17.0	60	0	0	0	0.0	0	0
1/17	at Denver							INACTIVE					
POSTSEASON TOTALS		1	1	7	119	17.0	60	0	0	0	0.0	0	0

PUNT RETURNS

Date	Opponent	No	FC	Yds	Avg	Lg	TD	KICKOFF RETURNS					
								No	Yds	Avg	Lg	TD	
9/10	at New England	1	2	3	3.0	3	0	0	0	0.0	0	0	0
9/20	SAN FRANCISCO	1	1	16	16.0	16	0	0	0	0.0	0	0	0
9/27	at St. Louis	0	3	0	0.0	0	0	0	0	0.0	0	0	0
10/1	BALTIMORE	3	1	51	17.0	29	0	0	0	0.0	0	0	0
10/12	at San Diego	5	0	27	5.4	10	0	0	0	0.0	0	0	0
10/18	ARIZONA	1	1	8	8.0	8	0	0	0	0.0	0	0	0
10/25	at Kansas City	1	2	2	2.0	2	0	0	0	0.0	0	0	0
11/1	CINCINNATI	0	1	0	0.0	0	0	0	0	0.0	0	0	0
11/8	OAKLAND	1	0	0	0.0	0	0	0	0	0.0	0	0	0
11/15	CLEVELAND	0	0	0	0.0	0	0	0	0	0.0	0	0	0
11/29	at Seattle	0	0	0	0.0	0	0	0	0	0.0	0	0	0
12/6	INDIANAPOLIS	2	0	74	37.0	71t	1	0	0	0.0	0	0	0
12/13	at Cincinnati	2	0	3	1.5	4	0	0	0	0.0	0	0	0
12/20	DENVER	3	1	23	7.7	13	0	0	0	0.0	0	0	0
12/27	at Baltimore	1	0	0	0.0	0	0	0	0	0.0	0	0	0
1/3	at Cleveland	1	1	5	5.0	5	0	0	0	0.0	0	0	0
SEASON TOTALS		22	13	212	9.6	71t	1						

POSTSEASON

1/9	at Cincinnati	2	2	8	4.0	6	0	0	0	0.0	0	0	0
1/17	at Denver							INACTIVE					
POSTSEASON TOTALS		2	2	8	4.0	6	0	0	0	0.0	0	0	0

BROWN'S 2014 Game-by-Game Statistics

Date	Opponent	GP	GS	RECEIVING					RUSHING				
				Rec	Yds	Avg	Lg	TD	No	Yds	Avg	Lg	TD
9/7	CLEVELAND	1	1	5	116	23.2	41	1	0	0	0.0	0	0
9/11	at Baltimore	1	1	7	90	12.9	27	0	2	10	5.0	9	0
9/21	at Carolina	1	1	10	90	9.0	30	2	0	0	0.0	0	0
9/28	TAMPA BAY	1	1	7	131	18.7	27t	2	0	0	0.0	0	0
10/5	at Jacksonville	1	1	5	84	16.8	30	0	0	0	0.0	0	0
10/12	at Cleveland	1	1	7	118	16.9	23	0	1	-2	-2.0	-2	0
10/20	HOUSTON	1	1	9	90	10.0	30	0	0	0	0.0	0	0
10/26	INDIANAPOLIS	1	1	10	133	13.3	47t	2	1	5	5.0	5	0
11/2	BALTIMORE	1	1	11	144	13.1	54t	1	0	0	0.0	0	0
11/9	at N.Y. Jets	1	1	8	74	9.3	15	0	0	0	0.0	0	0

ANTONIO BROWN

BROWN'S 2014 Game-by-Game Statistics (Continued)

Date	Opponent	GP	GS	RECEIVING					RUSHING				
				Rec	Yds	Avg	Lg	TD	No	Yds	Avg	Lg	TD
11/17	at Tennessee	1	1	9	91	10.1	17	1	0	0	0.0	0	0
11/30	NEW ORLEANS	1	1	8	97	12.1	21	2	0	0	0.0	0	0
12/7	at Cincinnati	1	1	9	117	13.0	32	0	0	0	0.0	0	0
12/14	at Atlanta	1	1	10	123	12.3	28	0	0	0	0.0	0	0
12/21	KANSAS CITY	1	1	7	72	10.3	19	1	0	0	0.0	0	0
12/28	CINCINNATI	1	1	7	128	18.3	63t	1	0	0	0.0	0	0
SEASON TOTALS		16	16	129	1,698	13.2	63t	13	4	13	3.3	9	0

POSTSEASON

1/3	BALTIMORE	1	1	9	117	13.0	44	0	0	0	0.0	0	0
POSTSEASON TOTALS		1	1	9	117	13.0	44	0	0	0	0.0	0	0

PUNT RETURNS

Date	Opponent	No	FC	PUNT RETURNS				KICKOFF RETURNS				
				Yds	Avg	Lg	TD	No	Yds	Avg	Lg	TD
9/7	CLEVELAND	3	2	46	15.3	36	0	0	0	0.0	0	0
9/11	at Baltimore	2	0	13	6.5	13	0	0	0	0.0	0	0
9/21	at Carolina	2	0	17	8.5	9	0	0	0	0.0	0	0
9/28	TAMPA BAY	0	2	0	0.0	0	0	0	0	0.0	0	0
10/5	at Jacksonville	4	1	20	5.0	6	0	0	0	0.0	0	0
10/12	at Cleveland	2	1	9	4.5	10	0	0	0	0.0	0	0
10/20	HOUSTON	2	0	21	10.5	12	0	0	0	0.0	0	0
10/26	INDIANAPOLIS	3	0	16	5.3	11	0	0	0	0.0	0	0
11/2	BALTIMORE	0	4	0	0.0	0	0	0	0	0.0	0	0
11/9	at N.Y. Jets	2	1	7	3.5	7	0	0	0	0.0	0	0
11/17	at Tennessee	1	2	14	14.0	14	0	0	0	0.0	0	0
11/30	NEW ORLEANS	2	0	15	7.5	13	0	0	0	0.0	0	0
12/7	at Cincinnati	3	1	14	4.7	7	0	0	0	0.0	0	0
12/14	at Atlanta	2	1	43	21.5	31	0	0	0	0.0	0	0
12/21	KANSAS CITY	0	1	0	0.0	0	0	0	0	0.0	0	0
12/28	CINCINNATI	2	0	84	42.0	71t	1	0	0	0.0	0	0
SEASON TOTALS		30	16	319	10.6	71t	1	0	0	0.0	0	0

POSTSEASON

1/3	BALTIMORE	0	0	0	0.0	0	0	0	0	0	0.0	0	0
POSTSEASON TOTALS		0	0	0	0.0	0	0	0	0	0	0.0	0	0

BROWN'S 2013 Game-by-Game Statistics

Date	Opponent	GP	GS	RECEIVING					RUSHING				
				Rec	Yds	Avg	Lg	TD	No	Yds	Avg	Lg	TD
9/8	TENNESSEE	1	1	5	71	14.2	22	0	1	4	4.0	4	0
9/16	at Cincinnati	1	1	6	57	9.5	18	0	0	0	0.0	0	0
9/22	CHICAGO	1	1	9	196	21.8	45	2	0	0	0.0	0	0
9/29	vs. Minnesota	1	0	12	88	7.3	15	0	1	10	10.0	10	0
10/13	at N.Y. Jets	1	1	9	86	9.6	16	0	0	0	0.0	0	0
10/20	BALTIMORE	1	1	6	50	8.3	13	0	1	3	3.0	3	0
10/27	at Oakland	1	1	9	82	9.1	21	0	1	2	2.0	2	0
11/3	at New England	1	1	5	71	14.2	27t	1	0	0	0.0	0	0
11/10	BUFFALO	1	1	6	104	17.3	40	0	0	0	0.0	0	0
11/17	DETROIT	1	1	7	147	21.0	47t	2	1	(-8)	(-8.0)	(-8)	0
11/24	at Cleveland	1	1	6	92	15.3	41t	1	1	(-8)	(-8.0)	(-8)	0
11/28	at Baltimore	1	0	5	59	11.8	19	0	0	0	0.0	0	0
12/8	MIAMI	1	1	5	138	27.6	56	1	0	0	0.0	0	0
12/15	CINCINNATI	1	1	5	66	13.2	20	1	1	1	1.0	1	0
12/22	at Green Bay	1	1	6	105	17.5	36	0	0	0	0.0	0	0
12/29	CLEVELAND	1	1	9	87	9.7	24	0	0	0	0.0	0	0
SEASON TOTALS		16	14	110	1,499	13.6	56	8	7	4	0.6	10	0

PUNT RETURNS

Date	Opponent	No	FC	PUNT RETURNS			KICKOFF RETURNS					
				Yds	Avg	Lg	TD	No	Yds	Avg	Lg	TD
9/8	TENNESSEE	1	3	1	1.0	1	0	0	0	0.0	0	0
9/16	at Cincinnati	2	3	37	18.5	40	0	0	0	0.0	0	0

ANTONIO BROWN

BROWN'S 2013 Game-by-Game Statistics (Continued)

Date	Opponent	PUNT RETURNS							KICKOFF RETURNS				
		No	FC	Yds	Avg	Lg	TD	No	Yds	Avg	Lg	TD	
9/22	CHICAGO	2	1	4	2.0	4	0	0	0	0.0	0	0	
9/29	vs. Minnesota	1	3	3	3.0	3	0	0	0	0.0	0	0	
10/13	at N.Y. Jets	2	2	11	5.5	11	0	0	0	0.0	0	0	
10/20	BALTIMORE	1	1	18	18.0	18	0	0	0	0.0	0	0	
10/27	at Oakland	4	2	47	11.8	44	0	0	0	0.0	0	0	
11/3	at New England	1	0	24	24.0	24	0	0	0	0.0	0	0	
11/10	BUFFALO	2	4	74	37.0	50	0	0	0	0.0	0	0	
11/17	DETROIT	2	1	17	8.5	9	0	0	0	0.0	0	0	
11/24	at Cleveland	2	1	19	9.5	14	0	0	0	0.0	0	0	
11/28	at Baltimore	0	1	0	0.0	0	0	0	0	0.0	0	0	
12/8	MIAMI	5	0	14	2.8	7	0	0	0	0.0	0	0	
12/15	CINCINNATI	2	0	78	39.0	67t	1	0	0	0.0	0	0	
12/22	at Green Bay	2	0	41	20.5	41	0	0	0	0.0	0	0	
12/29	Cleveland	3	1	21	7.0	9	0	0	0	0.0	0	0	
SEASON TOTALS		32	23	409	12.8	67t	1	0	0	0.0	0	0	

BROWN'S 2012 Game-by-Game Statistics

Date	Opponent	RECEIVING							RUSHING				
		GP	GS	Rec	Yds	Avg	Lg	TD	No	Yds	Avg	Lg	TD
9/9	at Denver	1	1	4	74	18.5	27	0	1	4	4.0	4	0
9/16	N.Y. JETS	1	1	7	79	11.3	25	0	1	9	9.0	9	0
9/23	at Oakland	1	0	7	87	12.4	20	1	0	0	0.0	0	0
10/7	PHILADELPHIA	1	1	7	86	12.3	20	0	0	0	0.0	0	0
10/11	at Tennessee	1	1	4	20	5.0	7	0	0	0	0.0	0	0
10/21	at Cincinnati	1	1	7	96	13.7	23	0	2	13	6.5	13	0
10/28	WASHINGTON	1	1	4	38	9.5	14	0	0	0	0.0	0	0
11/4	at N.Y. Giants	1	0	2	19	9.5	12	0	0	0	0.0	0	0
11/12	KANSAS CITY							INACTIVE					
11/18	BALTIMORE							INACTIVE					
11/25	at Cleveland							INACTIVE					
12/2	at Baltimore	1	1	5	58	11.6	34	0	1	4	4.0	4	0
12/9	SAN DIEGO	1	1	4	35	8.8	14	1	0	0	0.0	0	0
12/16	at Dallas	1	1	8	76	9.5	18	1	0	0	0.0	0	0
12/23	Cincinnati	1	1	5	97	19.4	60t	1	0	0	0.0	0	0
12/30	Cleveland	1	1	2	22	11.0	13	1	2	[-6]	[-3.0]	7	0
SEASON TOTALS		13	10	66	787	11.9	60t	5	7	24	3.4	13	0

Date	Opponent	PUNT RETURNS							KICKOFF RETURNS				
		No	FC	Yds	Avg	Lg	TD	No	Yds	Avg	Lg	TD	
9/9	at Denver	2	0	23	11.5	23	0	0	0	0.0	0	0	
9/16	N.Y. JETS	1	0	10	10.0	10	0	0	0	0.0	0	0	
9/23	at Oakland	2	1	22	11.0	22	0	0	0	0.0	0	0	
10/7	PHILADELPHIA	1	1	7	7.0	7	0	0	0	0.0	0	0	
10/11	at Tennessee	3	0	10	3.3	4	0	0	0	0.0	0	0	
10/21	at Cincinnati	3	0	10	3.3	9	0	0	0	0.0	0	0	
10/28	WASHINGTON	3	0	25	8.3	18	0	0	0	0.0	0	0	
11/4	at N.Y. Giants	0	0	0	0.0	0	0	0	0	0.0	0	0	
11/12	KANSAS CITY							INACTIVE					
11/18	BALTIMORE							INACTIVE					
11/25	at Cleveland							INACTIVE					
12/2	at Baltimore	5	0	9	1.8	6	0	0	0	0.0	0	0	
12/9	SAN DIEGO	1	3	0	0.0	0	0	0	0	0.0	0	0	
12/16	at Dallas	3	1	51	17.0	29	0	0	0	0.0	0	0	
12/23	Cincinnati	2	1	6	3.0	11	0	0	0	0.0	0	0	
12/30	Cleveland	1	1	10	10.0	10	0	0	0	0.0	0	0	
SEASON TOTALS		27	8	183	6.8	29	0	0	0	0.0	0	0	

ANTONIO BROWN

BROWN'S 2011 Game-by-Game Statistics

Date	Opponent	GP	GS	RECEIVING					TD	RUSHING				
				Rec	Yds	Avg	Lg	No		Yds	Avg	Lg	TD	
9/11	at Baltimore	1	0	2	14	7.0	15	0	0	0	0.0	0	0	
9/18	SEATTLE	1	0	4	67	16.8	19	0	1	1	1.0	1	0	
9/25	at Indianapolis	1	0	4	75	18.8	21	0	0	0	0.0	0	0	
10/2	at Houston	1	0	5	67	13.4	23	0	1	8	8.0	8	0	
10/9	TENNESSEE	1	0	2	23	11.5	17	0	1	10	10.0	10	0	
10/16	JACKSONVILLE	1	0	1	16	16.0	16	0	0	0	0.0	0	0	
10/23	at Arizona	1	0	7	102	14.6	20	0	0	0	0.0	0	0	
10/30	NEW ENGLAND	1	0	9	67	7.4	19	1	0	0	0.0	0	0	
11/6	BALTIMORE	1	0	5	109	21.8	32	0	0	0	0.0	0	0	
11/13	at Cincinnati	1	1	5	86	17.2	21	0	0	0	0.0	0	0	
11/27	at Kansas City	1	0	4	81	20.3	34	0	2	5	2.5	3	0	
12/4	CINCINNATI	1	0	2	67	33.5	45	0	1	9	9.0	9	0	
12/8	CLEVELAND	1	1	5	151	30.2	79t	1	0	0	0.0	0	0	
12/19	at San Francisco	1	1	5	59	11.8	24	0	0	0	0.0	0	0	
12/24	ST. LOUIS	1	0	3	34	11.3	19	0	1	8	8.0	8	0	
1/1	at Cleveland	1	0	6	90	15.0	40	0	0	0	0.0	0	0	
SEASON TOTALS		16	3	69	1,108	16.1	79t	2	7	41	5.9	10	0	

POSTSEASON

1/8	at Denver	1	0	5	70	14.0	25	0	1	18	18.0	18	0
POSTSEASON TOTALS		1	0	5	70	14.0	25	0	1	18	18.0	18	0

Date	Opponent	No	FC	PUNT RETURNS					TD	KICKOFF RETURNS				
				Yds	Avg	Lg	No	Yds		Avg	Lg	TD		
9/11	at Baltimore	2	1	7	3.5	6	0	3	103	34.3	41	0		
9/18	SEATTLE	4	0	56	14.0	41	0	1	23	23.0	23	0		
9/25	at Indianapolis	4	1	65	16.3	37	0	0	0	0.0	0	0		
10/2	at Houston	1	2	33	33.0	33	0	2	44	22.0	25	0		
10/9	TENNESSEE	0	2	0	0.0	0	0	2	83	41.5	52	0		
10/16	JACKSONVILLE	4	2	9	2.3	14	0	1	34	34.0	34	0		
10/23	at Arizona	2	1	47	23.5	31	0	3	66	22.0	30	0		
10/30	NEW ENGLAND	2	1	12	6.0	10	0	3	81	27.0	34	0		
11/6	BALTIMORE	2	0	21	10.5	13	0	1	25	25.0	25	0		
11/13	at Cincinnati	3	1	15	5.0	7	0	3	69	23.0	26	0		
11/27	at Kansas City	0	1	0	0.0	0	0	0	0	0.0	0	0		
12/4	CINCINNATI	3	4	65	21.7	60t	1	0	0	0.0	0	0		
12/8	CLEVELAND	0	1	0	0.0	0	0	1	21	21.0	21	0		
12/19	at San Francisco	2	2	(-10)	(-5.0)	0	0	3	85	28.3	36	0		
12/24	ST. LOUIS	1	4	5	5.0	5	0	1	30	30.0	30	0		
1/1	at Cleveland	0	3	0	0.0	0	0	3	73	24.3	28	0		
SEASON TOTALS		30	26	325	10.8	60t	1	27	737	27.3	52	0		

POSTSEASON

1/8	at Denver	0	3	0	0.0	0	0	0	0	0.0	0	0
POSTSEASON TOTALS		0	3	0	0.0	0	0	0	0	0.0	0	0

BROWN'S 2010 Game-by-Game Statistics

Date	Opponent	GP	GS	RECEIVING					TD	RUSHING				
				Rec	Yds	Avg	Lg	No		Yds	Avg	Lg	TD	
9/12	ATLANTA								INACTIVE					
9/19	at Tennessee	1	0	0	0	0	0.0	0	0	0	0.0	0	0	
9/26	at Tampa Bay	1	0	0	0	0	0.0	0	0	0	0.0	0	0	
10/3	BALTIMORE	1	0	1	1	6	6.0	6	0	0	0.0	0	0	
10/17	CLEVELAND								INACTIVE					
10/24	at Miami								INACTIVE					
10/31	at New Orleans								INACTIVE					
11/8	at Cincinnati								INACTIVE					
11/14	NEW ENGLAND								INACTIVE					
11/21	OAKLAND	1	0	1	1	21	21.0	21	0	0	0.0	0	0	
11/28	at Buffalo								INACTIVE					
12/5	at Baltimore	1	0	4	3	26	8.7	11	0	0	0.0	0	0	

ANTONIO BROWN

BROWN'S 2010 Game-by-Game Statistics (Continued)

Date	Opponent	GP	GS	RECEIVING					TD	RUSHING				
				Rec	Yds	Avg	Lg	No		Yds	Avg	Lg	TD	
12/12	CINCINNATI	1	0	4	3	27	9.0	12	0	0	0.0	0	0	
12/19	N.Y. JETS	1	0	3	2	15	7.5	16	0	0	0.0	0	0	
12/23	CAROLINA	1	0	2	2	20	10.0	13	0	0	0.0	0	0	
1/2	at Cleveland	1	0	4	4	52	13.0	26	0	0	0.0	0	0	
SEASON TOTALS		9	0	19	16	167	10.4	26	0	0	0.0	0	0	

POSTSEASON

1/15	BALTIMORE	1	0	3	3	75	25.0	58	0	0	0.0	0	0
1/23	N.Y. JETS	1	0	2	1	14	14.0	14	0	0	0.0	0	0
2/6	vs. Green Bay	1	0	3	1	1	1.0	1	0	0	0.0	0	0
POSTSEASON TOTALS		3	0	8	5	90	18.0	58	0	0	0.0	0	0

Date	Opponent	No	FC	PUNT RETURNS				TD	KICKOFF RETURNS				
				Yds	Avg	Lg	TD		No	Yds	Avg	Lg	TD
9/12	ATLANTA												
								INACTIVE					
9/19	at Tennessee	1	0	21	21.0	21	0	2	107	53.5	89t	1	
9/26	at Tampa Bay	0	0	0	0.0	0	0	3	67	22.3	25	0	
10/3	BALTIMORE	0	0	0	0.0	0	0	2	45	22.5	25	0	
10/17	CLEVELAND												
								INACTIVE					
10/24	at Miami												
								INACTIVE					
10/31	at New Orleans												
								INACTIVE					
11/8	at Cincinnati												
								INACTIVE					
11/14	NEW ENGLAND												
								INACTIVE					
11/21	OAKLAND	7	0	66	9.4	20	0	0	0	0.0	0	0	
11/28	at Buffalo												
								INACTIVE					
12/5	at Baltimore	2	1	11	5.5	11	0	0	0	0.0	0	0	
12/12	CINCINNATI	2	0	1	0.5	1	0	2	40	20.0	24	0	
12/19	N.Y. JETS	1	0	4	4.0	4	0	4	57	14.3	24	0	
12/23	CAROLINA	4	0	3	0.8	9	0	2	45	22.5	27	0	
1/2	at Cleveland	2	0	4	2.0	7	0	2	36	18.0	27	0	
SEASON TOTALS		19	1	110	5.8	21	0	17	397	23.4	89t	1	

POSTSEASON

1/15	BALTIMORE	2	0	16	8.0	12	0	4	85	21.3	27	0
1/23	N.Y. JETS	0	0	0	0.0	0	0	3	68	22.7	27	0
2/6	vs. Green Bay	4	0	5	1.3	2	0	4	88	22.0	38	0
POSTSEASON TOTALS		6	0	21	3.5	12	0	11	241	21.9	38	0

BROWN'S Career Totals

REGULAR SEASON

Date	Opponent	GP	GS	RECEIVING					TD	RUSHING				
				Rec	Yds	Avg	Lg	No		Yds	Avg	Lg	TD	
2010	Pittsburgh	9	0	16	167	10.4	26	0	0	0	0.0	0	0	
2011	Pittsburgh	16	3	69	1,108	16.1	79t	2	7	41	5.9	10	0	
2012	Pittsburgh	13	10	66	787	11.9	60t	5	7	24	3.4	13	0	
2013	Pittsburgh	16	14	110	1,499	13.6	56	8	7	4	0.6	10	0	
2014	Pittsburgh	16	16	129	1,698	13.2	63t	13	4	13	3.3	9	0	
2015	Pittsburgh	16	16	136	1,834	13.5	59	10	3	28	9.3	16	0	
2016	Pittsburgh	15	15	106	1,284	12.1	51	12	3	9	3.0	13	0	
NFL TOTALS		101	74	632	8,377	13.3	79t	50	31	119	3.8	16	0	

Date	Opponent	No	FC	PUNT RETURNS				TD	KICKOFF RETURNS			
				Yds	Avg	Lg	TD		No	Yds	Avg	Lg
2010	Pittsburgh	19	1	110	5.8	21	0	17	397	23.4	89t	1
2011	Pittsburgh	30	26	325	10.8	60t	1	27	737	27.3	52	0
2012	Pittsburgh	27	8	183	6.8	29	0	0	0	0.0	0	0
2013	Pittsburgh	32	23	409	12.8	67t	1	1	16	16.0	16	0
2014	Pittsburgh	30	16	319	10.6	71t	1	1	0	0.0	0	0
2015	Pittsburgh	22	13	212	9.6	71t	1	0	0	0.0	0	0
2016	Pittsburgh	15	15	140	9.3	33	0	1	23	23.0	23	0
NFL TOTALS		175	102	1,698	9.7	71t	4	47	1,173	25.0	89t	1

ANTONIO BROWN

BROWN'S Career Totals (Continued)

Career Regular-Season Special Teams Tackles (4): 2 in '10, 1 in '14 and 1 in '15.

Additional Statistics: Completed a three-yard touchdown pass to WR Lance Moore on 10/20/14 vs. Houston.

REGULAR-SEASON SINGLE-GAME HIGHS:

Receptions: 17, vs. Oakland, 11/8/15; Receiving Yards: 284, vs. Oakland, 11/8/15; Receiving Avg. (Min. 4 Rec.): 30.2, vs. Cleveland, 12/8/11; Receiving Long: 79t, vs. Cleveland, 12/8/11; Receiving Touchdowns: 3, at Indianapolis, 11/24/16; Rushing Attempts: 2, five times, last vs. Oakland, 11/8/15; Rushing Yards: 22, vs. Oakland, 11/8/15; Rushing Long: 16, vs. Oakland, 11/8/15.

POSTSEASON

Year	Team	RECEIVING							RUSHING				
		GP	GS	Rec	Yds	Avg	Lg	TD	No	Yds	Avg	Lg	TD
2010	Pittsburgh	3	0	5	90	18.0	58	0	0	0	0.0	0	0
2011	Pittsburgh	1	0	5	70	14.0	25	0	1	18	18.0	18	0
2014	Pittsburgh	1	1	9	117	13.0	44	0	0	0	0.0	0	0
2015	Pittsburgh	1	1	7	119	17.0	60	0	0	0	0.0	0	0
2016	Pittsburgh	3	3	18	309	17.2	62t	2	0	0	0.0	0	0
NFL TOTALS		9	5	44	705	16.0	62t	2	1	18	18.0	18	0

Year	Team	PUNT RETURNS						KICKOFF RETURNS				
		No	FC	Yds	Avg	Lg	TD	No	Yds	Avg	Lg	TD
2010	Pittsburgh	6	0	21	3.5	12	0	11	241	21.9	38	0
2011	Pittsburgh	0	3	0	0.0	0	0	0	0	0.0	0	0
2014	Pittsburgh	0	0	0	0.0	0	0	1	16	16.0	16	0
2015	Pittsburgh	2	2	8	4.0	6	0	0	0	0.0	0	0
2016	Pittsburgh	4	2	28	7.0	10	0	1	0	0.0	0	0
NFL TOTALS		12	7	57	4.8	12	0	13	257	19.8	38	0

BROWN'S 100 Yard Receiving Games

REGULAR SEASON (29)

Date	Opponent	Yds	Rec	Avg	Lg	TD	Result
10/23/11	at Arizona	102	7	14.6	20	0	W, 32-20
11/6/11	Baltimore	109	5	21.8	32	0	L, 23-20
12/8/11	Cleveland	151	5	30.2	79t	1	W, 14-3
9/22/13	Chicago	196	9	21.8	45	2	L, 40-23
11/10/13	Buffalo	104	6	17.3	40	0	W, 23-10
11/17/13	Detroit	147	7	21.0	47t	2	W, 37-27
12/8/13	Miami	137	5	27.4	56	1	L, 34-28
12/22/13	at Green Bay	105	6	17.5	36	0	W, 38-31
9/7/14	Cleveland	116	5	23.2	41	1	W, 30-27
9/28/14	Tampa Bay	131	7	18.7	27t	2	L, 27-24
10/12/14	at Cleveland	118	7	16.9	23	0	L, 31-10
10/26/14	Indianapolis	133	10	13.3	47t	2	W, 51-34
11/2/14	Baltimore	144	11	13.1	54t	1	W, 43-23
12/7/14	at Cincinnati	117	9	13.0	32	0	W, 42-21
12/14/14	at Atlanta	123	10	12.3	28	0	W, 27-20
12/28/14	Cincinnati	128	7	18.3	63t	1	W, 27-17
9/10/15	at New England	133	9	14.8	43	1	L, 28-21
9/20/15	San Francisco	195	9	21.7	59	1	W, 43-18
9/27/15	at St. Louis	108	11	9.8	19	0	W, 12-6
10/25/15	at Kansas City	124	6	20.7	41	0	L, 23-13
11/8/15	Oakland	284	17	16.7	59	0	W, 38-35
11/15/15	Cleveland	139	10	13.9	56t	2	W, 30-9
12/6/15	Indianapolis	118	8	14.8	48	2	W, 45-10
12/20/15	Denver	189	16	11.8	23t	2	W, 34-27
1/3/16	at Cleveland	187	13	14.4	27	1	W, 28-12
9/12/16	at Washington	126	8	15.8	29t	2	W, 38-16
9/25/16	at Philadelphia	140	12	11.7	20	0	L, 34-31
10/23/16	New England	106	7	15.1	51	0	L, 27-16
11/13/16	Dallas	154	14	11.0	44	1	L, 35-30

BROWN'S 100 Yard Receiving Games *(Continued)***POSTSEASON (4)**

Date	Opponent	Yds	Rec	Avg	Lg	TD	Result
1/3/15	Baltimore	117	9	13.0	44	0	L, 30-17
1/9/16	at Cincinnati	119	7	17.0	60	0	W, 18-16
1/8/17	Miami	124	5	24.8	62t	2	W, 30-12
1/15/17	at Kansas City	108	6	18.0	52	0	W, 18-16



38

BRANDON BROWN-DUKES *Running Back*

HEIGHT: 5-8

HOW ACQUIRED: UDFA – '16

WEIGHT: 200

NFL EXPERIENCE: 1st year

COLLEGE: Mercyhurst

BORN: April 29, 1992

BIRTHPLACE: Orlando, Fla.

PRO **(0-0/0-0)**: Signed by the Steelers on June 14, 2017...released by the Steelers on May 2, 2017...signed a Reserve/Future contract with the Steelers on January 24, 2017...signed to the Steelers' practice squad on December 27, 2016...released from the Steelers' practice squad on December 7, 2016...signed to the Steelers' practice squad on November 21, 2016...released from the Steelers' practice squad on September 26, 2016...signed to the Steelers' practice squad on September 20, 2016...released from the Steelers' practice squad on September 16, 2016...released by the Steelers on August 3, 2016...originally signed with the Steelers as an undrafted rookie free agent on May 1, 2016.

2016 **(0-0/0-0)**: Spent portions of the regular season and postseason on the Steelers' practice squad.

COLLEGE Finished his four-year career at Mercyhurst (2012-15) as the school's all-time leading rusher with 3,803 yards...finished his career with the second-most rushing touchdowns in school history (34)...was a four-time all-PSAC West first-team selection (2012-15)...named to the Don Hansen All-Super Region One third team for three consecutive seasons (2012-14)...became the first running back in school history to reach 1,000 rushing yards in back-to-back seasons (2012-13)...was named the PSAC West Freshman of the Year in 2012, as he finished with 1,295 rushing yards on 244 carries with rushing 16 touchdowns...majored in sports business management.

PERSONAL Attended Winter Park High School (Winter Park, Fla.)...team advanced to the playoffs three times, winning back-to-back district titles during his tenure...lost only one game during his last two seasons...during his senior campaign, rushed for 1,100 yards with 16 rushing touchdowns.

**MARTAVIS BRYANT** *Wide Receiver*

HEIGHT: 6-4
 WEIGHT: 211
 COLLEGE: Clemson
 BORN: Dec. 20, 1991
 BIRTHPLACE: Calhoun Falls, S.C.

HOW ACQUIRED: D4 - '14 (#118)
 NFL EXPERIENCE: 3rd year

CAREER HIGHLIGHTS

Set the Steelers' record for total touchdowns in a player's first 16 regular-season games (14).

Became the second player in NFL history to register two touchdowns off at least 88 yards in each of his first two NFL seasons.

Set the Steelers' single-game postseason record (2015 postseason) with 194 scrimmage yards (AFC Divisional Playoff 1/17/16 at Denver).

Became the first wide receiver in NFL history to record a 40-yard run in two straight playoff games (2015 postseason).

Set an NFL record for the most receiving touchdowns in a player's first four games in a career with six in 2014.

Caught a 94-yard touchdown pass 12/7/14 at Cincinnati, the second-longest pass play in team history.

In 2014, he became the second rookie in team history to record multiple touchdown reception games (Eric Green, 1990).

Recipient of the Joe Greene Great Performance Award in 2014, given annually to the Steelers' top rookie.

PRO

(21-8/3-2): Reinstated on a conditional basis on April 25, 2017...placed on the Reserve/Suspended by Commissioner List on March 14, 2016...activated to the Steelers' 53-man roster on October 13, 2015...placed on the Reserve/Suspended by Commissioner List on September 5, 2015...originally drafted by the Steelers in the fourth round (118th overall) of the 2014 NFL Draft.

2016

(0-0/0-0): Spent the entire season on the Reserve/Suspended by Commissioner List.

2015

(11-5/2-2): Saw action in 11 games with five starts during the regular season...

recorded single-season career highs in receptions (50) and receiving yards (765) during the regular season...reached the 1,000-yard career receiving mark on his 51st career reception, the third-fewest receptions to reach 1,000 career receiving yards among active players...started both postseason contests...led the team in receptions (14), receiving yards (183) and receiving touchdowns (1) in the postseason.

10/18 vs. Arizona: Led the team in receptions (6), receiving yards (137) and receiving touchdowns (2)...marked his third career multi-touchdown game during the regular season...his first touchdown was an eight-yarder and his second was an 88-yarder to seal the victory.

10/25 at Kansas City: Hauled-in a 19-yard touchdown reception.

11/8 vs. Oakland: Caught a 14-yard touchdown pass in the fourth quarter.

11/15 vs. Cleveland: Totaled a single-game career-high 178 receiving yards...had three receptions of at least 30 yards, including a 32-yard touchdown in the second quarter...his 145 receiving yards in the first half set a career-mark for most receiving yards in the first half of a game.

11/29 at Seattle: Recorded 69 receiving yards...added an 11-yard touchdown run, his first career rushing touchdown...became the first Steelers' WR since Hines Ward in 2004 to record a rushing touchdown.

12/6 vs. Indianapolis: Recorded his fifth career 100-yard game, registering 114 yards on four receptions...recorded a 68-yard touchdown.

12/20 vs. Denver: Set a single-game career-high with 10 receptions.

AFC Wild Card Game 1/9 at Cincinnati: Caught a 10-yard touchdown pass...recorded a 44-yard run in the third quarter, a career playoff long.

AFC Divisional Playoff 1/17 at Denver: Led all players with personal single-game postseason bests in receptions (9), receiving yards (154) and yards from

MARTAVIS BRYANT

scrimmage (194)...at the time, became just the third Steelers' wide receiver to reach 150 scrimmage yards in a postseason game...his 154 receiving yards are the third-most in a single postseason game in Steelers' history...added a 40-yard run in the first quarter, his second consecutive postseason game with a run of at least 40 yards...became the first Steeler since Merrill Hoge (1989 postseason) to record a run of at least 40 yards in two straight playoff games.

2014

[10-3/1-0]: Saw action in 10 games with three starts during the regular season, and saw action in the lone postseason contest...inactive for the first six weeks of the season (Weeks 1-2 due to a shoulder injury)...finished second on the team's receiving touchdowns list as a rookie with a career-best eight during the regular season.

10/20 vs. Houston: Made his NFL debut...caught a 35-yard touchdown on his first reception, becoming the first Steelers rookie since TE Matt Spaeth (9/7/07 vs. Cleveland) to accomplish the feat.

10/26 vs. Indianapolis: Totaled five receptions for 83 receiving yards...recorded two receiving touchdowns, setting a then single-game career-high...added a 52-yard reception...became the first Steelers rookie WR to total two receiving touchdowns in a single game since 2009 (Mike Wallace, 12/20/09 vs. Green Bay)...became the first Steelers rookie WR to record a receiving touchdown in back-to-back games since 2010 (Emmanuel Sanders, Weeks 10-11).

11/2 vs. Baltimore: Made his first career start...tied his career-high with two receiving touchdowns.

11/9 at N.Y. Jets: Totaled 143 receiving yards...recorded an 80-yard touchdown reception...added a 45-yard reception...recorded his first career 100-yard receiving game...became the first Steelers rookie since Wallace (9/27/09 at Cincinnati) to have a 100-yard receiving game...became the first Steelers' rookie to have a touchdown reception in four straight games since Heath Miller in 2005.

12/7 at Cincinnati: Recorded 109 receiving yards...

registered a career-long reception of 94 yards that went for a touchdown...became the fourth player in NFL history to record seven receiving touchdowns in a player's first seven career games.

12/28 vs. Cincinnati: Scored on a 21-yard touchdown reception.

AFC Wild Card Game 1/3 vs. Baltimore: Totaled five receptions for 61 yards with one touchdown, a six-yarder...the five receptions tied a Steelers rookie post-season record for a single game...became the sixth rookie in team history to record a touchdown reception in a postseason game and the first since Miller (AFC Divisional Game 1/15/06 at Indianapolis).

COLLEGE

Appeared in a total of 37 contests at Clemson, starting 13 games (2011-13)...caught 61 passes for 1,354 yards with 13 receiving touchdowns...at the time, his receiving average of 22.20 yards set the NCAA Football Bowl Subdivision record...at the time, joined tight end Joe Blalock (20.34) and flanker Gary Cooper (20.15) as the only Tigers to average at least 20 yards per catch...teamed with Sammy Watkins in 2013 to combine for 143 receptions for 2,292 yards with 19 touchdowns...the only ACC tandem to register more receiving yards in the same season were North Carolina State's Torry Holt (1,604) and Chris Coleman (876), who totaled 2,480 yards in 1998...named All-ACC second-team in 2013...majored in community recreation, sport, & camp management.

PERSONAL

Prepped at Hargrave Military Academy (Chatham, Va.)...attended T.L. Hanna High School (Calhoun Falls, S.C.)...had 70 receptions for 722 yards with 11 receiving touchdowns during his senior season...played in the Shrine Bowl and U.S. Army All-American game after receiving first-team all-state honors from *The State* and the *High School Sports Report* as a senior in 2009...recorded 44 receptions for 776 yards with six receiving touchdowns, and he added 13 kickoff returns for 348 yards with one returned for a touchdown during his junior season...son of Roberta Bryant...has two daughters and one son...Full name: Martavis Alexander Bryant.

BRYANT'S 2015 Game-by-Game Statistics

Date	Opponent	GP	GS	RECEIVING					RUSHING					
				Rec	Yds	Avg	Lg	TD	No	Yds	Avg	Lg	TD	
9/10	at New England													
9/20	SAN FRANCISCO													
9/27	at St. Louis													
10/1	BALTIMORE													

BRYANT'S 2015 Game-by-Game Statistics (Continued)

Date	Opponent	GP	GS	RECEIVING					TD	No	RUSHING			
				Rec	Yds	Avg	Lg	Yds			Avg	Lg	TD	
10/12	at San Diego									NOT ACTIVATED TO 53-MAN ROSTER				
10/18	ARIZONA	1	0	6	137	22.8	88t	2	1	8	8.0	8	0	
10/25	at Kansas City	1	1	3	45	15.0	19t	1	1	13	13.0	13	0	
11/1	CINCINNATI	1	0	4	49	12.3	21	0	0	0	0.0	0	0	
11/8	OAKLAND	1	1	3	31	10.3	15	1	0	0	0.0	0	0	
11/15	CLEVELAND	1	0	6	178	29.7	64	1	0	0	0.0	0	0	
11/29	at Seattle	1	0	5	69	13.8	40	0	1	11	11.0	11t	1	
12/6	INDIANAPOLIS	1	0	4	114	28.5	68t	1	0	0	0.0	0	0	
12/13	at Cincinnati	1	1	7	49	7.0	18	0	1	1	1.0	1	0	
12/20	DENVER	1	1	10	87	8.7	15	0	0	0	0.0	0	0	
12/27	at Baltimore	1	1	1	6	6.0	6	0	1	4	4.0	4	0	
1/3	at Cleveland	1	0	1	0	0.0	0	0	0	0	0.0	0	0	
SEASON TOTALS		11	5	50	765	15.3	88t	6	5	37	7.4	13	1	

POSTSEASON

1/9	at Cincinnati	1	1	5	29	5.8	10t	1	1	44	44.0	44	0
1/17	at Denver	1	1	9	154	17.1	52	0	2	40	40.0	40	0
POSTSEASON TOTALS		2	2	14	183	13.1	52	1	3	84	28.0	44	0

BRYANT'S 2014 Game-by-Game Statistics

Date	Opponent	GP	GS	RECEIVING					TD	No	RUSHING			
				Rec	Yds	Avg	Lg	Yds			Avg	Lg	TD	
9/7	CLEVELAND									INACTIVE				
9/11	at Baltimore									INACTIVE				
9/21	at Carolina									INACTIVE				
9/28	TAMPA BAY									INACTIVE				
10/5	at Jacksonville									INACTIVE				
10/12	at Cleveland									INACTIVE				
10/20	HOUSTON	1	0	2	40	20.0	35t	1	0	0	0.0	0	0	
10/26	INDIANAPOLIS	1	0	5	83	16.6	52	2	0	0	0.0	0	0	
11/2	BALTIMORE	1	1	3	44	14.7	19t	2	1	3	3.0	3	0	
11/9	at N.Y. Jets	1	1	4	143	35.8	80t	1	0	0	0.0	0	0	
11/17	at Tennessee	1	0	2	11	5.5	8	0	0	0	0.0	0	0	
11/30	NEW ORLEANS	1	0	1	23	23.0	23	0	0	0	0.0	0	0	
12/7	at Cincinnati	1	0	4	109	27.3	94t	1	0	0	0.0	0	0	
12/14	at Atlanta	1	0	3	31	10.3	14	0	0	0	0.0	0	0	
12/21	KANSAS CITY	1	0	1	44	44.0	44	0	2	9	4.5	9	0	
12/28	CINCINNATI	1	1	1	21	21.0	21t	1	0	0	0.0	0	0	
SEASON TOTALS		10	3	26	549	21.1	94t	8	3	12	4.0	9	0	

POSTSEASON

1/3	BALTIMORE	1	0	5	61	12.2	22	1	1	6	6.0	6	0
POSTSEASON TOTALS		1	0	5	61	12.2	22	1	1	6	6.0	6	0


BRYANT'S Career Totals

REGULAR SEASON

Year	Team	GP	GS	RECEIVING					TD	No	RUSHING			
				Rec	Yds	Avg	Lg	Yds			Avg	Lg	TD	
2014	Pittsburgh	10	3	26	549	21.1	94t	8	3	12	4.0	9	0	
2015	Pittsburgh	11	5	50	765	15.3	88t	6	5	37	7.4	13	1	
NFL TOTALS		21	8	76	1,314	17.3	94t	14	8	49	6.1	13	1	

POSTSEASON

Year	Team	GP	GS	RECEIVING					TD	No	RUSHING			
				Rec	Yds	Avg	Lg	Yds			Avg	Lg	TD	
2014	Pittsburgh	1	0	5	61	12.2	22	1	1	6	6.0	6	0	
2015	Pittsburgh	2	2	14	183	13.1	52	1	3	84	28.0	44	0	
NFL TOTALS		3	2	19	244	12.8	52	2	4	90	22.5	44	0	



25

ARTIE BURNS *Cornerback*

HEIGHT: 6-0
 WEIGHT: 197
 COLLEGE: Miami (Fla.)
 BORN: May 1, 1995
 BIRTHPLACE: Miami, Fla.

HOW ACQUIRED: D1 – '16 (#25)
 NFL EXPERIENCE: 2nd year

PRO [16-9/3-3]: Drafted by the Steelers in the first round (25th overall) of the 2016 NFL Draft.

2016 [16-9/3-3]: Saw action in all 16 games with nine starts during the regular season... became the ninth rookie in team history (since the 1970 merger) to record at least three interceptions in his debut season...his 13 pass breakups during the regular season were good for second on the team... recorded one special teams tackle during the regular season (10/2 vs. Kansas City)...started all three post-season contests.

11/6 at Baltimore: Made his first career start...recorded his first career interception, picking off QB Joe Flacco... tied for the team lead with two pass breakups.

11/20 at Cleveland: Picked off QB Cody Kessler in the first quarter...led the team with a single-game career-high three pass breakups.

12/11 at Buffalo: Recorded his third interception of the season, picking off QB Tyrod Taylor.

AFC Divisional Playoff 1/15 at Kansas City: Recovered his first career fumble on defense in the postseason.

COLLEGE Started 23-of-36 games played for Miami (Fla.) from 2013-15...recorded 93 tackles, seven interceptions, 14 pass breakups, 2.0 sacks, one forced fumble and one fumble recovery... as a senior in 2015, earned All-ACC second-team honors, as he led the conference with six interceptions, the most by a Hurricane since 2003 (Sean Taylor, 10)... opened the 2015 season with an interception in three consecutive games, to become the first Hurricane since Taylor to record at least one interception in three straight games...totaled a career-best 40 tackles during the 2014 season...as special teams player in 2013, averaged 26.1 yards per kickoff return on 10 returns... majored in liberal arts.

PERSONAL Attended Northwestern High School (Miami, Fla.)...totaled 72 tackles, 4.0 sacks, six pass breakups and two interceptions, in addition to returning two kickoffs for touchdowns...he was also one of the nation's top hurdlers, as he earned All-USA high school track and field honors from the *USA Today* in 2011 and 2012...son of Artie Tyrone Burns, Sr. and the late Dana Smith...is the legal guardian of his two younger brothers, Thomas and Jordan...he and his girlfriend, Ella, have one son, A.J....Full name: Artie Tyrone Burns, Jr.


BURNS' 2016 Game-by-Game Statistics

Date	Opponent	GP	GS	T	AT	TOT	Sacks	Yds	Int/Yds	PD	FF	FR
9/12	at Washington	1	0	0	0	0	0.0	0.0	0/0	0	0	0
9/18	CINCINNATI	1	0	1	1	2	0.0	0.0	0/0	1	0	0
9/25	at Philadelphia	1	0	2	0	2	0.0	0.0	0/0	1	0	0
10/2	KANSAS CITY	1	0	2	1	3	0.0	0.0	0/0	2	0	0
10/9	N.Y. JETS	1	0	2	0	2	0.0	0.0	0/0	0	0	0
10/16	at Miami	1	0	5	0	5	0.0	0.0	0/0	0	0	0
10/23	NEW ENGLAND	1	0	4	0	4	0.0	0.0	0/0	0	0	0
11/6	at Baltimore	1	1	3	1	4	0.0	0.0	1/9	2	0	0
11/13	DALLAS	1	1	4	2	6	0.0	0.0	0/0	0	0	0
11/20	at Cleveland	1	1	3	0	3	0.0	0.0	1/0	3	0	0
11/24	at Indianapolis	1	1	4	1	5	0.0	0.0	0/0	0	0	0
12/4	N.Y. GIANTS	1	1	6	1	7	0.0	0.0	0/0	0	0	0
12/11	at Buffalo	1	1	3	0	3	0.0	0.0	1/4	1	0	0
12/18	at Cincinnati	1	1	2	1	3	0.0	0.0	0/0	2	0	0
12/25	BALTIMORE	1	1	5	2	7	0.0	0.0	0/0	0	0	0
1/1	CLEVELAND	1	1	5	3	8	0.0	0.0	0/0	1	0	0
NFL TOTALS		16	9	51	13	64	0.0	0.0	3/13	13	0	0

BURNS' 2016 Game-by-Game Statistics *(Continued)***POSTSEASON**

Date	Opponent	GP	GS	T	AT	TOT	Sacks	Yds	Int/Yds	PD	FF	FR
1/8	MIAMI	1	1	3	1	4	0.0	0.0	0/0	0	0	0
1/15	at Kansas City	1	1	2	0	2	0.0	0.0	0/0	0	0	1
1/22	at New England	1	1	4	2	6	0.0	0.0	0/0	0	0	0
NFL TOTALS		3	3	9	3	12	0.0	0.0	0/0	0	0	1

Career Regular-Season Special Teams Tackles (1): 1 in '16.



46

KAMERON CANADAY *Long Snapper*

HEIGHT: 6-4

WEIGHT: 245

COLLEGE: Portland State

BORN: August 20, 1992

BIRTHPLACE: Eugene, Ore.

HOW ACQUIRED: FA – '17

NFL EXPERIENCE: 1st year

PRO

[3-0/0-0]: Signed by the Steelers on May 30, 2017...released by the Steelers on May 5, 2017...signed with the Steelers on February 21, 2017...released by the Arizona Cardinals on September 27, 2016...originally signed with the Cardinals as an undrafted rookie free agent on May 2, 2016.

2016

[3-0/0-0] (ARZ): Served as the long-snapper games for the first three regular-season games before being released on September 27.

COLLEGE

Played in 41 games as the four-year starting long snapper at Portland State (2012-15)...as a senior in 2015, named an FCS third-team All-American and helped Portland State earn just its second berth in the FCS playoffs since moving up from Division II in 1996.

PERSONAL

Attended Sheldon High School (Eugene, Ore.)...named first-team All-Southwest League as a defensive lineman...had 78 tackles, 4.0 sacks, one interception, one fumble recovery and three pass breakups...also played basketball...son of Tami and Bob Canaday.



56

ANTHONY CHICKILLO *Linebacker*

HEIGHT: 6-3

HOW ACQUIRED: D6b - '15 (#212)

WEIGHT: 255

NFL EXPERIENCE: 3rd year

COLLEGE: Miami (Fla.)

BORN: Dec. 10, 1992

BIRTHPLACE: Tampa, Fla.

PRO (22-7/3-0): Promoted to the Steelers' active roster from the Steelers' practice squad on September 30, 2015...signed to the Steelers' practice squad on September 7, 2015...released by the Steelers on September 6, 2015...originally drafted by the Steelers in the sixth round (212th overall) of the 2015 NFL Draft.

2016 (15-7/1-0): Played in 15 games with seven starts during the regular season...did not play in the season finale 1/1 vs. Cleveland...totaled single-season career-highs in sacks (2.5) and forced fumbles (2) during the regular season...recorded five special teams tackles during the regular season (one, 9/12 at Washington, 10/2 vs. Kansas City, 11/20 at Cleveland, 11/24 at Indianapolis and 12/11 at Buffalo)...inactive due to an ankle injury for the AFC Wild Card Game 1/8 vs. Miami and the AFC Divisional Playoff 1/15 at Kansas City.

10/9 vs. N.Y. Jets: Recorded his first career sack and forced fumble, taking down QB Ryan Fitzpatrick.

10/16 at Miami: Started his first career game.

11/6 at Baltimore: Split a sack with LB Ryan Shazier...set a single-game career-high with six tackles.

11/13 vs. Dallas: Recorded a strip sack of QB Dak Prescott that was recovered by Shazier.

2015 (7-0/2-0): Appeared in seven games during the regular season, recording six special teams tackles (two, 1/3 at Cleveland, and one, 10/25 at Kansas City, 11/8 vs. Oakland, 11/15 vs. Cleveland and 12/6 vs. Indianapolis)...inactive 10/1 vs. Baltimore,

10/12 at San Diego, 11/29 at Seattle, 12/13 at Cincinnati, 12/20 vs. Denver and 12/27 at Baltimore...saw action in both postseason games.

10/18 vs. Arizona: Made his NFL debut.

11/8 vs. Oakland: Recovered his first career fumble on special teams that was forced by FB Roosevelt Nix...the Steelers scored on their ensuing drive to take a 35-21 lead.

1/3 at Cleveland: Forced his first career fumble on special teams that was recovered by CB Brandon Boykin.

COLLEGE Started 47-of-50 games at Miami (Fla.) from 2011-2014...recorded 170 tackles, 25.0 TFLs, 15.5 sacks, two forced fumbles, five fumble recoveries and five pass breakups...totaled single-season career highs in tackles (46), TFLs (7.5) and sacks (3.5) in 2013...earned All-ACC honorable mention honors in 2012...finished third in the ACC Defensive Rookie of the Year Award voting as a freshman in 2011...majored in sports administration with a minor in broadcast journalism.

PERSONAL Attended Alonso High School (Tampa, Fla.) for his junior and senior seasons...was a five-star prospect according to *Rivals.com* and ESPN...was named MVP of 2011 Under Armour All-American game at Tropicana Field in Tampa Bay...totaled 140 tackles, 18.0 sacks and two interceptions as a senior...as a junior, finished with 80 tackles, 12.5 sacks, six pass break-ups, two forced fumbles and one fumble recovery...son of Joan and Tony Chickillo...Full name: Anthony Louis Nicholas Chickillo.

CHICKILLO'S 2016 Game-by-Game Statistics

Date	Opponent	GP	GS	T	AT	TOT	Sacks	Yds	Int/Yds	PD	FF	FR
9/12	at Washington	1	0	1	0	1	0.0	0.0	0/0	0	0	0
9/18	CINCINNATI	1	0	1	0	1	0.0	0.0	0/0	0	0	0
9/25	at Philadelphia	1	0	1	0	1	0.0	0.0	0/0	0	0	0
10/2	KANSAS CITY	1	0	0	0	0	0.0	0.0	0/0	0	0	0
10/9	N.Y. JETS	1	0	3	0	3	1.0	7.0	0/0	0	1	0
10/16	at Miami	1	1	3	0	3	0.0	0.0	0/0	0	0	0
10/23	NEW ENGLAND	1	1	0	1	1	0.0	0.0	0/0	0	0	0
11/6	at Baltimore	1	1	4	2	6	0.5	3.0	0/0	0	0	0

ANTHONY CHICKILLO

CHICKILLO'S 2016 Game-by-Game Statistics (Continued)

Date	Opponent	GP	GS	T	AT	TOT	Sacks	Yds	Int/Yds	PD	FF	FR
11/13	DALLAS	1	1	2	2	4	1.0	12.0	0/0	0	1	0
11/20	at Cleveland	1	1	1	0	1	0.0	0.0	0/0	0	0	0
11/24	at Indianapolis	1	1	3	0	3	0.0	0.0	0/0	0	0	0
12/4	N.Y. GIANTS	1	1	0	0	0	0.0	0.0	0/0	0	0	0
12/11	at Buffalo	1	0	0	0	0	0.0	0.0	0/0	0	0	0
12/18	at Cincinnati	1	0	0	0	0	0.0	0.0	0/0	0	0	0
12/25	BALTIMORE	1	0	0	0	0	0.0	0.0	0/0	0	0	0
1/1	CLEVELAND											
DID NOT PLAY												
SEASON TOTALS		15	7	19	5	24	2.5	22.0	0/0	0	2	0

POSTSEASON

1/8	MIAMI											
INACTIVE												
1/15	at Kansas City											
INACTIVE												
1/22	at New England	1	0	0	0	0	0.0	0.0	0/0	0	0	0
POSTSEASON TOTALS		1	0	0	0	0	0.0	0.0	0/0	0	0	0

CHICKILLO'S 2015 Game-by-Game Statistics

Date	Opponent	GP	GS	T	AT	TOT	Sacks	Yds	Int/Yds	PD	FF	FR
9/10	at New England											
PRACTICE SQUAD												
9/20	SAN FRANCISCO											
PRACTICE SQUAD												
9/27	at St. Louis											
PRACTICE SQUAD												
10/1	BALTIMORE											
INACTIVE												
10/12	at San Diego											
INACTIVE												
10/18	ARIZONA	1	0	0	0	0	0.0	0.0	0/0	0	0	0
10/25	at Kansas City	1	0	0	0	0	0.0	0.0	0/0	0	0	0
11/1	CINCINNATI	1	0	0	0	0	0.0	0.0	0/0	0	0	0
11/8	OAKLAND	1	0	0	0	0	0.0	0.0	0/0	0	0	0
11/15	CLEVELAND	1	0	0	0	0	0.0	0.0	0/0	0	0	0
11/29	at Seattle											
INACTIVE												
12/6	INDIANAPOLIS	1	0	0	0	0	0.0	0.0	0/0	0	0	0
12/13	at Cincinnati											
INACTIVE												
12/20	DENVER											
INACTIVE												
12/27	at Baltimore											
INACTIVE												
1/3	at Cleveland	1	0	0	0	0	0.0	0.0	0/0	0	0	0
SEASON TOTALS		7	0	0	0	0	0.0	0.0	0/0	0	0	0

POSTSEASON

1/9	at Cincinnati	1	0	0	0	0	0.0	0.0	0/0	0	0	0
1/17	at Denver	1	0	0	0	0	0.0	0.0	0/0	0	0	0
POSTSEASON TOTALS		2	0	0	0	0	0.0	0.0	0/0	0	0	0

CHICKILLO'S Career Totals

REGULAR SEASON

Year	Team	GP	GS	T	AT	TOT	Sacks	Yds	Int/Yds	PD	FF	FR
2015	Pittsburgh	7	0	0	0	0	0.0	0.0	0/0	0	0	0
2016	Pittsburgh	15	7	19	5	24	2.5	22.0	0/0	0	2	0
NFL TOTALS		22	7	19	5	24	2.5	22.0	0/0	0	2	0

Career Regular-Season Special Teams Tackles (11): 6 in '15 and 5 in '16.

Additional Statistics: Recovered his first career fumble on special teams 11/8/15 vs. Oakland...forced his first career fumble on special teams 1/3/16 at Cleveland.

POSTSEASON

Year	Team	GP	GS	T	AT	TOT	Sacks	Yds	Int/Yds	PD	FF	FR
2015	Pittsburgh	2	0	0	0	0	0.0	0.0	0/0	0	0	0
2016	Pittsburgh	1	0	0	0	0	0.0	0.0	0/0	0	0	0
NFL TOTALS		3	0	0	0	0	0.0	0.0	0/0	0	0	0



14

SAMMIE COATES *Wide Receiver*

HEIGHT: 6-1
WEIGHT: 212
COLLEGE: Auburn
BORN: March 31, 1993
BIRTHPLACE: Leroy, Ala.

HOW ACQUIRED: D3 - '15 (#87)
NFL EXPERIENCE: 3rd year

PRO **[20-5/4-0]:** Drafted by the Steelers in the third round (87th overall) of the 2015 NFL Draft.

2016 **[14-5/3-0]:** Played in 14 games with five starts during the regular season (inactive due to a hamstring injury 12/25 vs. Baltimore and did not play in the season finale vs. Cleveland 1/1)...established single-season career-highs in receptions (21), receiving yards (435) and receiving touchdowns (2)...became the second player in team history to record a reception of at least 40 yards in five straight games (Weeks 1-5)...the streak was the second-longest in team history...recorded seven special teams tackles during the regular season (three, 11/20 at Cleveland, two, 12/4 vs. N.Y. Giants, and one, 9/25 at Philadelphia and 12/18 at Cincinnati)...saw action in all three post-season contests.

10/2 vs. Kansas City: Led the team in receptions (6) and receiving yards (79).

10/9 vs. N.Y. Jets: Recorded his first career 100-yard receiving game and multi-touchdown game...tied a single-game career-high with six receptions...recorded a 72-yard touchdown reception, the longest reception of his career...added a five-yard touchdown late in the fourth quarter.

12/18 at Cincinnati: Recorded a career-long kickoff return of 44 yards...the return marked the longest kickoff return by a Steeler since 2013 (Emmanuel Sanders: 46 yards)...established a career-long run of 15 yards.

2015 **[6-0/1-0]:** Saw action in six regular-season games...inactive for eight games and did not play in two games during the regular season, and he was inactive for the AFC Wild Card Game 1/9 at Cin-

cinnati...played in the final postseason contest at Denver in the AFC Divisional Game.

10/1 vs. Baltimore: Recorded his first career reception for 11 yards.

AFC Divisional Playoff 1/17 at Denver: Made his post-season debut, recording 61 receiving yards on two receptions with a long reception of 37 yards.

COLLEGE Was a three-year starter at Auburn (2012-14), where he finished his career with 82 receptions for 1,757 yards with 13 receiving touchdowns...left the school with the 10th-most receiving yards (1,757 yards), which included seven career 100-yard games...set an Auburn Iron Bowl-record with 206 yards receiving at Alabama on five catches in 2014...in 2013, ranked third in nation in yards per catch (21.5), while setting single-season career highs in receptions (42), receiving yards (902) and receiving touchdowns (7)...graduated with a degree in public administration.

PERSONAL Attended Leroy High School (Leroy, Ala.)...named to the All-Southeast Region team by PrepStar...named to the *Orlando Sentinel's* All-Southern Team as a first-team selection from Alabama...selected to play in the Alabama-Mississippi All-Star Game following his senior season...named to the Super 12 team and was named the 2010 Class 2A Back of the Year by the Alabama Sports Writers Association...caught 57 passes as a senior for 1,170 yards with 14 touchdowns...led his team to the 2010 Alabama Class 2A state championship, earning MVP honors after hauling in five catches for 60 yards with two touchdowns, rushing six times for 27 yards and one score, punting twice for 63 yards and returning one punt for five yards...son of Sharon Coates...Full name: Sammie Coates, Jr.

COATES' 2016 Game-by-Game Statistics

Date	Opponent	GP	GS	RECEIVING					RUSHING				
				Rec	Yds	Avg	Lg	TD	No	Yds	Avg	Lg	TD
9/12	at Washington	1	1	2	56	28.0	42	0	0	0	0.0	0	0
9/18	CINCINNATI	1	1	2	97	48.5	53	0	1	6	6.0	6	0
9/25	at Philadelphia	1	0	3	50	16.7	41	0	0	0	0.0	0	0
10/2	KANSAS CITY	1	1	6	79	13.2	47	0	1	-1	-1.0	-1	0

SAMMIE COATES

COATES' 2016 Game-by-Game Statistics

Date	Opponent	GP	GS	RECEIVING					RUSHING				
				Rec	Yds	Avg	Lg	TD	No	Yds	Avg	Lg	TD
10/9	N.Y. JETS	1	1	6	139	23.2	72t	2	0	0	0.0	0	0
10/16	at Miami	1	0	0	0	0.0	0	0	0	0	0.0	0	0
10/23	NEW ENGLAND	1	0	1	4	4.0	4	0	0	0	0.0	0	0
11/6	at Baltimore	1	0	0	0	0.0	0	0	0	0	0.0	0	0
11/13	DALLAS	1	0	0	0	0.0	0	0	0	0	0.0	0	0
11/20	at Cleveland	1	0	0	0	0.0	0	0	0	0	0.0	0	0
11/24	at Indianapolis	1	0	0	0	0.0	0	0	0	0	0.0	0	0
12/4	N.Y. GIANTS	1	0	0	0	0.0	0	0	0	0	0.0	0	0
12/11	at Buffalo	1	0	0	0	0.0	0	0	0	0	0.0	0	0
12/18	at Cincinnati	1	1	1	10	10.0	10	0	2	9	4.5	15	0
12/25	BALTIMORE	INACTIVE											
1/1	CLEVELAND	DID NOT PLAY											
SEASON TOTALS		14	5	21	435	20.7	72t	2	4	14	3.5	15	0

POSTSEASON

1/8	MIAMI	1	0	0	0	0.0	0	0	0	0	0.0	0	0
1/15	at Kansas City	1	0	0	0	0.0	0	0	0	0	0.0	0	0
1/22	at New England	1	0	2	34	17.0	30	0	0	0	0.0	0	0
POSTSEASON TOTALS		3	0	2	34	17.0	30	0	0	0	0.0	0	0

Year	Team	No	FC	PUNT RETURNS				KICKOFF RETURNS					
				Yds	Avg	Lg	TD	No	Yds	Avg	Lg	TD	
9/12	at Washington	0	0	0	0.0	0	0	0	0	0	0.0	0	0
9/18	CINCINNATI	0	0	0	0.0	0	0	0	0	0	0.0	0	0
9/25	at Philadelphia	0	0	0	0.0	0	0	2	38	19.0	23	0	
10/2	KANSAS CITY	0	0	0	0.0	0	0	0	0	0.0	0	0	
10/9	N.Y. JETS	0	0	0	0.0	0	0	1	23	23.0	23	0	
10/16	at Miami	0	0	0	0.0	0	0	0	0	0.0	0	0	
10/23	NEW ENGLAND	0	0	0	0.0	0	0	0	0	0.0	0	0	
11/6	at Baltimore	0	0	0	0.0	0	0	0	0	0.0	0	0	
11/13	DALLAS	0	0	0	0.0	0	0	0	0	0.0	0	0	
11/20	at Cleveland	0	0	0	0.0	0	0	0	0	0.0	0	0	
11/24	at Indianapolis	0	0	0	0.0	0	0	1	21	21.0	21	0	
12/4	N.Y. GIANTS	0	0	0	0.0	0	0	1	24	24.0	24	0	
12/11	at Buffalo	0	0	0	0.0	0	0	0	0	0.0	0	0	
12/18	at Cincinnati	0	0	0	0.0	0	0	1	44	44.0	44	0	
12/25	BALTIMORE	INACTIVE											
1/1	CLEVELAND	DID NOT PLAY											
SEASON TOTALS		0	0	0	0.0	0	0	6	150	25.0	44	0	

POSTSEASON

1/8	MIAMI	0	0	0	0.0	0	0	1	22	22.0	22	0
1/15	at Kansas City	0	0	0	0.0	0	0	1	24	24.0	24	0
1/22	at New England	0	0	0	0.0	0	0	1	45	22.5	31	0
POSTSEASON TOTALS		0	0	0	0.0	0	0	4	91	22.8	31	0

COATES' 2015 Game-by-Game Statistics

Date	Opponent	GP	GS	RECEIVING					RUSHING				
				Rec	Yds	Avg	Lg	TD	No	Yds	Avg	Lg	TD
9/10	at New England	INACTIVE											
9/20	SAN FRANCISCO	INACTIVE											
9/27	at St. Louis	1	0	0	0	0.0	0	0	0	0	0.0	0	0
10/1	BALTIMORE	1	0	1	11	11.0	11	0	0	0	0.0	0	0
10/12	at San Diego	1	0	0	0	0.0	0	0	0	0	0.0	0	0
10/18	ARIZONA	1	0	0	0	0.0	0	0	0	0	0.0	0	0
10/25	at Kansas City	DID NOT PLAY											
11/1	CINCINNATI	DID NOT PLAY											
11/8	OAKLAND	1	0	0	0	0.0	0	0	0	0	0.0	0	0
11/15	CLEVELAND	1	0	0	0	0.0	0	0	0	0	0.0	0	0

SAMMIE COATES

COATES' 2015 Game-by-Game Statistics (Continued)

Date	Opponent	GP	GS	RECEIVING					RUSHING					
				Rec	Yds	Avg	Lg	TD	No	Yds	Avg	Lg	TD	
11/29	at Seattle													
12/6	INDIANAPOLIS													
12/13	at Cincinnati													
12/20	DENVER													
12/27	at Baltimore													
1/3	at Cleveland													
SEASON TOTALS		6	0	1	11	11.0	11	0	0	0	0.0	0	0	

POSTSEASON

1/9	at Cincinnati													
1/17	at Denver	1	0	2	61	30.5	37	0	0	0	0.0	0	0	
POSTSEASON TOTALS		1	0	2	61	30.5	37	0	0	0	0.0	0	0	

COATES' Career Totals

REGULAR SEASON

Year	Team	GP	GS	RECEIVING					RUSHING				
				Rec	Yds	Avg	Lg	TD	No	Yds	Avg	Lg	TD
2015	Pittsburgh	6	0	1	11	11.0	11	0	0	0	0.0	0	0
2016	Pittsburgh	14	5	21	435	20.7	72t	2	4	14	3.5	15	0
NFL TOTALS		20	5	22	446	20.3	72t	2	4	14	3.5	15	0

Year	Team	No	FC	PUNT RETURNS				KICKOFF RETURNS				
				Yds	Avg	Lg	TD	No	Yds	Avg	Lg	TD
2015	Pittsburgh	0	0	0	0.0	0	0	0	0	0.0	0	0
2016	Pittsburgh	0	0	0	0.0	0	0	6	150	25.0	44	0
NFL TOTALS		0	0	0	0.0	0	0	6	150	25.0	44	0

Career Regular-Season Special Teams Tackles (7): 7 in '16.

POSTSEASON

Year	Team	GP	GS	RECEIVING					RUSHING				
				Rec	Yds	Avg	Lg	TD	No	Yds	Avg	Lg	TD
2015	Pittsburgh	1	0	2	61	30.5	37	0	0	0	0.0	0	0
2016	Pittsburgh	3	0	2	34	17.0	30	0	0	0	0.0	0	0
NFL TOTALS		4	0	4	95	23.8	37	0	0	0	0.0	0	0

Year	Team	No	FC	PUNT RETURNS				KICKOFF RETURNS				
				Yds	Avg	Lg	TD	No	Yds	Avg	Lg	TD
2015	Pittsburgh	0	0	0	0.0	0	0	0	0	0.0	0	0
2016	Pittsburgh	0	0	0	0.0	0	0	4	91	22.8	31	0
NFL TOTALS		0	0	0	0.0	0	0	4	91	22.8	31	0



31

ROSS COCKRELL *Cornerback*

HEIGHT: 6-0
 WEIGHT: 191
 COLLEGE: Duke
 BORN: Aug. 6, 1991
 BIRTHPLACE: Waxhaw, N.C.

HOW ACQUIRED: FA – '15
 NFL EXPERIENCE: 4th year

PRO

[38-23/5-3]: Signed his restricted free agent tender with the Steelers on April 17, 2017...signed a one-year contract extension with the Steelers on January 22, 2016...signed with the Steelers on September 5, 2015...released by the Buffalo Bills on August 31, 2015...originally drafted by the Bills in the fourth round (109th overall) of the 2014 NFL Draft.

2016

[16-16/3-3]: Started all 16 games during the regular season...totaled single regular season career-highs in tackles (62) and pass breakups (14)...his 14 pass breakups were the most on the team...started all three postseason contests.

9/18 at Cincinnati: Helped limit WR A.J. Green to just two receptions for 38 yards.

10/2 vs. Kansas City: Recovered a fumble that was forced by DE Stephon Tuitt in the first quarter...marked his second career fumble recovery.

10/9 vs. N.Y. Jets: Totaled a single-game career high three pass breakups.

10/16 at Miami: Led the team with two pass deflections...added a season-high five tackles.

2015

[15-7/2-0] (PIT): Played in 15 games with seven starts during the regular season (inactive 9/10 at New England)...totaled a single regular season career-high two interceptions...added his first career forced fumble and fumble recovery on defense during the regular season...saw action in both postseason contests, recording one fumble recovery.

10/1 vs. Baltimore: Recorded his first career interception and first career fumble recovery...picked off QB Joe Flacco in the second quarter, and recovered a Flacco fumble forced by DE Cameron Heyward in the third quarter.

10/12 at San Diego: Made his first career start...tied for the lead among defensive backs with seven tackles.

11/1 vs. Oakland: Picked off QB Derek Carr in the fourth quarter, his second career interception.

11/29 at Seattle: Forced the first fumble of his career.

AFC Wild Card Game 1/9 at Cincinnati: Recovered a fumble that was forced by LB Ryan Shazier late in the fourth quarter...marked his first career postseason fumble recovery.

2014

[7-0] (BUF): Saw action in seven games during his rookie season, recording one tackle on defense.

COLLEGE

Attended Duke from 2009-13 starting all 49 games played...totaled 233 tackles, 7.0 TFLs, 2.0 sacks, 12 interceptions and 42 pass breakups...was a three-time Academic All-ACC selection (2011-13) and was an Academic All-ACC honoree in 2010...named first-team All-ACC twice (2012-13)...named honorable mention All-America by *Sports Illustrated* in 2012...also in 2012, recorded a school-record 75-yard blocked field goal return for a touchdown...graduated in May of 2013 with a degree in political science while also earning a certificate in markets and management studies...did graduate work in political science.

PERSONAL

Attended Charlotte Latin High School (Charlotte, N.C.)...was a two-time all-conference and all-state selection...also lettered in basketball and track and field...was a top competitor in the 100 and 400 meters...son of Serena and Keith Cockrell...father played football at Columbia University.

COCKRELL'S 2016 Game-by-Game Statistics

Date	Opponent	GP	GS	T	AT	TOT	Sacks	Yds	Int/Yds	PD	FF	FR
9/12	at Washington	1	1	2	2	4	0.0	0.0	0/0	0	0	0
9/18	CINCINNATI	1	1	2	1	3	0.0	0.0	0/0	2	0	0
9/25	at Philadelphia	1	1	3	0	3	0.0	0.0	0/0	0	0	0
10/2	KANSAS CITY	1	1	4	0	4	0.0	0.0	0/0	0	0	1

ROSS COCKRELL

COCKRELL'S 2016 Game-by-Game Statistics (Continued)

Date	Opponent	GP	GS	T	AT	TOT	Sacks	Yds	Int/Yds	PD	FF	FR
10/9	N.Y. JETS	1	1	4	0	4	0.0	0.0	0/0	3	0	0
10/16	at Miami	1	1	5	0	5	0.0	0.0	0/0	2	0	0
10/23	NEW ENGLAND	1	1	2	0	2	0.0	0.0	0/0	0	0	0
11/6	at Baltimore	1	1	2	1	3	0.0	0.0	0/0	0	0	0
11/13	DALLAS	1	1	4	1	5	0.0	0.0	0/0	1	0	0
11/20	at Cleveland	1	1	4	0	4	0.0	0.0	0/0	0	0	0
11/24	at Indianapolis	1	1	2	0	2	0.0	0.0	0/0	2	0	0
12/4	N.Y. GIANTS	1	1	3	2	5	0.0	0.0	0/0	1	0	0
12/11	at Buffalo	1	1	2	2	4	0.0	0.0	0/0	1	0	0
12/18	at Cincinnati	1	1	1	2	3	0.0	0.0	0/0	1	0	0
12/25	BALTIMORE	1	1	4	3	7	0.0	0.0	0/0	0	0	0
1/1	CLEVELAND	1	1	3	1	4	0.0	0.0	0/0	1	0	0
SEASON TOTALS		16	16	47	15	62	0.0	0.0	0/0	14	0	1

POSTSEASON

1/8	MIAMI	1	1	8	0	8	0.0	0.0	0/0	0	0	0
1/15	at Kansas City	1	1	5	1	6	0.0	0.0	0/0	0	0	0
1/22	at New England	1	1	2	1	3	0.0	0.0	0/0	0	0	0
POSTSEASON TOTALS		3	3	15	2	17	0.0	0.0	0/0	0	0	0

COCKRELL'S 2015 Game-by-Game Statistics

Date	Opponent	GP	GS	T	AT	TOT	Sacks	Yds	Int/Yds	PD	FF	FR
9/10	at New England						INACTIVE					
9/20	SAN FRANCISCO	1	0	3	1	4	0.0	0.0	0/0	0	0	0
9/27	at St. Louis	1	0	0	3	3	0.0	0.0	0/0	0	0	0
10/1	BALTIMORE	1	0	0	0	0	0.0	0.0	1/37	1	0	1
10/12	at San Diego	1	1	7	0	7	0.0	0.0	0/0	0	0	0
10/18	ARIZONA	1	1	4	0	4	0.0	0.0	0/0	2	0	0
10/25	at Kansas City	1	0	3	0	3	0.0	0.0	0/0	0	0	0
11/1	CINCINNATI	1	1	4	0	4	0.0	0.0	0/0	1	0	0
11/8	OAKLAND	1	1	2	0	2	0.0	0.0	1/25	2	0	0
11/15	CLEVELAND	1	0	1	0	1	0.0	0.0	0/0	0	0	0
11/29	at Seattle	1	1	3	1	4	0.0	0.0	0/0	0	1	0
12/6	INDIANAPOLIS	1	1	2	0	2	0.0	0.0	0/0	2	0	0
12/13	at Cincinnati	1	0	1	1	2	0.0	0.0	0/0	0	0	0
12/20	DENVER	1	1	3	1	4	0.0	0.0	0/0	0	0	0
12/27	at Baltimore	1	0	0	2	2	0.0	0.0	0/0	2	0	0
1/3	at Cleveland	1	0	0	1	1	0.0	0.0	0/0	1	0	0
SEASON TOTALS		15	7	33	10	43	0.0	0.0	2/62	11	1	1

POSTSEASON

1/9	at Cincinnati	1	0	0	0	0	0.0	0.0	0/0	0	0	1
1/17	at Denver	1	0	1	0	1	0.0	0.0	0/0	0	0	0
POSTSEASON TOTALS		2	0	1	0	1	0.0	0.0	0/0	0	0	1

COCKRELL'S 2014 Game-by-Game Statistics

Date	Opponent	GP	GS	T	AT	TOT	Sacks	Yds	Int/Yds	PD	FF	FR
9/7	at Chicago						DID NOT PLAY					
9/14	MIAMI						INACTIVE					
9/21	SAN DIEGO						INACTIVE					
9/28	at Houston						INACTIVE					
10/5	at Detroit						INACTIVE					
10/12	NEW ENGLAND						INACTIVE					
10/19	MINNESOTA						INACTIVE					
10/26	at N.Y. Jets						INACTIVE					
11/9	KANSAS CITY	1	0	0	0	0	0.0	0.0	0/0	0	0	0
11/13	at Miami	1	0	0	0	0	0.0	0.0	0/0	0	0	0
11/24	N.Y. JETS	1	0	1	0	1	0.0	0.0	0/0	0	0	0
11/30	CLEVELAND	1	0	0	0	0	0.0	0.0	0/0	0	0	0
12/7	at Denver	1	0	0	0	0	0.0	0.0	0/0	0	0	0
12/14	GREEN BAY	1	0	0	0	0	0.0	0.0	0/0	0	0	0

ROSS COCKRELL

COCKRELL'S 2014 Game-by-Game Statistics (Continued)

Date	Opponent	GP	GS	T	AT	TOT	Sacks	Yds	Int/Yds	PD	FF	FR
12/21	at Oakland						INACTIVE					
12/28	at New England	1	0	0	0	0	0.0	0.0	0/0	0	0	0
SEASON TOTALS		7	0	1	0	1	0.0	0.0	0/0	0	0	0

COCKRELL'S Career Totals

REGULAR SEASON												
Year	Team	GP	GS	T	AT	TOT	Sacks	Yds	Int/Yds	PD	FF	FR
2014	Buffalo	7	0	1	0	1	0.0	0.0	0/0	0	0	0
2015	Pittsburgh	15	7	33	10	43	0.0	0.0	2/62	11	1	1
2016	Pittsburgh	16	16	47	15	62	0.0	0.0	0/0	14	0	1
NFL TOTALS		38	23	81	25	106	0.0	0.0	2/62	25	1	2
STEELERS TOTALS		31	23	80	25	105	0.0	0.0	2/62	25	1	2

Career Special Teams Tackles (1): 1 in '15.

REGULAR-SEASON SINGLE-GAME HIGHS:

Total Tackles: 7, twice, last time vs. Baltimore, 12/25/16; **Solo Tackles:** 7, at San Diego, 10/12/15; **Sacks:** N/A; **Sack Yards:** N/A; **Interceptions:** 1, twice, last vs. Oakland, 11/8/15; **Interception Yards:** 37, vs. Baltimore, 10/1/15; **Passes Defensed:** 3, vs. N.Y. Jets, 10/9/16; **Forced Fumbles:** 1, at Seattle, 11/29/15; **Fumble Recoveries:** 1, twice, last time vs. Kansas City, 10/2/16.

POSTSEASON

Year	Team	GP	GS	T	AT	TOT	Sacks	Yds	Int/Yds	PD	FF	FR
2015	Pittsburgh	2	0	1	0	1	0.0	0.0	0/0	0	0	1
2016	Pittsburgh	3	3	15	2	17	0.0	0.0	0/0	0	0	0
NFL TOTALS		5	3	16	2	18	0.0	0.0	0/0	0	0	1



JORDAN DANGERFIELD Safety

HEIGHT: 5-11
 WEIGHT: 199
 COLLEGE: Towson
 BORN: Dec. 25, 1990
 BIRTHPLACE: Elmont, N.Y.

HOW ACQUIRED: FA – '15
 NFL EXPERIENCE: 2nd year

PRO [14-2/3-0]: Signed a Reserve/Future contract with the Steelers on January 18, 2016...signed to the Steelers' practice squad on September 6, 2015... signed with the Steelers on August 8, 2015...released by the Steelers on July 24, 2015...signed a Reserve/Future contract with the Steelers on January 8, 2015... released from the Steelers' practice squad on December 9, 2014...signed to the Steelers' practice squad on November 5, 2014...released by the Steelers on August 26, 2014...signed a Reserve/Future contract with the Steelers on January 10, 2014...released by the Buffalo Bills on August 30, 2013...originally signed with the Bills as an undrafted rookie free agent on April 29, 2013.

2016 [14-2/3-0]: Played in 14 games with two starts during the regular season [inactive due to a groin injury 11/13 vs. Dallas and 11/20 at Cleveland]...started in his NFL debut 10/2 vs. Kansas City...recorded six special teams tackles during the regular season (two, 12/11 at Buffalo, and one, 9/12 at Washington, 9/25 at Philadelphia, 12/18 at Cincinnati and 1/1 vs. Cleveland) and one during the post-season (AFC Divisional Playoff 1/15 at Kansas City).

2015 [0-0/0-0]: Spent the entire season on the Steelers' practice squad.

2014 [0-0/0-0]: Spent time on the Steelers' practice squad in November and early December.

2013 [0-0]: Not on an NFL roster.

COLLEGE Played in 39 games with 31 starts for Towson (2010-12) and Hofstra (2009)...was a member of Towson's 2012 CAA co-championship team...named Towson's Defensive Player of the Year and was named a team captain in 2011 and 2012...named Towson's Male Athlete of the Year in 2011...earned first-team All-CAA and All-ECAC honors in 2011 at Towson...graduated with a degree in sport management with a minor in business.

PERSONAL Attended Royal Palm Beach High School (Royal Palm Beach, Fla.)...was part of a district championship team three times... earned second-team All-Florida honors, named All-County and first-team All-Area accolades as a senior... totaled 40 tackles, broke up seven passes and had four interceptions during his senior season...selected to play in the 2008 Outback Steakhouse Senior Bowl... also competed in track and field...son of David and Erica Dangerfield...has one son, Josiah...Full name: Jordan Isaac-Aldon Dangerfield.

DANGERFIELD'S 2016 Game-by-Game Statistics

Date	Opponent	GP	GS	T	AT	TOT	Sacks	Yds	Int/Yds	PD	FF	FR
9/12	at Washington	1	0	0	0	0	0.0	0.0	0/0	0	0	0
9/18	CINCINNATI	1	0	0	0	0	0.0	0.0	0/0	0	0	0
9/25	at Philadelphia	1	0	0	0	0	0.0	0.0	0/0	0	0	0
10/2	KANSAS CITY	1	1	3	2	5	0.0	0.0	0/0	0	0	0
10/9	N.Y. JETS	1	1	1	3	4	0.0	0.0	0/0	0	0	0
10/16	at Miami	1	0	0	0	0	0.0	0.0	0/0	0	0	0
10/23	NEW ENGLAND	1	0	0	0	0	0.0	0.0	0/0	0	0	0
11/6	at Baltimore	1	0	0	0	0	0.0	0.0	0/0	0	0	0
11/13	DALLAS											
11/20	at Cleveland											
11/24	at Indianapolis	1	0	0	0	0	0.0	0.0	0/0	0	0	0
12/4	N.Y. GIANTS											
12/11	at Buffalo	1	0	0	0	0	0.0	0.0	0/0	0	0	0
12/18	at Cincinnati	1	0	0	0	0	0.0	0.0	0/0	0	0	0
12/25	BALTIMORE	1	0	0	1	1	0.0	0.0	0/0	0	0	0
1/1	CLEVELAND	1	0	0	0	0	0.0	0.0	0/0	0	0	0
NFL TOTALS		14	2	4	6	10	0.0	0.0	0/0	0	0	0

JORDAN DANGERFIELD

DANGERFIELD'S 2016 Game-by-Game Statistics (Continued)

POSTSEASON

1/8	MIAMI	1	0	0	1	1	0.0	0.0	0/0	0	0	0
1/15	at Kansas City	1	0	0	0	0	0.0	0.0	0/0	0	0	0
1/22	at New England	1	0	0	0	0	0.0	0.0	0/0	0	0	0
NFL TOTALS		3	0	0	1	1	0.0	0.0	0/0	0	0	0

Career Regular-Season Special Teams Tackles (6): 6 in '16.

Career Postseason Special Teams Tackles (1): 1 in '16.

**KNILE DAVIS** *Running Back*

HEIGHT: 5-11

WEIGHT: 227

COLLEGE: Arkansas

BORN: October 5, 1991

BIRTHPLACE: Missouri City, Texas

HOW ACQUIRED: UFA – '17

(from Kansas City)

NFL EXPERIENCE: 5th year

PRO (57-2/3-0): Signed a one-year contract with the Steelers as an unrestricted free agent (from Kansas City) on March 20, 2017...signed by the Chiefs on November 5, 2016...released by the New York Jets on November 3, 2016...acquired off waivers by the Jets (from Green Bay) on November 1, 2016...released by the Packers on October 31, 2016...traded to the Packers (from Kansas City) on October 18, 2016...originally drafted by the Chiefs in the third round (96th overall) of the 2013 NFL Draft.

2016 (11-0/0-0) (KC/GB): Saw action in nine regular-season games for the Chiefs and two for the Packers...inactive for six games during the regular season/postseason (all with the Chiefs).

2015 (14-0/2-0) (KC): Played in 14 regular-season games and in both postseason matchups...inactive during the regular season 11/15 a Denver and 11/22 at San Diego...returned the opening kickoff 106 yards for a touchdown in the AFC Wild Card Game 1/9 at Houston.

2014 (16-1) (KC): Saw action in all 16 games with one start...recorded single-season career-bests in rushes (134), rushing yards (463), rushing touchdowns (6), receptions (16), receiving yards (147), receiving touchdowns (1), kick returns (29) and kick return yards (829)...earned AFC Special Teams Player of the Week honors for his Week 8 performance vs. St. Louis (10/26)...recorded his first two career 100-yard rushing games (9/21 at Miami and 9/29 vs. New England).

9/14 at Denver: Tied his single-game career-high with two rushing touchdowns.

9/21 at Miami: Notched single-game career-highs in rush attempts (32) and rushing yards (132)...marked his first career 100-yard rushing game...added a rushing touchdown.

9/29 vs. New England: Recorded 107 rushing yards, the second 100-yard rushing performance of his career and the first time he rushing for 100 yards in back-to-back games.

10/26 vs. St. Louis: Earned AFC Special Teams Player of the Week honors...returned a kickoff 99 yards for a touchdown...marked his second career kick return for a touchdown during the regular season.

12/14 vs. Oakland: Scored one rushing touchdown and one receiving touchdown, his first career game with a rushing and receiving touchdown...his receiving touchdown was a 70-yarder, the longest reception of his career.

2013 (16-1/1-0) (KC): Saw action in all 16 regular-season contests and made his first career start...played in the lone postseason matchup...tallied 79 rushes for 242 yards with four rushing touchdowns...caught 11 passes for 75 yards...returned 10 kicks for 321 yards, including a 108-yard kick return for a touchdown (12/1 vs. Denver)...recorded one special teams tackle 12/8 at Washington.

12/29 at San Diego: Made the first start of his NFL career...recorded 27 rushes for 81 yards with two rushing touchdowns...marked the first multi-rushing touchdown game of his career.

COLLEGE Appeared in 36 games with 15 starts at the University of Arkansas...rushed 349 times for 1,842 yards with 19 touchdowns, and caught 32 passes for 297 yards with two touchdowns...named a team captain twice (2011-12)...played in 10 games with six starts as a senior in 2012, after missing his entire 2011 junior year due to injury...as a senior, recorded 112 carries for 377 yards with two touchdowns, and added 11 receptions for 157 yards with one touchdown...as a sophomore in 2010, earned All-American honorable mention honors by the *NFL Draft Report* and first-team All-SEC honors by the AP as he recorded 1,322 rushing yards and 13 touchdowns...graduated with a degree in criminal justice.

KNILE DAVIS

PERSONAL

Attended Thurgood Marshall High School [Fort Mead, Texas]...was rated as a four-star recruit by Rivals.com...was named the

second-best running back in the state of Texas by the *Dallas Morning News*...also competed for the track team in high school...son of Regina Gardner and Kevin Davis.

DAVIS' 2016 Game-by-Game Statistics (9/11-10/16 & 11/6-Season with Kansas City and 10/20-10/30 with Green Bay)

Date	Opponent	GP	GS	RUSHING					RECEIVING				
				Att	Yds	Avg	Lg	TD	No	Yds	Avg	Lg	TD
9/11	SAN DIEGO	0	0	0	0	0.0	0	0	0	0	0.0	0	0
9/18	at Houston	0	0	0	0	0.0	0	0	0	0	0.0	0	0
9/25	N.Y. JETS	0	0	0	0	0.0	0	0	0	0	0.0	0	0
10/2	at Pittsburgh	1	0	1	-2	-2.0	-2	0	2	14	7.0	11	0
10/16	at Oakland	INACTIVE											
10/20	CHICAGO	1	0	2	1	0.5	1	0	0	0	0.0	0	0
10/30	at Atlanta	1	0	3	4	1.3	4	0	2	4	2.0	10	0
11/6	JACKSONVILLE	1	0	3	10	3.3	6	0	1	7	7.0	7	0
11/13	at Carolina	1	0	0	0	0.0	0	0	0	0	0.0	0	0
11/20	TAMPA BAY	1	0	0	0	0.0	0	0	0	0	0.0	0	0
11/27	at Denver	1	0	3	6	2.0	3	0	0	0	0.0	0	0
12/4	at Atlanta	INACTIVE											
12/8	OAKLAND	INACTIVE											
12/18	TENNESSEE	INACTIVE											
12/25	DENVER	INACTIVE											
1/1	at San Diego	1	0	6	9	1.5	5	0	0	0	0.0	0	0
SEASON TOTALS		11	0	18	28	1.6	6	0	5	25	5.0	11	0

POSTSEASON

1/15	PITTSBURGH	INACTIVE											
POSTSEASON TOTALS		0	0	0	0	0.0	0	0	0	0	0.0	0	0

Date	Opponent	PUNT RETURNS							KICKOFF RETURNS				
		No	FC	Yds	Avg	Lg	TD	No	Yds	Avg	Lg	TD	
9/11	SAN DIEGO	0	0	0	0.0	0	0	0	0	0	0.0	0	0
9/18	at Houston	0	0	0	0.0	0	0	3	75	25.0	29	0	
9/25	N.Y. JETS	0	0	0	0.0	0	0	0	0	0.0	0	0	
10/2	at Pittsburgh	0	0	0	0.0	0	0	3	51	17.0	30	0	
10/16	at Oakland	INACTIVE											
10/20	CHICAGO	0	0	0	0.0	0	0	1	18	18.0	18	0	
10/30	at Atlanta	0	0	0	0.0	0	0	0	0	0.0	0	0	
11/6	JACKSONVILLE	0	0	0	0.0	0	0	0	0	0.0	0	0	
11/13	at Carolina	0	0	0	0.0	0	0	1	21	21.0	21	0	
11/20	TAMPA BAY	0	0	0	0.0	0	0	2	42	21.0	22	0	
11/27	at Denver	0	0	0	0.0	0	0	0	0	0.0	0	0	
12/4	at Atlanta	INACTIVE											
12/8	OAKLAND	INACTIVE											
12/18	TENNESSEE	INACTIVE											
12/25	DENVER	INACTIVE											
1/1	at San Diego	0	0	0	0.0	0	0	0	0	0.0	0	0	
SEASON TOTALS		0	0	0	0.0	0	0	10	207	20.7	30	0	

POSTSEASON

1/15	PITTSBURGH	INACTIVE										
POSTSEASON TOTALS		0	0	0	0.0	0	0	0	0	0.0	0	0

DAVIS' 2015 Game-by-Game Statistics

Date	Opponent	GP	GS	RUSHING					RECEIVING				
				Att	Yds	Avg	Lg	TD	No	Yds	Avg	Lg	TD
9/13	at Houston	1	0	6	16	2.7	10	0	1	12	12.0	12	0
9/17	DENVER	1	0	3	9	3.0	8t	1	0	0	0.0	0	0
9/28	at Green Bay	1	0	0	0	0.0	0	0	0	0	0.0	0	0
10/4	at Cincinnati	1	0	0	0	0.0	0	0	0	0	0.0	0	0
10/11	CHICAGO	1	0	2	2	1.0	4	0	0	0	0.0	0	0
10/18	at Minnesota	1	0	5	13	2.6	8	0	1	12	12.0	12	0

KNILE DAVIS

DAVIS' 2015 Game-by-Game Statistics (Continued)

Date	Opponent	GP	GS	RUSHING					RECEIVING				
				Att	Yds	Avg	Lg	TD	No	Yds	Avg	Lg	TD
10/25	PITTSBURGH	1	0	1	2	2.0	2	0	0	0	0.0	0	0
11/1	DETROIT	1	0	4	9	2.3	5	0	0	0	0.0	0	0
11/15	at Denver								INACTIVE				
11/22	at San Diego								INACTIVE				
11/29	BUFFALO	1	0	1	1	1.0	1	0	0	0	0.0	0	0
12/6	at Oakland	1	0	0	0	0.0	0	0	0	0	0.0	0	0
12/13	SAN DIEGO	1	0	1	6	6.0	6	0	0	0	0.0	0	0
12/20	at Baltimore	1	0	5	14	2.8	6	0	0	0	0.0	0	0
12/27	CLEVELAND	1	0	0	0	0.0	0	0	0	0	0.0	0	0
1/3	OAKLAND	1	0	0	0	0.0	0	0	0	0	0.0	0	0
SEASON TOTALS		14	0	28	72	2.6	10	1	2	24	12.0	12	0

POSTSEASON

1/9	at Houston	1	0	4	12	3.0	5	0	0	0	0.0	0	0
1/16	at New England	1	0	6	30	5.0	11	0	2	13	6.5	9	0
POSTSEASON TOTALS		2	0	10	42	4.2	11	0	2	13	6.5	9	0

PUNT RETURNS

Date	Opponent	No	FC	Yds	Avg	Lg	TD	KICKOFF RETURNS				
								No	Yds	Avg	Lg	TD
9/13	at Houston	0	0	0	0.0	0	0	1	30	30.0	30	0
9/17	DENVER	0	0	0	0.0	0	0	1	21	21.0	21	0
9/28	at Green Bay	0	0	0	0.0	0	0	3	95	31.7	54	0
10/4	at Cincinnati	0	0	0	0.0	0	0	4	86	21.5	25	0
10/11	CHICAGO	0	0	0	0.0	0	0	0	0	0.0	0	0
10/18	at Minnesota	0	0	0	0.0	0	0	1	19	19.0	19	0
10/25	PITTSBURGH	0	0	0	0.0	0	0	2	46	23.0	28	0
11/1	DETROIT	0	0	0	0.0	0	0	1	50	50.0	50	0
11/15	at Denver							INACTIVE				
11/22	at San Diego							INACTIVE				
11/29	BUFFALO	0	0	0	0.0	0	0	4	106	26.5	36	0
12/6	at Oakland	0	0	0	0.0	0	0	1	33	33.0	33	0
12/13	SAN DIEGO	0	0	0	0.0	0	0	1	24	24.0	24	0
12/20	at Baltimore	0	0	0	0.0	0	0	1	19	19.0	19	0
12/27	CLEVELAND	0	0	0	0.0	0	0	4	74	18.5	29	0
1/3	OAKLAND	0	0	0	0.0	0	0	0	0	0.0	0	0
SEASON TOTALS		0	0	0	0.0	0	0	24	603	25.1	54	0

POSTSEASON

1/9	at Houston	0	0	0	0.0	0	0	1	106	106.0	106	1
1/16	at New England	0	0	0	0.0	0	0	3	90	30.0	34	0
POSTSEASON TOTALS		0	0	0	0.0	0	0	4	196	49.0	106	1

DAVIS' 2014 Game-by-Game Statistics

Date	Opponent	GP	GS	RUSHING					RECEIVING				
				Att	Yds	Avg	Lg	TD	No	Yds	Avg	Lg	TD
9/7	TENNESSEE	1	0	1	3	3.0	3	0	1	3	3.0	3	0
9/14	at Denver	1	0	22	79	3.6	25	2	6	26	4.3	11	0
9/21	at Miami	1	1	32	132	4.1	21	1	0	0	0.0	0	0
9/29	NEW ENGLAND	1	0	16	107	6.7	48	0	1	12	12.0	12	0
10/5	at San Francisco	1	0	2	6	3.0	3	0	0	0	0.0	0	0
10/19	at San Diego	1	0	10	25	2.5	12	0	1	11	11.0	11	0
10/26	ST. LOUIS	1	0	16	49	3.1	15	1	0	0	0.0	0	0
11/2	N.Y. JETS	1	0	3	9	3.0	4	0	0	0	0.0	0	0
11/9	at Buffalo	1	0	4	1	0.3	4	0	1	5	5.0	5	0
11/16	SEATTLE	1	0	5	10	2.0	4	1	1	8	8.0	8	0
11/20	at Oakland	1	0	2	2	1.0	3	0	0	0	0.0	0	0
11/30	DENVER	1	0	0	0	0.0	0	0	0	0	0.0	0	0
12/7	at Arizona	1	0	1	4	4.0	4	0	3	3	1.0	8	0
12/14	OAKLAND	1	0	9	11	1.2	3	1	1	70	70.0	70	1
12/21	at Pittsburgh	1	0	2	2	1.0	1	0	1	9	9.0	9	0
12/28	SAN DIEGO	1	0	9	23	2.6	11	0	0	0	0.0	0	0
SEASON TOTALS		16	1	134	463	3.5	48	6	16	147	9.2	70	1

KNILE DAVIS

DAVIS' 2014 Game-by-Game Statistics (Continued)

Date	Opponent	PUNT RETURNS						KICKOFF RETURNS				
		No	FC	Yds	Avg	Lg	TD	No	Yds	Avg	Lg	TD
9/7	TENNESSEE	0	0	0	0.0	0	0	2	57	28.5	32	0
9/14	at Denver	0	0	0	0.0	0	0	0	0	0.0	0	0
9/21	at Miami	0	0	0	0.0	0	0	0	0	0.0	0	0
9/29	NEW ENGLAND	0	0	0	0.0	0	0	2	36	18.0	26	0
10/5	at San Francisco	0	0	0	0.0	0	0	5	119	23.8	34	0
10/19	at San Diego	0	0	0	0.0	0	0	3	56	18.7	22	0
10/26	ST. LOUIS	0	0	0	0.0	0	0	1	99	99.0	99t	1
11/2	N.Y. JETS	0	0	0	0.0	0	0	1	27	27.0	27	0
11/9	at Buffalo	0	0	0	0.0	0	0	0	0	0.0	0	0
11/16	SEATTLE	0	0	0	0.0	0	0	2	63	31.5	39	0
11/20	at Oakland	0	0	0	0.0	0	0	2	65	32.5	46	0
11/30	DENVER	0	0	0	0.0	0	0	3	89	29.7	36	0
12/7	at Arizona	0	0	0	0.0	0	0	3	88	29.3	36	0
12/14	OAKLAND	0	0	0	0.0	0	0	1	29	29.0	29	0
12/21	at Pittsburgh	0	0	0	0.0	0	0	2	46	23.0	29	0
12/28	SAN DIEGO	0	0	0	0.0	0	0	2	55	27.5	28	0
SEASON TOTALS		0	0	0	0.0	0	0	29	829	28.6	99t	1

DAVIS' 2013 Game-by-Game Statistics

Date	Opponent	GP	GS	RUSHING					RECEIVING				
				Att	Yds	Avg	Lg	TD	No	Yds	Avg	Lg	TD
9/8	at Jacksonville	1	0	4	12	3.0	4	0	1	5	5.0	5	0
9/15	DALLAS	1	0	0	0	0.0	0	0	0	0	0.0	0	0
9/19	at Philadelphia	1	0	6	25	4.2	12	0	0	0	0.0	0	0
9/29	N.Y. GIANTS	1	0	1	2	2.0	2	0	0	0	0.0	0	0
10/6	at Tennessee	1	0	1	2	2.0	2	0	0	0	0.0	0	0
10/13	OAKLAND	1	0	0	0	0.0	0	0	1	-1	-1.0	-1	0
10/20	HOUSTON	1	0	2	5	2.5	3	0	0	0	0.0	0	0
10/27	CLEVELAND	1	0	3	13	4.3	9	0	1	12	12.0	12	0
11/3	at Buffalo	1	0	0	0	0.0	0	0	0	0	0.0	0	0
11/17	at Denver	1	0	3	13	4.3	7	0	1	11	11.0	11	0
11/24	SAN DIEGO	1	0	1	3	3.0	3	0	0	0	0.0	0	0
12/1	DENVER	1	0	1	20	20.0	20	0	2	18	9.0	13	0
12/8	at Washington	1	0	11	30	2.7	17t	1	1	17	17.0	17	0
12/15	at Oakland	1	0	9	34	3.8	17t	1	2	8	4.0	10	0
12/22	INDIANAPOLIS	1	0	1	2	2.0	2	0	0	0	0.0	0	0
12/29	at San Diego	1	1	27	81	3.0	18	2	2	5	2.5	6	0
SEASON TOTALS		16	1	70	242	3.5	20	4	11	75	6.8	17	0

POSTSEASON

1/4	at Indianapolis	1	0	18	67	3.7	13	1	7	33	4.7	13	1
POSTSEASON TOTALS		1	0	18	67	3.7	13	1	7	33	4.7	13	1

Date	Opponent	PUNT RETURNS						KICKOFF RETURNS				
		No	FC	Yds	Avg	Lg	TD	No	Yds	Avg	Lg	TD
9/8	at Jacksonville	0	0	0	0.0	0	0	0	0	0.0	0	0
9/15	DALLAS	0	0	0	0.0	0	0	1	0	0.0	0	0
9/19	at Philadelphia	0	0	0	0.0	0	0	0	0	0.0	0	0
9/29	N.Y. GIANTS	0	0	0	0.0	0	0	0	0	0.0	0	0
10/6	at Tennessee	0	0	0	0.0	0	0	0	0	0.0	0	0
10/13	OAKLAND	0	0	0	0.0	0	0	0	0	0.0	0	0
10/20	HOUSTON	0	0	0	0.0	0	0	0	0	0.0	0	0
10/27	CLEVELAND	0	0	0	0.0	0	0	0	0	0.0	0	0
11/3	at Buffalo	0	0	0	0.0	0	0	1	24	24.0	24	0
11/17	at Denver	0	0	0	0.0	0	0	1	23	23.0	23	0
11/24	SAN DIEGO	0	0	0	0.0	0	0	0	0	0.0	0	0
12/1	DENVER	0	0	0	0.0	0	0	2	130	65.0	108t	1
12/8	at Washington	0	0	0	0.0	0	0	0	0	0.0	0	0
12/15	at Oakland	0	0	0	0.0	0	0	1	25	25.0	25	0

KNILE DAVIS

DAVIS' 2013 Game-by-Game Statistics (Continued)

Date	Opponent	PUNT RETURNS							KICKOFF RETURNS				
		No	FC	Yds	Avg	Lg	TD	No	Yds	Avg	Lg	TD	
12/22	INDIANAPOLIS	0	0	0	0.0	0	0	3	94	31.3	48	0	
12/29	at San Diego	0	0	0	0.0	0	0	1	25	25.0	25	0	
SEASON TOTALS		0	0	0	0.0	0	0	10	321	32.1	108t	1	

POSTSEASON

Date	Opponent	No	FC	Yds	Avg	Lg	TD	No	Yds	Avg	Lg	TD
1/4	at Indianapolis	0	0	0	0.0	0	0	0	0	0.0	0	0
POSTSEASON TOTALS		0	0	0	0.0	0	0	0	0	0.0	0	0

DAVIS' Career Totals

REGULAR SEASON

Year	Team	GP	GS	RUSHING					RECEIVING				
				Att	Yds	Avg	Lg	TD	No	Yds	Avg	Lg	TD
2013	Kansas City	16	1	70	242	3.5	20	4	11	75	6.8	17	0
2014	Kansas City	16	1	134	463	3.5	48	6	16	147	9.2	70t	1
2015	Kansas City	14	0	28	72	2.6	10	1	2	24	12.0	12	0
2016	Kansas City/ Green Bay	11	0	18	28	1.6	6	0	5	25	5.0	11	0
NFL TOTALS		57	2	250	805	3.2	48	11	34	271	8.0	70t	1

REGULAR SEASON

Date	Opponent	PUNT RETURNS							KICKOFF RETURNS				
		No	FC	Yds	Avg	Lg	TD	No	Yds	Avg	Lg	TD	
2013	Kansas City	0	0	0	0.0	0	0	10	321	32.1	108t	1	
2014	Kansas City	0	0	0	0.0	0	0	29	829	28.6	99t	1	
2015	Kansas City	0	0	0	0.0	0	0	24	603	25.1	54	0	
2016	Kansas City/ Green Bay	0	0	0	0.0	0	0	10	207	20.7	30	0	
NFL TOTALS		73	1,960	26.8	108t	2							

Career Regular-Season Special Teams Tackles (1): 1 in '13.

REGULAR-SEASON SINGLE-GAME HIGHS:

Attempts: 32, at Miami, 9/21/14; **Yards:** 132, at Miami, 9/21/14; **Avg. (Min. 10 Att.):** 6.7, vs. New England, 9/29/14; **Long:** 48, vs. New England, 9/29/14; **Touchdowns:** 2, twice, last at Denver, 9/14/14; **Receptions:** 6, at Denver, 9/14/14; **Receiving Yards:** 70, vs. Oakland, 12/14/14; **Receiving Long:** 70t, vs. Oakland, 12/14/14; **Receiving Touchdowns:** 1, vs. Oakland, 12/14/14

POSTSEASON

Year	Team	GP	GS	RUSHING					RECEIVING				
				Att	Yds	Avg	Lg	TD	No	Yds	Avg	Lg	TD
2013	Kansas City	1	0	18	67	3.7	13	1	7	33	4.7	13	1
2015	Kansas City	2	0	10	42	4.2	11	0	2	13	6.5	9	0
NFL TOTALS		3	0	28	109	3.9	13	1	9	46	5.1	13	1

Date	Opponent	PUNT RETURNS							KICKOFF RETURNS				
		No	FC	Yds	Avg	Lg	TD	No	Yds	Avg	Lg	TD	
2013	Kansas City	0	0	0	0.0	0	0	0	0	0.0	0	0	
2015	Kansas City	0	0	0	0.0	0	0	4	196	49.0	106t	1	
NFL TOTALS		0	0	0	0.0	0	0	4	196	49.0	106t	1	



28

SEAN DAVIS *Safety*

HEIGHT: 6-1
 WEIGHT: 202
 COLLEGE: Maryland
 BORN: Oct. 23, 1993
 BIRTHPLACE: Washington, D.C.

HOW ACQUIRED: D2 – '16 (#58)
 NFL EXPERIENCE: 2nd year

CAREER HIGHLIGHTS

In 2016, received the Joe Greene Great Performance Award, given annually to the team's top rookie.

Named to Gil Brandt's NFL All-Rookie Team in 2016.

PRO [16-9/3-3]: Drafted by the Steelers in the second round (58th overall) of the 2016 NFL Draft.

2016 [16-9/3-3]: Saw action in 16 games with nine starts during the regular season...his 69 tackles during the regular season were good for fourth on the team...added one special teams tackle during the regular season (11/6 at Baltimore)...started all three postseason contests.

9/12 at Washington: Started in his first NFL debut...became the first Steelers' rookie defensive back to start a season opener since 1997 (Chad Scott, 8/31 vs. Dallas).

12/4 vs. N.Y. Giants: Recorded his first career interception, picking off QB Eli Manning in the fourth quarter.

12/11 at Buffalo: Recorded his first career half-sack.

1/1 vs. Cleveland: Registered his first career full sack,

taking down QB Robert Griffin III...recovered a Griffin fumble, his first career fumble recovery on defense...led the team with a single-game career-high nine tackles.

AFC Championship Game 1/22 at New England: Sacked QB Tom Brady in the fourth quarter, marking his first career postseason sack.

COLLEGE Appeared in 50 games with 40 starts at Maryland (2012-15)...finished with 318 tackles, 10.0 TFLs, 2.5 sacks, five interceptions, seven forced fumbles and two fumble recoveries...earned 2015 honorable mention All-Big Ten honors, as he led the nation with five forced fumbles, which were the second-most in a single season in school history...in 2014, ranked fourth in the Big Ten overall and first in the Big Ten among defensive backs in tackles (115)...led the team with 102 tackles in 2013...majored in communications.

PERSONAL Attended the Maret School (Washington, D.C.)...totaled 87 tackles, three forced fumbles and three interceptions as a senior, while rushing for 823 yards with seven rushing touchdowns, to go along with 601 receiving yards with five receiving touchdowns...also returned three kickoffs and two punts for scores in his high school career...son of Sean Sr. and Lisa Davis...Full name: Sean Eric Davis, Jr.

DAVIS' 2016 Game-by-Game Statistics

Date	Opponent	GP	GS	T	AT	TOT	Sacks	Yds	Int/Yds	PD	FF	FR
9/12	at Washington	1	1	3	1	4	0.0	0.0	0/0	0	0	0
9/18	CINCINNATI	1	0	1	0	1	0.0	0.0	0/0	0	0	0
9/25	at Philadelphia	1	0	6	1	7	0.0	0.0	0/0	0	0	0
10/2	KANSAS CITY	1	0	0	0	0	0.0	0.0	0/0	0	0	0
10/9	N.Y. JETS	1	1	4	2	6	0.0	0.0	0/0	1	0	0
10/16	at Miami	1	0	0	0	0	0.0	0.0	0/0	0	0	0
10/23	NEW ENGLAND	1	0	0	0	0	0.0	0.0	0/0	0	0	0
11/6	at Baltimore	1	0	2	0	2	0.0	0.0	0/0	0	0	0
11/13	DALLAS	1	0	5	1	6	0.0	0.0	0/0	0	0	0
11/20	at Cleveland	1	1	2	1	3	0.0	0.0	0/0	1	0	0
11/24	at Indianapolis	1	1	5	0	5	0.0	0.0	0/0	0	0	0
12/4	N.Y. GIANTS	1	1	4	3	7	0.0	0.0	1/0	1	0	0
12/11	at Buffalo	1	1	5	1	6	0.5	3.0	0/0	0	0	0
12/18	at Cincinnati	1	1	4	2	6	0.0	0.0	0/0	0	0	0
12/25	BALTIMORE	1	1	5	2	7	0.0	0.0	0/0	2	0	0
1/1	CLEVELAND	1	1	8	1	9	1.0	7.0	0/0	0	0	1
NFL TOTALS		16	9	54	15	69	1.5	10.0	1/0	5	0	1

DAVIS' 2016 Game-by-Game Statistics *(Continued)***POSTSEASON**

Date	Opponent	GP	GS	T	AT	TOT	Sacks	Yds	Int/Yds	PD	FF	FR
1/8	MIAMI	1	1	3	1	4	0.0	0.0	0/0	0	0	0
1/15	at Kansas City	1	1	1	2	3	0.0	0.0	0/0	0	0	0
1/22	at New England	1	1	5	4	9	1.0	0.0	0/0	0	0	0
NFL TOTALS		3	3	9	7	16	1.0	0.0	0/0	0	0	0

Career Regular-Season Special Teams Tackles (1): 1 in '16.

**DAVID DECASTRO** *Guard*

HEIGHT: 6-5

WEIGHT: 316

COLLEGE: Stanford

BORN: Jan. 11, 1990

BIRTHPLACE: Bellevue, Wash.

HOW ACQUIRED: D1 – '12 (#24)

NFL EXPERIENCE: 6th year

**CAREER HIGHLIGHTS**

Named first-team Associated Press All-Pro in 2015 and earned second-team Associated Press All-Pro honors in 2016.

Has been named to the Pro Bowl in each of the past two seasons (2015-16).

Named to the PFWA's All-AFC Team in 2015.

Entering the 2017 season, has started 56 consecutive games, the fourth-longest active NFL streak among guards.

PRO

[67-66/6-6]: Signed a new six-year contract with the Steelers on September 8, 2016...activated from the Steelers' Reserve/Injured; Designated for Return List on November 26, 2012...placed on the Steelers' Reserve/Injured; Designated for Return List on September 7, 2012, due to a knee injury...originally drafted by the Steelers in the first round (24th overall) of the 2012 NFL Draft.

2016

[16-16/3-3]: Started all 16 regular-season games for the third straight season...was part of an offensive line that allowed just 17.0 sacks on QB Ben Roethlisberger, the fewest sacks he has ever taken in a single-season in his career...also a part of an offensive line that paved the way for RB Le'Veon Bell to lead the NFL in scrimmage yards per game (157.0), and to set the team's single-game record for most rushing yards in the regular season (236, Week 14 at Buffalo) and in the postseason (170, AFC Divisional Playoff at Kansas City)...started all three postseason contests.

9/12 at Washington: Was part of an offensive line that helped block for a 300-yard passer, 100-yard rusher and 100-yard receiver.

10/2 vs. Kansas City: Was part of an offensive line that helped block for Roethlisberger to throw for 300 yards with five touchdowns and for Bell to rush for 144 yards.

11/20 at Cleveland: Was part of an offensive line that

helped block for Bell to rush for 146 yards...was also a part of an offensive line that gave up zero sacks.

11/24 at Indianapolis: Was part of an offensive line that didn't allow a sack for the second straight game.

12/11 at Buffalo: Was part of an offensive line that helped block for Bell to rush for a team record 236 yards...was also a part of an offensive line that allowed zero sacks.

12/25 vs. Baltimore: Was part of an offensive line that did not allow a sack.

2015

[16-16/2-2]: Started all 16 regular-season games...was part of an offensive line that helped block for the Steelers' offense to produce at least 450 net yards in four straight regular-season games, tying an NFL record...was part of an offensive line that allowed zero sacks in two games during the regular season (9/20 vs. San Francisco and 12/6 vs. Indianapolis)...started both postseason contests.

9/10 at New England: Started his third straight season-opening game at RG...was part of an offensive line that helped block for the Steelers to have a 300-yard passer, 100-yard rusher and 100-yard receiver.

11/8 vs. Oakland: Blocked for an offense that totaled a season-high 597 yards.

2014 [16-16/1-1]: Started at RG in all 16 regular-season games for the first time in his career...was part of an offensive line that helped block for the offense to set numerous single-season team records, including total points (436), total yards (6,577) and total first downs (379)...also helped block for an offense that led the NFL in time of possession (32:24), yards per first down play (6.42) and tied for the league lead in yards per play (6.2)...was part of an offensive line that allowed zero sacks in three games during the regular season (10/26 vs. Indianapolis, 12/7 at Cincinnati and 12/28 vs. Cincinnati)...made his postseason debut starting at RG in the AFC Wild Card Game vs. Baltimore.

9/21 at Carolina: Was part of an offensive line that helped block for Steelers' rushers to total 264 yards

on the ground, and for Bell and RB LeGarrette Blount to each record 100-yard games.

10/26 vs. Indianapolis: Was part of an offensive line that allowed Roethlisberger to throw for single-game team records in completions (40) passing yards (522) and passing touchdowns (6).

11/2 vs. Baltimore: Was part of an offensive line that helped block for Roethlisberger to throw six touchdowns and to total an NFL record 12 touchdown passes in back-to-back games.

11/17 at Tennessee: Was part of an offensive line that helped pave the way for Bell to record 204 rushing yards.

2013 **[15-15]:** Started 15 games at RG...inactive due to a right ankle injury 11/3 at New England after he left the previous game (10/27 at Oakland) due to the injury...was part of an offensive line that did not allow a sack in two games (11/24 at Cleveland and 11/28 at Baltimore).

2012 **[4-3]:** Appeared in four games at RG, starting three of them...activated from the Steelers' Reserve/Injured; Designated for Return List on November 26, after he suffered a knee injury during the preseason...dressed but did not play 12/2 at Baltimore...made his NFL debut 12/9 vs. San Diego, and he started his first career game 12/16 at Dallas.

COLLEGE Started all 39 games at right guard for Stanford (2008-2011)...finished his career with 316 knockdowns, 68 touchdown-resulting blocks and a blocking consistency grade of 91.63%...his grade of 96.88% in 2011 was the highest mark by any offensive lineman (since consistency grades were kept in 1985) in Pac-12 Conference history...named a first-team All-American selection by The NFL Draft

Report, Walter Camp, Associated Press, *The Sporting News*, American Football Coaches Association and Football Writers Association, and was an All-Pac-12 first-team selection in 2011...named a second-team All-American by The NFL Draft Report in 2010 and earned All-Pac-10 Conference honors...earned All-Pac-10 Conference honorable mention honors in 2009...majored in management, science and engineering.

PERSONAL

Attended Bellevue High School (Bellevue, Wash.)...was an all-state performer on the offensive line...the Super Prep All-American added all-state honors and was the recipient of the King County Lineman of the Year Award as a senior...helped lead his team to the state title his junior season...went on to play in the Offense-Defense All-American Game following his senior season...also competed in track, throwing shot put, an event where he captured the 2008 Washington State 3A champion with a throw of 59-3...also won the district (58-4) and the King County 3A League (58-1½) titles, as well...participated in an annual NFL-USO trip in 2015...son of Jennifer and Colin DeCastro...both parents are from South Africa...his father's side of the family were competitive rugby players...Full name: David Michael DeCastro.

DECASTRO'S Career Totals

Year	Team	GP	GS
2012	Pittsburgh	4	3
2013	Pittsburgh	15	15
2014	Pittsburgh	16	16
2015	Pittsburgh	16	16
2016	Pittsburgh	16	16
NFL TOTALS		67	66

DECASTRO'S Career Postseason Totals

Year	Team	GP	GS
2014	Pittsburgh	1	1
2015	Pittsburgh	2	2
2016	Pittsburgh	3	3
NFL TOTALS		6	6



35

BRANDON DIXON *Cornerback*

HEIGHT: 5-11
 WEIGHT: 203
 COLLEGE: Northwest
 Missouri State
 BORN: April 26, 1990

BIRTHPLACE: Pompano Beach, FL
 HOW ACQUIRED: FA '16
 NFL EXPERIENCE: 2nd year

PRO

[14-0/0-0]: Signed a Reserve/Future contract with the Steelers on January 24, 2017...signed to the Steelers' practice squad on December 27, 2017...released from the Steelers' practice squad on December 21, 2016...signed to the Steelers' practice squad on December 7, 2016...released by the New Orleans Saints on August 30, 2016...signed by the Saints on January 5, 2016...signed to the Saints' practice squad on November 4, 2015...released from the New England Patriots' practice squad on October 28, 2015...signed to the Patriots' practice squad on October 1, 2015...released from the Indianapolis Colts' practice squad on September 22, 2015...signed to the Colts' practice squad on September 18, 2015...released from the Seattle Seahawks' practice squad on September 12, 2015...added to the Seahawks' practice squad on September 9, 2015...released by the Tampa Bay Buccaneers on September 4, 2015...promoted to the Buccaneers' active roster from the practice squad on September 6, 2014...signed to the Buccaneers' practice squad on September 1, 2014...released by the New York Jets on August 30, 2014...originally drafted by the Jets in the sixth round (195th overall) of the 2014 NFL Draft.

2016

[0-0/0-0]: Signed to the Steelers' practice squad in December and finished the remainder of the regular season and postseason on the team's practice squad.

2015

[0-0/0-0]: Spent time on the practice squads of the Seahawks, Colts, Patriots and Saints

over the course of the season.

2014

[14-0] (TB): Saw action in 14 regular-season games during his rookie season...recorded nine tackles and one interception during the regular season...inactive 10/26 vs. Minnesota and 11/2 at Cleveland.

9/7 vs. Carolina: Made his NFL debut.

11/9 vs. Atlanta: Recorded his first career tackle.

11/16 at Washington: Tallied a single-game career-high three tackles.

11/30 vs. Cincinnati: Notched his first career interception.

COLLEGE

Played two years at Northwest Missouri State (2012-13) and one year at Joliet Junior College (2011)...garnered first-team All-MIAA honors and started in all 14 games during his senior season at Northwest Missouri State...recorded 36 tackles, one interception, 11 pass breakups, and one fumble recovery that he returned 70 yards for a touchdown...helped Northwest Missouri State capture the 2013 NCAA Division II championship...started in 13 games as a junior...collected 38 tackles, five interceptions and five passes defended.

PERSONAL

Attended Coconut Creek High School (Coconut Creek, Fla.)...son of Deborah and Ronnie Dixon.

DIXON'S 2014 Game-by-Game Statistics

Date	Opponent	GP	GS	T	AT	TOT	Sacks	Yds	Int/Yds	PD	FF	FR
9/7	CAROLINA	1	0	0	0	0	0.0	0.0	0/0	0	0	0
9/14	ST. LOUIS	1	0	0	0	0	0.0	0.0	0/0	0	0	0
9/18	at Atlanta	1	0	0	0	0	0.0	0.0	0/0	0	0	0
9/28	at Pittsburgh	1	0	0	0	0	0.0	0.0	0/0	0	0	0
10/5	at New Orleans	1	0	0	0	0	0.0	0.0	0/0	0	0	0
10/12	BALTIMORE	1	0	0	0	0	0.0	0.0	0/0	1	0	0
10/26	MINNESOTA	INACTIVE										
11/2	at Cleveland	INACTIVE										
11/9	ATLANTA	1	0	1	0	1	0.0	0.0	0/0	0	0	0
11/16	at Washington	1	0	2	1	3	0.0	0.0	0/0	0	0	0

DIXON'S 2014 Game-by-Game Statistics *(Continued)*

Date	Opponent	GP	GS	T	AT	TOT	Sacks	Yds	Int/Yds	PD	FF	FR
11/23	at Chicago	1	0	0	0	0	0.0	0.0	0/0	0	0	0
11/30	CINCINNATI	1	0	0	0	0	0.0	0.0	1/0	1	0	0
12/7	at Detroit	1	0	1	0	1	0.0	0.0	0/0	0	0	0
12/14	at Carolina	1	0	1	0	1	0.0	0.0	0/0	0	0	0
12/21	GREEN BAY	1	0	1	0	1	0.0	0.0	0/0	0	0	0
12/28	NEW ORLEANS	1	0	2	0	2	0.0	0.0	0/0	0	0	0
NFL TOTALS		14	0	8	1	9	0.0	0.0	1/0	2	0	0

**GREG DUCRE** *Cornerback*

HEIGHT: 5-10

HOW ACQUIRED: FA – '17

WEIGHT: 183

NFL EXPERIENCE: 3rd year

COLLEGE: Washington

BORN: Jan. 22, 1992

BIRTHPLACE: Los Angeles, Calif.

PRO [9-1/0-0]: Signed a Reserve/Future contract with the Steelers on January 30, 2017...released by the San Diego Chargers on August 29, 2016...activated to the Chargers' active roster from the practice squad on November 3, 2015...signed to the Chargers' practice squad on September 6, 2015...released by the Chargers on September 5, 2015...signed to the Chargers' active roster from the practice squad on December 15, 2014...signed to the Chargers' practice squad on December 12, 2014...released by the Washington Redskins on December 9, 2014...signed to the Redskins' active roster on October 8, 2014...signed to the Chargers' practice squad on August 31, 2014...released by the Chargers on August 30, 2014...originally signed with the Chargers as an undrafted rookie free agent on May 10, 2014.

2016 [0-0/0-0]: Not on an NFL roster.

2015 [4-1/0-0] (SD): Spent the first half of the regular season on the Chargers' practice squad before being promoted to the team's active roster prior to its Week Nine matchup vs. Chicago...saw action in five games with one start [1/3 at Denver] during the regular season...recorded a career-high six tackles...added two special teams tackles [one, 11/9 vs. Chicago and 12/24 at Oakland].

2014 [5-0] (WAS/SD): Spent time on the active rosters and practice squads of the Redskins and Chargers...played in five regular-season games on the year [all with Washington]...totaled two tackles with one interception and one pass breakup [11/23 at Denver]...was inactive for the Chargers' final two games.

COLLEGE Played 51 career games at Washington [2010-13]...totaled 106 tackles, 19 passes defended, four interceptions, 5.5 TFLs, one sack and two forced fumbles...was the MVP of 2014 College All-Star Bowl...started all 13 games a senior, making 44 tackles with seven passes defended and two interceptions...also ran track and finished second in Pac-12 in 60-meter dash in 2013 with a time of 6.81 seconds...majored in sociology.

PERSONAL Played on Coliseum League and CIF Los Angeles City title teams at Crenshaw High School (Los Angeles, Calif.)...played in the 2009 CIF Open Bowl, the California State Championship Game...finished senior season with 60 tackles and four interceptions while also playing wide receiver on offense...also lettered in track.

DUCRE'S 2015 Game-by-Game Statistics

Date	Opponent	GP	GS	T	AT	TOT	Sacks	Yds	Int/Yds	PD	FF	FR
9/13 – 11/1 PRACTICE SQUAD												
11/9	CHICAGO	1	0	0	0	0	0.0	0.0	0/0	0	0	0
11/22	KANSAS CITY						INACTIVE					
11/29	at Jacksonville						INACTIVE					
12/6	DENVER						INACTIVE					
12/13	at Kansas City						INACTIVE					
12/20	MIAMI	1	0	0	0	0	0.0	0.0	0/0	0	0	0
12/24	at Oakland	1	0	4	0	4	0.0	0.0	0/0	1	0	0
1/3	at Denver	1	1	2	0	2	0.0	0.0	0/0	0	0	0
SEASON TOTALS		4	1	6	0	6	0.0	0.0	0/0	1	0	0

DUCRE'S 2014 Game-by-Game Statistics (9/8-10/5 with San Diego & 10/12-12/28 with Washington)

Date	Opponent	GP	GS	T	AT	TOT	Sacks	Yds	Int/Yds	PD	FF	FR
9/8 – 10/5 PRACTICE SQUAD												
10/12	at Arizona	1	0	0	0	0	0.0	0.0	0/0	0	0	0
10/19	TENNESSEE	1	0	0	0	0	0.0	0.0	0/0	0	0	0
10/27	at Dallas											

DUCRE'S 2014 Game-by-Game Statistics (9/8-10/5 with San Diego & 10/12-12/28 with Washington) (Continued)

Date	Opponent	GP	GS	T	AT	TOT	Sacks	Yds	Int/Yds	PD	FF	FR
11/2	at Minnesota											
11/16	TAMPA BAY											
11/23	at San Francisco	1	0	2	0	2	0.0	0.0	1/7	1	0	0
11/30	at Indianapolis	1	0	0	0	0	0.0	0.0	0/0	0	0	0
12/7	ST. LOUIS	1	0	0	0	0	0.0	0.0	0/0	0	0	0
12/14	DENVER											
12/20	at San Francisco											
12/28	at Kansas City											
SEASON TOTALS		5	0	2	0	2	0.0	0.0	1/7	1	0	0

DUCRE'S Career Totals

Year	Team	GP	GS	T	AT	TOT	Sacks	Yds	Int/Yds	PD	FF	FR
2014	San Diego/ Washington	5	0	2	0	2	0.0	0.0	1/7	1	0	0
2015	San Diego	4	1	6	0	6	0.0	0.0	0/0	1	0	0
NFL TOTALS		9	1	8	0	8	0.0	0.0	1/7	2	0	0

Career Regular-Season Special Teams Tackles (2): 2 in '15.

REGULAR-SEASON SINGLE-GAME HIGHS:

Total Tackles: 4, at Oakland, 12/24/15; **Solo Tackles:** 4, at Oakland, 12/24/15; **Sacks:** N/A; **Sack Yards:** N/A; **Interceptions:** 1, at San Francisco, 11/23/14; **Interception Yards:** 7, at San Francisco, 11/23/14; **Passes Defensed:** 1, twice, last time at Oakland, 12/24/15; **Forced Fumbles:** N/A; **Fumble Recoveries:** N/A.

**BUD DUPREE** Linebacker

HEIGHT: 6-4
 WEIGHT: 269
 COLLEGE: Kentucky
 BORN: Feb. 12, 1993
 BIRTHPLACE: Macon, Ga.

HOW ACQUIRED: D1 – '15 (#22)
 NFL EXPERIENCE: 3rd year

CAREER HIGHLIGHTS

Earned the Joe Greene Great Performance Award given annually to the Steelers' top rookie in 2015.

Named to Gil Brandt's 2015 NFL All-Rookie Team Named to the PFWA's All-AFC Team in 2015.

PRO

[23-9/5-5]: Activated from the Steelers' Reserve/Injured; Designated for Return List on November 19, 2017...placed on the Steelers' Reserve/Injured; Designated for Return List on September 4, 2017...originally drafted by the Steelers in the first round (22nd overall) of the 2015 NFL Draft.

2016

[7-4/3-3]: Saw action in seven games with four starts during the regular season, after being activated from the team's Reserve/Injured; Designated for Return List on November 19...led all AFC linebackers with 4.5 sacks in December/January...started all three postseason contests.

12/11 at Buffalo: Made his first start of the season...recorded his first career multi-sack game (2.5), taking down QB Tyrod Taylor.

12/25 vs. Baltimore: Sacked QB Joe Flacco for a six-yard loss.

1/1 vs. Cleveland: Recorded a sack and forced fumble on QB Robert Griffin III.

AFC Wild Card Game 1/8 vs. Miami: Split a sack with LB James Harrison.

2015

[16-5/2-2]: Played in all 16 games with five starts during the regular season...provided the defensive unit with 26 tackles and 4.0 sacks during the regular season...his 4.0 sacks in the regular season tied for fifth among NFL rookies...became the first rookie since 2013 to record at least one quarterback takedown in each of his first two NFL games...started both postseason contests.

9/10 at New England: Made his NFL debut, recording his first career sack on QB Tom Brady in the first quarter.

9/20 vs. San Francisco: Recorded his second sack of the season...became the first Steelers rookie to have sacks in back-to-back games since 2007 (LaMarr Woodley).

10/12 at San Diego: Sacked QB Philip Rivers for a four-yard loss.

11/1 vs. Cincinnati: Brought down QB Andy Dalton for a sack...tied Woodley for the third-most sacks by a Steelers rookie in a single season since sacks became an official statistic in 1982.

11/29 at Seattle: Made his first career start.

COLLEGE

Played in 47 games at Kentucky (2011-14), starting 38...finished with 247 tackles, 38.0 TFLs, 23.5 sacks and four forced fumbles...ranked second in Wildcat history at the time he left Kentucky with 23.5 career sacks...earned All-SEC honorable mention each of his final three seasons (2012-14), playing both defensive end and linebacker throughout his Kentucky career...finished in the top-10 in the SEC in quarterback sacks three straight years (2012-14)...graduated with a degree in community and leadership development.

PERSONAL

Attended Wilkinson County High School (Irwinton, Ga.)...named first-team all-state as a senior as chosen by the Georgia Sports Writers Association and the *Atlanta Journal-Constitution*...was a four-year starter at tight end and three-year starter at defensive end...totaled more than 1,000 receiving yards with 10 touchdowns as a senior, to go along with 62 tackles and 10.0 quarterback sacks...his team went 11-3 his senior year and 10-4 as a sophomore, advancing to the Class-A state semifinals each season...was also a basketball standout, helping lead Wilkinson County to the Class-A state championship his senior year...named to the All-Middle Georgia Team...member of the Future Business Leaders of America...son of Sophia Stephens and Alvin Dupree Sr...has a street named after him in his hometown, Bud Dupree Drive...Full name: Alvin "Bud" Dupree, Jr.

DUPREE'S 2016 Game-by-Game Statistics

Date	Opponent	GP	GS	T	AT	TOT	Sacks	Yds	Int/Yds	PD	FF	FR
9/4 – 11/18												
RESERVE/INJURED; DESIGNATED FOR RETURN												
11/20	at Cleveland	1	0	0	0	0	0.0	0.0	0/0	0	0	0
11/24	at Indianapolis	1	0	2	0	2	0.0	0.0	0/0	0	0	0
12/4	N.Y. GIANTS	1	0	2	0	2	0.0	0.0	0/0	0	0	0
12/11	at Buffalo	1	1	5	1	6	2.5	11.0	0/0	0	0	0
12/18	at Cincinnati	1	1	2	1	3	0.0	0.0	0/0	0	0	0
12/25	BALTIMORE	1	1	3	1	4	1.0	6.0	0/0	1	0	0
1/1	CLEVELAND	1	1	5	2	7	1.0	7.0	0/0	0	1	0
SEASON TOTALS		7	4	19	5	24	4.5	24.0	0/0	1	1	0

POSTSEASON

1/8	MIAMI	1	1	3	3	6	0.5	3.0	0/0	0	0	0
1/15	at Kansas City	1	1	4	0	4	0.0	0.0	0/0	1	0	0
1/22	at New England	1	1	3	2	5	0.0	0.0	0/0	0	0	0
POSTSEASON TOTALS		3	3	10	5	15	0.5	3.0	0/0	1	0	0

DUPREE'S 2015 Game-by-Game Statistics

Date	Opponent	GP	GS	T	AT	TOT	Sacks	Yds	Int/Yds	PD	FF	FR
9/10	at New England	1	0	2	0	2	1.0	0.0	0/0	0	0	0
9/20	SAN FRANCISCO	1	0	3	1	4	1.0	3.0	0/0	0	0	0
9/27	at St. Louis	1	0	0	2	2	0.0	0.0	0/0	0	0	0
10/1	BALTIMORE	1	0	2	1	3	0.0	0.0	0/0	0	0	0
10/12	at San Diego	1	0	2	0	2	1.0	4.0	0/0	0	0	0
10/18	ARIZONA	1	0	0	1	1	0.0	0.0	0/0	0	0	0
10/25	at Kansas City	1	0	1	0	1	0.0	0.0	0/0	1	0	0
11/1	CINCINNATI	1	0	1	0	1	1.0	0.0	0/0	0	0	0
11/8	OAKLAND	1	0	0	0	0	0.0	0.0	0/0	0	0	0
11/15	CLEVELAND	1	0	2	1	3	0.0	0.0	0/0	0	0	0
11/29	at Seattle	1	1	1	0	1	0.0	0.0	0/0	0	0	0
12/6	INDIANAPOLIS	1	1	1	0	1	0.0	0.0	0/0	0	0	0
12/13	at Cincinnati	1	1	0	1	1	0.0	0.0	0/0	0	0	0
12/20	DENVER	1	0	0	1	1	0.0	0.0	0/0	0	0	0
12/27	at Baltimore	1	1	0	1	1	0.0	0.0	0/0	0	0	0
1/3	at Cleveland	1	1	2	0	2	0.0	0.0	0/0	0	0	0
SEASON TOTALS		16	5	17	9	26	4.0	7.0	0/0	1	0	0

POSTSEASON

1/9	at Cincinnati	1	1	2	1	3	0.0	0.0	0/0	0	0	0
1/17	at Denver	1	1	2	1	3	0.0	0.0	0/0	0	0	0
POSTSEASON TOTALS		2	2	4	2	6	0.0	0.0	0/0	0	0	0

DUPREE'S Career Totals

REGULAR SEASON

Year	Team	GP	GS	T	AT	TOT	Sacks	Yds	Int/Yds	PD	FF	FR
2015	Pittsburgh	16	5	17	9	26	4.0	7.0	0/0	1	0	0
2016	Pittsburgh	7	4	19	5	24	4.5	24.0	0/0	1	1	0
NFL TOTALS		23	9	36	14	50	8.5	31.0	0/0	2	1	0

POSTSEASON

Year	Team	GP	GS	T	AT	TOT	Sacks	Yds	Int/Yds	PD	FF	FR
2015	Pittsburgh	2	2	4	2	6	0.0	0.0	0/0	0	0	0
2016	Pittsburgh	3	3	10	5	15	0.5	3.0	0/0	1	0	0
NFL TOTALS		5	5	14	7	21	0.5	3.0	0/0	1	0	0

REGULAR-SEASON SINGLE-GAME HIGHS:

Total Tackles: 7, vs. Cleveland, 1/1/17; **Solo Tackles:** 5, twice, last time vs. Cleveland, 1/1/17; **Sacks:** 2.5, at Buffalo, 12/11/16; **Sack Yards:** 11.0, at Buffalo, 12/11/16; **Interceptions:** N/A. **Interception Yards:** N/A. **Passes Defended:** 1, twice, last time vs. Baltimore, 12/25/16; **Forced Fumbles:** 1, vs. Cleveland, 1/1/17; **Fumble Recoveries:** N/A.

**MATT FEILER** *Offensive Tackle*

HEIGHT: 6-6
 WEIGHT: 330
 COLLEGE: Bloomsburg (Pa.)
 BORN: July 7, 1992
 BIRTHPLACE: Strasburg, Pa.

HOW ACQUIRED: FA – '16
 NFL EXPERIENCE: 1st year

PRO

[0-0/0-0]: Signed a Reserve/Future contract with the Steelers on January 24, 2017... signed to the Steelers' practice squad on October 19, 2016...released by the Steelers on October 17, 2016... promoted to the Steelers' active roster from the practice squad on October 8, 2016...signed to the Steelers' practice squad on September 4, 2016...released by the Steelers on September 3, 2016...signed a Reserve/Future contract with the Steelers on January 18, 2016... signed to the Steelers' practice squad on September 7, 2015...released by the Houston Texans on September 5, 2015...signed to the Texans' offseason roster on December 29, 2014...added to the Texans' practice squad on September 1, 2014...released by the Texans on August 30, 2014...originally signed with the Texans as an undrafted rookie free agent on May 16, 2014.

2016

[0-0/0-0]: Spent the majority of the season on the Steelers' practice squad...was active for one game during the regular season (10/9 vs. N.Y. Jets) but did not play in the game.

2015

[0-0/0-0] (PIT): Spent the entire season on the Steelers' practice squad.

2014

[0-0] (HOU): Spent the entire season on the Texans' practice squad.

COLLEGE

Played in 46 games for Bloomsburg (2010-13)...in 2013, he finished the year with a multitude of postseason honors, including being named AP Little All-America Third Team as well as a D2Football.com All-America selection...was selected to play in the prestigious East-West Shrine Game following the season...named to the Don Hansen NCAA Division II All-Super Region One second team and was named as honorable mention on the Don Hansen NCAA Division II All-America Team in 2012...in 2011, he was part of an offensive line that helped block for Bloomsburg to set the PSAC single-season rushing record with 3,789 yards.

PERSONAL

Attended Lampeter-Strasburg High School (Strasburg, Pa.)...was a second-team Section 3 All-Star as a senior...voted 2009 Most Improved Player...member of the Heroes Mentoring Program...son of Mark and Beth Feiler.

**B.J. FINNEY** Center/Guard

HEIGHT: 6-4
 WEIGHT: 318
 COLLEGE: Kansas State
 BORN: Oct. 26, 1991
 BIRTHPLACE: Wichita, Kan.

HOW ACQUIRED: UDFA – '15
 NFL EXPERIENCE: 2nd year

PRO (13-2/0-0): Signed a Reserve/Future contract with the Steelers on January 18, 2016... signed to the Steelers' practice squad on September 29, 2015...released by the Steelers on September 5, 2015...originally signed with the Steelers as an undrafted rookie free agent on May 2, 2015.

2016 (13-2/0-0): Saw his first NFL action, playing in 13 games with two starts during the regular season... dressed but did not see action 9/18 vs. Cincinnati, 11/20 at Cleveland, 12/4 vs. N.Y. Giants, the AFC Wild Card Game 1/8 vs. Miami, the AFC Divisional Playoff 1/15 at Kansas City and the AFC Championship Game 1/22 at New England.

9/25 at Philadelphia: Saw action at left guard for the first time in his career, filling in for injured G Ramon Foster.

10/2 vs. Kansas City: Made his first career start at LG in place of the injured Foster...was part of an offensive line that helped block for QB Ben Roethlisberger to throw for 300 yards with five touchdowns and for Le'Veon Bell to rush for 144 yards.

11/6 at Baltimore: Saw increased action at C in place of injured C Maurkice Pouncey.

12/11 at Buffalo: Started in place of Foster...was part of an offensive line that helped block for Bell to rush for a team record 236 yards...was also a part of an offensive line that allowed zero sacks.

2015 (0-0/0-0): Signed to the Steelers' practice squad on September 29, where he remained for the remainder of the regular season and postseason.

COLLEGE Is one of just three players in Kansas State history to earn all-conference honors in all four years of his career...started a school-record 52 straight games (2011-14), including the final 51 at center...became the first offensive lineman in

school history and fifth player overall to be named a team captain three times...helped the 2014 Senior Class finish with a 38-14 combined record over the last four years, including a Big 12-best 27-9 conference record...in 2013, was named a finalist for the Rimington Trophy as the nation's top center, and earned All-America honors from the *USA Today* (second team), *Athlon Sports* (third team) and *Sports Illustrated* (honorable mention)...also in 2013, was selected as the Big 12 Co-Offensive Lineman of the Year while earning All-Big 12 accolades from both the league's coaches and the Associated Press...named a first-team All-Big 12 performer by the Associated Press and Phil Steele, while he was a second-team pick by the *San Antonio Express-News* and an honorable mention selection by the league's coaches in 2012...in 2011, was named first-team freshman All-American and first-team freshman All-Big 12 performer by Rivals.com, while earning second-team All-Big 12 honors from the *Kansas City Star* and honorable mention All-Big 12 accolades from the Associated Press...majored in history.


PERSONAL Attended Andale High School (Andale, Kan.)...rated a two-star offensive lineman by Rivals.com...named the Ark Valley Chisholm Trail Offensive MVP in 2009...earned first-team all-state designations in 2008 and 2009...led team to a state championship in 2007, a sub-state appearance in 2008 and a section runner-up finish in 2009...also lettered four years in wrestling, finishing second in state as a junior and winning states as a senior...son of Christy Finney and the late J. Finney...Full name: Benjamin J. Isaac Finney II.

FINNEY'S Career Totals

Year	Team	GP	GS
2016	Pittsburgh	13	2
NFL TOTALS		13	2

FINNEY'S Career Postseason Totals

Year	Team	GP	GS
2016	Pittsburgh	0	0
NFL TOTALS		0	0



54

L.J. FORT *Linebacker*

HEIGHT: 6-0

WEIGHT: 232

COLLEGE: Northern Iowa

BORN: Jan. 3, 1990

BIRTHPLACE: Granite City, Ill.

HOW ACQUIRED: FA – '15

NFL EXPERIENCE: 3rd year

PRO **[31-13-0]**: Signed by the Steelers on November 15, 2016...released by the Steelers on November 12, 2016...promoted to the Steelers' active roster from the practice squad on December 28, 2015...signed to the Steelers' practice squad on September 6, 2015...released by the Steelers on September 5, 2015...claimed by the Steelers off waivers (from New England) on August 19, 2015...released by the Patriots on August 18, 2005...signed by the Patriots on August 4, 2015...released by the Cincinnati Bengals on April 29, 2015...signed to the Bengals' offseason roster on January 5, 2015...added to the Bengals' practice squad on November 26, 2014...released from the Seattle Seahawks' practice squad on November 11, 2014...added to the Seahawks' practice squad on November 6, 2014...released by the Seahawks on November 4, 2014...added to the Seahawks' active roster from the Seahawks' practice squad on October 29, 2014...added to the Seahawks' practice squad on October 21, 2014...released by the Denver Broncos on August 30, 2014...signed by the Denver Broncos on January 1, 2014...released by the Cleveland Browns on September 1, 2013...originally signed with the Browns as an undrafted rookie free agent on May 9, 2012.

2016 **[14-0/2-0]** **[PIT]**: Saw action in 14 games during the regular season (inactive 11/6 at Baltimore and not with the team 11/13 vs. Dallas)...recorded two special teams tackles during the regular season (one, 9/18 vs. Cincinnati and 10/9 vs. N.Y. Jets)...played in two postseason games.

2015 **[0-0/1-0]** **[PIT]**: Did not appear in a regular-season game...made his postseason debut in the AFC Divisional Playoff at Denver...inactive 1/3 at Cleveland during the regular season, and he was inactive in the postseason 1/9 at Cincinnati...signed to the team's active roster from the practice squad on December 28, 2015.

2014 **[1-0]** **[SEA/CIN]**: Saw action in one regular-season game for the Seahawks (11/2 vs. Oakland)...also spent time on the Seahawks' practice squad and Bengals' practice squad.

2013 **[0-0/0-0]**: Was not on an NFL roster.

2012 **[16-1]** **[CLE]**: Saw action in all 16 games with one start...totaled eight tackles, one sack and one interception...added five special teams tackles (one, 9/9 vs. Philadelphia, 10/7 at N.Y. Giants, 10/28 vs. San Diego, 11/4 vs. Baltimore, 11/25 vs. Pittsburgh, 12/9 vs. Kansas City and 12/30 at Pittsburgh).

9/9 vs. Philadelphia: Started in his first career NFL contest...recorded his first career sack for minus-one yard...added his first career interception and returned it 10 yards...recorded a career-best two pass breakups.

10/7 at N.Y. Giants: Totaled a career-high nine tackles.

COLLEGE Saw action in 50 games with 34 starts for Northern Iowa (2008-11)...ranked fifth in school history when he left with 356 tackles...named FCS and the Missouri Valley Conference Defensive Player of the Year and was named first-team All-Missouri Valley Conference in 2011, as he led all FCS schools with 184 tackles...in 2010, was named second-team All-Missouri Valley Conference...graduated with a degree in exercise science.

PERSONAL Attended Waynesville High School (Waynesville, Mo.)...named the Missouri Class 5A Player of the Year in 2007...was an all-state selection at tailback...named first-team all-conference as a linebacker and running back...named All-Ozark MVP on offense and defense...helped school win first state championship with a victory in the Class 5A State Championship Game...his senior season he totaled 2,152 rushing yards with 23 rushing touchdowns...he added 85 tackles, 8.0 sacks and five interceptions on defense, including three returned for touchdowns...son of Larry Fort Sr. and Amy Holloway.

FORT'S 2016 Game-by-Game Statistics

Date	Opponent	GP	GS	T	AT	TOT	Sacks	Yds	Int/Yds	PD	FF	FR
9/12	at Washington	1	0	1	0	1	0.0	0.0	0/0	0	0	0
9/18	CINCINNATI	1	0	0	0	0	0.0	0.0	0/0	0	0	0
9/25	at Philadelphia	1	0	1	0	1	0.0	0.0	0/0	0	0	0
10/2	KANSAS CITY	1	0	0	0	0	0.0	0.0	0/0	0	0	0
10/9	N.Y. JETS	1	0	0	0	0	0.0	0.0	0/0	0	0	0
10/16	at Miami	1	0	0	0	0	0.0	0.0	0/0	0	0	0
10/23	NEW ENGLAND	1	0	0	0	0	0.0	0.0	0/0	0	0	0
11/6	at Baltimore	INACTIVE										
11/13	DALLAS	NOT WITH TEAM										
11/20	at Cleveland	1	0	0	0	0	0.0	0.0	0/0	0	0	0
11/24	at Indianapolis	1	0	0	0	0	0.0	0.0	0/0	0	0	0
12/4	N.Y. GIANTS	1	0	0	0	0	0.0	0.0	0/0	0	0	0
12/11	at Buffalo	1	0	0	0	0	0.0	0.0	0/0	0	0	0
12/18	at Cincinnati	1	0	0	0	0	0.0	0.0	0/0	0	0	0
12/25	BALTIMORE	1	0	0	0	0	0.0	0.0	0/0	0	0	0
1/1	CLEVELAND	1	0	0	0	0	0.0	0.0	0/0	0	0	0
SEASON TOTALS		14	0	2	0	2	0.0	0.0	0/0	0	0	0

POSTSEASON

1/8	MIAMI	1	0	0	0	0	0.0	0.0	0/0	0	0	0
1/15	at Kansas City	1	0	0	0	0	0.0	0.0	0/0	0	0	0
1/22	at New England	INACTIVE										
POSTSEASON TOTALS		2	0	0	0	0	0.0	0.0	0/0	0	0	0

FORT'S 2015 Game-by-Game Statistics

Date	Opponent	GP	GS	T	AT	TOT	Sacks	Yds	Int/Yds	PD	FF	FR
9/10	at New England	PRACTICE SQUAD										
9/20	SAN FRANCISCO	PRACTICE SQUAD										
9/27	at St. Louis	PRACTICE SQUAD										
10/1	BALTIMORE	PRACTICE SQUAD										
10/12	at San Diego	PRACTICE SQUAD										
10/18	ARIZONA	PRACTICE SQUAD										
10/25	at Kansas City	PRACTICE SQUAD										
11/1	CINCINNATI	PRACTICE SQUAD										
11/8	OAKLAND	PRACTICE SQUAD										
11/15	CLEVELAND	PRACTICE SQUAD										
11/29	at Seattle	PRACTICE SQUAD										
12/6	INDIANAPOLIS	PRACTICE SQUAD										
12/13	at Cincinnati	PRACTICE SQUAD										
12/20	DENVER	PRACTICE SQUAD										
12/27	at Baltimore	PRACTICE SQUAD										
1/3	at Cleveland	INACTIVE										
SEASON TOTALS		0	0	0	0	0	0.0	0.0	0/0	0	0	0

POSTSEASON

1/9	at Cincinnati	INACTIVE										
1/17	at Denver	1	0	0	0	0	0.0	0.0	0/0	0	0	0
POSTSEASON TOTALS		1	0	0	0	0	0.0	0.0	0/0	0	0	0

FORT'S 2014 Game-by-Game Statistics (10/26-11/9 with Seattle; 11/30-12/28 with Cincinnati)

Date	Opponent	GP	GS	T	AT	TOT	Sacks	Yds	Int/Yds	PD	FF	FR
9/4 - 10/20		PRACTICE SQUAD										
10/26	at Carolina	PRACTICE SQUAD										
11/2	OAKLAND	1	0	0	0	0	0.0	0	0/0	0	0	0
11/9	N.Y. GIANTS	PRACTICE SQUAD										
11/11 - 11/24		PRACTICE SQUAD										
11/30	at Tampa Bay	PRACTICE SQUAD										
12/7	PITTSBURGH	PRACTICE SQUAD										
12/14	at Cleveland	PRACTICE SQUAD										
12/22	DENVER	PRACTICE SQUAD										
12/28	at Pittsburgh	PRACTICE SQUAD										
SEASON TOTALS		1	0	0	0	0	0.0	0	0/0	0	0	0

L.J. FORT

FORT'S 2014 Game-by-Game Statistics (10/26-11/9 with Seattle; 11/30-12/28 with Cincinnati) (Continued)

POSTSEASON

Date	Opponent	GP	GS	T	AT	TOT	Sacks	Yds	Int/Yds	PD	FF	FR
1/4	at Indianapolis											
PRACTICE SQUAD												
POSTSEASON TOTALS		0	0	0	0	0	0.0	0.0	0/0	0	0	0

FORT'S 2012 Game-by-Game Statistics

Date	Opponent	GP	GS	T	AT	TOT	Sacks	Yds	Int/Yds	PD	FF	FR
9/9	PHILADELPHIA	1	1	2	0	2	1.0	1.0	1/10	2	0	0
9/16	at Cincinnati	1	0	0	0	0	0.0	0.0	0/0	0	0	0
9/23	BUFFALO	1	0	0	0	0	0.0	0.0	0/0	0	0	0
9/27	at Baltimore	1	0	0	1	1	0.0	0.0	0/0	0	0	0
10/7	at N.Y. Giants	1	0	5	4	9	0.0	0.0	0/0	0	0	0
10/14	CINCINNATI	1	0	0	0	0	0.0	0.0	0/0	0	0	0
10/21	at Indianapolis	1	0	0	0	0	0.0	0.0	0/0	0	0	0
10/28	SAN DIEGO	1	0	0	0	0	0.0	0.0	0/0	0	0	0
11/4	BALTIMORE	1	0	0	0	0	0.0	0.0	0/0	0	0	0
11/18	at Dallas	1	0	0	0	0	0.0	0.0	0/0	0	0	0
11/25	PITTSBURGH	1	0	0	0	0	0.0	0.0	0/0	0	0	0
12/2	at Oakland	1	0	0	0	0	0.0	0.0	0/0	0	0	0
12/9	KANSAS CITY	1	0	0	0	0	0.0	0.0	0/0	0	0	0
12/16	WASHINGTON	1	0	0	0	0	0.0	0.0	0/0	0	0	0
12/23	at DENVER	1	0	0	0	0	0.0	0.0	0/0	0	0	0
12/30	at Pittsburgh	1	0	1	0	1	0.0	0.0	0/0	1	0	0
SEASON TOTALS		16	1	8	5	13	1.0	1.0	1/10	3	0	0

FORT'S Career Totals

REGULAR SEASON

Year	Team	GP	GS	T	AT	TOT	Sacks	Yds	Int/Yds	PD	FF	FR
2012	Cleveland	16	1	8	5	13	1.0	1.0	1/10	3	0	0
2014	Seattle	1	0	0	0	0	0.0	0.0	0/0	0	0	0
2015	Pittsburgh	0	0	0	0	0	0.0	0.0	0/0	0	0	0
2016	Pittsburgh	14	0	2	0	2	0.0	0.0	0/0	0	0	0
NFL TOTALS		31	1	9	5	14	1.0	1.0	1/10	3	0	0

Career Regular-Season Special Teams Tackles (?): 5 in '12 and 2 in '16.

REGULAR-SEASON SINGLE-GAME HIGHS:

Total Tackles: 9, at N.Y. Giants, 10/7/12; **Solo Tackles:** 5, at N.Y. Giants, 10/7/12; **Interceptions:** 1, vs. Philadelphia, 9/9/12; **Interception Yards:** 10, vs. Philadelphia, 9/9/12; **Passes Defended:** 2, vs. Philadelphia, 9/9/12; **Forced Fumbles:** N/A; **Fumble Recoveries:** N/A.

POSTSEASON

Year	Team	GP	GS	T	AT	TOT	Sacks	Yds	Int/Yds	PD	FF	FR
2015	Pittsburgh	1	0	0	0	0	0.0	0.0	0/0	0	0	0
2016	Pittsburgh	2	0	0	0	0	0.0	0.0	0/0	0	0	0
NFL TOTALS		3	0	0	0	0	0.0	0.0	0/0	0	0	0

**RAMON FOSTER** *Guard*

HEIGHT: 6-5
 WEIGHT: 328
 COLLEGE: Tennessee
 BORN: Jan. 7, 1986
 BIRTHPLACE: Henning, Tenn.

HOW ACQUIRED: UDFA – '09
 NFL EXPERIENCE: 9th year

PRO [116-101/10-10]: Signed a three-year contract with the Steelers on March 9, 2016...recipient of the 2015 Pro Football Writers' "The Chief Award," which was established in honor of the Steelers' founder, Arthur J. Rooney, Sr., and is presented annually to the Steeler that best exemplifies the spirit of cooperation with the media...re-signed a three-year contract with the Steelers on March 11, 2013...signed his one-year restricted free agent tender with the Steelers on April 7, 2012...originally signed with the Steelers as an undrafted rookie free agent on April 27, 2009.

2016 [14-14/3-3]: Started 14 regular-season games at LG, missing two due to a chest injury (10/2 vs. Kansas City and 12/11 at Buffalo)...was part of an offensive line that allowed just 17.0 sacks on QB Ben Roethlisberger, the fewest sacks he has ever taken in a single-season in his career...also a part of an offensive line that paved the way for RB Le'Veon Bell to lead the NFL in scrimmage yards per game (157.0), and to set the team's single-game record for most rushing yards in the regular season (236, Week 14 at Buffalo) and in the postseason (170, AFC Divisional Playoff at Kansas City)...started all three postseason contests.

9/12 at Washington: Was part of an offensive line that helped block for a 300-yard passer, 100-yard rusher and 100-yard receiver.

9/25 at Philadelphia: Left the game due to a chest injury in the second quarter and did not return.

11/20 at Cleveland: Was part of an offensive line that helped block for RB Le'Veon Bell to rush for a season-high 146 yards...was also a part of an offensive line that gave up zero sacks.

11/24 at Indianapolis: Was part of an offensive line that didn't allow a sack for the second straight game.

12/25 vs. Baltimore: Started his 100th career regular-season game...was part of an offensive line that did not allow a sack.

2015 [16-16/2-2]: Started at LG for all 16 regular-season games for the second time in his career...was part of an offensive line that helped block for the Steelers' offense to produce at least 450 net yards in four straight regular-season games, tying an NFL record...was part of an offensive line that allowed zero sacks in two games during the regular season (9/20 vs. San Francisco and 12/6 vs. Indianapolis)...played in his 100th career regular-season game 12/20 vs. Denver...also started both postseason matchups.

9/10 at New England: Was part of an offensive line that helped block for the Steelers to have a 300-yard passer, 100-yard rusher and 100-yard receiver.

11/8 vs. Oakland: Blocked for an offense that totaled a season-high 597 yards.

2014 [14-14/1-1]: Started 14 regular-season games at LG...inactive due to an ankle injury 9/21 at Carolina and 9/28 vs. Tampa Bay...was part of an offensive line that helped block for the offense to set numerous single-season team records, including total points (436), total yards (6,577) and total first downs (379)...also helped block for an offense that led the NFL in time of possession (32:24), yards per first down play (6.42) and tied for the league lead in yards per play (6.2)...was part of an offensive line that allowed zero sacks in three games during the regular season (10/26 vs. Indianapolis, 12/7 at Cincinnati and 12/28 vs. Cincinnati)...started at LG in the lone postseason matchup.

10/26 vs. Indianapolis: Was part of an offensive line that allowed QB Ben Roethlisberger to throw for single-game team records in completions (40) passing yards (522) and passing touchdowns (6).

11/2 vs. Baltimore: Was part of an offensive line that helped block for Roethlisberger to throw six touchdowns and to total an NFL record 12 touchdown passes in a two-game span.

11/17 at Tennessee: Was part of an offensive line that helped pave the way for RB Le'Veon Bell to record 204 rushing yards.

RAMON FOSTER

2013 [15-15]: Started 15 games at LG...helped block for Roethlisberger to throw for 4,261 yards with 28 touchdowns...was part of an offensive line that did not allow a sack in two games (11/24 at Cleveland and 11/28 at Baltimore)...inactive due to an ankle injury 11/17 vs. Detroit.

2012 [16-16]: Was one of two offensive linemen that started all 16 games...marked the first time he started all 16 games in a single-season in his career...started the first 13 games of the season at RG and the last three at LG...also saw action at RT due to various injuries...was part of an offensive line that helped block for Roethlisberger to throw for 26 touchdowns and register a passer rating of 97.0.

2011 [15-14/1-1]: Started 14-of-15 games played during the regular season (13 at RG and one at LG)...was part of an offensive line that helped block for Roethlisberger to throw for 4,077 yards and for Steelers' rushers to gain 118.9 yards per game during the regular season...also started the lone postseason contest at RG.

2010 [12-8/3-3]: Played in 12 contests, starting the final eight games at G during the regular season...was part of an offensive line that helped block for RB Rashard Mendenhall to record a single-season career-high 1,273 rushing yards with 13 rushing touchdowns...inactive 9/12 vs. Atlanta, 9/19 at Tennessee, 10/31 at New Orleans and 11/8 at Cincinnati...started all three postseason contests at RG...helped block for Steelers' rushers to average 121.0 yards per game during the postseason.

2009 [14-4]: Played in 14 games, making four starts in place of injured G Chris Kemoeatu...also served as a third tight end...dressed but did not play 9/10 vs. Tennessee and 9/20 at Chicago...made his NFL debut 9/27 at Cincinnati...made his first career start 11/29 at Baltimore.

COLLEGE Played in 44 games with 28 starts at Tennessee (2004-08)...was a four-year letterman...earned All-SEC second team honors and named to All-May Day Team by ESPN analyst Mark May in 2007...earned Freshman All-SEC honors in 2005...graduated with a bachelor's degree in sociology.

PERSONAL Attended Ripley High School (Ripley, Tenn.)...older brother, Renardo, played offensive tackle for the Atlanta Falcons and St. Louis Rams...son of the late Wyvonia Morgan...married to Kesha...the couple has two sons, Ramon Jr. and Myles...Full name: Ramon Sentell Foster.

FOSTER'S Career Totals

Year	Team	GP	GS
2009	Pittsburgh	14	4
2010	Pittsburgh	12	8
2011	Pittsburgh	15	14
2012	Pittsburgh	16	16
2013	Pittsburgh	15	15
2014	Pittsburgh	14	14
2015	Pittsburgh	16	16
2016	Pittsburgh	14	14
NFL TOTALS		116	101

FOSTER'S Career Postseason Totals

Year	Team	GP	GS
2010	Pittsburgh	3	3
2011	Pittsburgh	1	1
2014	Pittsburgh	1	1
2015	Pittsburgh	2	2
2016	Pittsburgh	3	3
NFL TOTALS		10	10

**KYLE FRIEND** *Center*

HEIGHT: 6-2
 WEIGHT: 305
 COLLEGE: Temple
 BORN: April 3, 1994
 BIRTHPLACE: Harrisburg, Pa.

HOW ACQUIRED: FA – '17
 NFL EXPERIENCE: 1st year

PRO **[0-0/0-0]**: Signed with the Steelers on February 14, 2017...signed to the New York Jets' practice squad on December 20, 2016...released from the Jets' practice squad on November 1, 2016...signed to the Jets' practice squad on October 26, 2016...released by the Jets on August 28, 2016...originally signed with the Jets as an undrafted rookie free agent on May 6, 2016.

COLLEGE Played in 45 career games at Temple (2012-15) with 41 starts...lettered all for years of his collegiate career...became the first three-

time captain in program history during his senior year (2013-15), along with current Steelers linebacker Tyler Matakevich...was a first team All-AAC selection as a senior in 2015...majored in business management.

PERSONAL Attended Cumberland Valley High School (Carlisle, Pa.)...selected to play in the Big 33 Game his senior year...was a 2010 and 2011 Associated Press All-State selection...named *Harrisburg Patriot-News* first-team all-area...was the 2011 Mid-Penn All-Conference Defensive Player of the Year...also wrestled...son of Cindy and Mitch Friend.

**WILLIAM GAY** *Cornerback*

HEIGHT: 5-10

WEIGHT: 187

COLLEGE: Louisville

BORN: Jan. 1, 1985

BIRTHPLACE: Tallahassee, Fla.

HOW ACQUIRED: FA – '13

NFL EXPERIENCE: 11th year

CAREER HIGHLIGHTS

Entering the 2017 season, he has never missed a single game during the regular season, and his consecutive games played streak of 160 games is the longest active streak in the NFL among cornerbacks.

Has five career pick-sixes, which are tied for the most interceptions returned for touchdowns in Steelers' history.

With his 23-yard interception return for a touchdown 12/13/15 at Cincinnati, he set an NFL record by returning five consecutive interceptions for touchdowns.

Recipient of the Steelers' Ed Block Courage Award in 2015.

Led the NFL and set a single-season Steelers' record with three interceptions returned for touchdowns in 2014.

Named the Steelers 2014 Walter Payton Man of the Year for his efforts on and off the field.

PRO

[160-101/14-7]: Re-signed a three-year contract with the Steelers on March 8, 2016...

signed a three-year contract with the Steelers on March 4, 2013...released by the Arizona Cardinals on March 1, 2013...signed a two-year contract with the Cardinals as an unrestricted free agent (from Pittsburgh) on March 25, 2012...re-signed a one-year contract with the Steelers on August 4, 2011...re-signed a one-year contract with the Steelers on April 16, 2010...originally drafted by the Steelers in the fifth round (170th overall) of the 2007 NFL Draft.

2016

[16-9/3-1]: Named a defensive team captain for the second time in his career and for the

second consecutive season...played in all 16 games with nine starts during the regular season, as he totaled 58 tackles, one sack, one interception and one forced fumble...saw action in three postseason contests with one start.

11/24 at Indianapolis: Made his 100th career start...forced a fumble on a sack of QB Scott Tolzien on the Colts' first play from scrimmage...added one interception in the fourth quarter, his first of the season...marked his eighth career forced fumble and 12th career interception.

12/25 vs. Baltimore: Totaled a season-high seven tackles.

2015

[16-16/2-2] (PIT): Named a defensive team captain for the first time in his career...started all 16 regular-season games for the first time of his career...became the 10th active defender at the time with five or more pick-sixes during their regular season career...started both postseason contests.

11/15 vs. Cleveland: Totaled a season-high seven tackles.

11/29 at Seattle: Credited with a sack of QB Russell Wilson, giving him 6.0 sacks for his career and 5.0 sacks as a Steeler...joined Deshaea Townsend as the only Steelers' cornerbacks with at least 5.0 sacks since sacks became an official statistic in 1982.

12/6 vs. Indianapolis: Left the game in the fourth quarter to go through NFL Concussion Protocol and did not return.

12/13 at Cincinnati: Picked off QB A.J. McCarron and returned it 23 yards for a touchdown...marked his fifth career pick-six.

1/3 at Cleveland: Picked off QB Austin Davis in the fourth quarter.

AFC Divisional Playoff 1/17 at Denver: Led the team with eight tackles.

2014

[16-13/1-1] (PIT): Saw action in all 16 games with 13 starts during the regular season...set a career-high with three interceptions during the regular season, all of which were returned for a touchdown...the three interceptions also tied for the team lead (Brice McCain)...tied his single-season career-high with 16 pass breakups...recorded five special teams

tackles during the regular season (two, 9/7 vs. Cleveland and 10/26 vs. Indianapolis, and one, 12/7 vs. Cincinnati).

9/28 vs. Tampa Bay: Tied a career-high with four pass breakups.

10/26 vs. Indianapolis: Picked off QB Andrew Luck and returned it 33 yards for a touchdown.

11/9 at N.Y. Jets: Started his 70th career game...totaled a season-best seven tackles.

11/17 at Tennessee: Intercepted QB Zach Mettenberger on the Titans' first offensive play and returned it 28 yards for a touchdown...marked the 100th interception return for a touchdown in team history.

12/14 at Atlanta: Led the team with a season-best eight tackles...picked off QB Matt Ryan and returned the ball 52 yards for a touchdown, his third pick-six of the season, setting a single-season team record.

2013 [16-11] (PIT): Played in all 16 games, making 11 starts...tied for second on the team with two forced fumbles...scored his first career defensive touchdown during the regular season, a 21-yard interception return 11/24 at Cleveland.

9/22 vs. Chicago: Led the defensive backs with nine tackles...added one forced fumble.

9/29 vs. Minnesota (London): Played in his 100th career game and 100th consecutive game.

11/10 vs. Buffalo: Recorded a team-high and season-high 10 tackles.

11/24 at Cleveland: Returned an interception 21 yards for a touchdown...marked the first interception returned for a touchdown of his career...sacked and forced a fumble of QB Jason Campbell that was recovered by S Will Allen and returned to the Cleveland four-yard line...marked his seventh career forced fumble during the regular season.

2012 [16-15] (ARZ): Started 15-of-16 games...recorded 60 tackles, two interceptions and eight pass breakups...added a single-season career-high three forced fumbles.

9/9 vs. Seattle: Forced a fumble in his Cardinals debut.

10/14 vs. Buffalo: Recovered RB Fred Jackson's fumble on the first play of the game...marked his third career

fumble recovery during the regular season.

11/4 at Green Bay: Recorded his first interception of the season, picking off QB Aaron Rodgers on the first play of the second quarter.

11/18 at Atlanta: Picked off QB Matt Ryan in the first quarter for his second interception of the season...added one forced fumble.

12/2 at N.Y. Jets: Recorded his first sack of the season, taking down QB Mark Sanchez for a nine-yard loss in the third quarter.

12/30 at San Francisco: Forced his third fumble of the season on RB LaMichael James in the third quarter.

2011 [16-15/1-1] (PIT): Started 15-of-16 games during the regular season...totaled two interceptions, 13 passes defended, and one fumble recovery...recorded one special teams tackle during the regular season (9/11 at Baltimore)...started the lone postseason contest.

11/6 vs. Baltimore: Recorded the second fumble recovery of his career when LB James Harrison sacked and stripped QB Joe Flacco.

11/13 at Cincinnati: Recorded the second interception of his career, picking off QB Andy Dalton with 2:27 left in the fourth quarter...added a team-high three pass breakups.

12/8 vs. Cleveland: Picked off QB Colt McCoy.

2010 [16-4/3-2] (PIT): Saw action in all 16 regular-season games, starting four...finished with a single-season career-high 2.0 sacks...led the team with 15 pass breakups...added a career-high 13 special teams tackles (two, 9/26 at Tampa Bay, 10/3 vs. Baltimore and 11/21 vs. Oakland, and one, 9/12 vs. Atlanta, 10/17 vs. Cleveland, 10/24 at Miami, 11/8 at Cincinnati, 11/28 at Buffalo, 12/12 vs. Cincinnati and 12/23 vs. Carolina)...saw action in all three postseason contests, starting two of them...posted his first career postseason touchdown as he scooped up a Jets' fumble and returned it 19 yards for a touchdown late in the first half in the AFC Championship Game.

9/26 at Tampa Bay: Recorded a sack, taking down QB Josh Freeman for a seven-yard loss.

11/8 at Cincinnati: Totaled three QB pressures and three pass breakups...blocked a punt on the Bengals'

WILLIAM GAY

first possession of the game, which was the first punt blocked by the Steelers since LB Andre Frazier (11/3/08 at Washington).

11/28 at Buffalo: Forced a fumble on RB Fred Jackson... led the team with four pass breakups.

12/12 vs. Cincinnati: Posted an eight-yard sack in the second quarter on QB Carson Palmer.

AFC Championship Game 1/23 vs. N.Y. Jets: Made his first career start in the postseason...posted his first career postseason touchdown as he scooped up a Jets' fumble and returned it 19 yards for a touchdown late in the first half...marked his first career postseason fumble recovery.

2009

[16-14] (PIT): Started 14-of-16 games...led the team with a career-high 16 pass breakups...also recorded a single-season career-high 91 tackles...added five special teams tackles [one, 9/10 vs. Tennessee, 10/4 vs. San Diego, 10/25 vs. Minnesota, 11/15 vs. Cincinnati and 1/3 at Miami].

9/20 at Chicago: Recorded 10 tackles, marking the first time he recorded double-digit tackles in a single game in his career.

10/4 vs. San Diego: Led the team with three pass breakups.

10/11 at Detroit: Recorded his first career sack, taking down QB Daunte Culpepper for a five-yard loss.

10/25 vs. Minnesota: Registered 11 tackles.

11/29 at Baltimore: Recorded a career-high 12 tackles...added his first career forced fumble.

12/6 vs. Oakland: Left the game with a head injury in the fourth quarter and did not return.

2008

[16-4/3-0] (PIT): Saw action in all 16 regular season contests, making four starts...totaled nine special teams tackles during the regular season [two, 11/3 at Washington, and one 9/7 vs. Houston, 10/5 at Jacksonville, 10/19 at Cincinnati, 11/20 vs. Cincinnati, 11/30 at New England, 12/7 vs. Dallas and 12/21 at Tennessee]...saw action in all three

postseason contests, recording one tackle on special teams [2/1 vs. Arizona] and one fumble recovery on special teams [1/11 vs. San Diego].

11/16 vs. San Diego: Made his first career start at CB.

12/14 at Baltimore: Registered his first career interception at the end of the game, picking off QB Joe Flacco.

AFC Divisional Game 1/11 vs. San Diego: Recovered his first career postseason fumble on special teams on S Eric Weddle's muffed punt in the third quarter.

2007

[16-0/1-0] (PIT): Played in all 16 regular-season games and the lone postseason contest as a rookie...totaled two pass breakups and one fumble recovery during the regular season...added 11 special teams tackles during the regular season [two, 9/23 vs. San Francisco and 12/17 vs. Jacksonville, and one, 9/30 at Arizona, 10/7 vs. Seattle, 10/21 at Denver, 11/5 vs. Baltimore, 11/18 at N.Y. Jets, 12/9 at New England and 12/30 at Baltimore].

9/9 at Cleveland: Saw action at CB in his first NFL game...recorded his first career fumble recovery.

AFC Wild Card Game 1/5 vs. Jacksonville: Made his postseason debut.

COLLEGE

Appeared in 46 games with 36 starts at Louisville (2003-06)...totaled 134 tackles, 25 pass breakups, seven interceptions and one sack...selected first-team All-Big East in 2006...in 2003, he was named to Conference USA's All-Freshman team...majored in sports administration.

PERSONAL

Attended Rickards High School (Tallahassee, Fla.) where he played quarterback, wide receiver and safety...threw for 1,035 yards with seven touchdowns, recorded 1,237 receiving yards with 11 receiving touchdowns, and added 82 tackles, 14 passes defensed and nine interceptions as a senior...earned co-MVP honors and earned first-team All-Big Bend area honors as a senior...totaled more than 1,200 all-purpose yards with 12 touchdowns as a junior...also ran track...son of Corine Hall...Full name: William Gay.

GAY'S 2016 Game-by-Game Statistics

Date	Opponent	GP	GS	T	AT	TOT	Sacks	Yds	Int/Yds	PD	FF	FR
9/12	at Washington	1	1	2	4	6	0.0	0.0	0/0	0	0	0
9/18	CINCINNATI	1	1	4	0	4	0.0	0.0	0/0	2	0	0
9/25	at Philadelphia	1	1	5	0	5	0.0	0.0	0/0	0	0	0
10/2	KANSAS CITY	1	1	4	1	5	0.0	0.0	0/0	0	0	0
10/9	N.Y. JETS	1	1	1	1	2	0.0	0.0	0/0	0	0	0
10/16	at Miami	1	1	4	0	4	0.0	0.0	0/0	1	0	0
10/23	NEW ENGLAND	1	1	4	1	5	0.0	0.0	0/0	0	0	0
11/6	at Baltimore	1	0	0	0	0	0.0	0.0	0/0	0	0	0
11/13	DALLAS	1	0	1	1	2	0.0	0.0	0/0	1	0	0
11/20	at Cleveland	1	0	0	0	0	0.0	0.0	0/0	0	0	0
11/24	at Indianapolis	1	1	3	0	3	1.0	10.0	1/0	2	1	0
12/4	N.Y. GIANTS	1	1	2	1	3	0.0	0.0	0/0	0	0	0
12/11	at Buffalo	1	0	2	3	5	0.0	0.0	0/0	0	0	0
12/18	at Cincinnati	1	0	1	1	2	0.0	0.0	0/0	0	0	0
12/25	BALTIMORE	1	0	5	2	7	0.0	0.0	0/0	0	0	0
1/1	CLEVELAND	1	0	4	1	5	0.0	0.0	0/0	1	0	0
SEASON TOTALS		16	9	42	16	58	1.0	10.0	1/0	7	1	0

POSTSEASON

1/8	MIAMI	1	0	2	0	2	0.0	0.0	0/0	1	0	0
1/15	at Kansas City	1	1	1	0	1	0.0	0.0	0/0	0	0	0
1/22	at New England	1	0	2	2	4	0.0	0.0	0/0	0	0	0
POSTSEASON TOTALS		3	1	5	2	7	0.0	0.0	0/0	1	0	0

GAY'S 2015 Game-by-Game Statistics

Date	Opponent	GP	GS	T	AT	TOT	Sacks	Yds	Int/Yds	PD	FF	FR
9/10	at New England	1	1	4	0	4	0.0	0.0	0/0	0	0	0
9/20	SAN FRANCISCO	1	1	3	0	3	0.0	0.0	0/0	1	0	0
9/27	at St. Louis	1	1	3	2	5	0.0	0.0	0/0	0	0	0
10/1	BALTIMORE	1	1	2	0	2	0.0	0.0	0/0	0	0	0
10/12	at San Diego	1	1	1	1	2	0.0	0.0	0/0	0	0	0
10/18	ARIZONA	1	1	3	2	5	0.0	0.0	0/0	1	0	0
10/25	at Kansas City	1	1	1	1	2	0.0	0.0	0/0	0	0	0
11/1	CINCINNATI	1	1	2	1	3	0.0	0.0	0/0	0	0	0
11/8	OAKLAND	1	1	2	0	2	0.0	0.0	0/0	0	0	0
11/15	CLEVELAND	1	1	7	0	7	0.0	0.0	0/0	1	0	0
11/29	at Seattle	1	1	1	2	3	1.0	1.0	0/0	0	0	0
12/6	INDIANAPOLIS	1	1	4	2	6	0.0	0.0	0/0	1	0	0
12/13	at Cincinnati	1	1	1	1	2	0.0	0.0	1/23t	1	0	0
12/20	DENVER	1	1	4	0	4	0.0	0.0	0/0	1	0	0
12/27	at Baltimore	1	1	5	0	5	0.0	0.0	0/0	0	0	0
1/3	at Cleveland	1	1	3	0	3	0.0	0.0	1/7	1	0	0
SEASON TOTALS		16	16	46	12	58	1.0	1.0	2/30	7	0	0

POSTSEASON

1/9	at Cincinnati	1	1	4	1	5	0.0	0.0	0/0	0	0	0
1/17	at Denver	1	1	7	1	8	0.0	0.0	0/0	1	0	0
POSTSEASON TOTALS		2	2	11	2	13	0.0	0.0	0/0	1	0	0

GAY'S 2014 Game-by-Game Statistics

Date	Opponent	GP	GS	T	AT	TOT	Sacks	Yds	Int/Yds	PD	FF	FR
9/7	CLEVELAND	1	0	1	0	1	0.0	0.0	0/0	3	0	0
9/11	at Baltimore	1	0	0	0	0	0.0	0.0	0/0	0	0	0
9/21	at Carolina	1	0	4	1	5	0.0	0.0	0/0	2	0	0
9/28	TAMPA BAY	1	1	4	0	4	0.0	0.0	0/0	4	0	0
10/5	at Jacksonville	1	1	2	0	2	0.0	0.0	0/0	1	0	0
10/12	at Cleveland	1	1	1	1	2	0.0	0.0	0/0	0	0	0
10/20	HOUSTON	1	1	5	0	5	0.0	0.0	0/0	0	0	0
10/26	INDIANAPOLIS	1	1	5	1	6	0.0	0.0	1/33t	1	0	0
11/2	BALTIMORE	1	1	5	0	5	0.0	0.0	0/0	0	0	0
11/9	at N.Y. Jets	1	1	5	2	7	0.0	0.0	0/0	1	0	0

WILLIAM GAY

GAY'S 2014 Game-by-Game Statistics (Continued)

Date	Opponent	GP	GS	T	AT	TOT	Sacks	Yds	Int/Yds	PD	FF	FR
11/17	at Tennessee	1	1	2	1	3	0.0	0.0	1/28t	1	0	0
11/30	NEW ORLEANS	1	1	3	2	5	0.0	0.0	0/0	0	0	0
12/7	at Cincinnati	1	1	2	1	3	0.0	0.0	0/0	1	0	0
12/14	at Atlanta	1	1	8	0	8	0.0	0.0	1/52t	2	0	0
12/21	KANSAS CITY	1	1	6	0	6	0.0	0.0	0/0	0	0	0
12/28	CINCINNATI	1	1	3	0	3	0.0	0.0	0/0	0	0	0
SEASON TOTALS		16	13	56	9	65	0.0	0.0	3/113	16	0	0

POSTSEASON

1/3	BALTIMORE	1	1	2	0	2	0.0	0.0	0/0	1	0	0
POSTSEASON TOTALS		1	1	2	0	2	0.0	0.0	0/0	1	0	0

GAY'S 2013 Game-by-Game Statistics

Date	Opponent	GP	GS	T	AT	TOT	Sacks	Yds	Int/Yds	PD	FF	FR
9/8	TENNESSEE	1	0	3	0	3	0.0	0.0	0/0	2	0	0
9/16	at Cincinnati	1	1	5	0	5	0.0	0.0	0/0	0	0	0
9/22	CHICAGO	1	1	9	0	9	0.0	0.0	0/0	0	1	0
9/29	vs. Minnesota	1	0	2	0	2	0.0	0.0	0/0	0	0	0
10/13	at N.Y. Jets	1	1	6	0	6	0.0	0.0	0/0	0	0	0
10/20	BALTIMORE	1	1	3	0	3	0.0	0.0	0/0	2	0	0
10/27	at Oakland	1	1	3	2	5	0.0	0.0	0/0	1	0	0
11/3	at New England	1	1	4	1	5	0.0	0.0	0/0	0	0	0
11/10	BUFFALO	1	1	10	0	10	0.0	0.0	0/0	0	0	0
11/17	DETROIT	1	1	1	1	2	0.0	0.0	0/0	2	0	0
11/24	at Cleveland	1	1	3	0	3	1.0	8.0	1/21t	1	1	0
11/28	at Baltimore	1	1	2	0	2	0.0	0.0	0/0	0	0	0
12/8	MIAMI	1	0	5	0	5	0.0	0.0	0/0	0	0	0
12/15	CINCINNATI	1	0	1	0	1	0.0	0.0	0/0	1	0	0
12/22	at Green Bay	1	1	3	0	3	0.0	0.0	0/0	0	0	0
12/29	Cleveland	1	0	3	0	3	0.0	0.0	0/0	0	0	0
SEASON TOTALS		16	11	63	4	67	1.0	8.0	1/21t	9	2	0

GAY'S 2012 Game-by-Game Statistics

Date	Opponent	GP	GS	T	AT	TOT	Sacks	Yds	Int/Yds	PD	FF	FR
9/9	SEATTLE	1	1	7	0	7	0.0	0.0	0/0	0	1	0
9/16	at New England	1	1	3	2	5	0.0	0.0	0/0	2	0	0
9/23	PHILADELPHIA	1	1	4	2	6	0.0	0.0	0/0	0	0	0
9/30	MIAMI	1	1	2	1	3	0.0	0.0	0/0	0	0	0
10/4	at St. Louis	1	0	0	0	0	0.0	0.0	0/0	0	0	0
10/14	BUFFALO	1	1	2	2	4	0.0	0.0	0/0	1	0	1
10/21	at Minnesota	1	1	1	2	3	0.0	0.0	0/0	0	0	0
10/29	SAN FRANCISCO	1	1	5	0	5	0.0	0.0	0/0	0	0	0
11/4	at Green Bay	1	1	0	0	0	0.0	0.0	1/6	1	0	0
11/18	at Atlanta	1	1	5	1	6	0.0	0.0	1/1	1	1	0
11/25	ST. LOUIS	1	1	2	0	2	0.0	0.0	0/0	0	0	0
12/2	at N.Y. Jets	1	1	4	1	5	1.0	9.0	0/0	1	0	0
12/9	at Seattle	1	1	1	0	1	0.0	0.0	0/0	1	0	0
12/16	DETROIT	1	1	4	1	5	0.0	0.0	0/0	1	0	0
12/23	CHICAGO	1	1	2	0	2	0.0	0.0	0/0	0	0	0
12/30	at San Francisco	1	1	3	3	6	0.0	0.0	0/0	0	1	0
SEASON TOTALS		16	15	45	15	60	1.0	9.0	2/7	8	3	1

GAY'S 2011 Game-by-Game Statistics

Date	Opponent	GP	GS	T	AT	TOT	Sacks	Yds	Int/Yds	PD	FF	FR
9/11	at Baltimore	1	0	1	0	1	0.0	0.0	0/0	0	0	0
9/18	SEATTLE	1	1	3	1	4	0.0	0.0	0/0	2	0	0
9/25	at Indianapolis	1	1	5	0	5	0.0	0.0	0/0	0	0	0
10/2	at Houston	1	1	2	1	3	0.0	0.0	0/0	0	0	0
10/9	TENNESSEE	1	1	2	0	2	0.0	0.0	0/0	0	0	0
10/16	JACKSONVILLE	1	1	3	2	5	0.0	0.0	0/0	0	0	0

GAY'S 2011 Game-by-Game Statistics (Continued)

Date	Opponent	GP	GS	T	AT	TOT	Sacks	Yds	Int/Yds	PD	FF	FR
10/23	at Arizona	1	1	3	0	3	0.0	0.0	0/0	1	0	0
10/30	NEW ENGLAND	1	1	3	1	4	0.0	0.0	0/0	1	0	0
11/6	BALTIMORE	1	1	4	1	5	0.0	0.0	0/0	1	0	1
11/13	at Cincinnati	1	1	3	0	3	0.0	0.0	1/12	3	0	0
11/27	at Kansas City	1	1	2	0	2	0.0	0.0	0/0	0	0	0
12/4	CINCINNATI	1	1	0	0	0	0.0	0.0	0/0	0	0	0
12/8	CLEVELAND	1	1	6	0	6	0.0	0.0	1/0	0	0	0
12/19	at San Francisco	1	1	2	1	3	0.0	0.0	0/0	2	0	0
12/24	ST. LOUIS	1	1	2	4	6	0.0	0.0	0/0	1	0	0
1/1	at Cleveland	1	1	4	0	4	0.0	0.0	0/0	2	0	0
SEASON TOTALS		16	15	45	11	56	0.0	0.0	2/12	13	0	1

POSTSEASON

1/8	at Denver	1	1	3	2	5	0.0	0.0	0/0	0	0	0
POSTSEASON TOTALS		1	1	3	2	5	0.0	0.0	0/0	0	0	0

GAY'S 2010 Game-by-Game Statistics

Date	Opponent	GP	GS	T	AT	TOT	Sacks	Yds	Int/Yds	PD	FF	FR
9/12	ATLANTA	1	0	2	1	3	0.0	0.0	0/0	1	0	0
9/19	at Tennessee	1	0	1	0	1	0.0	0.0	0/0	0	0	0
9/26	at Tampa Bay	1	0	4	0	4	1.0	7.0	0/0	0	0	0
10/3	BALTIMORE	1	0	1	1	2	0.0	0.0	0/0	2	0	0
10/17	CLEVELAND	1	0	2	0	2	0.0	0.0	0/0	1	0	0
10/24	at Miami	1	0	2	1	3	0.0	0.0	0/0	0	0	0
10/31	at New Orleans	1	0	5	1	6	0.0	0.0	0/0	0	0	0
11/8	at Cincinnati	1	0	4	2	6	0.0	0.0	0/0	3	0	0
11/14	NEW ENGLAND	1	0	3	0	3	0.0	0.0	0/0	0	0	0
11/21	OAKLAND	1	1	2	0	2	0.0	0.0	0/0	1	0	0
11/28	at Buffalo	1	1	3	1	4	0.0	0.0	0/0	4	1	0
12/5	at Baltimore	1	1	3	0	3	0.0	0.0	0/0	0	0	0
12/12	CINCINNATI	1	1	3	1	4	1.0	8.0	0/0	1	0	0
12/19	N.Y. JETS	1	0	1	0	1	0.0	0.0	0/0	0	0	0
12/23	CAROLINA	1	0	0	0	0	0.0	0.0	0/0	0	0	0
1/2	at Cleveland	1	0	2	0	2	0.0	0.0	0/0	2	0	0
SEASON TOTALS		16	4	38	8	46	2.0	15.0	0/0	15	1	0

POSTSEASON

1/15	BALTIMORE	1	0	1	0	1	0.0	0.0	0/0	1	0	0
1/23	N.Y. JETS	1	1	3	1	4	0.0	0.0	0/0	1	0	1
2/6	vs. Green Bay	1	1	2	0	2	0.0	0.0	0/0	1	0	0
POSTSEASON TOTALS		3	2	6	1	7	0.0	0.0	0/0	3	0	1

GAY'S 2009 Game-by-Game Statistics

Date	Opponent	GP	GS	T	AT	TOT	Sacks	Yds	Int/Yds	PD	FF	FR
9/10	TENNESSEE	1	1	6	0	6	0.0	0.0	0/0	1	0	0
9/20	at Chicago	1	1	10	0	10	0.0	0.0	0/0	0	0	0
9/27	at Cincinnati	1	1	6	0	6	0.0	0.0	0/0	1	0	0
10/4	SAN DIEGO	1	1	4	0	4	0.0	0.0	0/0	3	0	0
10/11	at Detroit	1	1	8	0	8	1.0	5.0	0/0	1	0	0
10/18	CLEVELAND	1	1	1	0	1	0.0	0.0	0/0	0	0	0
10/25	MINNESOTA	1	1	11	0	11	0.0	0.0	0/0	1	0	0
11/9	at Denver	1	1	4	0	4	0.0	0.0	0/0	2	0	0
11/15	CINCINNATI	1	1	8	0	8	0.0	0.0	0/0	3	0	0
11/22	at Kansas City	1	1	3	0	3	0.0	0.0	0/0	0	0	0
11/29	at Baltimore	1	1	12	0	12	0.0	0.0	0/0	0	1	0
12/6	OAKLAND	1	1	5	0	5	0.0	0.0	0/0	1	0	0
12/10	at Cleveland	1	1	3	0	3	0.0	0.0	0/0	0	0	0
12/20	GREEN BAY	1	1	6	0	6	0.0	0.0	0/0	2	0	0
12/27	BALTIMORE	1	0	3	0	3	0.0	0.0	0/0	0	0	0
1/3	at Miami	1	0	1	0	1	0.0	0.0	0/0	1	0	0
SEASON TOTALS		16	14	91	0	91	1.0	5.0	0/0	16	1	0

WILLIAM GAY

GAY'S 2008 Game-by-Game Statistics

Date	Opponent	GP	GS	T	AT	TOT	Sacks	Yds	Int/Yds	PD	FF	FR
9/7	HOUSTON	1	0	2	0	2	0.0	0.0	0/0	0	0	0
9/14	at Cleveland	1	0	0	0	0	0.0	0.0	0/0	0	0	0
9/21	at Philadelphia	1	0	4	1	5	0.0	0.0	0/0	1	0	0
9/29	BALTIMORE	1	0	0	0	0	0.0	0.0	0/0	0	0	0
10/5	at Jacksonville	1	0	0	0	0	0.0	0.0	0/0	0	0	0
10/19	at Cincinnati	1	0	1	1	2	0.0	0.0	0/0	1	0	0
10/26	N.Y. GIANTS	1	0	2	0	2	0.0	0.0	0/0	1	0	0
11/3	at Washington	1	0	3	0	3	0.0	0.0	0/0	2	0	0
11/9	INDIANAPOLIS	1	0	2	0	2	0.0	0.0	0/0	1	0	0
11/16	SAN DIEGO	1	1	3	0	3	0.0	0.0	0/0	0	0	0
11/20	CINCINNATI	1	1	4	2	6	0.0	0.0	0/0	1	0	0
11/30	at New England	1	1	4	0	4	0.0	0.0	0/0	2	0	0
12/7	DALLAS	1	1	4	0	4	0.0	0.0	0/0	2	0	0
12/14	at Baltimore	1	0	1	0	1	0.0	0.0	1/12	0	0	0
12/21	at Tennessee	1	0	2	0	2	0.0	0.0	0/0	0	0	0
12/28	CLEVELAND	1	0	2	0	2	0.0	0.0	0/0	0	0	0
SEASON TOTALS		16	4	34	4	38	0.0	0.0	1/12	11	0	0

POSTSEASON

1/11	SAN DIEGO	1	0	0	0	0	0.0	0.0	0/0	0	0	0
1/18	BALTIMORE	1	0	0	0	0	0.0	0.0	0/0	0	0	0
2/1	vs. Arizona	1	0	1	0	1	0.0	0.0	0/0	0	0	0
POSTSEASON TOTALS		3	0	1	0	1	0.0	0.0	0/0	0	0	0

GAY'S 2007 Game-by-Game Statistics

Date	Opponent	GP	GS	T	AT	TOT	Sacks	Yds	Int/Yds	PD	FF	FR
9/9	at Cleveland	1	0	0	0	0	0.0	0.0	0/0	1	0	1
9/16	BUFFALO	1	0	0	0	0	0.0	0.0	0/0	0	0	0
9/23	SAN FRANCISCO	1	0	0	0	0	0.0	0.0	0/0	0	0	0
9/30	at Arizona	1	0	0	0	0	0.0	0.0	0/0	0	0	0
10/7	SEATTLE	1	0	0	0	0	0.0	0.0	0/0	0	0	0
10/21	at Denver	1	0	2	0	2	0.0	0.0	0/0	0	0	0
10/28	at Cincinnati	1	0	0	0	0	0.0	0.0	0/0	0	0	0
11/5	BALTIMORE	1	0	0	0	0	0.0	0.0	0/0	1	0	0
11/11	CLEVELAND	1	0	0	0	0	0.0	0.0	0/0	0	0	0
11/18	at N.Y. Jets	1	0	0	0	0	0.0	0.0	0/0	0	0	0
11/26	MIAMI	1	0	0	0	0	0.0	0.0	0/0	0	0	0
12/2	CINCINNATI	1	0	0	0	0	0.0	0.0	0/0	0	0	0
12/9	at New England	1	0	1	0	1	0.0	0.0	0/0	0	0	0
12/16	JACKSONVILLE	1	0	0	0	0	0.0	0.0	0/0	0	0	0
12/20	at St. Louis	1	0	0	0	0	0.0	0.0	0/0	0	0	0
12/30	at Baltimore	1	0	0	2	2	0.0	0.0	0/0	0	0	0
SEASON TOTALS		16	0	3	2	5	0.0	0.0	0/0	2	0	1

POSTSEASON

1/5	JACKSONVILLE	1	0	0	0	0	0.0	0.0	0/0	0	0	0
POSTSEASON TOTALS		1	0	0	0	0	0.0	0.0	0/0	0	0	0

GAY'S Career Totals

REGULAR SEASON

Year	Team	GP	GS	T	AT	TOT	Sacks	Yds	Int/Yds	PD	FF	FR
2007	Pittsburgh	16	0	3	2	5	0.0	0.0	0/0	2	0	1
2008	Pittsburgh	16	4	34	4	38	0.0	0.0	1/12	11	0	0
2009	Pittsburgh	16	14	91	0	91	1.0	5.0	0/0	16	1	0
2010	Pittsburgh	16	4	38	8	46	2.0	15.0	0/0	15	1	0
2011	Pittsburgh	16	15	45	11	56	0.0	0.0	2/12	13	0	1
2012	Arizona	16	15	45	15	60	1.0	9.0	2/7	8	3	1
2013	Pittsburgh	16	11	63	4	67	1.0	8.0	1/21t	9	2	0
2014	Pittsburgh	16	13	56	9	65	0.0	0.0	3/113	16	0	0

GAY'S Career Totals (Continued)

REGULAR SEASON

Year	Team	GP	GS	T	AT	TOT	Sacks	Yds	Int/Yds	PD	FF	FR
2015	Pittsburgh	16	16	46	12	58	1.0	1.0	2/30	7	0	0
2016	Pittsburgh	16	9	42	16	58	1.0	10.0	1/0	7	1	0
NFL TOTALS		160	101	463	81	544	7.0	48.0	12/195	104	8	3
STEELERS TOTALS		144	86	418	66	484	6.0	39.0	10/174	96	5	2

REGULAR SEASON

Career Regular-Season Special Teams Tackles [46]: 11 in '07, 9 in '08, 5 in '09, 13 in '10, 1 in '11, 2 in '13 and 5 in '14.

Additional Statistics: Has five career pick-sixes: a 23-yarder 12/13/15 at Cincinnati, a 52-yarder 12/14/14 at Atlanta, a 28-yarder 11/17/14 at Tennessee, a 33-yarder 10/26/14 vs. Indianapolis, and a 21-yarder 11/24/13 at Cleveland...blocked a punt 11/8/10 at Cincinnati.

REGULAR-SEASON SINGLE-GAME HIGHS:


Total Tackles: 12, at Baltimore, 11/29/09; **Solo Tackles:** 12, at Baltimore, 11/29/09; **Sacks:** 1.0, seven times, last at Indianapolis 11/24/16; **Sack Yards:** 10.0, at Indianapolis, 11/24/16; **Interceptions:** 1, 12 times, last at Indianapolis 11/24/16; **Interception Yards:** 52t, at Atlanta, 12/14/14; **Passes Defensed:** 4, twice, last time vs. Tampa Bay, 9/28/14; **Forced Fumbles:** 1, eight times, last at Indianapolis, 11/24/16; **Fumble Recoveries:** 1, three times, last vs. Buffalo, 10/14/12.

POSTSEASON

Year	Team	GP	GS	T	AT	TOT	Sacks	Yds	Int/Yds	PD	FF	FR
2007	Pittsburgh	1	0	0	0	0	0.0	0.0	0/0	0	0	0
2008	Pittsburgh	3	0	1	0	1	0.0	0.0	0/0	0	0	0
2010	Pittsburgh	3	2	6	1	7	0.0	0.0	0/0	3	0	1
2011	Pittsburgh	1	1	3	2	5	0.0	0.0	0/0	0	0	0
2014	Pittsburgh	1	1	2	0	2	0.0	0.0	0/0	1	0	0
2015	Pittsburgh	2	2	11	2	13	0.0	0.0	0/0	1	0	0
2016	Pittsburgh	3	1	5	2	7	0.0	0.0	0/0	1	0	0
NFL TOTALS		14	7	28	7	35	0.0	0.0	0/0	6	0	1

Career Postseason Special Teams Tackles [1]: 1 in '08.

Additional Statistics: Recovered a fumble and returned it for a touchdown in the AFC Championship Game 1/23/11 vs. the N.Y. Jets... recovered a fumble on special teams in the AFC Divisional Playoff 1/11/09 vs. San Diego.



77

MARCUS GILBERT *Offensive Tackle*

HEIGHT: 6-6

HOW ACQUIRED: D2 - '11 (#63)

WEIGHT: 330

NFL EXPERIENCE: 7th year

COLLEGE: Florida

BORN: Feb. 15, 1988

BIRTHPLACE: Fort Lauderdale, Fla.

PRO

[76-75/7-7]: Signed a new six-year contract with the Steelers on August 19, 2014...placed on the Steelers' Reserve/Injured List on November 26, 2012, due to an ankle injury...recipient of the Joe Greene Great Performance Award in 2011, given annually to the Steelers' top rookie...originally drafted by the Steelers in the second round (63rd overall) of the 2011 NFL Draft.

2016

[13-13/3-3]: Started at RT for 13 regular-season games, missing three due to a left ankle injury (10/9 vs. N.Y. Jets, 10/16 vs. Miami and 10/23 vs. New England)...was part of an offensive line that allowed just 17.0 sacks on QB Ben Roethlisberger, the fewest sacks he has ever taken in a single-season in his career...also a part of an offensive line that paved the way for RB Le'Veon Bell to lead the NFL in scrimmage yards per game (157.0), and to set the team's single-game record for most rushing yards in the regular season (236, Week 14 at Buffalo) and in the postseason (170, AFC Divisional Playoff at Kansas City)...started all three postseason contests.

9/12 at Washington: Was part of an offensive line that helped block for a 300-yard passer, 100-yard rusher and 100-yard receiver.

11/20 at Cleveland: Was part of an offensive line that helped block for RB Le'Veon Bell to rush for 146 yards...was also a part of an offensive line that gave up zero sacks.

11/24 at Indianapolis: Was part of an offensive line that didn't allow a sack for the second straight game.

12/11 at Buffalo: Was part of an offensive line that helped block for Bell to rush for a team record 236 yards...was also a part of an offensive line that allowed zero sacks.

12/25 vs. Baltimore: Was part of an offensive line that did not allow a sack.

AFC Divisional Playoff 1/15 at Kansas City: Was part of an offensive line that blocked for Bell to rush for a Steelers' postseason single-game record 170 yards.

2015

[16-16/2-2]: Started at RT for all 16 regular-season games for the second time in his career...was part of an offensive line that helped block for the Steelers' offense to produce at least 450 net yards in four straight regular-season games, tying an NFL record...was part of an offensive line that allowed zero sacks in two games during the regular season (9/20 vs. San Francisco and 12/6 vs. Indianapolis)...also started both postseason contests at RT.

9/10 at New England: Started his fourth straight season-opening game at RT...was part of an offensive line that helped block for the Steelers to have a 300-yard passer, 100-yard rusher and 100-yard receiver.

11/8 vs. Oakland: Blocked for an offense that totaled a season-high 597 yards.

2014

[12-12/1-1]: Started at RT for 12 regular-season games...inactive due to a concussion 10/26 vs. Indianapolis...inactive due to an ankle injury 11/30 vs. New Orleans, 12/7 at Cincinnati and 12/14 at Atlanta...was part of an offensive line that helped block for the offense to set numerous single-season team records, including total points (436), total yards (6,577) and total first downs (379) during the regular season...started the lone postseason contest at RT but left the game late in the fourth quarter due to an ankle injury and did not return.

9/21 at Carolina: Was part of an offensive line that helped block for Steelers' rushers to gain 264 yards on the ground.

11/2 vs. Baltimore: Was part of an offensive line that helped block for QB Ben Roethlisberger to throw six touchdowns and to total an NFL record 12 touchdown passes in back-to-back games.

11/17 at Tennessee: Was part of an offensive line that helped pave the way for Bell to record the fourth-highest single game rushing total in team history (204 yards).

2013

[16-16]: Started at RT in all 16 games, the only Steelers' offensive lineman to start all

MARCUS GILBERT

16 games during the regular season...helped block for Roethlisberger to throw for 4,261 yards with 28 touchdowns...was part of an offensive line that did not allow a sack in two games (11/24 at Cleveland and 11/28 at Baltimore).

2012 (5-5): Started the first five games of the season at RT...injured his right ankle in the second quarter and did not return to the game 10/11 at Tennessee, and he was inactive for the next six games due to an injured right ankle...placed on the Steelers' Reserve/Injured List due to a right ankle injury on November 26.

2011 (14-13/1-1): Played in 14 games, making 13 starts as a rookie at RT...inactive due to a shoulder injury 10/16 vs. Jacksonville...dressed but did not see action 9/11 at Baltimore...became the Steelers' first rookie to start at tackle (9/18 vs. Seattle) since Willie Colon in 2006...helped block for a Steelers' offense to gain 372.3 total net yards per game and for QB Ben Roethlisberger to throw for 4,077 yards during the regular season...made his postseason debut, starting at RT in the AFC Wild Card Game 1/8 at Denver.

COLLEGE Saw action in 53 games with 27 starts at Florida (2006-2010)...recorded 142 knockdowns and 22 touchdown-resulting blocks during that span...named second-team All-SEC by The NFL Draft Report and earned third-team All-SEC honors from Phil Steele in 2010...was a member of two National Championship teams (2006 and 2008)...majored in family, youth and community science.

PERSONAL

Attended St. Thomas Aquinas High School (Ft. Lauderdale, Fla.)...played guard and tackle on the offensive line during his prep career, as well as doubling on the defensive line...added Class 5A All-District XVI honors and was selected to participate in the 2006 Cali-Florida Bowl...also a member of the varsity basketball team and competed in the shot put and discus throws for the track and field squad...son of Katrina and Jeffrey Gilbert...father recently retired from the Secret Service...when the Florida Gators visited the White House to celebrate their second national championship in four years in April of 2009, Gilbert received special recognition by President Barack Obama during the ceremony because his father, Jeff, was a Secret Service agent who helped shield the past three Presidents from harm...Full name: Marcus Christopher Gilbert.

GILBERT'S Career Totals

Year	Team	GP	GS
2011	Pittsburgh	14	13
2012	Pittsburgh	5	5
2013	Pittsburgh	16	16
2014	Pittsburgh	12	12
2015	Pittsburgh	16	16
2016	Pittsburgh	13	13
NFL TOTALS		76	75

GILBERT'S Career Postseason Totals

Year	Team	GP	GS
2011	Pittsburgh	1	1
2014	Pittsburgh	1	1
2015	Pittsburgh	2	2
2016	Pittsburgh	3	3
NFL TOTALS		7	7



21

ROBERT GOLDEN *Safety*

HEIGHT: 5-11
 WEIGHT: 202
 COLLEGE: Arizona
 BORN: September 13, 1990
 BIRTHPLACE: Fresno, Calif.

HOW ACQUIRED: UDFA – '12
 NFL EXPERIENCE: 6th year

PRO [74-10/5-0]: Signed a three-year contract with the Steelers on March 7, 2016...signed his one-year restricted free agent tender with the Steelers on April 29, 2015...originally signed with the Steelers as an undrafted rookie free agent on April 28, 2012.

2016 [13-7/2-0]: Named a special teams captain for the third straight season...played in 13 games with a single-season career-high seven starts during the regular season, missing two games due to a right hamstring injury (10/2 vs. Kansas City and 10/9 vs. N.Y. Jets) and one due to an ankle injury (1/1 vs. Cleveland)...recorded two special teams tackles during the regular season (one, 9/18 vs. Cincinnati and 11/20 at Cleveland)...saw action in two postseason games, missing one due to an ankle injury (AFC Wild Card Game 1/8 vs. Miami).

9/18 vs. Cincinnati: Recovered his first career fumble on defense that was forced by LB James Harrison late in the fourth quarter...returned the fumble 21 yards... finished second on the team with eight tackles, which tied a single-game career-high.

2015 [16-3/2-0]: Named a special teams captain for the second consecutive season... appeared in all 16 regular-season games with a three starts...totaled single-season career-highs in tackles (36) and pass breakups (4)...recorded four special teams tackles during the regular season (one, 10/1 vs. Baltimore, 11/29 at Seattle, 12/27 at Baltimore and 1/3 at Cleveland)...saw action in both playoff games.

10/18 vs. Arizona: Made his first career start at safety in place of Will Allen...totaled a career-high eight tackles.

12/13 at Cincinnati: Picked off QB A.J. McCarron in the fourth quarter...marked the first interception of his career.

2014 [16-0/1-0]: Named a special teams captain for the first time in his career...saw action on special teams in all 16 games during the regular season, recording 10 special teams tackles during the

regular season (three, 11/9 at N.Y. Jets, two, 10/26 vs. Indianapolis, and one, 9/21 at Carolina, 9/28 vs. Tampa Bay, 10/20 vs. Houston, 11/2 vs. Baltimore and 12/28 vs. Cincinnati)...made his postseason debut in the AFC Wild Card Game vs. Baltimore.

9/7 vs. Cleveland: Attempted and completed his first career pass, a 25-yarder to CB Antwon Blake on a fake punt in the fourth quarter.

9/21 at Carolina: Recovered a fumble that was forced by S Shamarko Thomas in the end zone on special teams for a touchdown.

2013 [16-0]: Played in all 16 games...registered 14 special teams tackles (three, 11/10 vs. Buffalo and 12/8 vs. Miami, two, 9/8 vs. Tennessee and 10/13 at N.Y. Jets, and one, 9/22 vs. Chicago, 10/27 at Oakland, 11/28 at Baltimore and 12/29 vs. Cleveland)...forced his first career fumble on special teams on 10/27 at Oakland.

2012 [15-0]: Appeared in 15 games as a rookie... recorded three special teams tackles (one, 10/11 at Tennessee, 11/2 vs. Kansas City and 12/30 vs. Cleveland).

COLLEGE Saw action in 51 games with 38 starts at Arizona (2008-11)...finished with 173 tackles, 9.0 TFLs, seven interceptions, 31 pass breakups, five forced fumbles and two fumble recoveries...majored in sociology.

PERSONAL Attended Edison High School (Fresno, Calif.)...was a second-team all-state selection by CalHisSports and a first-team All-Valley selection...selected as a first-team All-State Division II by MaxPreps...was a U.S. Army All-American game participant...helped Edison to a 10-1-1 record and the state semifinals as a senior...totaled 61 tackles and four interceptions as a senior...son of Danny and Rolinda Golden...Full Name: Robert Daishawn Golden.

ROBERT GOLDEN

GOLDEN'S 2016 Game-by-Game Statistics

Date	Opponent	GP	GS	T	AT	TOT	Sacks	Yds	Int/Yds	PD	FF	FR
9/12	at Washington	1	1	2	4	6	0.0	0.0	0/0	0	0	0
9/18	CINCINNATI	1	1	5	3	8	0.0	0.0	0/0	1	0	1
9/25	at Philadelphia	1	1	2	0	2	0.0	0.0	0/0	0	0	0
10/2	KANSAS CITY						INACTIVE					
10/9	N.Y. JETS						INACTIVE					
10/16	at Miami	1	1	3	4	7	0.0	0.0	0/0	0	0	0
10/23	NEW ENGLAND	1	1	2	1	3	0.0	0.0	0/0	0	0	0
11/6	at Baltimore	1	1	2	0	2	0.0	0.0	0/0	0	0	0
11/13	DALLAS	1	1	2	0	2	0.0	0.0	0/0	0	0	0
11/20	at Cleveland	1	0	0	0	0	0.0	0.0	0/0	0	0	0
11/24	at Indianapolis	1	0	0	0	0	0.0	0.0	0/0	0	0	0
12/4	N.Y. GIANTS	1	0	0	0	0	0.0	0.0	0/0	0	0	0
12/11	at Buffalo	1	0	2	0	2	0.0	0.0	0/0	0	0	0
12/18	at Cincinnati	1	0	0	0	0	0.0	0.0	0/0	0	0	0
12/25	BALTIMORE	1	0	0	0	0	0.0	0.0	0/0	0	0	0
1/1	CLEVELAND						INACTIVE					
SEASON TOTALS		13	7	20	12	32	0.0	0.0	0/0	1	0	1

POSTSEASON

Date	Opponent	GP	GS	T	AT	TOT	Sacks	Yds	Int/Yds	PD	FF	FR
1/8	MIAMI						INACTIVE					
1/15	at Kansas City	1	0	0	0	0	0.0	0.0	0/0	0	0	0
1/22	at New England	1	0	0	0	0	0.0	0.0	0/0	0	0	0
POSTSEASON TOTALS		2	0	0	0	0	0.0	0.0	0/0	0	0	0

GOLDEN'S 2015 Game-by-Game Statistics

Date	Opponent	GP	GS	T	AT	TOT	Sacks	Yds	Int/Yds	PD	FF	FR
9/10	at New England	1	0	1	1	2	0.0	0.0	0/0	0	0	0
9/20	SAN FRANCISCO	1	0	0	0	0	0.0	0.0	0/0	0	0	0
9/27	at St. Louis	1	0	0	0	0	0.0	0.0	0/0	0	0	0
10/1	BALTIMORE	1	0	1	0	1	0.0	0.0	0/0	0	0	0
10/12	at San Diego	1	0	3	1	4	0.0	0.0	0/0	1	0	0
10/18	ARIZONA	1	1	7	1	8	0.0	0.0	0/0	1	0	0
10/25	at Kansas City	1	1	4	0	4	0.0	0.0	0/0	0	0	0
11/1	CINCINNATI	1	1	4	1	5	0.0	0.0	0/0	0	0	0
11/8	OAKLAND	1	0	2	0	2	0.0	0.0	0/0	0	0	0
11/15	CLEVELAND	1	0	0	0	0	0.0	0.0	0/0	0	0	0
11/29	at Seattle	1	0	0	0	0	0.0	0.0	0/0	0	0	0
12/6	INDIANAPOLIS	1	0	0	0	0	0.0	0.0	0/0	0	0	0
12/13	at Cincinnati	1	0	1	1	2	0.0	0.0	1/27	1	0	0
12/20	DENVER	1	0	1	0	1	0.0	0.0	0/0	1	0	0
12/27	at Baltimore	1	0	3	4	7	0.0	0.0	0/0	0	0	0
1/3	at Cleveland	1	0	0	0	0	0.0	0.0	0/0	0	0	0
SEASON TOTALS		16	3	27	9	36	0.0	0.0	1/27	4	0	0

POSTSEASON

Date	Opponent	GP	GS	T	AT	TOT	Sacks	Yds	Int/Yds	PD	FF	FR
1/9	at Cincinnati	1	0	0	0	0	0.0	0.0	0/0	1	0	0
1/17	at Denver	1	0	1	0	1	0.0	0.0	0/0	0	0	0
POSTSEASON TOTALS		2	0	1	0	1	0.0	0.0	0/0	1	0	0

GOLDEN'S 2014 Game-by-Game Statistics

Date	Opponent	GP	GS	T	AT	TOT	Sacks	Yds	Int/Yds	PD	FF	FR
9/7	CLEVELAND	1	0	0	0	0	0.0	0.0	0/0	0	0	0
9/11	at Baltimore	1	0	0	0	0	0.0	0.0	0/0	0	0	0
9/21	at Carolina	1	0	0	0	0	0.0	0.0	0/0	0	0	0
9/28	TAMPA BAY	1	0	0	0	0	0.0	0.0	0/0	0	0	0
10/5	at Jacksonville	1	0	0	0	0	0.0	0.0	0/0	0	0	0
10/12	at Cleveland	1	0	0	0	0	0.0	0.0	0/0	0	0	0
10/20	HOUSTON	1	0	0	0	0	0.0	0.0	0/0	0	0	0
10/26	INDIANAPOLIS	1	0	0	0	0	0.0	0.0	0/0	0	0	0
11/2	BALTIMORE	1	0	0	0	0	0.0	0.0	0/0	0	0	0
11/9	at N.Y. Jets	1	0	0	0	0	0.0	0.0	0/0	0	0	0

ROBERT GOLDEN

GOLDEN'S 2014 Game-by-Game Statistics (Continued)

Date	Opponent	GP	GS	T	AT	TOT	Sacks	Yds	Int/Yds	PD	FF	FR
11/17	at Tennessee	1	0	0	0	0	0.0	0.0	0/0	0	0	0
11/30	NEW ORLEANS	1	0	0	0	0	0.0	0.0	0/0	0	0	0
12/7	at Cincinnati	1	0	0	0	0	0.0	0.0	0/0	0	0	0
12/14	at Atlanta	1	0	0	0	0	0.0	0.0	0/0	0	0	0
12/21	KANSAS CITY	1	0	0	0	0	0.0	0.0	0/0	0	0	0
12/28	CINCINNATI	1	0	0	0	0	0.0	0.0	0/0	0	0	0
SEASON TOTALS		16	0	0	0	0	0.0	0.0	0/0	0	0	0

GOLDEN'S 2013 Game-by-Game Statistics

Date	Opponent	GP	GS	T	AT	TOT	Sacks	Yds	Int/Yds	PD	FF	FR
9/8	TENNESSEE	1	0	0	0	0	0.0	0.0	0/0	0	0	0
9/16	at Cincinnati	1	0	1	0	1	0.0	0.0	0/0	0	0	0
9/22	CHICAGO	1	0	1	0	1	0.0	0.0	0/0	0	0	0
9/29	vs. Minnesota	1	0	0	0	0	0.0	0.0	0/0	0	0	0
10/13	at N.Y. Jets	1	0	0	0	0	0.0	0.0	0/0	0	0	0
10/20	BALTIMORE	1	0	0	0	0	0.0	0.0	0/0	0	0	0
10/27	at Oakland	1	0	0	0	0	0.0	0.0	0/0	0	0	0
11/3	at New England	1	0	0	0	0	0.0	0.0	0/0	0	0	0
11/10	BUFFALO	1	0	0	0	0	0.0	0.0	0/0	0	0	0
11/17	DETROIT	1	0	0	0	0	0.0	0.0	0/0	0	0	0
11/24	at Cleveland	1	0	0	0	0	0.0	0.0	0/0	0	0	0
11/28	at Baltimore	1	0	0	0	0	0.0	0.0	0/0	0	0	0
12/8	MIAMI	1	0	0	0	0	0.0	0.0	0/0	0	0	0
12/15	CINCINNATI	1	0	0	0	0	0.0	0.0	0/0	0	0	0
12/22	at Green Bay	1	0	0	0	0	0.0	0.0	0/0	0	0	0
12/29	Cleveland	1	0	0	0	0	0.0	0.0	0/0	0	0	0
SEASON TOTALS		16	0	2	0	2	0.0	0.0	0/0	0	0	0

GOLDEN'S 2012 Game-by-Game Statistics

Date	Opponent	GP	GS	T	AT	TOT	Sacks	Yds	Int/Yds	PD	FF	FR
9/9	at Denver	1	0	0	0	0	0.0	0.0	0/0	0	0	0
9/16	N.Y. JETS	1	0	0	0	0	0.0	0.0	0/0	0	0	0
9/23	at Oakland	1	0	0	0	0	0.0	0.0	0/0	0	0	0
10/7	PHILADELPHIA						INACTIVE					
10/11	at Tennessee	1	0	0	0	0	0.0	0.0	0/0	0	0	0
10/21	at Cincinnati	1	0	0	0	0	0.0	0.0	0/0	0	0	0
10/28	WASHINGTON	1	0	0	0	0	0.0	0.0	0/0	0	0	0
11/4	at N.Y. Giants	1	0	0	0	0	0.0	0.0	0/0	0	0	0
11/12	KANSAS CITY	1	0	0	0	0	0.0	0.0	0/0	0	0	0
11/18	BALTIMORE	1	0	0	0	0	0.0	0.0	0/0	0	0	0
11/25	at Cleveland	1	0	0	0	0	0.0	0.0	0/0	0	0	0
12/2	at Baltimore	1	0	0	0	0	0.0	0.0	0/0	0	0	0
12/9	SAN DIEGO	1	0	0	0	0	0.0	0.0	0/0	0	0	0
12/16	at Dallas	1	0	2	0	2	0.0	0.0	0/0	1	0	0
12/23	Cincinnati	1	0	0	0	0	0.0	0.0	0/0	0	0	0
12/30	Cleveland	1	0	1	1	2	0.0	0.0	0/0	0	0	0
SEASON TOTALS		15	0	3	1	4	0.0	0.0	0/0	1	0	0

GOLDEN'S Career Totals**REGULAR SEASON**

Year	Team	GP	GS	T	AT	TOT	Sacks	Yds	Int/Yds	PD	FF	FR
2012	Pittsburgh	15	0	3	1	4	0.0	0.0	0/0	1	0	0
2013	Pittsburgh	16	0	2	0	2	0.0	0.0	0/0	0	0	0
2014	Pittsburgh	16	0	0	0	0	0.0	0.0	0/0	0	0	0
2015	Pittsburgh	16	3	27	9	36	0.0	0.0	1/27	4	0	0
2016	Pittsburgh	13	7	20	12	32	0.0	0.0	0/0	1	0	1
NFL TOTALS		74	10	52	22	74	0.0	0.0	1/27	6	0	1

Career Regular-Season Special Teams Tackles (33): 3 in '12, 14 in '13, 10 in '14, 4 in '15 and 2 in '16.

Additional Statistics: Recovered a fumble in the end zone for a touchdown on special teams on 9/21/14 at Carolina...attempted and completed his first career pass, a 25-yarder to CB Antwon Blake on a fake punt 9/7/14 vs. Cleveland...recorded his first career forced fumble on special teams on 10/27/13 at Oakland.

POSTSEASON

Year	Team	GP	GS	T	AT	TOT	Sacks	Yds	Int/Yds	PD	FF	FR
2014	Pittsburgh	1	0	0	0	0	0.0	0.0	0/0	0	0	0
2015	Pittsburgh	2	0	1	0	1	0.0	0.0	0/0	1	0	0
2016	Pittsburgh	2	0	0	0	0	0.0	0.0	0/0	0	0	0
NFL TOTALS		5	0	1	0	1	0.0	0.0	0/0	1	0	0

**SENQUEZ GOLSON** *Cornerback*

HEIGHT: 5-9

HOW ACQUIRED: D2 – '15 (#56)

WEIGHT: 176

NFL EXPERIENCE: 3rd year

COLLEGE: Mississippi

BORN: July 7, 1993

BIRTHPLACE: Pascagoula, Miss.

PRO

[0-0/0-0]: Placed on the Steelers' Reserve/Injured List due to a foot injury on October 8, 2016...placed on the Steelers' Reserve/Injured List due to a shoulder injury on August 31, 2015...originally drafted by the Steelers in the second round (56th overall) of the 2015 NFL Draft.

2016

[0-0/0-0]: Missed the entire 2016 regular season and postseason on the team's Reserve/Injured List due to a foot injury.

2015

[0-0/0-0]: Missed the entire 2015 regular season and postseason on the team's Reserve/Injured List due to a shoulder injury.

COLLEGE

Started 33-of-49 games at Mississippi (2011-14)...recorded 136 tackles and 16 interceptions...his 16 interceptions were tops among NCAA active leaders and were tied for third-most in school history at the time he left the school...in 2014,

led the SEC and ranked second nationally with 10 interceptions, tying Bobby Wilson's school record set in 1949...was a unanimous first-team All-American, the school's first consensus and unanimous first-team All-American since Michael Oher in 2008, and named All-SEC first team in 2014...majored in criminal justice.

PERSONAL

Attended Pascagoula High School (Pascagoula, Miss.)...participated in the Offense Defense All-American Game...named to *The Clarion-Ledger's* Top-25 recruits list and the Dandy Dozen squad...a second-team Class 6A All-State pick by the Mississippi Association of Coaches as a senior...a PrepStar All-Region selection...recorded three interceptions and scored five touchdowns as a senior...also named to *The Clarion-Ledger's* Baseball Dandy Dozen...selected in the eighth round of the 2011 MLB Draft by the Boston Red Sox with the 262nd overall pick as a center fielder...son of Anthony and Tarsha Golson...Full name: Senquez Daquinn Golson.

**XAVIER GRIMBLE** *Tight End*

HEIGHT: 6-4

WEIGHT: 261

COLLEGE: USC

BORN: Sept. 22, 1992

BIRTHPLACE: Las Vegas, Nev.

HOW ACQUIRED: FA - '15

NFL EXPERIENCE: 2nd year

PRO [12-2/3-0]: Signed a Reserve/Future contract with the Steelers on January 18, 2016...signed to the Steelers' practice squad on September 7, 2015...released by the San Francisco 49ers on September 5, 2015...added to the 49ers' offseason roster on December 30, 2014...added to the 49ers' practice squad on December 16, 2014...released from the New England Patriots' practice squad on November 28, 2014...added to the Patriots' practice squad on November 26, 2014...released from the 49ers' practice squad on November 18, 2014...added to the 49ers' practice squad on September 15, 2014...released by the N.Y. Giants on August 26, 2014...originally signed with the Giants as an undrafted rookie free agent on May 15, 2014.

2016 [12-2/3-0] (PIT): Played in 12 games with two starts during the regular season...inactive due to a groin injury 11/20 at Cleveland and 11/24 at Indianapolis...totaled career firsts in receptions (11), receiving yards (118) and receiving touchdowns (2) during the regular season...saw action in all three post-season games.

9/12 at Washington: Made his NFL debut.

9/18 vs. Cincinnati: Totaled two receptions for 26 yards with one touchdown...his first career catch was a 20-yard touchdown reception.

9/25 at Philadelphia: Made his first career start.

12/25 vs. Baltimore: Caught a 20-yard touchdown on the first drive of the game...marked his second career touchdown.

2015 [0-0/0-0] (PIT): Spent the entire season on the Steelers' practice squad.

2014 [0-0] (SF/NE): Spent time on the 49ers' and Patriots' practice squads.

COLLEGE Played in 35 games at USC (2010-13)...totaled 69 receptions for 731 yards with 11 receiving touchdowns...in 2012, set single-season career highs in receptions (29) receiving yards (316) and receiving touchdowns (5)...majored in economics.


PERSONAL Attended Bishop Gorman High School (Las Vegas, Nev.)...his 2009 honors included: Parade All-American, Under Armour All-American, Super Prep All-American, Prep Star All-American, Scout.com All-American first team, All-State 4A and All-Southwest District Offensive MVP...as a senior tight end, recorded 39 receptions for 709 yards with nine touchdowns, as he helped lead his team to a 15-0 record and a state championship...helped lead his team to a state championship as a sophomore in 2007...also played basketball.

GRIMBLE'S 2016 Game-by-Game Statistics

Date	Opponent	GP	GS	Rec	Yds	Avg	Lg	TD
9/12	at Washington	1	0	0	0	0.0	0	0
9/18	CINCINNATI	1	0	2	26	13.0	20t	1
9/25	at Philadelphia	1	1	0	0	0.0	0	0
10/2	KANSAS CITY	1	0	1	19	19.0	19	0
10/9	N.Y. JETS	1	0	2	13	6.5	11	0
10/16	at Miami	1	0	1	11	11.0	11	0
10/23	NEW ENGLAND	1	0	2	14	7.0	9	0
11/6	at Baltimore	1	1	1	10	10.0	10	0
11/13	DALLAS	1	0	1	5	5.0	5	0
11/20	at Cleveland							INACTIVE
11/24	at Indianapolis							INACTIVE
12/4	N.Y. GIANTS							INACTIVE
12/11	at Buffalo	1	0	0	0	0.0	0	0
12/18	at Cincinnati	1	0	0	0	0.0	0	0
12/25	BALTIMORE	1	0	1	20	20.0	20t	1
1/1	CLEVELAND							DID NOT PLAY
NFL TOTALS		12	2	11	118	10.7	20t	2

POSTSEASON

1/8	MIAMI	1	0	0	0	0.0	0	0
1/15	at Kansas City	1	0	0	0	0.0	0	0
1/22	at New England	1	0	0	0	0.0	0	0
NFL TOTALS		3	0	0	0	0.0	0	0



42

JACOB HAGEN *Safety*

HEIGHT: 6-3

WEIGHT: 205

COLLEGE: Liberty

BORN: March 16, 1992

BIRTHPLACE: Orange Park, Fla.

HOW ACQUIRED: FA – '16

NFL EXPERIENCE: 1st year

PRO

[0-0/0-0]: Signed a Reserve/Future contract with the Steelers on January 24, 2017...signed to the Steelers' practice squad on October 11, 2016...released from the Steelers' practice squad on October 3, 2016...signed to the Steelers' practice squad on September 27, 2016...released from the Steelers' practice squad on September 20, 2016...signed to the Steelers' practice squad on September 16, 2016...released by the Steelers on August 30, 2016...signed a Reserve/Future contract with the Steelers on January 20, 2016...released from the St. Louis Rams' practice squad on September 15, 2015...added to the Rams' practice squad on September 6, 2015...released by the Rams on September 5, 2015...originally signed with the Rams as an undrafted rookie free agent on May 8, 2015.

2016

[0-0/0-0]: Spent the majority of the 2016 regular season and postseason on the Steelers' practice squad.

2015

[0-0] [STL]: Spent one week on the Rams' practice squad.

COLLEGE

Saw action in 41 career games at Liberty (2010-14)...recorded 245 tackles, the most by a Flames' defender since the 2008 season...recorded 15 career interceptions, which ranks fifth in program history and second in Big South history...earned numerous honors as a senior, including AP FCS All-America first team, FCS ADA All-America first team FCS ADA Top Collegiate Defensive Back and Big South first-team all-conference...majored in sport management.

PERSONAL

Attended Orange Park High School (Orange Park, Fla.)...named all-conference, all-county and all-district his junior and senior seasons...named the team's best defensive back and earned All-First Coast honors as a senior...son of Dan and Ilona Hagen.

**COBI HAMILTON** *Wide Receiver*

HEIGHT: 6-2
 WEIGHT: 201
 COLLEGE: Arkansas
 BORN: November 13, 1990
 BIRTHPLACE: Texarkana, Texas

HOW ACQUIRED: FA - '16
 NFL EXPERIENCE: 2nd year

PRO **(11-8/4-1)**: Promoted to the Steelers' active roster from the practice squad on October 15, 2016...signed to the Steelers' practice squad on September 4, 2016...released by the Steelers on September 3, 2016...signed by the Steelers August 5, 2016...released by the Carolina Panthers on July 25, 2016...signed by the Panthers on January 6, 2016...released by the Miami Dolphins on September 5, 2015...claimed by the Dolphins off waivers (from Cincinnati) on September 1, 2016...released by the Bengals on July 31, 2015...signed by the Bengals on July 30, 2015...promoted to the Bengals' active roster from the practice squad on December 31, 2014...signed to the Bengals' practice squad on October 14, 2014...released from the Philadelphia Eagles' practice squad on October 6, 2014...signed to the Eagles' practice squad on September 10, 2014...released from the Bengals' practice squad on September 3, 2014...signed to the Bengals' practice squad on September 1, 2014...released by the Bengals on September 30, 2014...signed by the Bengals on January 6, 2014...added to the Bengals practice squad on September 1, 2013...released by the Bengals on August 31, 2013...originally drafted by the Bengals in sixth round (197th overall) of the 2013 NFL Draft.

2016 **(11-8/3-1)**: Saw action in 11 games with eight starts during the regular season after being promoted to the active roster from the practice squad on October 15...registered NFL firsts in receptions (17), receiving yards (234) and receiving touchdowns (2)...recorded one special teams tackle during the regular season (11/6 at Baltimore)...played in three postseason contests with one start.

10/16 at Miami: Started in his NFL debut...recorded his first career receiving touchdown, a 23-yard reception.

10/23 vs. New England: Set a single-game career-high with three receptions.

11/13 vs. Dallas: Recorded a career-long 39-yard reception.

1/1 vs. Cleveland: Caught the game-winning 26-yard touchdown in overtime from QB Landry Jones.

AFC Championship Game 1/22 at New England: Caught a 30-yard touchdown in the fourth quarter, the first postseason touchdown of his career.

2015 **(0-0/0-0)**: Not on an NFL roster.

2014 **(0-0/1-0) (PHI/CIN)**: Spent time Philadelphia Eagles' practice squad (Weeks 2-4)...joined the Bengals' practice squad for the remainder of the season...signed to the Bengals' active roster for the team's Wild Card Game 1/4 at Indianapolis, and saw action in the contest.

2013 **(0-0/0-0) (CIN)**: Spent the entire season on the Bengals' practice squad.

COLLEGE Played four seasons (2009-12) at Arkansas...started every game as a senior, and was a consensus All-SEC first-team selection and a semifinalist for the Biletnikoff Award (nation's top receiver), setting the school's single-season record with 90 receptions...had a school record 1,335 receiving yards as a senior...posted five games as a senior with 10 or more catches...majored in sociology.

PERSONAL Attended Texas High School (Texarkana, Texas)...recorded 64 receptions for a school record 1,071 yards, with 14 receiving touchdowns as a senior...lettered in prep track, finishing fourth in 200 meters (21.41) at the AAU National Junior Olympics.

COBI HAMILTON

HAMILTON'S 2016 Game-by-Game Statistics

Date	Opponent	GP	GS	RECEIVING					RUSHING					
				Rec	Yds	Avg	Lg	TD	No	Yds	Avg	Lg	TD	
9/12 – 10/9														
10/16	at Miami	1	1	2	36	18.0	23t	1	0	0	0.0	0	0	
10/23	NEW ENGLAND	1	1	3	36	12.0	17	0	0	0	0.0	0	0	
11/6	at Baltimore	1	0	0	0	0.0	0	0	0	0	0.0	0	0	
11/13	DALLAS	1	1	1	39	39.0	39	0	0	0	0.0	0	0	
11/20	at Cleveland	1	0	2	11	5.5	9	0	0	0	0.0	0	0	
11/24	at Indianapolis	1	1	1	5	5.0	5	0	0	0	0.0	0	0	
12/4	N.Y. GIANTS	1	1	2	11	5.5	12	0	0	0	0.0	0	0	
12/11	at Buffalo	1	1	1	15	15.0	15	0	0	0	0.0	0	0	
12/18	at Cincinnati	1	0	1	21	21.0	21	0	0	0	0.0	0	0	
12/25	BALTIMORE	1	1	1	6	6.0	6	0	0	0	0.0	0	0	
1/1	CLEVELAND	1	1	3	54	18.0	26t	1	0	0	0.0	0	0	
SEASON TOTALS		11	8	17	234	13.8	39	2	0	0	0.0	0	0	

POSTSEASON

1/8	MIAMI	1	0	1	10	10.0	10	0	0	0	0.0	0	0
1/15	at Kansas City	1	0	1	4	4.0	4	0	0	0	0.0	0	0
1/22	at New England	1	1	2	37	18.5	30t	1	0	0	0.0	0	0
POSTSEASON TOTALS		3	1	4	51	12.8	30t	1	0	0	0.0	0	0

Career Regular-Season Special Teams Tackles (1): 1 in '16.


HAMILTON'S Career Totals

REGULAR SEASON

Year	Team	GP	GS	RECEIVING					RUSHING				
				Rec	Yds	Avg	Lg	TD	No	Yds	Avg	Lg	TD
2013	Cincinnati	0	0	0	0	0.0	0	0	0	0	0.0	0	0
2014	Philadelphia/ Cincinnati	0	0	0	0	0.0	0	0	0	0	0.0	0	0
2016	Pittsburgh	11	8	17	234	13.8	39	2	0	0	0.0	0	0
NFL TOTALS		11	8	17	234	13.8	39	2	0	0	0.0	0	0

POSTSEASON

Year	Team	GP	GS	RECEIVING					RUSHING				
				Rec	Yds	Avg	Lg	TD	No	Yds	Avg	Lg	TD
2014	Cincinnati	1	0	0	0	0.0	0	0	0	0	0.0	0	0
2016	Pittsburgh	3	1	4	51	12.8	30t	0	0	0	0.0	0	0
NFL TOTALS		4	1	4	51	12.8	30t	0	0	0	0.0	0	0
STEELERS TOTALS		3	1	4	51	12.8	30t	0	0	0	0.0	0	0



79

JAVON HARGRAVE *Defensive Tackle*

HEIGHT: 6-2

HOW ACQUIRED: D3 - '16 (#89)

WEIGHT: 305

NFL EXPERIENCE: 2nd year

COLLEGE: South Carolina State

BORN: Feb. 7, 1993

BIRTHPLACE: Salisbury, N.C.

PRO [15-13/3-3]: Drafted by the Steelers in the third round (89th overall) of the 2016 NFL Draft.

2016 [15-13/3-3]: Saw action in 15 contests with 13 starts during the regular season...inactive due to a concussion 12/11 at Buffalo...during the regular season, totaled 2.0 sacks and one fumble recovery...also scored his first defensive touchdown on a fumble recovery 11/20 at Cleveland...started all three postseason contests.

9/18 vs. Cincinnati: Started his first career contest, recording his first career tackle.

11/20 at Cleveland: Recorded his first career sack, taking down QB Cody Kessler...recovered his first career fumble that was forced by LB Ryan Shazier...the fumble recovery was in the endzone, giving him his first defensive touchdown in his career.

11/24 at Indianapolis: Sacked QB Scott Tolzien in the third quarter...marked the first time in his career that he recorded at least one sack in consecutive games.

AFC Championship Game 1/22 at New England: Sacked QB Tom Brady in the first quarter, marking his first career postseason sack.

COLLEGE Started all 47 games played at South Carolina State (2012-15)...totaled 200 tackles, 62.0 TFLs, 37.0 sacks, five forced fumbles and two fumble recoveries...was a two-time SBN Sports Mel Blount Defensive Player of the Year and Defensive Player of the Year in the Mid-Eastern Athletic Conference (2014-15)...in 2015, ranked fifth in the FCS with 22.0 TFLs...lead the MEAC Conference and finished third in the FCS with 16.0 sacks in 2014...earned second-team All-MEAC second-team honors in 2013...majored in sports communication.

PERSONAL Attended North Roan High School (Spencer, N.C.)...earned four letters in football and basketball, and one in track...garnered all-state and all-county accolades in football, and he was named Defensive Player of the Year twice...was all-state in basketball, and was named Player of the Year as a junior, and was a member of the 2011 basketball state championship team...son of Yvette and Tim Bates...Full name: Javon DeAndre Hargrave.

HARGRAVE'S 2016 Game-by-Game Statistics

Date	Opponent	GP	GS	T	AT	TOT	Sacks	Yds	Int/Yds	PD	FF	FR
9/12	at Washington	1	0	0	0	0	0.0	0.0	0/0	0	0	0
9/18	CINCINNATI	1	1	1	0	1	0.0	0.0	0/0	0	0	0
9/25	at Philadelphia	1	1	1	0	1	0.0	0.0	0/0	0	0	0
10/2	KANSAS CITY	1	1	0	2	2	0.0	0.0	0/0	0	0	0
10/9	N.Y. JETS	1	0	2	0	2	0.0	0.0	0/0	0	0	0
10/16	at Miami	1	1	1	2	3	0.0	0.0	0/0	0	0	0
10/23	NEW ENGLAND	1	1	1	0	1	0.0	0.0	0/0	0	0	0
11/6	at Baltimore	1	1	0	1	1	0.0	0.0	0/0	0	0	0
11/13	DALLAS	1	1	1	0	1	0.0	0.0	0/0	0	0	0
11/20	at Cleveland	1	1	1	0	1	1.0	11.0	0/0	0	0	1
11/24	at Indianapolis	1	1	4	1	5	1.0	6.0	0/0	0	0	0
12/4	N.Y. GIANTS	1	1	2	0	2	0.0	0.0	0/0	0	0	0
12/11	at Buffalo						INACTIVE					
12/18	at Cincinnati	1	1	0	1	1	0.0	0.0	0/0	0	0	0
12/25	BALTIMORE	1	1	2	2	4	0.0	0.0	0/0	0	0	0
1/1	CLEVELAND	1	1	2	0	2	0.0	0.0	0/0	0	0	0
NFL TOTALS		15	13	18	9	27	2.0	17.0	0/0	0	0	1
POSTSEASON												
1/8	MIAMI	1	1	0	1	1	0.0	0.0	0/0	0	0	0
1/15	at Kansas City	1	1	2	0	2	0.0	0.0	0/0	0	0	0
1/22	at New England	1	1	2	3	5	1.0	10.0	0/0	0	0	0
NFL TOTALS		3	3	4	4	8	1.0	10.0	0/0	0	0	0

Additional Statistics: Recovered a fumble in the endzone for his first defensive touchdown 11/20 at Cleveland.

**JAMES HARRISON** *Linebacker*

HEIGHT: 6-0
 WEIGHT: 242
 COLLEGE: Kent State
 BORN: May 4, 1978
 BIRTHPLACE: Akron, Ohio

HOW ACQUIRED: FA – '14
 NFL EXPERIENCE: 15th year

CAREER HIGHLIGHTS

Since sacks became an official statistic in 1982, is the Steelers' all-time leader in sacks (79.5) and has the most multi-sack games in Steelers history (19).

Since sacks became an official statistic in 1982, is tied (LaMarr Woodley) for the most sacks during the postseason (11.0) in Steelers playoff history.

Returned an interception 100 yards for a touchdown in Super Bowl XLIII, the longest interception return in Super Bowl history.

Selected as the NFL's Defensive Player of the Year and Linebacker of the Year by NFL Alumni in 2008.

Earned five straight Pro Bowl selections (2007-11).

Named first-team Associated Press All-Pro twice (2008 and 2010) and second-team Associated Press All-Pro twice (2007 and 2009).

Named AFC Defensive Player of the Month twice (November 2007 and October 2009).

Named AFC Defensive Player of the Week three times (Week 11, 2008, Week 5, 2009 and Week 2, 2010).

Received GMC Sierra Defensive Player of the Week honors three times (Week 9, 2007 and Weeks 11 and 13, 2008).

Named Steelers' MVP back-to-back years (2007-08).

Named to *Pro Football Weekly's* and to the PFWA's All-NFL Team, *The Sporting News'* All-Pro Defense and *Pro Football Weekly's* Midseason All-Pro Team in 2010.

Selected to *Pro Football Weekly's* Midseason All-Pro Team in 2009.

Tabbed *Pro Football Weekly's* and the PFWA's Defensive Player of the Year, named to *Pro Football Weekly's* and to the PFWA's All-NFL Team and All-AFC Team, named a *Sporting News* All-Pro and named a *Sports Illustrated* All-Pro in 2008.

Named to *Pro Football Weekly's* and to the PFWA's All-AFC Team in 2007.

PRO

(187-117/19-12): Re-signed a two-year contract with the Steelers on March 1, 2017... signed a new two-year contract with the Steelers on March 22, 2015...signed with the Steelers on September 23, 2014...retired as a Steeler on September 5, 2014...released by the Cincinnati Bengals on March 14, 2013...signed a two-year contract with the Bengals on April 23, 2013...released by the Steelers on March 9, 2013...re-signed a six-year contract with the Steelers on April 9, 2009...re-signed a four-year contract with the Steelers on April 13, 2006...signed with the Steelers as an unrestricted free agent (from Baltimore) on July 28, 2004...signed to the Ravens' offseason roster on February 10, 2004...spent time with the Rhein Fire of NFL Europe during the 2003-2004 seasons...released from the Steelers' practice squad on October 7, 2003...signed to the Steelers' practice squad on September 17, 2003...released by the Steelers on September 13, 2003...promoted to the Steelers' active roster from the team's practice squad on December 17, 2002...signed to the Steelers' practice squad on September 3, 2002...released by the Steelers on September 1, 2002...originally signed with the Steelers as an undrafted rookie free agent on April 22, 2002.

2016

(15-7/3-3) (PIT): Played in 15 games with seven starts during the regular season (did not play 1/1 vs. Cleveland)...led the team in sacks (5.0) during the regular season...marked his ninth season with at least 5.0 sacks...became the team's all-time sack leader (11/20 at Cleveland)...started all three postseason contests, as he totaled a team-best 2.5 sacks during the playoffs.

9/12 at Washington: Recorded his eighth career interception (seventh as a Steeler), picking off QB Kirk Cousins in the endzone late in the fourth quarter.

9/18 vs. Cincinnati: Forced a fumble on WR Tyler Boyd late in the fourth quarter that was recovered by S Robert Golden.

11/6 at Baltimore: Recorded 2.0 sacks on QB Joe Flacco...marked his 19th career multi-sack game as a Steeler, extending his franchise record...also forced his 32nd career forced fumble on defense.

11/24 at Indianapolis: Sacked QB Scott Tolzien...became the 10th active player to record at least 80.0 sacks.

12/4 vs. N.Y. Giants: Sacked QB Eli Manning in the third quarter...marked the fifth time in his career and first time since 2012 that he recorded at least one sack in three straight games.

12/25 vs. Baltimore: Led the team with a season-high 11 tackles.

AFC Wild Card Game 1/8 vs. Miami: Recorded his third career multi-sack game in the postseason, registering 1.5 sacks...added one forced fumble on a strip sack of QB Matt Moore, the first forced fumble of his postseason career.

AFC Divisional Playoff 1/15 at Kansas City: Tied for the team lead with six tackles...sacked QB Alex Smith in the third quarter...became the first Steeler since Woodley (seven games, 2008-11) to record at least a half-sack in four straight postseason games.

AFC Championship Game 1/22 at New England: Appeared in his 18th career postseason game as a Steeler, which is tied for the third-most career playoff games in Steelers playoff history.

2015 **[15-1/2-0] (PIT):** Played in 15 games with one start during the regular season...totaled 5.0 sacks and two forced fumbles...became the second Steeler since 1987 (Greg Lloyd) to record 30 forced fumbles...inactive 11/15 vs. Cleveland due to a knee injury...saw action in both postseason contests, as he led the team with 2.0 postseason sacks.

10/1 vs. Baltimore: Joined Jason Gildon (77.0) as the just the second player in team history to record 70.0 sacks since sacks became an official statistic in 1982.

10/18 vs. Arizona: Started his first game of the season in place of injured LB Jarvis Jones...sacked QB Carson Palmer for a seven-yard loss...also forced a fumble.

12/6 vs. Indianapolis: Totaled 3.0 sacks with one forced fumble, the 30th forced fumble of his career on defense...marked his sixth career game during the regular season that he recorded at least 3.0 sacks in a single game and the first time since he recorded 3.0 against Cincinnati on December 4, 2011...marked his 18th career multi-sack game.

1/3 at Cleveland: Picked off QB Austin Davis in the third quarter, his first interception of the season and first since November 17, 2013...tied a career-high with two pass breakups.

AFC Wild Card Game 1/9 at Cincinnati: Sacked QB AJ McCarron in the first quarter.

AFC Divisional Playoff 1/17 at Denver: Sacked QB Peyton Manning for a seven-yard loss, increasing his postseason sack total as a Steeler to 8.5, the second-most by a Steeler since sacks became an official statistic in 1982...with 2.0 sacks in the postseason, now has three postseasons with multiple sacks (2007 and 2010).

2014

[11-4/1-1] (PIT): Saw action in 11 games with four starts in the regular season...started the lone postseason contest...inactive due to a knee injury Weeks 14-15.

10/26 vs. Indianapolis: Sacked QB Andrew Luck twice for a loss of 15 yards.

11/2 vs. Baltimore: Marked only the second time in his career (2009) that he recorded multiple sacks in back-to-back games.

12/21 vs. Kansas City: Returned to the starting lineup after missing two games due to a knee injury...recorded 1.5 sacks.

2013

[15-10/1-0] (CIN): Saw action in 15 games with 10 starts for Cincinnati...totaled 30 tackles, 2.0 sacks, one interception and one fumble recovery during the regular season...also saw action in the team's lone playoff contest.

10/13 at Buffalo: Recorded his first sack of the season.

10/27 vs. N.Y. Jets: Totaled a season-high six tackles and added his second sack of the year.

JAMES HARRISON

11/10 at Baltimore: Recovered his first fumble of the season and the eighth of his career.

11/17 vs. Cleveland: Recorded his sixth career interception.

2012

[13-13] (PIT): Started the final 13 games after being inactive due to a knee injury for the first three games...totaled 71 tackles, 6.0 sacks and two forced fumbles...his 6.0 sacks tied for the team lead.

10/11 at Tennessee: Sacked QB Matt Hasselbeck for an eight-yard loss to hold the Titans to a field goal on their first drive of the game...tied DE Keith Willis for the third-most sacks (59.0) by a Steeler since sacks became an official statistic in 1982.

11/18 vs. Baltimore: Sacked QB Joe Flacco for a three-yard loss on third-and-two with less than two minutes remaining in the fourth quarter...tied Joey Porter for the second-most sacks by a Steeler since sacks became an official statistic in 1982.

11/25 at Cleveland: Sacked QB Brandon Weeden for an eight-yard loss on the Browns' first play of their second drive of the game...now passed Porter for the second-most sacks by a Steeler since sacks became an official statistic in 1982...registered a season-high 11 tackles...marked the first time he recorded 10 or more tackles since 10/17/10 vs. Cleveland (14 tackles).

12/2 at Baltimore: Registered a sack and a forced fumble of QB Joe Flacco at the Baltimore 27-yard line early in the fourth quarter...the Steelers converted the turnover into a touchdown on their ensuing drive.

12/16 at Dallas: Forced a fumble of RB DeMarco Murray that was recovered by DE Brett Keisel when the Cowboys were at the Steelers' seven-yard line...added three QB pressures.

12/23 vs. Cincinnati: Recorded a sack for a zero-yard loss.

12/30 vs. Cleveland: Tied a season-high with 11 tackles...recorded a two-yard sack on QB Thad Lewis on a third-and-six...the Browns missed a FG on the next play.

2011

[11-11/1-1] (PIT): Started 11 regular-season games...missed four regular-season games (Weeks 5-8) due to an eye injury and one game due to a suspension (Week 15 at San Francisco)...finished

the regular season with 9.0 sacks...started the lone postseason contest.

9/18 vs. Seattle: Registered his first sack of the season, a four-yarder...became the sixth player in Steelers' history to record 50.0 sacks.

9/25 at Indianapolis: Forced a fumble on a sack in the fourth quarter that S Troy Polamalu returned for a touchdown.

11/6 vs. Baltimore: Started at ROLB after missing the previous four games due to an eye injury...had nine tackles and six QB pressures...recorded 3.0 sacks for minus-11 yards...passed Greg Lloyd (53.5) for the fourth-most sacks by a Steelers' player since sacks became an official statistic in 1982...forced a fumble on a sack of QB Joe Flacco in the fourth quarter.

12/4 vs. Cincinnati: Finished with 3.0 sacks...posted a six-yard sack late in the first half, and he had an eight-yard sack and a 10-yard sack in the third quarter...became the third Steeler to register at least three sacks multiple times in one season.

12/24 vs. St. Louis: Recorded five tackles and three QB pressures...added one sack for minus-six yards.

2010

[16-16/3-3] (PIT): Started all 16 regular-season games...finished the season with 100 tackles, which tied a single-season career-high... finished with 10.5 sacks, marking the third consecutive season he had double-digit sacks...became the first player in team history to record at least 10.0 sacks in three straight seasons...led the team in QB pressures (32) and forced fumbles (6)...started all three post-season contests...finished the postseason with 15 tackles and 4.0 sacks, including 3.0 in the AFC Divisional Playoff vs. Baltimore.

9/12 vs. Atlanta: Had one sack for a five-yard loss.

9/19 at Tennessee: Named AFC Defensive Player of the Week...finished with nine tackles, 2.0 sacks, two forced fumbles and one fumble recovery...had an 11-yard sack in the third quarter...had a five-yard sack later in the third quarter, where he forced his first fumble of the season.

10/3 vs. Baltimore: Had one forced fumble.

10/17 vs. Cleveland: Had a career-best 14 tackles... forced a fumble in the second quarter...had 2.0 sacks and one pass breakup.

10/24 at Miami: Recorded his first interception of the season near the end of the fourth quarter.

10/31 at New Orleans: Posted a 10-yard sack late in the first half...had three QB pressures.

11/8 at Cincinnati: Had one sack for an eight-yard loss.

11/21 vs. Oakland: Posted his second interception of the season...forced a fumble on a seven-yard sack in the second quarter...posted a 12-yard sack on the Raiders' first drive of the second half.

11/28 at Buffalo: Recorded a seven-yard sack in the third quarter...forced his sixth fumble of the season.

12/23 vs. Carolina: Posted a six-yard sack in the third quarter.

AFC Divisional Playoff 1/15 vs. Baltimore: Had seven tackles, two QB pressures and two pass breakups...registered 3.0 sacks, which ties the team-record for most sacks in a single postseason game...marked his first career postseason game with 3.0 sacks...had a five-yard sack in the in the third quarter...added a seven yard sack later in the third quarter...posted a nine-yard sack in the fourth quarter.

Super Bowl XLV 2/6 vs. Green Bay: Had one sack for a six-yard loss.

2009 [16-16] (PIT): Started all 16 games...totaled at least 10.0 sacks for the second straight season...added five forced fumbles.

9/10 vs. Tennessee: Forced a fumble on TE Bo Scaife on the opening possession of the third quarter.

9/20 at Chicago: Forced a fumble on RB Matt Forte in the fourth quarter.

10/4 vs. San Diego: Registered five tackles, 2.0 sacks, three QB pressures and one forced fumble.

10/11 at Detroit: Forced one forced fumble and had three QB pressures.

10/25 vs. Minnesota: Registered seven tackles with 2.0 sacks.

11/15 vs. Cincinnati: Recorded one sack and two QB pressures.

11/22 at Kansas City: Logged six tackles, two QB pressures and one sack.

12/27 vs. Baltimore: Forced one fumble.

2008 [15-15/3-3] (PIT): Started 15 regular-season games...inactive 12/28 vs. Cleveland due to a hip injury...totaled a career-high 100 tackles...established a franchise record with a single-season career-high 16.0 sacks...set a single-season career-high with seven forced fumbles...added 12 special teams tackles (three, 9/14 at Cleveland, two, 10/27 vs. N.Y. Giants and 11/3 at Washington, and one, 9/7 vs. Houston, 9/29 vs. Baltimore, 11/9 vs. Indianapolis, 11/30 at New England and 12/7 at Dallas)...started all three postseason games...finished the postseason with 13 tackles, one sack and one interception.

9/7 vs. Houston: Led the team with 10 tackles and 3.0 sacks...forced a fumble in the fourth quarter which was recovered by LB LaMarr Woodley and led to a FG that put the Steelers up 38-10.

9/29 vs. Baltimore: Led the team with eight tackles, 2.5 sacks and two quarterback pressures...forced a fumble on QB Joe Flacco in the third quarter which was recovered by Woodley for a touchdown.

10/5 at Jacksonville: Finished with four tackles, including a key six-yard sack and forced fumble on QB David Garrard on the Jaguars' final possession.

10/19 at Cincinnati: Recorded 2.0 sacks on QB Ryan Fitzpatrick...led the team with five QB pressures.

10/26 vs. New York Giants: Led the team with a season-high seven QB pressures...handled the team's long-snapping duties after LS Greg Warren left the game with a knee injury.

11/3 at Washington: Finished with nine tackles and 1.5 sacks.

11/9 vs. Indianapolis: Registered a season-high 11 tackles...had one sack and five QB pressures.

11/16 vs. San Diego: His second quarter sack on QB Philip Rivers forced a fumble in the end zone that resulted in a safety...recorded an interception at the end of the first half and returned it 33 yards...added three QB pressures.

11/30 at New England: Finished with eight tackles...recorded 2.0 sacks and two forced fumbles.

12/7 vs. Dallas: Registered seven tackles, one sack, two QB pressures and one forced fumble, his seventh forced fumble of the season.

12/21 at Tennessee: Totaled 100 tackles in a season for the first time in his career...had one QB pressure...

JAMES HARRISON

his sack of QB Kerry Collins in the third quarter gave him 16 for the season, breaking the team's single-season record previously shared with LB Mike Merriweather.

AFC Divisional Playoff 1/11 vs. San Diego: Finished with three tackles and had one QB pressure...recorded a sack in the fourth quarter.

AFC Championship Game 1/18 vs. Baltimore: Finished with six tackles and three QB pressures.

Super Bowl XLIII 2/1 vs. Arizona: Finished with four tackles, one pass defense and two QB pressures...recorded a 100-yard interception return for a touchdown on the final play of the first half, the longest interception return in Super Bowl history at the time...marked his first career postseason interception and defensive touchdown.

2007

[16-16/1-1] (PIT): Started all 16 games and the lone postseason game in his first season as a starter...led the team with 8.5 sacks, to go along with six forced fumbles...also added two fumble recoveries and one interception...on special teams, he recorded 12 tackles (two, 9/16 vs. Buffalo, 9/23 vs. San Francisco, 11/11 vs. Cleveland and 11/18 at N.Y. Jets, and one, 9/30 at Arizona, 10/7 vs. Seattle, 11/5 vs. Baltimore and 12/16 vs. Jacksonville)...also forced one fumble on special teams...in the postseason, he recorded two special teams tackles 1/5 vs. Jacksonville.

9/9 at Cleveland: Tallied a half sack for a loss of five yards.

9/30 at Arizona: Recorded a half sack for a loss of four yards.

10/21 at Denver: Racked up a total of eight tackles...also registered his third sack of the season for a loss of three yards.

10/28 at Cincinnati: Forced and recovered a fumble on RB Kenny Watson.

11/5 vs. Baltimore: Earned AFC Defensive Player of the Week honors...paced the team in tackles with nine, totaled 3.5 sacks, forced three fumbles (one on special teams) and had one fumble recovery...recorded one interception.

11/11 vs. Cleveland: Forced two fumbles.

11/18 at New York Jets: Sacked QB Kellen Clemens for a loss of nine yards.

11/26 vs. Miami: Sacked Dolphins' QB John Beck in the fourth quarter for a loss of five yards.

AFC Wild Card Game 1/5 vs. Jacksonville: Registered his first playoff start...tallied eight tackles...registered his first career postseason sack for a loss of five yards, and finished with a total of 1.5 sacks.

2006

[11-1] (PIT): Saw action in 11 games, missing five games due to an ankle injury (Weeks 6-10)...made his lone start of the season in the season finale 12/31 at Cincinnati, in place of the injured LB Clark Haggans...totaled 15 special teams tackles (four, 9/18 at Jacksonville, three, 12/7 vs. Cleveland, two, 9/24 vs. Cincinnati, 11/26 at Baltimore and 12/3 vs. Tampa Bay, and one, 9/7 vs. Miami and 12/17 at Carolina).

12/17 at Carolina: Blocked a punt in the second quarter, the first punt block for the team since 2002.

12/31 at Cincinnati: Started at ROLB...recorded three solo tackles...added one QB pressure.

2005

[16-3/2-0] (PIT): Played in all 16 games during the regular season and two of the four postseason games...made three starts during the regular season when LB Clark Haggans was sidelined with an injury...missed the AFC Divisional Playoff and the AFC Championship Game due to an ankle injury...posted 3.0 sacks on the year and also recorded his first career interception...added 18 special teams tackles during the regular season (four, 12/24 at Cleveland, three, 9/18 at Houston and 11/20 at Baltimore, two, 11/28 at Indianapolis and 12/11 vs. Chicago, and one, 9/11 vs. Tennessee, 9/25 vs. New England, 11/6 at Green Bay and 12/4 vs. Cincinnati), and four in the postseason (three, 2/5 vs. Seattle, and one, 1/8 at Cincinnati).

9/18 at Houston: Recorded his first sack of the season.

9/25 vs. New England: Registered a sack for a loss of eight yards.

10/10 at San Diego: Started at LOLB in place of the injured Haggans...intercepted his first career pass off of QB Drew Brees and returned it 25 yards...registered six defensive tackles.

10/16 vs. Jacksonville: Finished with seven tackles...had one sack for seven yards and two QB pressures.

AFC Wild Card Game 1/8 at Cincinnati: Injured his right ankle in the first quarter and did not return.

JAMES HARRISON

2004 (16-4-2-0) (PIT): Saw action in all 16 games, starting four, during the regular season...

scored his first career defensive touchdown on a fumble return 1/2 at Buffalo...finished the regular season with a single-season career-high 25 special teams tackles (six, 11/28 vs. Washington, three, 9/12 vs. Oakland, 9/19 at Baltimore and 11/21 at Cincinnati, two, 10/3 vs. Cincinnati and 10/10 vs. Cleveland, and one, 10/17 at Dallas, 10/31 vs. New England, 11/7 vs. Philadelphia, 12/5 at Jacksonville, 12/12 vs. N.Y. Jets and 1/2 vs. Buffalo), and five special teams tackles in the postseason (three, 1/15 vs. N.Y. Jets, and two, 1/23 vs. New England)...

11/14 at Cleveland: Was thrust into his first career start when LB Joey Porter was ejected prior to the game because of a pregame brawl...registered his first quarterback sack...finished with six total tackles.

12/12 vs. New York Jets: Produced another solid performance filling in for injured LB Clark Haggans...finished with six total tackles.

12/26 vs. Baltimore: Had another strong game in place of the injured Haggans...finished with five total tackles...also was credited with four QB pressures.

1/2 at Buffalo: Scored his first career touchdown on a sack and forced fumble by CB Ricardo Colclough that he retrieved in midair and raced 18 yards for a score.

2003 (0-0) (PIT): Made the final roster but was released on September 13...was signed to the Steelers' practice squad on September 17, but was eventually released on October 7, and was not with a team for the remainder of the season.

2002 (1-0-0-0) (PIT): Was released on September 1, and then re-signed to the practice squad on September 3...was promoted to the active roster on December 17...dressed in the final regular season game (12/29 vs. Baltimore) and played on special teams...was inactive for both postseason games.

COLLEGE Named Kent State's Outstanding Defensive Player in 2000 and 2001...was a first-team All-MAC selection at outside linebacker in 2001, while finishing third in the league's Defensive Player of the Year balloting, as he registered 98 tackles, three interceptions, five passes defended, forced three fumbles and recovered one fumble...led the MAC with 15.0 sacks and ranked second in the conference with 20.0 TFLs in 2001...led team with 106 tackles and 13.0 TFLs in 2000...majored in general studies.

PERSONAL Attended Coventry High School (Akron, Ohio)...is the son of Mildred and the late James Harrison, Sr...has two sons, James and Henry...Full name: James Henry Harrison, Jr.

HARRISON'S 2016 Game-by-Game Statistics

Date	Opponent	GP	GS	T	AT	TOT	Sacks	Yds	Int/Yds	PD	FF	FR
9/12	at Washington	1	0	2	1	3	0.0	0.0	1/0	1	0	0
9/18	CINCINNATI	1	0	1	0	1	0.0	0.0	0/0	0	1	0
9/25	at Philadelphia	1	0	3	0	3	0.0	0.0	0/0	0	0	0
10/2	KANSAS CITY	1	0	2	0	2	0.0	0.0	0/0	0	0	0
10/9	N.Y. JETS	1	1	1	1	2	0.0	0.0	0/0	0	0	0
10/16	at Miami	1	0	3	1	4	0.0	0.0	0/0	0	0	0
10/23	NEW ENGLAND	1	0	0	1	1	0.0	0.0	0/0	0	0	0
11/6	at Baltimore	1	0	5	0	5	2.0	20.0	0/0	0	1	0
11/13	DALLAS	1	0	2	3	5	0.0	0.0	0/0	0	0	0
11/20	at Cleveland	1	1	1	0	1	1.0	5.0	0/0	0	0	0
11/24	at Indianapolis	1	1	2	0	2	1.0	5.0	0/0	0	0	0
12/4	N.Y. GIANTS	1	1	3	0	3	1.0	9.0	0/0	0	0	0
12/11	at Buffalo	1	1	1	0	1	0.0	0.0	0/0	0	0	0
12/18	at Cincinnati	1	1	4	5	9	0.0	0.0	0/0	0	0	0
12/25	BALTIMORE	1	1	9	2	11	0.0	0.0	0/0	0	0	0
1/1	CLEVELAND						DID NOT PLAY					
SEASON TOTALS		15	7	39	14	53	5.0	39.0	1/0	1	2	0
POSTSEASON												
1/8	MIAMI	1	1	6	4	10	1.5	8.0	0/0	0	1	0
1/15	at Kansas City	1	1	5	1	6	1.0	6.0	0/0	0	0	0
1/22	at New England	1	1	4	0	4	0.0	0.0	0/0	0	0	0
POSTSEASON TOTALS		3	3	15	5	20	2.5	14.0	0/0	0	1	0

JAMES HARRISON

HARRISON'S 2015 Game-by-Game Statistics

Date	Opponent	GP	GS	T	AT	TOT	Sacks	Yds	Int/Yds	PD	FF	FR
9/10	at New England	1	0	2	2	4	0.0	0.0	0/0	0	0	0
9/20	SAN FRANCISCO	1	0	1	1	2	0.0	0.0	0/0	0	0	0
9/27	at St. Louis	1	0	0	1	1	0.0	0.0	0/0	0	0	0
10/1	BALTIMORE	1	0	5	3	8	1.0	10.0	0/0	0	0	0
10/12	at San Diego	1	0	3	0	3	0.0	0.0	0/0	0	0	0
10/18	ARIZONA	1	1	3	1	4	1.0	7.0	0/0	0	1	0
10/25	at Kansas City	1	0	0	0	0	0.0	0.0	0/0	0	0	0
11/1	CINCINNATI	1	0	1	0	1	0.0	0.0	0/0	1	0	0
11/8	OAKLAND	1	0	1	1	2	0.0	0.0	0/0	0	0	0
11/15	CLEVELAND						INACTIVE					
11/29	at Seattle	1	0	0	0	0	0.0	0.0	0/0	0	0	0
12/6	INDIANAPOLIS	1	0	6	1	7	3.0	21.0	0/0	1	1	0
12/13	at Cincinnati	1	0	1	0	1	0.0	0.0	0/0	0	0	0
12/20	DENVER	1	0	0	0	0	0.0	0.0	0/0	0	0	0
12/27	at Baltimore	1	0	3	2	5	0.0	0.0	0/0	0	0	0
1/3	at Cleveland	1	0	1	1	2	0.0	0.0	1/6	2	0	0
SEASON TOTALS		15	1	27	13	40	5.0	38.0	1/6	4	2	0

POSTSEASON

1/9	at Cincinnati	1	0	3	1	4	1.0	2.0	0/0	0	0	0
1/17	at Denver	1	0	6	1	7	1.0	7.0	0/0	0	0	0
POSTSEASON TOTALS		2	0	9	2	11	2.0	9.0	0/0	0	0	0

HARRISON'S 2014 Game-by-Game Statistics

Date	Opponent	GP	GS	T	AT	TOT	Sacks	Yds	Int/Yds	PD	FF	FR
9/7	CLEVELAND						NOT WITH A TEAM					
9/11	at Baltimore						NOT WITH A TEAM					
9/21	at Carolina						NOT WITH A TEAM					
9/28	TAMPA BAY	1	0	0	1	1	0.0	0.0	0/0	0	0	0
10/5	at Jacksonville	1	0	1	0	1	0.0	0.0	0/0	0	0	0
10/12	at Cleveland	1	0	3	1	4	0.0	0.0	0/0	0	0	0
10/20	HOUSTON	1	0	3	0	3	0.0	0.0	0/0	0	0	0
10/26	INDIANAPOLIS	1	0	1	0	1	2.0	15.0	0/0	0	0	0
11/2	BALTIMORE	1	0	4	3	7	2.0	15.0	0/0	0	0	0
11/9	at N.Y. Jets	1	0	4	2	6	0.0	0.0	0/0	0	0	0
11/17	at Tennessee	1	1	1	3	4	0.0	0.0	0/0	0	0	0
11/30	NEW ORLEANS	1	1	5	2	7	0.0	0.0	0/0	0	0	0
12/7	at Cincinnati						INACTIVE					
12/14	at Atlanta						INACTIVE					
12/21	KANSAS CITY	1	1	4	3	7	1.5	5.0	0/0	0	0	0
12/28	CINCINNATI	1	1	2	2	4	0.0	0.0	0/0	0	0	0
SEASON TOTALS		11	4	28	17	45	5.5	35.0	0/0	0	0	0

POSTSEASON

1/3	BALTIMORE	1	1	0	2	2	0.0	0.0	0/0	0	0	0
POSTSEASON TOTALS		1	1	0	2	2	0.0	0.0	0/0	0	0	0

HARRISON'S 2013 Game-by-Game Statistics

Date	Opponent	GP	GS	T	AT	TOT	Sacks	Yds	Int/Yds	PD	FF	FR
9/8	at Chicago	1	1	1	0	1	0.0	0.0	0/0	0	0	0
9/16	PITTSBURGH	1	0	0	0	0	0.0	0.0	0/0	0	0	0
9/22	GREEN BAY	1	0	0	0	0	0.0	0.0	0/0	0	0	0
9/29	at Cleveland	1	1	1	3	4	0.0	0.0	0/0	0	0	0
10/6	NEW ENGLAND	1	1	0	1	1	0.0	0.0	0/0	0	0	0
10/13	at Buffalo	1	1	2	1	3	1.0	1.0	0/0	0	0	0
10/20	at Detroit	1	0	1	0	1	0.0	0.0	0/0	0	0	0
10/27	N.Y. JETS	1	1	2	4	6	1.0	1.0	0/0	0	0	0
10/31	at Miami	1	1	2	0	2	0.0	0.0	0/0	0	0	0
11/10	at Baltimore	1	0	0	4	4	0.0	0.0	0/0	0	0	1

HARRISON'S 2013 Game-by-Game Statistics (Continued)

Date	Opponent	GP	GS	T	AT	TOT	Sacks	Yds	Int/Yds	PD	FF	FR
11/17	CLEVELAND	1	1	3	1	4	0.0	0.0	1/9	1	0	0
12/1	at San Diego	1	1	1	0	1	0.0	0.0	0/0	0	0	0
12/8	INDIANAPOLIS	1	1	0	0	0	0.0	0.0	0/0	0	0	0
12/15	at Pittsburgh	1	1	3	0	3	0.0	0.0	0/0	0	0	0
12/22	MINNESOTA	INACTIVE										
12/29	BALTIMORE	1	0	0	0	0	0.0	0.0	0/0	0	0	0
SEASON TOTALS		15	10	16	14	30	2.0	2.0	1/9	1	0	1

POSTSEASON

1/5	SAN DIEGO	1	0	3	0	3	0.0	0.0	0/0	0	0	0
POSTSEASON TOTALS		1	0	3	0	3	0.0	0.0	0/0	0	0	0

HARRISON'S 2012 Game-by-Game Statistics

Date	Opponent	GP	GS	T	AT	TOT	Sacks	Yds	Int/Yds	PD	FF	FR
9/9	at Denver	INACTIVE										
9/16	N.Y. JETS	INACTIVE										
9/23	at Oakland	INACTIVE										
10/7	PHILADELPHIA	1	1	3	2	5	0.0	0.0	0/0	0	0	0
10/11	at Tennessee	1	1	3	2	5	1.0	8.0	0/0	0	0	0
10/21	at Cincinnati	1	1	0	0	0	0.0	0.0	0/0	0	0	0
10/28	WASHINGTON	1	1	4	0	4	0.0	0.0	0/0	0	0	0
11/4	at N.Y. Giants	1	1	6	0	6	0.0	0.0	0/0	0	0	0
11/12	KANSAS CITY	1	1	1	6	7	0.0	0.0	0/0	0	0	0
11/18	BALTIMORE	1	1	4	1	5	1.0	3.0	0/0	0	0	0
11/25	at Cleveland	1	1	10	1	11	1.0	8.0	0/0	0	0	0
12/2	at Baltimore	1	1	6	0	6	1.0	5.0	0/0	0	1	0
12/9	SAN DIEGO	1	1	3	3	6	0.0	0.0	0/0	0	0	0
12/16	at Dallas	1	1	3	0	3	0.0	0.0	0/0	0	1	0
12/23	Cincinnati	1	1	2	0	2	1.0	0.0	0/0	0	0	0
12/30	Cleveland	1	1	7	4	11	1.0	2.0	0/0	0	0	0
SEASON TOTALS		13	13	52	19	71	6.0	26.0	0/0	0	2	0

HARRISON'S 2011 Game-by-Game Statistics

Date	Opponent	GP	GS	T	AT	TOT	Sacks	Yds	Int/Yds	PD	FF	FR
9/11	at Baltimore	1	1	7	1	8	0.0	0.0	0/0	0	0	0
9/18	SEATTLE	1	1	3	2	5	1.0	4.0	0/0	1	0	0
9/25	at Indianapolis	1	1	5	0	5	1.0	9.0	0/0	0	1	0
10/2	at Houston	1	1	3	1	4	0.0	0.0	0/0	0	0	0
10/9	TENNESSEE	INACTIVE										
10/16	JACKSONVILLE	INACTIVE										
10/23	at Arizona	INACTIVE										
10/30	NEW ENGLAND	INACTIVE										
11/6	BALTIMORE	1	1	8	1	9	3.0	11.0	0/0	0	1	0
11/13	at Cincinnati	1	1	2	3	5	0.0	0.0	0/0	0	0	0
11/27	at Kansas City	1	1	4	2	6	0.0	0.0	0/0	0	0	0
12/4	CINCINNATI	1	1	6	1	7	3.0	24.0	0/0	0	0	0
12/8	CLEVELAND	1	1	5	0	5	0.0	0.0	0/0	0	0	0
12/19	at San Francisco	SUSPENDED										
12/24	ST. LOUIS	1	1	4	1	5	1.0	6.0	0/0	0	0	0
1/1	at Cleveland	1	1	2	1	3	0.0	0.0	0/0	0	0	0
SEASON TOTALS		11	11	49	13	62	9.0	54.0	0/0	1	2	0

POSTSEASON

1/8	at Denver	1	1	4	1	5	0.0	0.0	0/0	0	0	0
POSTSEASON TOTALS		1	1	4	1	5	0.0	0.0	0/0	0	0	0

JAMES HARRISON

HARRISON'S 2010 Game-by-Game Statistics

Date	Opponent	GP	GS	T	AT	TOT	Sacks	Yds	Int/Yds	PD	FF	FR
9/12	ATLANTA	1	1	4	3	7	1.0	5.0	0/0	0	0	0
9/19	at Tennessee	1	1	7	2	9	2.0	18.0	0/0	0	2	1
9/26	at Tampa Bay	1	1	3	1	4	0.0	0.0	0/0	0	0	0
10/3	BALTIMORE	1	1	2	1	3	0.0	0.0	0/0	0	1	0
10/17	CLEVELAND	1	1	9	5	14	2.0	2.0	0/0	1	1	0
10/24	at Miami	1	1	3	1	4	0.0	0.0	1/2	0	0	0
10/31	at New Orleans	1	1	6	1	7	1.0	10.0	0/0	0	0	0
11/8	at Cincinnati	1	1	4	0	4	1.0	8.0	0/0	1	0	0
11/14	NEW ENGLAND	1	1	3	1	4	0.0	0.0	0/0	0	0	0
11/21	OAKLAND	1	1	3	0	3	2.0	19.0	1/0	0	1	0
11/28	at Buffalo	1	1	5	2	7	1.0	7.0	0/0	0	1	0
12/5	at Baltimore	1	1	7	2	9	0.0	0.0	0/0	0	0	0
12/12	CINCINNATI	1	1	7	2	9	0.0	0.0	0/0	0	0	0
12/19	N.Y. JETS	1	1	6	3	9	0.0	0.0	0/0	0	0	0
12/23	CAROLINA	1	1	1	2	3	0.5	3.0	0/0	1	0	0
1/2	at Cleveland	1	1	3	1	4	0.0	0.0	0/0	0	0	0
SEASON TOTALS		16	16	73	27	100	10.5	72.0	2/2	3	6	1

POSTSEASON

1/15	BALTIMORE	1	1	4	3	7	3.0	21.0	0/0	2	0	0
1/23	N.Y. JETS	1	1	5	2	7	0.0	0.0	0/0	0	0	0
2/6	vs. Green Bay	1	1	1	0	1	1.0	6.0	0/0	0	0	0
POSTSEASON TOTALS		3	3	10	5	15	4.0	27.0	0/0	2	0	0

HARRISON'S 2009 Game-by-Game Statistics

Date	Opponent	GP	GS	T	AT	TOT	Sacks	Yds	Int/Yds	PD	FF	FR
9/10	TENNESSEE	1	1	4	0	4	0.0	0.0	0/0	1	1	0
9/20	at Chicago	1	1	2	1	3	0.0	0.0	0/0	0	1	0
9/27	at Cincinnati	1	1	3	1	4	1.0	0.0	0/0	1	0	0
10/4	SAN DIEGO	1	1	5	0	5	2.0	10.0	0/0	0	1	0
10/11	at Detroit	1	1	4	1	5	3.0	24.0	0/0	0	1	0
10/18	CLEVELAND	1	1	2	2	4	0.0	0.0	0/0	0	0	1
10/25	MINNESOTA	1	1	6	1	7	2.0	14.0	0/0	0	0	0
11/9	at Denver	1	1	6	1	7	0.0	0.0	0/0	0	0	0
11/15	CINCINNATI	1	1	1	2	3	1.0	10.0	0/0	0	0	0
11/22	at Kansas City	1	1	3	3	6	1.0	4.0	0/0	0	0	1
11/29	at Baltimore	1	1	1	2	3	0.0	0.0	0/0	0	0	0
12/6	OAKLAND	1	1	4	4	8	0.0	0.0	0/0	0	0	0
12/10	at Cleveland	1	1	4	1	5	0.0	0.0	0/0	0	0	0
12/20	GREEN BAY	1	1	1	0	1	0.0	0.0	0/0	0	0	0
12/27	BALTIMORE	1	1	3	1	4	0.0	0.0	0/0	0	1	0
1/3	at Miami	1	1	4	0	4	0.0	0.0	0/0	0	0	0
SEASON TOTALS		16	16	53	20	73	10.0	62.0	0/0	2	5	2

HARRISON'S 2008 Game-by-Game Statistics

Date	Opponent	GP	GS	T	AT	TOT	Sacks	Yds	Int/Yds	PD	FF	FR
9/7	HOUSTON	1	1	7	3	10	3.0	20.0	0/0	0	1	0
9/14	at Cleveland	1	1	4	0	4	0.0	0.0	0/0	0	0	0
9/21	at Philadelphia	1	1	4	1	5	0.0	0.0	0/0	0	0	0
9/29	BALTIMORE	1	1	8	0	8	2.5	30.0	0/0	0	1	0
10/5	at Jacksonville	1	1	4	0	4	1.0	6.0	0/0	0	1	0
10/19	at Cincinnati	1	1	6	2	8	2.0	21.0	0/0	1	0	0
10/26	N.Y. GIANTS	1	1	0	2	2	0.0	0.0	0/0	0	0	0
11/3	at Washington	1	1	5	4	9	1.5	13.5	0/0	0	0	0
11/9	INDIANAPOLIS	1	1	8	3	11	1.0	1.0	0/0	0	0	0
11/16	SAN DIEGO	1	1	2	3	5	1.0	3.0	1/33	1	1	0
11/20	CINCINNATI	1	1	4	1	5	0.0	0.0	0/0	0	0	0
11/30	at New England	1	1	6	2	8	2.0	8.0	0/0	0	2	0
12/7	DALLAS	1	1	6	1	7	1.0	2.0	0/0	0	1	0
12/14	at Baltimore	1	1	1	6	7	0.0	0.0	0/0	0	0	0

JAMES HARRISON

HARRISON'S 2008 Game-by-Game Statistics (Continued)

Date	Opponent	GP	GS	T	AT	TOT	Sacks	Yds	Int/Yds	PD	FF	FR
12/21	at Tennessee	1	1	3	4	7	1.0	10.0	0/0	0	0	0
12/28	CLEVELAND						INACTIVE					
SEASON TOTALS		15	15	68	32	100	16.0	114.5	1/33	2	7	0

POSTSEASON

1/11	SAN DIEGO	1	1	2	1	3	1.0	7.0	0/0	0	0	0
1/18	BALTIMORE	1	1	5	1	6	0.0	0.0	0/0	0	0	0
2/1	vs. Arizona	1	1	3	1	4	0.0	0.0	1/100t	1	0	0
POSTSEASON TOTALS		3	3	10	3	13	1.0	7.0	1/100t	1	0	0

HARRISON'S 2007 Game-by-Game Statistics

Date	Opponent	GP	GS	T	AT	TOT	Sacks	Yds	Int/Yds	PD	FF	FR
9/09	at Cleveland	1	1	7	0	7	0.5	5.0	0/0	0	0	0
9/16	BUFFALO	1	1	1	0	1	1.0	7.0	0/0	0	0	0
9/23	SAN FRANCISCO	1	1	4	0	4	0.0	0.0	0/0	0	0	0
9/30	at Arizona	1	1	2	1	3	0.5	4.0	0/0	0	0	1
10/07	SEATTLE	1	1	5	1	6	0.0	0.0	0/0	0	0	0
10/21	at Denver	1	1	7	1	8	1.0	3.0	0/0	0	0	0
10/28	at Cincinnati	1	1	5	2	7	0.0	0.0	0/0	0	1	1
11/5	BALTIMORE	1	1	8	1	9	3.5	25.5	1/20	1	2	1
11/11	CLEVELAND	1	1	3	1	4	0.0	0.0	0/0	0	2	0
11/18	at N.Y. Jets	1	1	4	0	4	1.0	9.0	0/0	0	0	0
11/26	MIAMI	1	1	2	0	2	1.0	5.0	0/0	0	1	0
12/2	CINCINNATI	1	1	3	1	4	0.0	0.0	0/0	0	0	0
12/9	at New England	1	1	3	1	4	0.0	0.0	0/0	0	0	0
12/16	JACKSONVILLE	1	1	5	2	7	0.0	0.0	0/0	0	0	0
12/20	at St. Louis	1	1	2	1	3	0.0	0.0	0/0	1	0	0
12/30	at Baltimore	1	1	6	1	7	0.0	0.0	0/0	0	0	0
SEASON TOTALS		16	16	67	13	80	8.5	58.5	1/20	2	6	3

POSTSEASON

1/5	JACKSONVILLE	1	1	4	4	8	1.5	11.0	0/0	3	0	0
POSTSEASON TOTALS		1	1	4	4	8	1.5	11.0	0/0	3	0	0

HARRISON'S 2006 Game-by-Game Statistics

Date	Opponent	GP	GS	T	AT	TOT	Sacks	Yds	Int/Yds	PD	FF	FR
9/7	MIAMI	1	0	0	0	0	0.0	0.0	0/0	0	0	0
9/18	at Jacksonville	1	0	0	0	0	0.0	0.0	0/0	0	0	0
9/24	CINCINNATI	1	0	0	0	0	0.0	0.0	0/0	0	0	0
10/8	at San Diego	1	0	0	0	0	0.0	0.0	0/0	0	0	0
10/15	KANSAS CITY						INACTIVE					
10/22	at Atlanta						INACTIVE					
10/29	at Oakland						INACTIVE					
11/5	DENVER						INACTIVE					
11/12	NEW ORLEANS						INACTIVE					
11/19	at Cleveland	1	0	0	0	0	0.0	0.0	0/0	0	0	0
11/26	at Baltimore	1	0	0	0	0	0.0	0.0	0/0	0	0	0
12/3	TAMPA BAY	1	0	1	1	2	0.0	0.0	0/0	0	0	0
12/7	CLEVELAND	1	0	0	0	0	0.0	0.0	0/0	0	0	0
12/17	at Carolina	1	0	0	1	1	0.0	0.0	0/0	0	0	0
12/24	BALTIMORE	1	0	0	2	2	0.0	0.0	0/0	0	0	0
12/31	at Cincinnati	1	1	3	0	3	0.0	0.0	0/0	0	0	0
SEASON TOTALS		11	1	4	4	8	0.0	0.0	0/0	0	0	0

HARRISON'S 2005 Game-by-Game Statistics

Date	Opponent	GP	GS	T	AT	TOT	Sacks	Yds	Int/Yds	PD	FF	FR
9/11	TENNESSEE	1	0	2	0	2	0.0	0.0	0/0	0	0	0
9/18	at Houston	1	0	1	0	1	1.0	4.0	0/0	0	0	0
9/25	NEW ENGLAND	1	0	1	0	1	1.0	8.0	0/0	0	0	0
10/2	at San Diego	1	1	4	2	6	0.0	0.0	1/25	1	0	0

JAMES HARRISON

HARRISON'S 2005 Game-by-Game Statistics (Continued)

Date	Opponent	GP	GS	T	AT	TOT	Sacks	Yds	Int/Yds	PD	FF	FR
10/16	JACKSONVILLE	1	1	6	1	7	1.0	7.0	0/0	0	0	0
10/23	at Cincinnati	1	1	3	2	5	0.0	0.0	0/0	1	0	0
10/31	BALTIMORE	1	0	2	0	2	0.0	0.0	0/0	0	0	0
11/6	at Green Bay	1	0	1	0	1	0.0	0.0	0/0	0	0	0
11/13	CLEVELAND	1	0	1	1	2	0.0	0.0	0/0	0	0	0
11/20	at Baltimore	1	0	0	2	2	0.0	0.0	0/0	0	0	0
11/28	at Indianapolis	1	0	0	0	0	0.0	0.0	0/0	0	0	0
12/4	CINCINNATI	1	0	0	0	0	0.0	0.0	0/0	0	0	0
12/11	CHICAGO	1	0	0	0	0	0.0	0.0	0/0	0	0	0
12/18	at Minnesota	1	0	0	1	1	0.0	0.0	0/0	0	0	0
12/24	at Cleveland	1	0	0	0	0	0.0	0.0	0/0	0	0	0
1/1/06	DETROIT	1	0	0	0	0	0.0	0.0	0/0	0	0	0
SEASON TOTALS		16	3	21	9	30	3.0	19.0	1/25	2	0	0

POSTSEASON

1/8	at Cincinnati	1	0	0	0	0	0.0	0.0	0/0	0	0	0
1/15	at Indianapolis						INACTIVE					
1/22	at Denver						INACTIVE					
2/5	vs. Seattle	1	0	0	0	0	0.0	0.0	0/0	0	0	0
POSTSEASON TOTALS		2	0	0	0	0	0.0	0.0	0/0	0	0	0

HARRISON'S 2004 Game-by-Game Statistics

Date	Opponent	GP	GS	T	AT	TOT	Sacks	Yds	Int/Yds	PD	FF	FR
9/12	OAKLAND	1	0	0	0	0	0.0	0.0	0/0	0	0	0
9/19	at Baltimore	1	0	0	0	0	0.0	0.0	0/0	0	0	0
9/26	at Miami	1	0	0	0	0	0.0	0.0	0/0	0	0	0
10/3	CINCINNATI	1	0	0	0	0	0.0	0.0	0/0	0	0	0
10/10	CLEVELAND	1	0	0	0	0	0.0	0.0	0/0	0	0	0
10/17	at Dallas	1	0	0	0	0	0.0	0.0	0/0	0	0	0
10/31	NEW ENGLAND	1	0	0	0	0	0.0	0.0	0/0	0	0	0
11/7	PHILADELPHIA	1	0	0	0	0	0.0	0.0	0/0	0	0	0
11/14	at Cleveland	1	1	5	1	6	1.0	3.0	0/0	1	0	0
11/21	at Cincinnati	1	0	0	0	0	0.0	0.0	0/0	0	0	0
11/28	WASHINGTON	1	0	0	0	0	0.0	0.0	0/0	0	0	0
12/5	at Jacksonville	1	0	0	0	0	0.0	0.0	0/0	0	0	0
12/12	N.Y. JETS	1	0	4	2	6	0.0	0.0	0/0	0	0	0
12/18	at N.Y. Giants	1	1	2	3	5	0.0	0.0	0/0	1	0	0
12/26	BALTIMORE	1	1	4	1	5	0.0	0.0	0/0	2	0	0
1/2	at Buffalo	1	1	3	0	3	0.0	0.0	0/0	0	0	1
SEASON TOTALS		16	4	18	7	25	1.0	3.0	0/0	4	0	1

POSTSEASON

1/15	N.Y. JETS	1	0	0	0	0	0.0	0.0	0/0	0	0	0
1/23	NEW ENGLAND	1	0	0	0	0	0.0	0.0	0/0	0	0	0
POSTSEASON TOTALS		2	0	0	0	0	0.0	0.0	0/0	0	0	0

HARRISON'S Career Totals

REGULAR SEASON

Year	Team	GP	GS	T	AT	TOT	Sacks	Yds	Int/Yds	PD	FF	FR
2002	Pittsburgh	1	0	0	0	0	0.0	0.0	0/0	0	0	0
2003	Pittsburgh	0	0	0	0	0	0.0	0.0	0/0	0	0	0
2004	Pittsburgh	16	4	18	7	25	1.0	3.0	0/0	4	0	1
2005	Pittsburgh	16	3	21	9	30	3.0	19.0	1/25	2	0	0
2006	Pittsburgh	11	1	4	4	8	0.0	0.0	0/0	0	0	0
2007	Pittsburgh	16	16	67	13	80	8.5	58.5	1/20	2	6	3
2008	Pittsburgh	15	15	68	32	100	16.0	114.5	1/33	2	7	0
2009	Pittsburgh	16	16	53	20	73	10.0	62.0	0/0	2	5	2
2010	Pittsburgh	16	16	73	27	100	10.5	72.0	2/2	3	6	1
2011	Pittsburgh	11	11	49	13	62	9.0	54.0	0/0	1	2	0
2012	Pittsburgh	13	13	52	19	71	6.0	26.0	0/0	0	2	0
2013	Cincinnati	15	10	16	14	30	2.0	2.0	1/9	1	0	1

HARRISON'S Career Totals (Continued)

REGULAR SEASON

Year	Team	GP	GS	T	AT	TOT	Sacks	Yds	Int/Yds	PD	FF	FR
2014	Pittsburgh	11	4	28	17	45	5.5	35.0	0/0	0	0	0
2015	Pittsburgh	15	1	27	13	40	5.0	38.0	1/6	3	2	0
2016	Pittsburgh	15	7	39	14	53	5.0	39.0	1/0	1	2	0
NFL TOTALS		187	117	520	201	721	81.5	518.5	8/95	21	32	8
STEELERS TOTALS		172	107	501	187	688	79.5	516.5	7/86	20	32	7

Career Regular-Season Special Teams Tackles (82): 25 in '04, 18 in '05, 15 in '06, 12 in '07 and 12 in '08.

Additional Statistics: Forced a fumble 11/5/07 vs. Baltimore...blocked a punt 12/17/06 at Carolina and 12/24/05 at Cleveland...scored a touchdown on an 18-yard fumble recovery 1/2/05 at Buffalo.

REGULAR-SEASON SINGLE-GAME HIGHS:

Total Tackles: 14, vs. Cleveland, 10/17/10; **Solo Tackles:** 9, vs. Cleveland, 10/17/10; **Sacks:** 3.5, vs. Baltimore, 11/5/07; **Sack Yards:** 30.0, vs. Baltimore, 9/29/08; **Interceptions:** 1, eight times, last at Washington, 9/12/16; **Interception Yards:** 33, vs. San Diego, 11/16/08; **Passes Defensed:** 2, twice, last time at Cleveland, 1/3/16; **Forced Fumbles:** 3, vs. Baltimore, 11/5/07; **Fumble Recoveries:** 1, eight times, last at Baltimore, 11/10/13.

POSTSEASON

Year	Team	GP	GS	T	AT	TOT	Sacks	Yds	Int/Yds	PD	FF	FR
2002	Pittsburgh						INACTIVE					
2004	Pittsburgh	2	0	0	0	0	0.0	0.0	0/0	0	0	0
2005	Pittsburgh	2	0	0	0	0	0.0	0.0	0/0	0	0	0
2007	Pittsburgh	1	1	4	4	8	1.5	11.0	0/0	3	0	0
2008	Pittsburgh	3	3	10	3	13	1.0	7.0	1/100t	1	0	0
2010	Pittsburgh	3	3	10	5	15	4.0	27.0	0/0	2	0	0
2011	Pittsburgh	1	1	4	1	5	0.0	0.0	0/0	0	0	0
2013	Cincinnati	1	0	3	0	3	0.0	0.0	0/0	0	0	0
2014	Pittsburgh	1	1	0	2	2	0.0	0.0	0/0	0	0	0
2015	Pittsburgh	2	0	9	2	11	2.0	9.0	0/0	0	0	0
2016	Pittsburgh	3	3	15	5	20	2.5	14.0	0/0	0	1	0
NFL TOTALS		19	12	55	22	77	11.0	68.0	1/100t	6	1	0
STEELERS TOTALS		18	12	52	22	74	11.0	68.0	1/100t	6	1	0

Career Postseason Special Teams Tackles (11): 5 in '04, 4 in '05 and 2 in '07.

**JERALD HAWKINS** *Offensive Tackle*

HEIGHT: 6-6

WEIGHT: 305

COLLEGE: LSU

BORN: Oct. 16, 1993

BIRTHPLACE: Baldwin, La.

HOW ACQUIRED: D4 – '16 (#123)

NFL EXPERIENCE: 2nd year

PRO

(0-0/0-0): Placed on the Steelers' Reserve/Injured List due to a shoulder injury on August 28, 2016...originally drafted by the Steelers in the fourth round (123rd overall) of the 2016 NFL Draft.

2016

(0-0/0-0): Spent the entire 2016 regular season and postseason on the team's Reserve/Injured List due to a shoulder injury.

COLLEGE

Started all 37 games played at LSU (25 at right tackle and 12 at left tackle), from 2013-15...in 2015, was a key member of the offensive line that paved the way for the SEC leading rushing offense (256.8 yards per game), and for LSU to generate a school bowl record 638 yards of total offense...in 2014, helped pave the way for 1,000-yard rusher Leonard Fournette, and totaled 43 knockdowns

on the season...won the right tackle job during fall camp in 2013, as he went on to start 13 games during the season...majored in sports administration.

PERSONAL

Attended West St. Marty High School (Baldwin, La.)...helped West St. Mary reach the postseason for the first time in several years, finishing with a 6-5 record in 2011...didn't allow a sack as a senior in 2011 as he recorded over 20 pancake blocks...on defense as a senior, recorded 70 total tackles, 35.0 TFLs, six forced fumbles, one safety and one fumble recovery...earned 2011 LSWA 2A All-State Honorable Mention honors for his play on both offense and defense...also participated in basketball, baseball and track and field throughout his high school career...won the Louisiana 2A state title in the shot put in 2011 with a toss of 52-9 ½...son of Theresa and the late Warren Hawkins...Full name: Jerald Lee Hawkins.

**CAMERON HEYWARD** *Defensive End*

HEIGHT: 6-5

HOW ACQUIRED: D1 – '11 (#31)

WEIGHT: 295

NFL EXPERIENCE: 7th year

COLLEGE: Ohio State

BORN: May 6, 1989

BIRTHPLACE: Pittsburgh, Pa.

CAREER HIGHLIGHTS

Entering the 2017 season, is tied for the fourth-most sacks (25.0) in team history among defensive linemen (since sacks became an official statistic in 1982).

Led the team with 7.0 sacks in 2015.

Named the Steelers' Walter Payton Man of the Year in 2015.

In 2014, he became the team's first defensive lineman to lead or tie for the team lead in sacks since Aaron Smith (2004), totaling a career-best 7.5 sacks.

Recipient of the 2014 Pro Football Writers' "The Chief Award," which was established in honor of the Steelers' founder, Arthur J. Rooney, Sr., and is presented annually to the Steeler that best exemplifies the spirit of cooperation with the media.

PRO

(87-52/4-3): Placed on the Steelers' Reserve/Injured List due to a pectoral injury on November 19, 2016...signed a new six-year contract with the Steelers on July 16, 2015...originally drafted by the Steelers in the first round (31st overall) of the 2011 NFL Draft.

2016

(7-7/0-0): Named a defensive team captain for the second straight season...started seven games during the regular season...inactive for two games due to a left hamstring injury (10/16 at Miami and 10/23 vs. New England)...placed on the team's Reserve/Injured List due to a pectoral injury on November 19, and missed the remainder of the regular season and postseason.

9/18 vs. Cincinnati: Recovered a fumble on the final play of the game...marked his second career fumble recovery...tied a single-game career-high with two pass breakups.

10/2 vs. Kansas City: Recorded a single-game career-high 3.0 sacks...became just the fourth defensive end in team history to record at least 3.0 sacks in a single

game (since sacks became an official statistic in 1982) and the first since Ray Seals in 1994 (11/6 at Houston).

10/9 vs. N.Y. Jets: Made his 50th career start...left the game in the first quarter with a left hamstring injury and did not return.

2015

(16-16/2-2): Named a defensive team captain for the first time in his career...started all 16 regular-season games for the second consecutive season...led the team with 7.0 sacks during the regular season...has recorded at least 5.0 sacks in three straight seasons, becoming the second defensive end (Keith Willis) to record 5.0 sacks in three or more consecutive seasons since sacks became an official statistic in 1982...also started both postseason contests.

9/20 vs. San Francisco: Tallied his first sack of the season.

10/1 vs. Baltimore: Recorded a sack and forced fumble on QB Joe Flacco, with the ball recovered by CB Ross Cockrell...marked his second career forced fumble.

10/25 at Kansas City: Sacked QB Alex Smith for a five-yard loss.

11/1 vs. Cincinnati: Blocked a field goal in the fourth quarter, the second blocked field goal of his career...marked the first blocked field goal by the Steelers since his block vs. Cincinnati on 12/4/11.

11/15 vs. Cleveland: Sacked QB Johnny Manziel for a three-yard loss...has recorded at least a half-sack in six straight games vs. Cleveland.

11/29 at Seattle: Recorded the 20th sack of his career...blocked an extra point in the third quarter, marking the first blocked PAT by the Steelers since 12/8/13 (Troy Polamalu).

12/13 at Cincinnati: Sacked QB A.J. McCarron in the fourth quarter.

12/20 vs. Denver: Brought down QB Brock Osweiler for an eight-yard loss...moved into sixth-place on the team's sack list by a defensive lineman since sacks became an official statistic in 1982.

CAMERON HEYWARD

AFC Wild Card Game 1/9 at Cincinnati: Recorded a strip sack on QB AJ McCarron in the second quarter, the first sack and forced fumble of his career in the postseason.

2014 **[16-16-1-1]:** Started all 16 games during the regular season for the first time in his career...set a career-high with 7.5 sacks on the season...started the lone postseason contest.

9/7 vs. Cleveland: Started for the first time in a season opener...recorded a sack on QB Brian Hoyer for a six-yard loss on the Browns' final drive of the game...led the defensive line with five tackles...tied for the team-lead with three QB pressures.

9/28 vs. Tampa Bay: Sacked QB Mike Glennon for a loss of 15 yards.

10/12 at Cleveland: Recorded a sack on Cleveland's first possession.

11/9 at N.Y. Jets: Recorded a sack in the second quarter.

12/7 at Cincinnati: Registered one sack on QB Andy Dalton.

12/21 vs. Kansas City: Recorded 1.5 sacks, the first multi-sack game of his career and the first Steelers' DE to record a multi-sack game since Brett Keisel (12/23/12 vs. Cincinnati).

12/28 vs. Cincinnati: Sacked Dalton for a loss of seven yards...recorded sacks in back-to-back games for the second time in his career...totaled a season-best seven tackles.

2013 **[16-13]:** Played in all 16 games, making a then career-best 13 starts...started his first career game 9/22 vs. Chicago...recorded 5.0 sacks on the season, his first season with at least five quarterback takedowns.

10/13 at N.Y. Jets: Led the team with a career-high six QB pressures.

11/3 at New England: Sacked QB Tom Brady for a loss of eight yards.

11/10 vs. Buffalo: Recorded a sack for a loss of 11 yards...marked the first time in his career that he registered a sack in back-to-back games.

11/24 at Cleveland: Sacked QB Jason Campbell in the second quarter for a seven-yard loss...recovered a

fumble that was forced by S Troy Polamalu...marked his first career fumble recovery.

12/8 vs. Miami: Recorded a career-high 12 tackles...also sacked QB Ryan Tannehill for a loss of eight yards.

12/29 vs. Cleveland: Led the team with three QB pressures...added one sack.

2012 **[16-0]:** Saw action on the defensive line and on special teams in all 16 contests.

9/16 vs. N.Y. Jets: Registered one sack on QB Mark Sanchez.

11/18 vs. Baltimore: Saw increased action at DE in place of injured DE Ziggy Hood...led the defensive line with five tackles.

12/30 vs. Cleveland: Recorded a half-sack on QB Thad Lewis.

2011 **[16-0-1-0]:** Saw action in all 16 regular-season games and the lone postseason contest in his rookie season...totaled one sack, two pass breakups and one forced fumble in the regular season.

9/11 at Baltimore: Made his NFL debut.

9/25 at Indianapolis: Recorded his first career pass breakup.

10/9 vs. Tennessee: Registered his first career sack and forced fumble on QB Matt Hasselbeck in the fourth quarter.

12/4 vs. Cincinnati: Blocked his first career kick, a potential 33-yard field goal by K Mike Nugent...marked the first blocked field goal for Pittsburgh in 43 games (9/10/09 vs. Tennessee).

AFC Wild Card Game 1/8 at Denver: Saw increased action in place of injured DE Brett Keisel...had three tackles and one QB pressure.

COLLEGE Started 46-of-52 games at Ohio State (2007-10)...recorded 163 tackles, 37.5 TFLs, 15.0 sacks and six quarterback pressures...recovered two fumbles, including one in the end zone for a touchdown...had one interception, and he returned it 80 yards, which ranked at the time as the seventh-longest return by a Buckeye in school history and the longest interception return by a defensive lineman...

CAMERON HEYWARD

also caused two fumbles...earned first-team All-Big Ten Conference honors and the Bill Willis Award, given by the OSU coaches to the team's Outstanding Defensive Player in 2010...in 2009, earned All-Big Ten Conference second team honors and was the recipient of the Jack Stephenson Award, given by the coaching staff to the team's Outstanding Defensive Lineman...earned Freshman All-American honors from *Rivals.com*, *Scout.com* and *The Sporting News* in 2007...majored in human development.

PERSONAL

Attended Peachtree Ridge High School (Suwanee, Ga.)...a scholar-athlete, was named the 2006 Georgia Class 5A Defensive Player of the Year, helping Peachtree Ridge capture the state championship that season as a senior...totaled 88 tackles and 11.0 sacks during his senior campaign...son of former NFL and University of Pittsburgh running back Craig "Ironhead" Heyward and Charlotte Heyward-Blackwell... Cameron's stepfather, Cory Blackwell, played football at Wisconsin...married to Allie...the couple has one son, Callen Grey...started his foundation, "The Heyward House" in May of 2015...Full name: Cameron Phillips Heyward.

HEYWARD'S 2016 Game-by-Game Statistics

Date	Opponent	GP	GS	T	AT	TOT	Sacks	Yds	Int/Yds	PD	FF	FR
9/12	at Washington	1	1	1	1	2	0.0	0.0	0/0	0	0	0
9/18	CINCINNATI	1	1	2	0	2	0.0	0.0	0/0	2	0	1
9/25	at Philadelphia	1	1	4	1	5	0.0	0.0	0/0	0	0	0
10/2	KANSAS CITY	1	1	7	0	6	3.0	16.0	0/0	2	0	0
10/9	N.Y. JETS	1	1	1	0	1	0.0	0.0	0/0	0	0	0
10/16	at Miami	INACTIVE										
10/23	NEW ENGLAND	INACTIVE										
11/6	at Baltimore	1	1	1	1	2	0.0	0.0	0/0	0	0	0
11/13	DALLAS	1	1	1	1	2	0.0	0.0	0/0	0	0	0
11/19	- SEASON	RESERVE/INJURED LIST										
SEASON TOTALS		7	7	17	4	20	3.0	16.0	0/0	4	0	1

HEYWARD'S 2015 Game-by-Game Statistics

Date	Opponent	GP	GS	T	AT	TOT	Sacks	Yds	Int/Yds	PD	FF	FR
9/10	at New England	1	1	1	3	4	0.0	0.0	0/0	0	0	0
9/20	SAN FRANCISCO	1	1	5	0	5	1.0	7.0	0/0	0	0	0
9/27	at St. Louis	1	1	0	1	1	0.0	0.0	0/0	0	0	0
10/1	BALTIMORE	1	1	7	0	7	1.0	0.0	0/0	0	1	0
10/12	at San Diego	1	1	1	0	1	0.0	0.0	0/0	0	0	0
10/18	ARIZONA	1	1	2	0	2	0.0	0.0	0/0	0	0	0
10/25	at Kansas City	1	1	3	1	4	1.0	5.0	0/0	0	0	0
11/1	CINCINNATI	1	1	1	2	3	0.0	0.0	0/0	1	0	0
11/8	OAKLAND	1	1	6	2	8	0.0	0.0	0/0	0	0	0
11/15	CLEVELAND	1	1	2	1	3	1.0	3.0	0/0	0	0	0
11/29	at Seattle	1	1	1	2	3	1.0	8.0	0/0	0	0	0
12/6	INDIANAPOLIS	1	1	1	1	2	0.0	0.0	0/0	0	0	0
12/13	at Cincinnati	1	1	2	0	2	1.0	4.0	0/0	1	0	0
12/20	DENVER	1	1	1	1	2	1.0	8.0	0/0	0	0	0
12/27	at Baltimore	1	1	5	1	6	0.0	0.0	0/0	0	0	0
1/3	at Cleveland	1	1	1	0	1	0.0	0.0	0/0	0	0	0
SEASON TOTALS		16	16	39	15	54	7.0	35.0	0/0	2	1	0

POSTSEASON

1/9	at Cincinnati	1	1	1	0	0	1.0	11.0	0/0	0	1	0
1/17	at Denver	1	1	0	0	0	0.0	0.0	0/0	0	0	0
POSTSEASON TOTALS		2	2	1	0	1	1.0	11.0	0/0	0	1	0

HEYWARD'S 2014 Game-by-Game Statistics

Date	Opponent	GP	GS	T	AT	TOT	Sacks	Yds	Int/Yds	PD	FF	FR
9/7	CLEVELAND	1	1	3	2	5	1.0	6.0	0/0	0	0	0
9/11	at Baltimore	1	1	4	1	5	0.0	0.0	0/0	0	0	0
9/21	at Carolina	1	1	2	1	3	0.0	0.0	0/0	0	0	0
9/28	TAMPA BAY	1	1	2	1	3	1.0	15.0	0/0	0	0	0
10/5	at Jacksonville	1	1	2	0	2	0.0	0.0	0/0	0	0	0
10/12	at Cleveland	1	1	2	2	4	1.0	7.0	0/0	0	0	0

CAMERON HEYWARD

HEYWARD'S 2014 Game-by-Game Statistics (Continued)

Date	Opponent	GP	GS	T	AT	TOT	Sacks	Yds	Int/Yds	PD	FF	FR
10/20	HOUSTON	1	1	3	0	3	0.0	0.0	0/0	0	0	0
10/26	INDIANAPOLIS	1	1	0	0	0	0.0	0.0	0/0	1	0	0
11/2	BALTIMORE	1	1	2	0	2	0.0	0.0	0/0	0	0	0
11/9	at N.Y. Jets	1	1	4	2	6	1.0	0.0	0/0	0	0	0
11/17	at Tennessee	1	1	1	0	1	0.0	0.0	0/0	0	0	0
11/30	NEW ORLEANS	1	1	3	1	4	0.0	0.0	0/0	1	0	0
12/7	at Cincinnati	1	1	1	3	4	1.0	2.0	0/0	0	0	0
12/14	at Atlanta	1	1	1	1	2	0.0	0.0	0/0	1	0	0
12/21	KANSAS CITY	1	1	2	2	4	1.5	10.0	0/0	0	0	0
12/28	CINCINNATI	1	1	6	1	7	1.0	7.0	0/0	1	0	0
SEASON TOTALS		16	16	38	17	55	7.5	47.0	0/0	4	0	0

POSTSEASON

1/3	BALTIMORE	1	1	2	0	2	0.0	0.0	0/0	0	0	0
POSTSEASON TOTALS		1	1	2	0	2	0.0	0.0	0/0	0	0	0

HEYWARD'S 2013 Game-by-Game Statistics

Date	Opponent	GP	GS	T	AT	TOT	Sacks	Yds	Int/Yds	PD	FF	FR
9/8	TENNESSEE	1	0	1	1	2	0.0	0.0	0/0	0	0	0
9/16	at Cincinnati	1	0	2	0	2	0.0	0.0	0/0	1	0	0
9/22	CHICAGO	1	1	0	0	0	0.0	0.0	0/0	0	0	0
9/29	vs. Minnesota	1	0	1	1	2	0.0	0.0	0/0	1	0	0
10/13	at N.Y. Jets	1	1	2	0	2	0.0	0.0	0/0	0	0	0
10/20	BALTIMORE	1	1	1	0	1	0.0	0.0	0/0	0	0	0
10/27	at Oakland	1	1	7	2	9	0.0	0.0	0/0	1	0	0
11/3	at New England	1	1	2	0	2	1.0	8.0	0/0	0	0	0
11/10	BUFFALO	1	1	5	0	5	1.0	11.0	0/0	0	0	0
11/17	DETROIT	1	1	6	1	7	0.0	0.0	0/0	2	0	0
11/24	at Cleveland	1	1	1	1	2	1.0	7.0	0/0	0	0	1
11/28	at Baltimore	1	1	3	1	4	0.0	0.0	0/0	0	0	0
12/8	MIAMI	1	1	8	4	12	1.0	8.0	0/0	1	0	0
12/15	CINCINNATI	1	1	1	3	4	0.0	0.0	0/0	0	0	0
12/22	at Green Bay	1	1	3	3	6	0.0	0.0	0/0	1	0	0
12/29	Cleveland	1	1	2	1	3	1.0	7.0	0/0	0	0	0
SEASON TOTALS		16	13	45	18	63	5.0	41.0	0/0	7	0	1

HEYWARD'S 2012 Game-by-Game Statistics

Date	Opponent	GP	GS	T	AT	TOT	Sacks	Yds	Int/Yds	PD	FF	FR
9/9	at Denver	1	0	1	1	2	0.0	0.0	0/0	0	0	0
9/16	N.Y. JETS	1	0	1	0	1	1.0	3.0	0/0	0	0	0
9/23	at Oakland	1	0	0	0	0	0.0	0.0	0/0	0	0	0
10/7	PHILADELPHIA	1	0	0	0	0	0.0	0.0	0/0	0	0	0
10/11	at Tennessee	1	0	0	0	0	0.0	0.0	0/0	0	0	0
10/21	at Cincinnati	1	0	1	1	2	0.0	0.0	0/0	0	0	0
10/28	WASHINGTON	1	0	2	0	2	0.0	0.0	0/0	0	0	0
11/4	at N.Y. Giants	1	0	0	0	0	0.0	0.0	0/0	0	0	0
11/12	KANSAS CITY	1	0	0	0	0	0.0	0.0	0/0	0	0	0
11/18	BALTIMORE	1	0	5	0	5	0.0	0.0	0/0	0	0	0
11/25	at Cleveland	1	0	0	1	1	0.0	0.0	0/0	0	0	0
12/2	at Baltimore	1	0	1	0	1	0.0	0.0	0/0	0	0	0
12/9	SAN DIEGO	1	0	2	0	2	0.0	0.0	0/0	0	0	0
12/16	at Dallas	1	0	1	0	1	0.0	0.0	0/0	0	0	0
12/23	Cincinnati	1	0	1	1	2	0.0	0.0	0/0	0	0	0
12/30	Cleveland	1	0	2	1	3	0.5	2.0	0/0	0	0	0
SEASON TOTALS		16	0	17	5	22	1.5	5.0	0/0	0	0	0

CAMERON HEYWARD

HEYWARD'S 2011 Game-by-Game Statistics

Date	Opponent	GP	GS	T	AT	TOT	Sacks	Yds	Int/Yds	PD	FF	FR
9/11	at Baltimore	1	0	0	1	1	0.0	0.0	0/0	0	0	0
9/18	SEATTLE	1	0	0	0	0	0.0	0.0	0/0	0	0	0
9/25	at Indianapolis	1	0	0	0	0	0.0	0.0	0/0	0	0	0
10/2	at Houston	1	0	1	0	1	0.0	0.0	0/0	0	0	0
10/9	TENNESSEE	1	0	1	0	1	1.0	8.0	0/0	0	1	0
10/16	JACKSONVILLE	1	0	1	0	1	0.0	0.0	0/0	0	0	0
10/23	at Arizona	1	0	0	0	0	0.0	0.0	0/0	0	0	0
10/30	NEW ENGLAND	1	0	0	0	0	0.0	0.0	0/0	0	0	0
11/6	BALTIMORE	1	0	0	0	0	0.0	0.0	0/0	0	0	0
11/13	at Cincinnati	1	0	0	0	0	0.0	0.0	0/0	0	0	0
11/27	at Kansas City	1	0	1	1	2	0.0	0.0	0/0	0	0	0
12/4	CINCINNATI	1	0	0	0	0	0.0	0.0	0/0	0	0	0
12/8	CLEVELAND	1	0	0	0	0	0.0	0.0	0/0	0	0	0
12/19	at San Francisco	1	0	0	0	0	0.0	0.0	0/0	1	0	0
12/24	ST. LOUIS	1	0	2	1	3	0.0	0.0	0/0	0	0	0
1/1	at Cleveland	1	0	0	0	0	0.0	0.0	0/0	0	0	0
SEASON TOTALS		16	0	6	3	9	1.0	8.0	0/0	1	1	0

POSTSEASON

1/8	at Denver	1	0	3	0	3	0.0	0.0	0/0	0	0	0
POSTSEASON TOTALS		1	0	3	0	3	0.0	0.0	0/0	0	0	0

HEYWARD'S Career Totals

Year	Team	GP	GS	T	AT	TOT	Sacks	Yds	Int/Yds	PD	FF	FR
2011	Pittsburgh	16	0	6	3	9	1.0	8.0	0/0	1	1	0
2012	Pittsburgh	16	0	17	5	22	1.5	5.0	0/0	0	0	0
2013	Pittsburgh	16	13	45	18	63	5.0	41.0	0/0	7	0	1
2014	Pittsburgh	16	16	38	17	55	7.5	47.0	0/0	4	0	0
2015	Pittsburgh	16	16	39	15	54	7.0	35.0	0/0	2	1	0
2016	Pittsburgh	7	7	17	4	20	3.0	16.0	0/0	4	0	1
NFL TOTALS		87	52	153	63	226	25.0	152.0	0/0	17	2	2

Additional Statistics: Has two blocked field goals, one, 11/1/15 vs. Cincinnati and 12/4/11 vs. Cincinnati...blocked an extra point 11/29/15 at Seattle.

REGULAR-SEASON SINGLE-GAME HIGHS:

Total Tackles: 12, vs. Miami, 12/8/13; **Solo Tackles:** 8, vs. Miami, 12/8/13; **Sacks:** 3.0, vs. Kansas City, 10/2/16; **Sack Yards:** 16.0, vs. Kansas City, 10/2/16; **Passes Defensed:** 2, three times, last vs. Kansas City, 10/2/16; **Forced Fumbles:** 1, vs. Tennessee, 10/9/11; **Fumble Recoveries:** 1, twice, last vs. Cincinnati, 9/18/16.

POSTSEASON

Year	Team	GP	GS	T	AT	TOT	Sacks	Yds	Int/Yds	PD	FF	FR
2011	Pittsburgh	1	0	3	0	3	0.0	0.0	0/0	0	0	0
2014	Pittsburgh	1	1	2	0	2	0.0	0.0	0/0	0	0	0
2015	Pittsburgh	2	2	1	0	1	1.0	11.0	0/0	0	1	0
2016	Pittsburgh	RESERVE/INJURED LIST										
NFL TOTALS		4	3	6	0	6	1.0	11.0	0/0	0	1	0

**DARRIUS HEYWARD-BEY** *Wide Receiver*

HEIGHT: 6-2
 WEIGHT: 210
 COLLEGE: Maryland
 BORN: Feb. 26, 1987
 BIRTHPLACE: Silver Spring, Md.

HOW ACQUIRED: UFA – '14
 (from Indianapolis)
 NFL EXPERIENCE: 9th year

PRO [114-69/7-2]: Signed a three-year contract with the Steelers on March 7, 2016...re-signed a one-year contract with the Steelers on March 26, 2015...signed a one-year contract with the Steelers as an unrestricted free agent (from Indianapolis) on April 2, 2014...signed a one-year contract with the Colts on April 1, 2013...released by the Oakland Raiders on March 12, 2013...originally drafted by the Raiders in first round (seventh overall) of the 2009 NFL Draft.

2016 [10-0/3-1]: Saw action in 10 games during the regular season...inactive for six games due to a foot injury [11/13 vs. Dallas – 12/18 at Cincinnati]...recorded his first career rushing touchdown [10/16 at Miami]...totaled one special teams tackle during the regular season [1/1 vs. Cleveland]...played in three postseason contests with one start...recorded one special teams tackle during the postseason [AFC Divisional Playoff 1/15 at Kansas City].

10/2 vs. Kansas City: Caught a 31-yard touchdown pass in the first quarter.

10/16 at Miami: Scored his first career rushing touchdown, a 60-yarder...was the longest run by a wide receiver in team history...marked the longest touchdown run by a Steeler since Willie Parker in 2005 [12/24 at Cleveland].

10/23 vs. New England: Hauled-in a 14-yard touchdown pass in the second quarter...marked the first time he recorded a touchdown in back-to-back games in his career.

1/1 vs. Cleveland: Caught a season-long 46-yard pass...forced a fumble on a Browns' interception that was recovered in the endzone by QB Landry Jones...the play resulted in a touchback.

2015 [16-4/2-1] [PIT]: Played in 16 regular-season games with four starts...recorded four special teams tackles during the regular season [one, 10/25 at Kansas City, 11/8 vs. Oakland, 12/6 vs. Indianapolis and 12/20 vs. Denver]...also saw action in both postseason matchups, and he made the first postseason start of his career at 1/9 at Cincinnati.

9/10 at New England: Totaled four receptions for 58 yards, hauled in a 43-yard reception in the second quarter.

9/20 vs. San Francisco: Recorded 77 receiving yards (career-high as a Steeler) on four receptions...recorded a 35-yard touchdown reception, the 13th of his career and first since 10/20/13...added a 41-yard reception.

10/1 vs. Baltimore: Scored on a nine-yard touchdown in the third quarter.

12/6 vs. Indianapolis: Played in his 100th career game.

1/3 at Cleveland: Hauled-in a season-long 66-yard reception.

AFC Divisional Playoff 1/17 at Denver: Recorded single-game postseason highs in receptions (2), receiving yards (64) and receiving long (58).

2014 [16-1/1-0] [PIT]: Saw action in all 16 games during the regular season...totaled five special teams tackles during the regular season [two, 12/21 vs. Kansas City, and one, 10/26 vs. Indianapolis, 11/9 at N.Y. Jets and 12/7 at Cincinnati]...also saw action in the lone postseason contest, recording one special teams stop [1/3 vs. Baltimore].

9/7 vs. Cleveland: Made his Steelers debut.

9/21 at Carolina: Saw action in his 75th career game.

10/5 at Jacksonville: Caught his first career pass as a Steeler.

10/20 vs. Houston: Recorded a season-long 17-yard reception.

11/9 at N.Y. Jets: Started his first game as a Steeler.

12/7 at Cincinnati: Forced a fumble on a Cincinnati fake punt in the first quarter, his first forced fumble of his career on special teams.

AFC Wild Card Game 1/3 vs. Baltimore: Recorded his first career postseason reception.

2013 [16-11/1-0] (IND): Appeared in all 16 games for the first time in his career with 11 starts... contributed two special teams tackles (one, 12/22 at Kansas City and 12/29 vs. Jacksonville)...made his postseason debut 1/4 vs. Kansas City, recording one special teams tackle...inactive for the team's postseason game 1/11 at New England.

9/22 at San Francisco: Caught a season-high five passes for 59 yards.

10/20 vs. Denver: Finished with four receptions for 44 yards with one touchdown...tied a career-long with a 30-yard rush.

11/24 at Arizona: Scored on a two-point conversion in the fourth quarter.

2012 [15-14] (OAK): Appeared in 15 games, matching a single-season career-high with 14 starts...recorded a single-season career-best five receiving touchdowns.

9/23 vs. Pittsburgh: Hauled-in a three-yard touchdown pass.

10/21 vs. Jacksonville: Caught four passes for a season-high 85 yards, including a 59-yard reception.

10/28 at Kansas City: Recorded a 32-yard touchdown reception.

11/11 at Baltimore: Tied a season-high with five receptions for 82 yards, including a 55-yard touchdown in the first half.

12/6 vs. Denver: Matched a season-high with five receptions for 82 yards, including a 56-yard touchdown reception.

12/30 at San Diego: Caught his career-best fifth touchdown pass of the season on a nine-yard reception.

2011 [15-14] (OAK): Appeared in 15 games, tying his career high with 14 starts...established single-season career-highs in receptions (64) and receiving yards (975)...also hauled-in four touchdowns...finished the season with three 100-yard receiving games.

10/2 vs. New England: Registered 115 yards on four receptions, including a season-long 58-yard reception.

10/9 at Houston: Caught seven passes for 99 yards and added a 34-yard touchdown reception in the second quarter.

10/23 vs. Kansas City: Caught five passes for 89 yards...registered at least five receptions for the third straight game...marked his fourth consecutive contest with at least 80 receiving yards.

12/4 at Miami: Recorded a three-yard touchdown reception.

12/18 vs. Detroit: Registered a career-high 155 receiving yards on eight catches, including a 43-yard touchdown reception.

12/24 at Kansas City: Finished the game with four catches for 70 yards...his 53-yard reception in overtime helped set-up the game-winning field goal.

1/1 vs. San Diego: Set a single-game career-high with nine receptions for 130 yards with one touchdown... marked his fourth career 100-yard receiving game.

2010 [15-14] (OAK): Played in 15 games, setting a career-high with 14 starts.

9/19 vs. St. Louis: Caught a season-high six passes for 80 yards.

10/31 vs. Seattle: Finished with a season-high 105 yards on five catches, including a 69-yard touchdown reception...marked his first career 100-yard receiving game...also registered a career-long 30-yard rush.

2009 [11-11] (OAK): Started all 11 games in which he played as a rookie...inactive for the last five games of the season due to a foot injury.

9/14 vs. San Diego: Started at WR in his NFL debut... along with WR Louis Murphy, became the first rookie receiver duo to start in an NFL game since 2000 and the third duo since 1997.

9/20 at Kansas City: Registered his first career catch for 18 yards.

10/25 vs. N.Y. Jets: Recorded a season-long 24-yard reception.

11/26 at Dallas: On Thanksgiving Day, matched a season-high with two catches for 21 yards, and he registered his first career touchdown reception, a four-yarder.

DARRIUS HEYWARD-BEY

COLLEGE

Appeared in 38 games at Maryland (2005-08), starting 35...finished his career ranked second in school history with 2,089 receiving yards and third in school history with 138 receptions...his 13 career touchdown receptions ranked third on the school's all-time list and his four 100-yard receiving performances tied for sixth in school annals...finished his career ranked 17th in school history with 2,403 all-purpose yards despite never returning a punt or a kickoff...caught at least one pass in 34 of his 38 collegiate contests...earned honorable mention all-ACC honors from the AP/ACSMAs in 2008...was an honorable mention All-America choice at wide receiver by *Pro Football Weekly* in 2007...earned second-team all-ACC honors, and he also earned first-team Freshman All-America honors from

The Sporting News and *Rivals.com*, in addition to being named to the all-Freshman ACC team by *The Sporting News*...majored in American studies.

PERSONAL

Graduate of McDonogh High School (Owings Mills, Md.)...was a three-year letter winner and two-year starter at wide receiver and outside linebacker...finished with 47 receptions for 821 yards with 10 touchdowns as a senior, earning consensus first-team all-state honors...caught 40 passes for 802 yards with 12 touchdowns as a junior, earning all-area and all-conference honors...named All-American by PrepStar and SuperPrep...also ran track, placing fifth at nationals as a junior and was MIAA champ in the 100 and 200 meters...son of Vivian Heyward-Bey...Full name: Darrius Ramar Heyward-Bey.

HEYWARD-BEY'S 2016 Game-by-Game Statistics

Date	Opponent	RECEIVING							RUSHING				
		GP	GS	Rec	Yds	Avg	Lg	TD	No	Yds	Avg	Lg	TD
9/12	at Washington	1	0	0	0	0.0	0	0	0	0	0.0	0	0
9/18	CINCINNATI	1	0	1	7	7.0	7	0	0	0	0.0	0	0
9/25	at Philadelphia	1	0	0	0	0.0	0	0	0	0	0.0	0	0
10/2	KANSAS CITY	1	0	1	31	31.0	31t	1	0	0	0.0	0	0
10/9	N.Y. JETS	1	0	0	0	0.0	0	0	0	0	0.0	0	0
10/16	at Miami	1	0	0	0	0.0	0	0	1	60	60.0	60t	1
10/23	NEW ENGLAND	1	0	3	30	10.0	14t	1	0	0	0.0	0	0
11/6	at Baltimore	1	0	0	0	0.0	0	0	0	0	0.0	0	0
11/13	DALLAS							INACTIVE					
11/20	at Cleveland							INACTIVE					
11/24	at Indianapolis							INACTIVE					
12/4	N.Y. GIANTS							INACTIVE					
12/11	at Buffalo							INACTIVE					
12/18	at Cincinnati							INACTIVE					
12/25	BALTIMORE	1	0	0	0	0.0	0	0	0	0	0.0	0	0
1/1	CLEVELAND	1	0	1	46	46.0	46	0	0	0	0.0	0	0
SEASON TOTALS		10	0	6	114	19.0	46	2	1	60	60.0	60t	1

POSTSEASON

1/8	MIAMI	1	1	1	10	10.0	10	0	0	0	0.0	0	0
1/15	at Kansas City	1	0	0	0	0.0	0	0	0	0	0.0	0	0
1/22	at New England	1	0	0	0	0.0	0	0	0	0	0.0	0	0
POSTSEASON TOTALS		3	1	1	10	10.0	10	0	0	0	0.0	0	0

HEYWARD-BEY'S 2015 Game-by-Game Statistics

Date	Team	RECEIVING							RUSHING				
		GP	GS	Rec	Yds	Avg	Lg	TD	No	Yds	Avg	Lg	TD
9/10	at New England	1	0	4	58	14.5	43	0	0	0	0.0	0	0
9/20	SAN FRANCISCO	1	0	4	77	19.3	41	1	0	0	0.0	0	0
9/27	at St. Louis	1	0	3	19	6.3	7	0	0	0	0.0	0	0
10/1	BALTIMORE	1	1	4	31	7.8	12	1	0	0	0.0	0	0
10/12	at San Diego	1	0	2	24	12.0	15	0	0	0	0.0	0	0
10/18	ARIZONA	1	0	0	0	0.0	0	0	0	0	0.0	0	0
10/25	at Kansas City	1	0	0	0	0.0	0	0	0	0	0.0	0	0
11/1	CINCINNATI	1	0	0	0	0.0	0	0	0	0	0.0	0	0
11/8	OAKLAND	1	1	0	0	0.0	0	0	0	0	0.0	0	0
11/15	CLEVELAND	1	0	0	0	0.0	0	0	0	0	0.0	0	0

DARRIUS HEYWARD-BEY

HEYWARD-BEY'S 2015 Game-by-Game Statistics (Continued)

Date	Team	RECEIVING							RUSHING				
		GP	GS	Rec	Yds	Avg	Lg	TD	No	Yds	Avg	Lg	TD
11/29	at Seattle	1	0	0	0	0.0	0	0	0	0	0.0	0	0
12/6	INDIANAPOLIS	1	0	1	21	21.0	21	0	0	0	0.0	0	0
12/13	at Cincinnati	1	0	0	0	0.0	0	0	0	0	0.0	0	0
12/20	DENVER	1	0	0	0	0.0	0	0	0	0	0.0	0	0
12/27	at Baltimore	1	1	1	10	10.0	10	0	0	0	0.0	0	0
1/3	at Cleveland	1	1	2	74	37.0	66	0	0	0	0.0	0	0
SEASON TOTALS		16	4	21	314	15.0	66	2	0	0	0.0	0	0

POSTSEASON

1/9	at Cincinnati	1	1	0	0	0.0	0	0	0	0	0.0	0	0
1/17	at Denver	1	0	2	64	32.0	58	0	0	0	0.0	0	0
POSTSEASON TOTALS		2	1	2	64	32.0	58	0	0	0	0.0	0	0

HEYWARD-BEY'S 2014 Game-by-Game Statistics

Date	Team	RECEIVING							RUSHING				
		GP	GS	Rec	Yds	Avg	Lg	TD	No	Yds	Avg	Lg	TD
9/7	CLEVELAND	1	0	0	0	0.0	0	0	0	0	0.0	0	0
9/11	at Baltimore	1	0	0	0	0.0	0	0	0	0	0.0	0	0
9/21	at Carolina	1	0	0	0	0.0	0	0	0	0	0.0	0	0
9/28	TAMPA BAY	1	0	0	0	0.0	0	0	0	0	0.0	0	0
10/5	at Jacksonville	1	0	1	0	0.0	0	0	0	0	0.0	0	0
10/12	at Cleveland	1	0	0	0	0.0	0	0	0	0	0.0	0	0
10/20	HOUSTON	1	0	1	17	17.0	17	0	0	0	0.0	0	0
10/26	INDIANAPOLIS	1	0	1	16	16.0	16	0	0	0	0.0	0	0
11/2	BALTIMORE	1	0	0	0	0.0	0	0	0	0	0.0	0	0
11/9	at N.Y. Jets	1	1	0	0	0.0	0	0	0	0	0.0	0	0
11/17	at Tennessee	1	0	0	0	0.0	0	0	0	0	0.0	0	0
11/30	NEW ORLEANS	1	0	0	0	0.0	0	0	0	0	0.0	0	0
12/7	at Cincinnati	1	0	0	0	0.0	0	0	0	0	0.0	0	0
12/14	at Atlanta	1	0	0	0	0.0	0	0	0	0	0.0	0	0
12/21	KANSAS CITY	1	0	0	0	0.0	0	0	0	0	0.0	0	0
12/28	CINCINNATI	1	0	0	0	0.0	0	0	0	0	0.0	0	0
SEASON TOTALS		16	1	3	33	11.0	17	0	0	0	0.0	0	0

POSTSEASON

1/3	BALTIMORE	1	0	1	6	6.0	6	0	0	0	0.0	0	0
POSTSEASON TOTALS		1	0	1	6	6.0	6	0	0	0	0.0	0	0

HEYWARD-BEY'S 2013 Game-by-Game Statistics

Date	Team	RECEIVING							RUSHING				
		GP	GS	Rec	Yds	Avg	Lg	TD	No	Yds	Avg	Lg	TD
9/8	OAKLAND	1	1	3	33	11.0	16	0	0	0	0.0	0	0
9/15	MIAMI	1	1	2	10	5.0	6	0	0	0	0.0	0	0
9/22	at San Francisco	1	1	5	59	11.8	19	0	0	0	0.0	0	0
9/29	at Jacksonville	1	1	3	33	11.0	16	0	0	0	0.0	0	0
10/6	SEATTLE	1	1	0	0	0.0	0	0	1	7	7.0	7	0
10/14	at San Diego	1	1	1	11	11.0	11	0	0	0	0.0	0	0
10/20	DENVER	1	1	4	44	11.0	27	1	1	30	30.0	30	0
11/3	at Houston	1	1	1	11	11.0	11	0	0	0	0.0	0	0
11/10	ST. LOUIS	1	1	3	30	10.0	13	0	0	0	0.0	0	0
11/14	at Tennessee	1	1	1	10	10.0	10	0	0	0	0.0	0	0
11/24	at Arizona	1	0	3	22	7.3	10	0	0	0	0.0	0	0
12/1	TENNESSEE	1	1	1	23	23.0	23	0	1	-11	-11.0	-11	0
12/8	at Cincinnati	1	0	2	23	11.5	12	0	0	0	0.0	0	0
12/15	HOUSTON	1	0	0	0	0.0	0	0	0	0	0.0	0	0
12/22	at Kansas City	1	0	0	0	0.0	0	0	0	0	0.0	0	0
12/29	JACKSONVILLE	1	0	0	0	0.0	0	0	0	0	0.0	0	0
SEASON TOTALS		16	11	29	309	10.7	27	0	3	26	8.7	30	0

DARRIUS HEYWARD-BEY

HEYWARD-BEY'S 2013 Game-by-Game Statistics (Continued)

POSTSEASON

Date	Team	RECEIVING							RUSHING				
		GP	GS	Rec	Yds	Avg	Lg	TD	No	Yds	Avg	Lg	TD
1/4	KANSAS CITY	1	0	0	0	0.0	0	0	0	0	0.0	0	0
1/11	at New England	INACTIVE											
POSTSEASON TOTALS		1	0	0	0	0.0	0	0	0	0	0.0	0	0

HEYWARD-BEY'S 2012 Game-by-Game Statistics

Date	Team	RECEIVING							RUSHING				
		GP	GS	Rec	Yds	Avg	Lg	TD	No	Yds	Avg	Lg	TD
9/10	SAN DIEGO	1	1	3	43	14.3	21	0	0	0	0.0	0	0
9/16	at Miami	1	1	4	41	10.3	19	0	0	0	0.0	0	0
9/23	PITTSBURGH	1	1	2	14	7.0	11	1	0	0	0.0	0	0
9/30	at Denver	INACTIVE											
10/14	at Atlanta	1	1	0	0	0.0	0	0	1	20	20.0	20	0
10/21	JACKSONVILLE	1	1	4	85	21.3	59	0	0	0	0.0	0	0
10/28	at Kansas City	1	1	1	32	32.0	32t	1	0	0	0.0	0	0
11/4	TAMPA BAY	1	1	5	74	14.8	46	0	0	0	0.0	0	0
11/11	at Baltimore	1	1	5	82	16.4	55t	1	1	-4	-4.0	-4	0
11/18	NEW ORLEANS	1	0	4	69	17.3	22	0	0	0	0.0	0	0
11/25	at Cincinnati	1	1	0	0	0.0	0	0	0	0	0.0	0	0
12/2	CLEVELAND	1	1	4	40	10.0	11	0	0	0	0.0	0	0
12/6	DENVER	1	1	5	82	16.4	56t	1	0	0	0.0	0	0
12/16	KANSAS CITY	1	1	0	0	0.0	0	0	0	0	0.0	0	0
12/23	at Carolina	1	1	2	31	15.5	20	0	0	0	0.0	0	0
12/30	at San Diego	1	1	2	13	6.5	9t	1	0	0	0.0	0	0
SEASON TOTALS		15	14	41	606	14.8	59	5	2	16	8.0	8	0

HEYWARD-BEY'S 2011 Game-by-Game Statistics

Date	Team	RECEIVING							RUSHING				
		GP	GS	Rec	Yds	Avg	Lg	TD	No	Yds	Avg	Lg	TD
9/12	at Denver	1	1	4	44	11.0	17	0	0	0	0.0	0	0
9/18	at Buffalo	INACTIVE											
9/25	N.Y. JETS	1	1	1	5	5.0	5	0	0	0	0.0	0	0
10/2	NEW ENGLAND	1	1	4	115	28.8	58	0	0	0	0.0	0	0
10/9	at Houston	1	1	7	99	14.1	34t	1	0	0	0.0	0	0
10/16	CLEVELAND	1	1	6	82	13.7	21	0	0	0	0.0	0	0
10/23	KANSAS CITY	1	1	5	89	17.8	21	0	0	0	0.0	0	0
11/6	DENVER	1	0	0	0	0.0	0	0	0	0	0.0	0	0
11/10	at San Diego	1	1	0	0	0.0	0	0	0	0	0.0	0	0
11/20	at Minnesota	1	1	4	43	10.8	20	0	0	0	0.0	0	0
11/27	CHICAGO	1	1	4	42	10.5	19	0	0	0	0.0	0	0
12/4	at Miami	1	1	3	23	7.7	14	1	0	0	0.0	0	0
12/11	at Green Bay	1	1	5	78	15.6	34	0	0	0	0.0	0	0
12/18	DETROIT	1	1	8	155	19.4	43t	1	0	0	0.0	0	0
12/24	at Kansas City	1	1	4	70	17.5	53	0	0	0	0.0	0	0
1/1	SAN DIEGO	1	1	9	130	14.4	39	1	0	0	0.0	0	0
SEASON TOTALS		15	14	64	975	15.2	58	4	0	0	0.0	0	0

HEYWARD-BEY'S 2010 Game-by-Game Statistics

Date	Team	RECEIVING							RUSHING				
		GP	GS	Rec	Yds	Avg	Lg	TD	No	Yds	Avg	Lg	TD
9/12	at Tennessee	1	1	1	11	11.0	11	0	0	0	0.0	0	0
9/19	ST. LOUIS	1	1	6	80	13.3	33	0	0	0	0.0	0	0
9/26	at Arizona	1	1	3	49	16.3	21	0	0	0	0.0	0	0
10/3	HOUSTON	1	1	1	2	2.0	2	0	0	0	0.0	0	0
10/10	SAN DIEGO	1	1	0	0	0.0	0	0	0	0	0.0	0	0
10/17	at San Francisco	1	1	3	19	6.3	8	0	0	0	0.0	0	0
10/24	at Denver	1	1	0	0	0.0	0	0	0	0	0.0	0	0
10/31	SEATTLE	1	1	5	105	21.0	69t	1	1	30	30.0	30	0

DARRIUS HEYWARD-BEY

HEYWARD-BEY'S 2010 Game-by-Game Statistics (Continued)

Date	Team	RECEIVING							RUSHING				
		GP	GS	Rec	Yds	Avg	Lg	TD	No	Yds	Avg	Lg	TD
11/7	KANSAS CITY	1	1	0	0	0.0	0	0	0	0	0.0	0	0
11/21	at Pittsburgh	INACTIVE											
11/28	MIAMI	1	0	0	0	0.0	0	0	1	2	2.0	2	0
12/5	at San Diego	1	1	0	0	0.0	0	0	1	14	14.0	14	0
12/12	at Jacksonville	1	1	2	40	20.0	24	0	0	0	0.0	0	0
12/19	DENVER	1	1	1	20	20.0	20	0	0	0	0.0	0	0
12/26	INDIANAPOLIS	1	1	4	40	10.0	11	0	0	0	0.0	0	0
1/2	at Kansas City	1	1	0	0	0.0	0	0	1	2	2.0	2	0
SEASON TOTALS		15	14	26	366	14.1	69t	1	4	48	12.0	30	0

HEYWARD-BEY'S 2009 Game-by-Game Statistics

Date	Team	RECEIVING							RUSHING				
		GP	GS	Rec	Yds	Avg	Lg	TD	No	Yds	Avg	Lg	TD
9/14	SAN DIEGO	1	1	0	0	0.0	0	0	0	0	0.0	0	0
9/20	at Kansas City	1	1	1	18	18.0	18	0	0	0	0.0	0	0
9/27	DENVER	1	1	0	0	0.0	0	0	0	0	0.0	0	0
10/4	at Houston	1	1	1	18	18.0	18	0	1	20	20.0	20	0
10/11	at N.Y. Giants	1	1	0	0	0.0	0	0	0	0	0.0	0	0
10/18	PHILADELPHIA	1	1	0	0	0.0	0	0	1	-1	-1.0	-1	0
10/25	N.Y. JETS	1	1	2	28	14.0	24	0	0	0	0.0	0	0
11/1	at San Diego	1	1	1	10	10.0	10	0	0	0	0.0	0	0
11/15	KANSAS CITY	1	1	1	22	22.0	22	0	0	0	0.0	0	0
11/22	CINCINNATI	1	1	1	7	7.0	7	0	0	0	0.0	0	0
11/26	at Dallas	1	1	2	21	10.5	17	1	0	0	0.0	0	0
12/6	at Pittsburgh	INACTIVE											
12/13	WASHINGTON	INACTIVE											
12/20	at Denver	INACTIVE											
12/27	at Cleveland	INACTIVE											
1/3	BALTIMORE	INACTIVE											
SEASON TOTALS		11	11	9	124	13.8	24	1	2	19	9.5	20	0

HEYWARD-BEY'S Career Totals

REGULAR SEASON

Date	Team	RECEIVING							RUSHING				
		GP	GS	Rec	Yds	Avg	Lg	TD	No	Yds	Avg	Lg	TD
2009	Oakland	11	11	9	124	13.8	24	1	2	19	9.5	20	0
2010	Oakland	15	14	26	366	14.1	69t	1	4	48	12.0	30	0
2011	Oakland	15	14	64	975	15.2	58	4	0	0	0.0	0	0
2012	Oakland	15	14	41	606	14.8	59	5	2	16	8.0	20	0
2013	Indianapolis	16	11	29	309	10.7	27	1	3	26	8.7	30	0
2014	Pittsburgh	16	1	3	33	11.0	17	0	0	0	0.0	0	0
2015	Pittsburgh	16	4	21	314	15.0	66	2	0	0	0.0	0	0
2016	Pittsburgh	10	0	6	114	19.0	46	2	1	60	60.0	60t	1
NFL TOTALS		114	69	199	2,841	14.3	69t	16	12	169	14.1	60t	1
STEELERS TOTALS		42	5	30	461	15.4	66	4	1	60	60.0	60t	1

Career Regular-Season Special Teams Tackles (12): 2 in '13, 5 in '14, 4 in '15 and 1 in '16.

REGULAR-SEASON SINGLE-GAME HIGHS:

Receptions: 9, vs. San Diego, 1/1/12; Receiving Yards: 155, vs. Detroit, 12/18/11; Receiving Avg. (Min. 4 Rec.): 28.8, vs. New England, 10/2/11; Receiving Long: 69t, vs. Seattle, 10/31/10; Receiving Touchdowns: 1, 14 times, last time vs. Baltimore, 10/1/15; 25+ Yard Receptions: 3, vs. Detroit, 12/18/11; Rushing Attempts: 1, 12 times, last at Miami, 10/16/16; Rushing Yards: 60, at Miami, 10/16/16; Rushing Long: 60t, at Miami, 10/16/16.

DARRIUS HEYWARD-BEY

HEYWARD-BEY'S Career Totals (Continued)

POSTSEASON

Date	Team	RECEIVING					RUSHING						
		GP	GS	Rec	Yds	Avg	Lg	TD	No	Yds	Avg	Lg	TD
2013	Indianapolis	1	0	0	0	0.0	0	0	0	0	0.0	0	0
2014	Pittsburgh	1	0	1	6	6.0	6	0	0	0	0.0	0	0
2015	Pittsburgh	2	1	2	64	32.0	58	0	0	0	0.0	0	0
2016	Pittsburgh	3	1	1	10	10.0	10	0	0	0	0.0	0	0
NFL TOTALS		7	2	4	80	20.0	58	0	0	0	0.0	0	0
STEELERS TOTALS		6	2	4	80	20.0	58	0	0	0	0.0	0	0

Career Postseason Special Teams Tackles (3): 1 in '13, 1 in '14 and 1 in '16.



40

MIKE HILTON *Cornerback*

HEIGHT: 5-9

HOW ACQUIRED: FA – '16

WEIGHT: 184

NFL EXPERIENCE: 1st year

COLLEGE: Mississippi

BORN: March 9, 1994

BIRTHPLACE: Fayetteville, Ga.

PRO [0-0/0-0]: Signed a Reserve/Future contract with the Steelers on January 24, 2017... signed to the Steelers' practice squad on December 13, 2016...released by the New England Patriots on September 13, 2016...signed to the Patriots' practice squad September 6, 2016...released by the Jacksonville Jaguars on August 29, 2016...originally signed with the Jaguars as an undrafted rookie free agent on May 1, 2016.

COLLEGE Was a four-year letterman at Mississippi (2012-15)...played every position in the secondary...was a second-team All-SEC selection at safety as a senior in 2015, and was a semifinalist for the Jim Thorpe Award...named the team's Most Valuable Senior by the Jackson Touchdown Club...led the team with 71 tackles as a junior in 2014...majored in general studies.

2016 [0-0/0-0] (NE/PIT): Spent one week on the Patriots' practice squad...signed to the Steelers' practice squad on December 13, and remained there for the rest of the regular season and postseason.

PERSONAL Attended Sandy Creek High School (Sandy Creek, Ga.)...helped lead team to a 12-1 record and to the state playoffs as a senior...was an honorable mention Class AAA All-State honoree as a senior...broke the school record with nine interceptions as a junior...son of Michael and Cynthia Hilton...Full name: Michael Hilton.

**LAVON HOOKS** *Defensive End*

HEIGHT: 6-3

HOW ACQUIRED: FA – '17

WEIGHT: 312

NFL EXPERIENCE: 1st year

COLLEGE: Mississippi

BORN: Jan. 23, 1992

BIRTHPLACE: Atlanta, Ga.

PRO

[0-0/0-0]: Signed by the Steelers on February 16, 2016...released by the Steelers on September 3, 2016...signed by the Steelers on February 16, 2016...released by the Green Bay Packers on August 31, 2015...originally signed with the Packers as an undrafted rookie free agent on May 8, 2015.

2016

[0-0]: Not on an NFL roster.

2015

[0-0]: Not on an NFL roster.

COLLEGE

Lettered two seasons at Mississippi (2013-14), appearing in 24 games with two starts...totaled 27 tackles, 9.0 TFLs and 3.0 sacks...also attended Northeast Mississippi Community College (2011-12)...earned NJCAA honorable mention All-America honors, and was selected first team all-state

and All-Region XXIII and the state's Most Valuable Defensive Lineman by the MACJC as a sophomore...also played basketball at Northeast, leading the conference in rebounding as a freshman...spent his first semester of junior college playing basketball for Marion Military Institute (Marion, Ala.)...majored in general studies at Mississippi.

PERSONAL

Attended Meadowbrook High School (Norcross, Ga.), playing football and basketball his junior and senior seasons...earned two letters as a wide receiver...also averaged 18.0 points and 12.0 rebounds as a senior for the basketball squad...also attended Brookwood High School (Snellville, Ga.), playing football and basketball his freshman and sophomore seasons...son of Lester and Dora Hooks...Full name: Lavon Marquis Hooks.



74

CHRIS HUBBARD *Center/Guard*

HEIGHT: 6-4
 WEIGHT: 295
 COLLEGE: UAB
 BORN: April 23, 1991
 BIRTHPLACE: Columbus, Ga.

HOW ACQUIRED: UDFA - '13
 NFL EXPERIENCE: 4th year

PRO (23-4/5-0): Signed his restricted free agent tender with the Steelers on April 6, 2017... signed a one-year extension with the Steelers on January 19, 2016...signed a Reserve/Future contract with the Steelers on December 31, 2013...signed to the Steelers' practice squad on September 2, 2013... released by the Steelers on August 31, 2013...originally signed with the Steelers as an undrafted rookie free agent on April 27, 2013.

2016 (15-4/3-0): Set single-season career highs in games played (15) and games started (4) during the regular season (inactive 9/25 at Philadelphia)...started at right tackle 10/9 vs. N.Y. Jets (first career start), 10/16 at Miami and 10/23 vs. New England...started as an extra tight end/offensive lineman 11/20 at Cleveland...saw action in all three postseason contests.

2015 (7-0/2-0): Saw action 10/1 vs. Baltimore, 11/1 vs. Cincinnati, 11/8 vs. Oakland, 11/15 vs. Cleveland, 12/6 vs. Indianapolis, 12/13 at Cincinnati and 12/27 at Baltimore in the regular season, and saw action in both postseason games...dressed but did not play 10/25 at Kansas City, 11/29 at Seattle, 12/20 vs. Denver and 1/3 at Cleveland during the regular season and during the postseason 1/9 at Cincinnati...inactive Weeks 1-3 and 5-6.

2014 (1-0/0-0): Saw action in one game (9/21 at Carolina), which was his NFL debut...inactive Weeks 1, 2, 5-7, 9-11, and 16-17...also inactive for the lone postseason game...dressed but did not see action Weeks 4, 8 and 13-15.

2013 (0-0): Spent the entire season on the Steelers' practice squad.

COLLEGE Was a four-year letterman at UAB (2009-12)...appeared in 40 games and made 29 starts...started all 24 games in his final two seasons...in 2008, was part of an offensive line that helped block for the UAB offense to register 5,074 net yards, which ranked as the second-highest total in team history at the time...named to the Conference-USA All-Freshman team by the league's head coaches in 2009...majored in communications management.

PERSONAL Attended George Washington Carver High School (Columbus, Ga.)...was high school teammates with Steelers' LB Jarvis Jones...his team went 27-3 during his junior and senior seasons and captured the 2007 Georgia High School Association Class AAA state title...registered 77 pancake blocks and was a *Columbus Ledger-Enquirer* all-city selection and an Associated Press first-team all-state honoree...competed in the annual Offense/Defense All-American game...son of Angela Jones and Edward Hubbard...Full name: Christopher E. Hubbard.

HUBBARD'S Career Totals

Year	Team	GP	GS
2013	Pittsburgh	0	0
2014	Pittsburgh	1	0
2015	Pittsburgh	7	0
2016	Pittsburgh	15	4
NFL TOTALS		23	4

HUBBARD'S Career Postseason Totals

Year	Team	GP	GS
2014	Pittsburgh	INACTIVE	
2015	Pittsburgh	2	0
2016	Pittsburgh	3	0
NFL TOTALS		5	0



41

FARRINGTON HUGUENIN *Linebacker*

HEIGHT: 6-4

WEIGHT: 268

COLLEGE: Kentucky

BORN: May 8, 1992

BIRTHPLACE: Columbia, S.C.

HOW ACQUIRED: FA – '17

NFL EXPERIENCE: 1st year

PRO

[0-0/0-0]: Signed a Reserve/Future contract with the Steelers on January 27, 2017... released by the Miami Dolphins on August 23, 2016... originally signed with the Dolphins as an undrafted rookie free agent on May 6, 2016.

2016

[0-0/0-0]: Not on an NFL roster.

COLLEGE

Played in 48 career games with 14 starts during his time at Kentucky (2012-15)...registered 95 tackles, 1.5 sacks, recovered two fumbles, recorded three pass breakups and blocked

two kicks in his career...tallied 52 tackles with 1.5 sacks in his most-productive year as a senior in 2015... majored in communications.

PERSONAL

Prepped at North Carolina Tech Preparatory Christian Academy (Charlotte, N.C.) in 2010...notched 17.0 sacks during the season...totaled 121 tackles and 4.0 sacks as a senior at Dreher High School (Columbia, S.C.)...tallied 82 tackles and 11.0 sacks as a junior...also participated in wrestling and track and field...son of Valerie and Lawrence Huguenin.



11

JUSTIN HUNTER *Wide Receiver*

HEIGHT: 6-4
 WEIGHT: 203
 COLLEGE: Tennessee
 BORN: May 20, 1991
 BIRTHPLACE: Virginia Beach, Va.

HOW ACQUIRED: UFA – '17
 (from Buffalo)
 NFL EXPERIENCE: 5th year

PRO **[48-18/0-0]:** Signed a one-year contract with the Steelers as an unrestricted free agent (from Buffalo) on March 15, 2017...acquired by the Bills off waivers (from Miami) on September 30, 2016...released by the Dolphins on September 29, 2016...acquired off waivers by the Dolphins (from Tennessee) on September 4, 2016...released by the Titans on September 2, 2016...placed on the Titans' Reserve/Injured List due to an ankle injury on November 16, 2015...placed on the Titans' Reserve/Injured List due to a spleen injury on December 2, 2014...originally drafted by the Titans in the second round (34th overall) of the 2013 NFL Draft.

2016 **[13-5] (MIA/BUF):** Saw action in one game for the Dolphins before being released on September 29...started 5-of-12 regular-season games for the Bills after he was acquired of waivers (from Miami)...totaled 10 receptions for 189 yards with four receiving touchdowns on the season...his four receiving scores tied a single-season career-high.

2015 **[9-5] (TEN):** Started 5-of-9 regular-season games...caught 22 passes for 264 yards with one touchdown...placed on the Titans' Reserve/Injured List due to an ankle injury on November 16, and missed the remainder of the season.

2014 **[12-8] (TEN):** Saw action in 12 regular-season games with eight starts...caught a career-high 28 passes for a career-high 498 yards...scored three touchdowns on the year...ranked third in the NFL and led the AFC with a 17.8-yard receiving average...made his first career start at wide receiver and caught three passes for a team-best 99 receiving yards, including a career-long 75-yard touchdown 10/5 at Cleveland...placed on the Titans' Reserve/Injured List due to a spleen injury on December 2, and missed the remainder of the season.

2013 **[14-0] (TEN):** Played in 14 regular-season games as a rookie...led the team with a 19.7-yard per catch average on 18 receptions for 354 yards...

...tied for second on the team with a single-season career-high four receiving touchdowns...inactive 9/8 at Pittsburgh and 12/15 vs. Arizona.

9/22 vs. San Diego: Caught a game-winning, 34-yard touchdown on his first career catch...became the first NFL rookie since Jacksonville's Ernest Wilford on September 12, 2004, to score a game-winning touchdown with 15 seconds or less remaining in the game on his first career reception.

12/8 at Denver: Led the team with a career-high 114 receiving yards...added a 41-yard touchdown reception.

COLLEGE Appeared in 28 games with 17 starts at Tennessee (2010-12)...totaled 106 receptions for 1,812 yards with 18 receiving touchdowns...his 1,812 receiving yards ranked 11th on the school's career list at the time...at the time, his eight 100-yard receiving performances tied for third all-time by a Volunteer...his 18 touchdown catches tied for fifth on the school's career charts at the time...returned to action as a junior in 2012, named All-SEC by CBSsports.com, second-team All-SEC by the league's coaches and the AP, and was named an All-American by *Pro Football Weekly*...as a sophomore in 2011, suffered a season-ending ACL injury and missed the remainder of the season...played in 13 games with a pair of starts as a freshman in 2010...broke Tennessee's freshman record for receiving touchdowns (?) and tied for first among all NCAA FBS freshmen receivers...as a freshman, earned All-SEC Freshman Team honors by the Coaches...also as a freshman, earned SEC Indoor All-Freshman Team honors, and was named a First-Team All-American by the U.S. Track & Field and Cross Country Coaches Association, as he set the Tennessee freshman record with a long jump measuring 26-feet-1½-inches.... majored in sociology.

PERSONAL Attended Ocean Lake High School (Virginia Beach, Va.)...tallied 46 receptions for 714 yards with nine touchdowns as a senior, earning Virginia High School Coaches AAA All-State honors...as a junior in 2008, caught 34 passes for 545 yards with 13 touchdowns...won the long

JUSTIN HUNTER

jump junior portion of 2010 USA Outdoor Championships with a leap of 25-feet-10¾-inches and qualified for IAAF World Junior Championships...won the Virginia Class AAA state championship in the high jump

and long...son of Gloria Hunter and Michael Clark... has two sons, Braylon and Justin Jr....Full name: Justin Scott Hunter.

HUNTER'S 2016 Game-by-Game Statistics (9/11 - 9/25 with Miami and 10/2 - 1/1 with Buffalo)

Date	Opponent	GP	GS	RECEIVING					RUSHING				
				Rec	Yds	Avg	Lg	TD	Att	Yds	Avg	Lg	TD
9/11	at Seattle (MIA)	1	0	0	0	0.0	0	0	0	0	0	0	0
9/18	at New England (MIA)												
9/25	CLEVELAND (MIA)												
9/29	NOT WITH A TEAM												
10/2	at New England												
10/9	at Los Angeles	1	0	1	4	4.0	4t	1	0	0	0.0	0	0
10/16	SAN FRANCISCO	1	1	1	30	30.0	30t	1	0	0	0.0	0	0
10/23	at Miami	1	1	2	25	12.5	15	0	0	0	0.0	0	0
10/30	NEW ENGLAND	1	1	1	7	7.0	7	0	0	0	0.0	0	0
11/7	at Seattle	1	1	1	5	5.0	5t	1	0	0	0.0	0	0
11/20	at Cincinnati	1	0	0	0	0.0	0	0	0	0	0.0	0	0
11/27	JACKSONVILLE	1	0	1	16	16.0	16t	1	0	0	0.0	0	0
12/4	at Oakland	1	1	1	22	22.0	22	0	0	0	0.0	0	0
12/11	PITTSBURGH	1	0	0	0	0.0	0	0	0	0	0.0	0	0
12/18	CLEVELAND	1	0	1	16	16.0	16	0	0	0	0.0	0	0
12/24	MIAMI	1	0	0	0	0.0	0	0	0	0	0.0	0	0
1/1	at N.Y. Jets	1	0	1	64	64.0	64	0	0	0	0.0	0	0
SEASON TOTALS		13	5	10	189	18.9	64	4	0	0	0.0	0	0

HUNTER'S 2015 Game-by-Game Statistics

Date	Opponent	GP	GS	RECEIVING					RUSHING				
				Rec	Yds	Avg	Lg	TD	Att	Yds	Avg	Lg	TD
9/13	at Tampa Bay	1	0	1	11	11.0	11	0	0	0	0.0	0	0
9/20	at Cleveland	1	1	2	34	17.0	20	0	0	0	0.0	0	0
9/27	INDIANAPOLIS	1	0	1	29	29.0	29	0	0	0	0.0	0	0
10/11	BUFFALO	1	1	4	38	9.5	14	0	0	0	0.0	0	0
10/18	MIAMI	1	0	3	54	18.0	23	0	0	0	0.0	0	0
10/25	ATLANTA	1	1	2	17	8.5	13	0	0	0	0.0	0	0
11/1	at Houston	1	1	2	17	8.5	10	0	0	0	0.0	0	0
11/8	at New Orleans	1	0	3	17	5.7	8t	1	0	0	0.0	0	0
11/15	CAROLINA	1	1	4	47	11.8	24	0	0	0	0.0	0	0
11/19	at Jacksonville												
11/29	OAKLAND												
12/6	JACKSONVILLE												
12/13	at N.Y. Jets												
12/20	at New England												
12/27	HOUSTON												
1/3	at Indianapolis												
SEASON TOTALS		9	5	22	264	12.0	29	1	0	0	0.0	0	0

HUNTER'S 2014 Game-by-Game Statistics

Date	Opponent	GP	GS	RECEIVING					RUSHING				
				Rec	Yds	Avg	Lg	TD	Att	Yds	Avg	Lg	TD
9/7	at Kansas City	1	0	3	63	21.0	39	0	0	0	0.0	0	0
9/14	DALLAS	1	0	2	26	13.0	23	0	0	0	0.0	0	0
9/21	at Cincinnati	1	0	3	37	12.3	19	0	0	0	0.0	0	0
9/28	at Indianapolis	1	0	1	12	12.0	12	0	0	0	0.0	0	0
10/5	CLEVELAND	1	1	3	99	33.0	75t	1	0	0	0.0	0	0
10/12	JACKSONVILLE	1	1	3	77	25.7	38	0	0	0	0.0	0	0
10/19	at Washington	1	1	1	6	6.0	6	0	0	0	0.0	0	0
10/26	HOUSTON	1	1	4	31	7.8	12t	1	0	0	0.0	0	0
11/9	at Baltimore	1	1	1	17	17.0	17	0	0	0	0.0	0	0
11/17	PITTSBURGH	1	1	2	48	24.0	36	0	0	0	0.0	0	0

HUNTER'S 2014 Game-by-Game Statistics (Continued)

Date	Opponent	GP	GS	RECEIVING					TD	RUSHING				
				Rec	Yds	Avg	Lg	Att		Yds	Avg	Lg	TD	
11/23	at Philadelphia	1	1	4	64	16.0	40t	1	0	0	0.0	0	0	
11/30	at Houston	1	1	1	18	18.0	18	0	0	0	0.0	0	0	
12/7	N.Y. GIANTS								RESERVE/INJURED LIST					
12/14	N.Y. JETS								RESERVE/INJURED LIST					
12/18	at Jacksonville								RESERVE/INJURED LIST					
12/28	INDIANAPOLIS								RESERVE/INJURED LIST					
SEASON TOTALS		12	8	28	498	17.8	75t	3	0	0	0.0	0	0	

HUNTER'S 2013 Game-by-Game Statistics

Date	Opponent	GP	GS	RECEIVING					TD	RUSHING				
				Rec	Yds	Avg	Lg	Att		Yds	Avg	Lg	TD	
9/8	at Pittsburgh								INACTIVE					
9/15	at Houston	1	0	0	0	0.0	0	0	0	0	0.0	0	0	
9/22	SAN DIEGO	1	0	1	16	16.0	16t	1	0	0	0.0	0	0	
9/29	N.Y. JETS	1	0	1	16	16.0	16t	1	0	0	0.0	0	0	
10/6	KANSAS CITY	1	0	0	0	0.0	0	0	0	0	0.0	0	0	
10/13	at Seattle	1	0	1	8	8.0	8	0	0	0	0.0	0	0	
10/13	SAN FRANCISCO	1	0	0	0	0.0	0	0	0	0	0.0	0	0	
11/3	at St. Louis	1	0	2	13	6.5	8	0	0	0	0.0	0	0	
11/10	JACKSONVILLE	1	0	2	51	25.5	40	0	0	0	0.0	0	0	
11/14	INDIANAPOLIS	1	0	0	0	0.0	0	0	0	0	0.0	0	0	
11/24	at Oakland	1	0	6	109	18.2	54t	1	0	0	0.0	0	0	
12/1	at Indianapolis	1	0	1	9	9.0	9	0	0	0	0.0	0	0	
12/8	at Denver	1	0	4	114	28.5	57	1	0	0	0.0	0	0	
12/15	ARIZONA								INACTIVE					
12/22	at Jacksonville	1	0	0	0	0.0	0	0	0	0	0.0	0	0	
12/29	HOUSTON	1	0	0	0	0.0	0	0	0	0	0.0	0	0	
SEASON TOTALS		14	0	18	354	19.7	57	4	0	0	0.0	0	0	

HUNTER'S Career Totals

Date	Opponent	GP	GS	RECEIVING					TD	RUSHING				
				Rec	Yds	Avg	Lg	Att		Yds	Avg	Lg	TD	
2013	Tennessee	14	0	18	354	19.7	57	4	0	0	0.0	0	0	
2014	Tennessee	12	8	28	498	17.8	75t	3	0	0	0.0	0	0	
2015	Tennessee	9	5	22	264	12.0	29	1	0	0	0.0	0	0	
2016	Miami/Buffalo	13	5	10	189	18.9	64	4	0	0	0.0	0	0	
NFL TOTALS		48	18	78	1,305	16.7	75t	12	0	0	0.0	0	0	

REGULAR-SEASON SINGLE-GAME HIGHS:

Receptions: 6, at Oakland, 11/24/13; **Receiving Yards:** 114, at Denver, 12/8/13; **Receiving Avg. (Min. 4 Rec.):** 28.5, at Denver, 12/8/13; **Receiving Long:** 75t, vs. Cleveland, 10/5/14; **Receiving Touchdowns:** 1, 12 times, last time vs. Jacksonville, 11/27/16; **25+ Yard Receptions:** 2, at Denver, 12/8/13.



81

JESSE JAMES *Tight End*

HEIGHT: 6-7

WEIGHT: 261

COLLEGE: Penn State

BORN: June 4, 1994

BIRTHPLACE: Glassport, Pa.

HOW ACQUIRED: D5 – '15 (#160)

NFL EXPERIENCE: 3rd year

PRO **[24-15/5-3]:** Drafted by the Steelers in the fifth round (160th overall) of the 2015 NFL Draft.

2016 **[16-13/3-3]:** Saw action in all 16 games for the first time in his career during the regular season...added a single regular-season career-high 13 starts...established single-season career-highs in receptions (39), receiving yards (338) and receiving touchdowns (3) during the regular season...started all three postseason contests.

9/18 vs. Cincinnati: Caught his first touchdown of the season, a nine-yarder, in the third quarter.

10/2 vs. Kansas City: Hauled-in a nine-yard touchdown reception in the second quarter.

10/9 vs. New York Jets: Set a single-game career-high with six receptions...added a one-yard touchdown in the second quarter.

11/13 vs. Dallas: Set a single-game career high with 59 receiving yards...added a career-long 24-yard reception.

AFC Divisional Playoff 1/15 at Kansas City: Set a single-game postseason high in receiving yards (83).

2015 **[8-2/2-0]:** Played in eight regular-season games with two starts, making his NFL debut 11/8 vs. Oakland...made his postseason debut at Cincinnati in the AFC Wild Card Game...inactive for the first eight weeks of the regular season.

11/8 vs. Oakland: Recorded two receptions for 13 yards, including a four-yard touchdown in the fourth quarter in his NFL debut.

12/6 vs. Indianapolis: Totaled single-game career-highs in receptions (3), receiving yards (30) and receiving long (20).

AFC Divisional Playoff 1/17 at Denver: Recorded his first postseason reception, a 22-yarder.

COLLEGE Started 31-of-33 games at Penn State (2012-14)...recorded 78 receptions for 1,005 yards with 11 touchdowns...his 11 career touchdown catches are the most by a tight end in Penn State history, which broke a tie with College Football Hall of Famer Ted Kwalick...in 2014, was named first-team All-Big Ten...in 2012, led the offense with an 18.4 yards per catch average and tied the single-season team record by a tight end with five receiving touchdowns...majored in kinesiology.

PERSONAL Attended South Allegheny High School (McKeesport, Pa.)...was a two-time second-team all-state performer and earned first-team honors twice...named All-Century Conference at tight end as a junior and senior, after racking up 71 catches for 1,030 yards with 10 touchdowns during his final two seasons...was selected as a team captain during each of his final three years at South Allegheny...invited to play in the Semper-Fidelis All-American game and was named to the 2011 *Pittsburgh Post-Gazette* Fabulous 22...son of Rick and Susan James...Full name: Jesse Dylan James.

JAMES' 2016 Game-by-Game Statistics

Date	Opponent	GP	GS	Rec	Yds	Avg	Lg	TD
9/12	at Washington	1	1	5	31	6.2	8	0
9/18	CINCINNATI	1	1	3	29	9.7	11	1
9/25	at Philadelphia	1	1	2	10	5.0	6	0
10/2	KANSAS CITY	1	1	2	15	7.5	9t	1
10/9	N.Y. JETS	1	1	6	43	7.2	14	1
10/16	at Miami	1	1	2	13	6.5	8	0
10/23	NEW ENGLAND	1	1	2	18	9.0	10	0
11/6	at Baltimore	1	1	2	13	6.5	7	0
11/13	DALLAS	1	1	4	59	14.8	24	0
11/20	at Cleveland	1	1	1	5	5.0	5	0
11/24	at Indianapolis	1	1	0	0	0.0	0	0
12/4	N.Y. GIANTS	1	1	3	32	10.7	16	0
12/11	at Buffalo	1	0	1	5	5.0	5	0
12/18	at Cincinnati	1	0	0	0	0.0	0	0
12/25	BALTIMORE	1	1	4	49	12.3	21	0
1/1	CLEVELAND	1	0	2	16	8.0	14	0
SEASON TOTALS		16	13	39	338	8.7	24	3

POSTSEASON

1/8	MIAMI	1	1	1	6	6.0	6	0
1/15	at Kansas City	1	1	5	83	16.6	26	0
1/22	at New England	1	1	5	48	9.6	18	0
POSTSEASON TOTALS		3	3	11	137	12.5	26	0

JESSE JAMES

JAMES' 2015 Game-by-Game Statistics

Date	Opponent	GP	GS	Rec	Yds	Avg	Lg	TD
9/10	at New England			INACTIVE				
9/20	SAN FRANCISCO			INACTIVE				
9/27	at St. Louis			INACTIVE				
10/1	BALTIMORE			INACTIVE				
10/12	at San Diego			INACTIVE				
10/18	ARIZONA			INACTIVE				
10/25	at Kansas City			INACTIVE				
11/1	CINCINNATI			INACTIVE				
11/8	OAKLAND	1	0	2	13	6.5	9	1
11/15	CLEVELAND	1	1	1	2	2.0	2	0
11/29	at Seattle	1	0	1	8	8.0	8	0
12/6	INDIANAPOLIS	1	1	3	30	10.0	20	0
12/13	at Cincinnati	1	0	0	0	0.0	0	0
12/20	DENVER	1	0	0	0	0.0	0	0
12/27	at Baltimore	1	0	1	3	3.0	3	0
1/3	at Cleveland	1	0	0	0	0.0	0	0
SEASON TOTALS		8	2	8	56	7.0	20	1

POSTSEASON

1/9	at Cincinnati	1	0	0	0	0.0	0	0
1/17	at Denver	1	0	1	22	22.0	22	0
POSTSEASON TOTALS		2	0	1	22	22.0	22	0

JAMES' Career Totals

REGULAR SEASON

Year	Team	GP	GS	Rec	Yds	Avg	Lg	TD
2015	Pittsburgh	8	2	8	56	7.0	20	1
2016	Pittsburgh	16	13	39	338	8.7	24	3
NFL TOTALS		24	15	47	394	8.4	24	4

REGULAR-SEASON SINGLE-GAME HIGHS:

Receptions: 6, vs. N.Y. Jets, 10/9/16; **Yards:** 59, vs. Dallas, 11/13/16; **Long:** 24, vs. Dallas, 11/13/16; **Touchdowns:** 1, four times, last vs. N.Y. Jets 10/9/16.

POSTSEASON

Year	Team	GP	GS	Rec	Yds	Avg	Lg	TD
2015	Pittsburgh	2	0	1	22	22.0	22	0
2016	Pittsburgh	3	3	11	137	12.5	26	0
NFL TOTALS		5	3	12	159	13.3	26	0

**DAVID JOHNSON** *Tight End*

HEIGHT: 6-2
 WEIGHT: 260
 COLLEGE: Arkansas State
 BORN: Aug. 26, 1987
 BIRTHPLACE: Pine Bluff, Ark.

HOW ACQUIRED: FA – '16
 NFL EXPERIENCE: 9th year

PRO [98-37/7-5]: Re-signed a two-year contract with the Steelers on March 9, 2017...signed a one-year contract with the Steelers on May 17, 2016...signed a two-year contract with the Chargers as an unrestricted free agent (from Pittsburgh) on March 12, 2014...placed on the Steelers' Reserve/Injured List due to a wrist injury on October 15, 2013...re-signed a one-year contract with the Steelers on March 13, 2013...Waived/Injured by the Steelers due to a knee injury on August 13, 2012...signed his one-year restricted free agent tender on April 12, 2012...originally drafted by the Steelers in the seventh round (241st overall) of the 2009 NFL Draft.

2016 [16-4/3-1]: Saw action in 16 games with four starts during the regular season...served primarily as a blocker but also contributed in the passing game...totaled seven receptions for 80 yards during the regular season...his receptions and yards were the most that he recorded in a single season since 2011...caught a two-point conversion 11/20 at Cleveland...saw action in three postseason matchups with one start.

2015 [16-4] (SD): Played in 16 games with four starts, serving primarily as a blocker.

2014 [14-3] (SD): Saw action in 14 games with three starts, serving primarily as a blocker.

2013 [5-2] (PIT): Saw action in five games with two starts...recorded a career-long reception of 32 yards (9/22 vs. Chicago)...suffered a season-ending wrist injury 10/13 at N.Y. Jets, and he was placed on the Steelers' Reserve/Injured List on October 15.

2012 [0-0] (PIT): Suffered a season-ending knee injury during the first quarter of the first preseason game (8/9 at Philadelphia)...Waived/Injured by the Steelers on August 13, and he spent the 2012 season on the Steelers' Reserve/Injured List.

2011 [16-16/1-1] (PIT): Started all 16 contests during the regular season for the first time

in his career...set single-season career highs in receptions (12), receiving yards (91) and receiving touchdowns (1, 10/9 vs. Tennessee)...also started the lone postseason contest.

2010 [16-5/3-3] (PIT): Played in all 16 games for the first time in his career, with five starts during the regular season...helped block for RB Rashard Mendenhall to gain a career-high 1,273 yards rushing with 13 rushing touchdowns during the regular season...started all three postseason games, paving the way for Steelers' rushers to average 121.0 yards per game.

2009 [15-3] (PIT): Played in 15 games with three starts as a rookie...recorded his first career reception 10/25 vs. Minnesota.

COLLEGE Lettered all four seasons at Arkansas State (2005-08), where he played in 48 games...totaled 45 receptions for 760 yards with nine receiving touchdowns...earned Phil Steele's Honorable Mention All-Sun Belt Conference honors in 2007 and 2008...graduated with a bachelor's degree in physical therapy.

PERSONAL Attended Pine Bluff High School (Pine Bluff, Ark.)...was a two-year letterman, and he was twice named all-conference...caught 20 passes with two receiving touchdowns as a senior, despite being used primarily as a blocker, as he earned all-state honors...also played baseball...son of Lois and David Johnson.

JOHNSON'S 2016 Game-by-Game Statistics

Date	Opponent	GP	GS	Rec	Yds	Avg	Lg	TD
9/12	at Washington	1	0	0	0	0.0	0	0
9/18	CINCINNATI	1	0	1	5	5.0	5	0
9/25	at Philadelphia	1	0	0	0	0.0	0	0
10/2	KANSAS CITY	1	1	1	26	26.0	26	0
10/9	N.Y. JETS	1	0	0	0	0.0	0	0
10/16	at Miami	1	0	0	0	0.0	0	0
10/23	NEW ENGLAND	1	0	1	5	5.0	5	0
11/6	at Baltimore	1	1	1	15	15.0	15	0
11/13	DALLAS	1	0	1	2	2.0	2	0
11/20	at Cleveland	1	0	0	0	0.0	0	0
11/24	at Indianapolis	1	0	0	0	0.0	0	0

DAVID JOHNSON

JOHNSON'S 2016 Game-by-Game Statistics (Cont.)

Date	Opponent	GP	GS	Rec	Yds	Avg	Lg	TD
12/4	N.Y. GIANTS	1	1	0	0	0.0	0	0
12/11	at Buffalo	1	0	1	15	15.0	15	0
12/18	at Cincinnati	1	0	1	12	12.0	12	0
12/25	BALTIMORE	1	0	0	0	0.0	0	0
1/1	CLEVELAND	1	1	0	0	0.0	0	0
SEASON TOTALS		16	4	7	80	11.4	26	0

POSTSEASON

1/8	MIAMI	1	0	0	0	0.0	0	0
1/15	at Kansas City	1	0	0	0	0.0	0	0
1/22	at New England	1	1	1	1	1.0	1	0
POSTSEASON TOTALS		3	1	1	1	1.0	1	0

JOHNSON'S 2015 Game-by-Game Statistics

Date	Opponent	GP	GS	Rec	Yds	Avg	Lg	TD
9/13	DETROIT	1	0	0	0	0.0	0	0
9/20	at Cincinnati	1	0	0	0	0.0	0	0
9/27	at Minnesota	1	1	0	0	0.0	0	0
10/4	CLEVELAND	1	0	0	0	0.0	0	0
10/12	PITTSBURGH	1	0	0	0	0.0	0	0
10/18	at Green Bay	1	0	0	0	0.0	0	0
10/25	OAKLAND	1	0	0	0	0.0	0	0
11/1	at Baltimore	1	0	0	0	0.0	0	0
11/9	CHICAGO	1	0	0	0	0.0	0	0
11/22	KANSAS CITY	1	1	0	0	0.0	0	0
11/29	at Jacksonville	1	0	0	0	0.0	0	0
12/6	DENVER	1	0	0	0	0.0	0	0
12/13	at Kansas City	1	1	0	0	0.0	0	0
12/20	MIAMI	1	0	0	0	0.0	0	0
12/24	at Oakland	1	0	1	4	4.0	4	0
1/3	at Denver	1	1	0	0	0.0	0	0
SEASON TOTALS		16	4	1	4	4.0	4	0

JOHNSON'S 2014 Game-by-Game Statistics

Date	Opponent	GP	GS	Rec	Yds	Avg	Lg	TD
9/8	at Arizona	1	0	0	0	0.0	0	0
9/14	SEATTLE	1	0	0	0	0.0	0	0
9/21	at Buffalo	1	0	0	0	0.0	0	0
9/28	JACKSONVILLE	INACTIVE						
10/5	N.Y. JETS	1	0	0	0	0.0	0	0
10/12	at Oakland	1	0	0	0	0.0	0	0
10/19	KANSAS CITY	1	0	0	0	0.0	0	0
10/23	at Denver	1	0	0	0	0.0	0	0
11/2	at Miami	1	0	0	0	0.0	0	0
11/16	OAKLAND	1	0	1	4	4.0	4	0
11/23	ST. LOUIS	1	0	0	0	0.0	0	0
11/30	at Baltimore	1	0	0	0	0.0	0	0
12/7	NEW ENGLAND	INACTIVE						
12/14	DENVER	1	1	0	0	0.0	0	0
12/20	at San Francisco	1	1	0	0	0.0	0	0
12/28	at Kansas City	1	1	0	0	0.0	0	0
SEASON TOTALS		14	3	1	4	4.0	0	0

JOHNSON'S 2013 Game-by-Game Statistics

Date	Opponent	GP	GS	Rec	Yds	Avg	Lg	TD
9/8	TENNESSEE	1	0	1	11	11.0	11	0
9/16	at Cincinnati	1	0	0	0	0.0	0	0
9/22	CHICAGO	1	0	2	51	25.5	32	0
9/29	vs. Minnesota	1	1	1	8	8.0	8	0
10/13	at N.Y. Jets	1	1	0	0	0.0	0	0
10/15	SEASON	RESERVE/INJURED LIST						
SEASON TOTALS		5	2	4	70	17.5	32	0

JOHNSON'S 2011 Game-by-Game Statistics

Date	Opponent	GP	GS	Rec	Yds	Avg	Lg	TD
9/11	at Baltimore	1	1	0	0	0.0	0	0
9/18	SEATTLE	1	1	0	0	0.0	0	0
9/25	at Indianapolis	1	1	1	3	3.0	3	0
10/2	at Houston	1	1	1	6	6.0	6	0
10/9	TENNESSEE	1	1	2	5	2.5	4	1
10/16	JACKSONVILLE	1	1	0	0	0.0	0	0
10/23	at Arizona	1	1	0	0	0.0	0	0
10/30	NEW ENGLAND	1	1	1	7	7.0	7	0
11/6	BALTIMORE	1	1	1	25	25.0	25	0
11/13	at Cincinnati	1	1	1	6	6.0	6	0
11/27	at Kansas City	1	1	0	0	0.0	0	0
12/4	CINCINNATI	1	1	1	9	9.0	9	0
12/8	CLEVELAND	1	1	2	22	11.0	16	0
12/19	at San Francisco	1	1	0	0	0.0	0	0
12/24	ST. LOUIS	1	1	1	2	2.0	2	0
1/1	at Cleveland	1	1	1	6	6.0	6	0
SEASON TOTALS		16	16	12	91	7.6	25	1

POSTSEASON

1/8	at Denver	1	1	0	0	0.0	0	0
POSTSEASON TOTALS		1	1	0	0	0.0	0	0

JOHNSON'S 2010 Game-by-Game Statistics

Date	Opponent	GP	GS	Rec	Yds	Avg	Lg	TD
9/12	ATLANTA	1	0	0	0	0.0	0	0
9/19	at Tennessee	1	0	0	0	0.0	0	0
9/26	at Tampa Bay	1	0	0	0	0.0	0	0
10/3	BALTIMORE	1	0	0	0	0.0	0	0
10/17	CLEVELAND	1	0	0	0	0.0	0	0
10/24	at Miami	1	0	0	0	0.0	0	0
10/31	at New Orleans	1	0	1	9	9.0	9	0
11/8	at Cincinnati	1	0	0	0	0.0	0	0
11/14	NEW ENGLAND	1	0	0	0	0.0	0	0
11/21	OAKLAND	1	0	0	0	0.0	0	0
11/28	at Buffalo	1	1	0	0	0.0	0	0
12/5	at Baltimore	1	1	3	37	12.3	25	0
12/12	CINCINNATI	1	1	0	0	0.0	0	0
12/19	N.Y. JETS	1	1	0	0	0.0	0	0
12/23	CAROLINA	1	1	0	0	0.0	0	0
1/2	at Cleveland	1	0	0	0	0.0	0	0
SEASON TOTALS		16	5	4	46	11.5	25	0

POSTSEASON

1/15	BALTIMORE	1	1	0	0	0.0	0	0
1/23	N.Y. JETS	1	1	0	0	0.0	0	0
2/6	vs. Green Bay	1	1	0	0	0.0	0	0
POSTSEASON TOTALS		3	3	0	0	0.0	0	0

DAVID JOHNSON

JOHNSON'S 2009 Game-by-Game Statistics

Date	Opponent	GP	GS	Rec	Yds	Avg	Lg	TD
9/10	TENNESSEE	1	0	0	0	0.0	0	0
9/20	at Chicago	1	0	0	0	0.0	0	0
9/27	at Cincinnati	1	1	0	0	0.0	0	0
10/4	SAN DIEGO	INACTIVE						
10/11	at Detroit	1	0	0	0	0.0	0	0
10/18	CLEVELAND	1	1	0	0	0.0	0	0
10/25	MINNESOTA	1	0	1	4	4.0	4	0
11/9	at Denver	1	0	0	0	0.0	0	0
11/15	CINCINNATI	1	0	0	0	0.0	0	0
11/22	at Kansas City	1	0	1	5	5.0	5	0
11/29	at Baltimore	1	1	0	0	0.0	0	0
12/6	OAKLAND	1	0	0	0	0.0	0	0
12/10	at Cleveland	1	0	0	0	0.0	0	0
12/20	GREEN BAY	1	0	0	0	0.0	0	0
12/27	BALTIMORE	1	0	0	0	0.0	0	0
1/3	at Miami	1	0	0	0	0.0	0	0
SEASON TOTALS		15	3	2	9	4.5	5	0

JOHNSON'S Career Totals

Year	Team	GP	GS	Rec	Yds	Avg	Lg	TD
2009	Pittsburgh	15	3	2	9	4.5	5	0
2010	Pittsburgh	16	5	4	46	11.5	25	0
2011	Pittsburgh	16	16	12	91	7.6	25	1
2012	Pittsburgh	RESERVE/INJURED LIST						
2013	Pittsburgh	5	2	4	70	17.5	32	0
2014	San Diego	14	3	1	4	4.0	4	0
2015	San Diego	16	4	1	4	4.0	4	0
2016	Pittsburgh	16	4	7	80	11.4	26	0
NFL TOTALS		98	37	31	304	9.8	32	1
STEELERS TOTALS		68	30	29	296	10.2	32	1

REGULAR-SEASON SINGLE-GAME HIGHS:

Receptions: 3, at Baltimore, 12/5/10; **Yards:** 51, vs. Chicago, 9/22/13; **Long:** 32, vs. Chicago, 9/22/13; **Touchdowns:** 1, vs. Tennessee, 10/9/11.

POSTSEASON

Year	Team	GP	GS	Rec	Yds	Avg	Lg	TD
2010	Pittsburgh	3	3	0	0	0.0	0	0
2011	Pittsburgh	1	1	0	0	0.0	0	0
2016	Pittsburgh	3	1	1	1	1.0	1	0
NFL TOTALS		7	5	1	1	1.0	1	0

**STEVEN JOHNSON** *Linebacker*

HEIGHT: 6-1
 WEIGHT: 237
 COLLEGE: Kansas
 BORN: March 28, 1988
 BIRTHPLACE: Media, Pa.

HOW ACQUIRED: UFA – '16
 (from Tennessee)
 NFL EXPERIENCE: 6th year

PRO [63-7/5-1]: Re-signed a one-year contract with the Steelers on February 15, 2017... signed a one-year contract with the Steelers as an unrestricted free agent (from Tennessee) on March 25, 2016...claimed by the Titans off waivers (from Denver) on September 6, 2015...released by the Broncos on September 5, 2015...re-signed a one-year contract extension with the Broncos on March 10, 2015... originally signed with the Broncos as an undrafted rookie free agent on April 29, 2012.

2016 [6-0/0-0]: Saw action in six games during the regular season...recorded six special teams tackles during the regular season (three 10/23 vs. New England, and one, 10/2 vs. Kansas City, 10/9 vs. N.Y. Jets and 10/16 at Miami)...forced his second career fumble on special teams 10/23 vs. New England...inactive Weeks 1-3...placed on the team's Reserve/Injured List due to an ankle injury on November 15, and missed the remainder of the regular season and postseason.

2015 [16-0] (TEN): Saw action in all 16 regular-season games...totaled a single-season career-high with two fumble recoveries on special teams (one, 10/11 vs. Buffalo and 11/8 at New Orleans)...added seven special teams tackles (two, 11/8 at New Orleans, and one, 9/13 at Tampa Bay, 11/15 vs. Carolina, 11/29 vs. Oakland, 12/6 vs. Jacksonville and 1/3 at Indianapolis).

2014 [14-7/1-1] (DEN): Played in 14 games with a career-high seven starts during the regular season...was inactive due to an ankle injury 10/23 vs. San Diego and 11/2 at New England...recorded single regular-season career-highs in tackles (22) and sacks (0.5), and he tied his single regular-season career-high with 10 special teams tackles (three, 9/21 at Seattle, two, 10/12 at N.Y. Jets, 11/30 at Kansas City and 12/14 at San Diego, and one, 9/14 vs. Kansas City)...added his first career fumble recovery on special teams 10/12 at N.Y. Jets...his first career half-sack came 12/7 vs. Buffalo...started his first postseason contest in the AFC Divisional Playoff 1/11 vs. Indianapolis, where he led the team with six tackles on defense and one tackle on special teams.

2013 [16-0/3-0] (DEN): Saw action in all 16 regular-season games for the first time in his career...totaled seven special teams tackles during the regular season (three, 9/15 at N.Y. Giants, two 11/24 at New England, and one, 9/29 vs. Philadelphia and 12/29 at Oakland)...played in all three postseason contests.

2012 [11-0/1-0] (DEN): Played in 11 games as a rookie...was inactive for five contests...tied for the team lead with a single regular-season career-high 10 special teams tackles (three, 12/16 at Baltimore, two, 12/6 at Oakland and 12/30 vs. Kansas City, and one, 11/4 at Cincinnati, 11/25 at Kansas City and 12/2 vs. Tampa Bay)...became the third Broncos' rookie since 1994 to lead or tie for the team lead in special teams tackles during a single regular season...saw action in the lone postseason contest, recording one special teams tackle in the AFC Divisional Playoff 1/12 vs. Baltimore.

COLLEGE Received an invitation to walk-on at Kansas, and played for the Jayhawks from 2008-11...finished his career with 229 tackles, 6.5 TFLs and 2.0 sacks...led the team in tackles his final two seasons...as a senior, was named a team captain, and he led the Big 12 with 124 tackles, while earning Phil Steele's Midseason All-Big 12 third team honors...majored in economics with a minor in business...prior to playing at Kansas, prepped at Wyoming Seminary (Kingston, Pa.) in 2006...midway through the season, suffered a serious left knee injury that left his football career in doubt.

PERSONAL Attended Strath Haven High School (Wallingford, Pa.)...led the state of Pennsylvania with 123 tackles as a senior...earned all-state and all-county honors, while also being named team defensive MVP as a senior...also competed in basketball and track...in 2014, was honored with the Denver Broncos Community Champion Award...started the Faith Motivated Foundation in 2015...son of Steven Johnson and Jean Wootson.

STEVEN JOHNSON

JOHNSON'S 2016 Game-by-Game Statistics

Date	Opponent	GP	GS	T	AT	TOT	Sacks	Yds	Int/Yds	PD	FF	FR
9/12	at Washington						INACTIVE					
9/18	CINCINNATI						INACTIVE					
9/25	at Philadelphia						INACTIVE					
10/2	KANSAS CITY	1	0	0	0	0	0.0	0.0	0/0	0	0	0
10/9	N.Y. JETS	1	0	0	0	0	0.0	0.0	0/0	0	0	0
10/16	at Miami	1	0	0	0	0	0.0	0.0	0/0	0	0	0
10/23	NEW ENGLAND	1	0	0	0	0	0.0	0.0	0/0	0	0	0
11/6	at Baltimore	1	0	0	0	0	0.0	0.0	0/0	0	0	0
11/13	DALLAS	1	0	0	0	0	0.0	0.0	0/0	0	0	0
11/15	– SEASON						RESERVE/INJURED LIST					
SEASON TOTALS		6	0	0	0	0	0.0	0.0	0/0	0	0	0

JOHNSON'S 2015 Game-by-Game Statistics

Date	Opponent	GP	GS	T	AT	TOT	Sacks	Yds	Int/Yds	PD	FF	FR
9/13	at Tampa Bay	1	0	0	0	0	0.0	0.0	0/0	0	0	0
9/20	at Cleveland	1	0	0	0	0	0.0	0.0	0/0	0	0	0
9/27	INDIANAPOLIS	1	0	0	0	0	0.0	0.0	0/0	0	0	0
10/11	BUFFALO	1	0	0	0	0	0.0	0.0	0/0	0	0	0
10/18	MIAMI	1	0	0	0	0	0.0	0.0	0/0	0	0	0
10/25	ATLANTA	1	0	0	0	0	0.0	0.0	0/0	0	0	0
11/1	at Houston	1	0	0	0	0	0.0	0.0	0/0	0	0	0
11/8	at New Orleans	1	0	0	0	0	0.0	0.0	0/0	0	0	0
11/15	CAROLINA	1	0	0	0	0	0.0	0.0	0/0	0	0	0
11/19	at Jacksonville	1	0	0	0	0	0.0	0.0	0/0	0	0	0
11/29	OAKLAND	1	0	0	0	0	0.0	0.0	0/0	0	0	0
12/6	JACKSONVILLE	1	0	0	0	0	0.0	0.0	0/0	0	0	0
12/13	at N.Y. Jets	1	0	0	0	0	0.0	0.0	0/0	0	0	0
12/20	at New England	1	0	0	0	0	0.0	0.0	0/0	0	0	0
12/27	HOUSTON	1	0	0	0	0	0.0	0.0	0/0	0	0	0
1/3	at Indianapolis	1	0	0	0	0	0.0	0.0	0/0	0	0	0
SEASON TOTALS		16	0	0	0	0	0.0	0.0	0/0	0	0	0

JOHNSON'S 2014 Game-by-Game Statistics

Date	Opponent	GP	GS	T	AT	TOT	Sacks	Yds	Int/Yds	PD	FF	FR
9/7	INDIANAPOLIS	1	0	0	1	1	0.0	0.0	0/0	0	0	0
9/14	KANSAS CITY	1	0	1	0	1	0.0	0.0	0/0	0	0	0
9/21	at Seattle	1	0	0	0	0	0.0	0.0	0/0	0	0	0
10/5	ARIZONA	1	0	0	0	0	0.0	0.0	0/0	0	0	0
10/12	at N.Y. Jets	1	0	0	0	0	0.0	0.0	0/0	0	0	0
10/19	SAN FRANCISCO	1	0	0	0	0	0.0	0.0	0/0	0	0	0
10/23	SAN DIEGO						INACTIVE					
11/2	at New England						INACTIVE					
11/9	at Oakland	1	1	2	0	2	0.0	0.0	0/0	0	0	0
11/16	at St. Louis	1	1	3	3	6	0.0	0.0	0/0	0	0	0
11/23	MIAMI	1	0	0	0	0	0.0	0.0	0/0	0	0	0
11/30	at Kansas City	1	1	2	0	2	0.0	0.0	0/0	0	0	0
12/7	BUFFALO	1	1	1	2	3	0.5	0.5	0/0	0	0	0
12/14	at San Diego	1	1	2	0	2	0.0	0.0	0/0	0	0	0
12/22	at Cincinnati	1	1	1	2	3	0.0	0.0	0/0	0	0	0
12/28	OAKLAND	1	1	1	1	2	0.0	0.0	0/0	0	0	0
SEASON TOTALS		14	7	13	9	22	0.5	0.5	0/0	0	0	0

POSTSEASON

1/11	INDIANAPOLIS	1	1	5	1	6	0.0	0.0	0/0	0	0	0
POSTSEASON TOTALS		1	1	5	1	6	0.0	0.0	0/0	0	0	0

JOHNSON'S 2013 Game-by-Game Statistics

Date	Opponent	GP	GS	T	AT	TOT	Sacks	Yds	Int/Yds	PD	FF	FR
9/5	BALTIMORE	1	0	0	0	0	0.0	0.0	0/0	0	0	0
9/15	at N.Y. GIANTS	1	0	0	0	0	0.0	0.0	0/0	0	0	0
9/23	OAKLAND	1	0	0	0	0	0.0	0.0	0/0	0	0	0
9/29	PHILADELPHIA	1	0	0	0	0	0.0	0.0	0/0	0	0	0
10/6	at Dallas	1	0	0	0	0	0.0	0.0	0/0	0	0	0
10/13	JACKSONVILLE	1	0	0	0	0	0.0	0.0	0/0	0	0	0
10/20	at Indianapolis	1	0	0	0	0	0.0	0.0	0/0	0	0	0
10/27	WASHINGTON	1	0	0	0	0	0.0	0.0	0/0	0	0	0
11/10	at San Diego	1	0	0	0	0	0.0	0.0	0/0	0	0	0
11/17	KANSAS CITY	1	0	1	0	1	0.0	0.0	0/0	0	0	0
11/24	at New England	1	0	0	0	0	0.0	0.0	0/0	0	0	0
12/1	at Kansas City	1	0	0	0	0	0.0	0.0	0/0	0	0	0
12/8	TENNESSEE	1	0	0	0	0	0.0	0.0	0/0	0	0	0
12/12	SAN DIEGO	1	0	0	0	0	0.0	0.0	0/0	0	0	0
12/22	at Houston	1	0	0	0	0	0.0	0.0	0/0	0	0	0
12/29	at Oakland	1	0	0	0	0	0.0	0.0	0/0	0	0	0
SEASON TOTALS		16	0	1	0	1	0.0	0.0	0/0	0	0	0

POSTSEASON

1/12	SAN DIEGO	1	0	0	0	0	0.0	0.0	0/0	0	0	0
1/19	NEW ENGLAND	1	0	0	0	0	0.0	0.0	0/0	0	0	0
2/2	SEATTLE	1	0	0	0	0	0.0	0.0	0/0	0	0	0
POSTSEASON TOTALS		3	0	0	0	0	0.0	0.0	0/0	0	0	0

JOHNSON'S 2012 Game-by-Game Statistics

Date	Opponent	GP	GS	T	AT	TOT	Sacks	Yds	Int/Yds	PD	FF	FR
9/9	PITTSBURGH						INACTIVE					
9/17	at Atlanta	1	0	0	0	0	0.0	0.0	0/0	0	0	0
9/23	HOUSTON						INACTIVE					
9/30	OAKLAND	1	0	0	0	0	0.0	0.0	0/0	0	0	0
10/7	at New England						INACTIVE					
10/15	at San Diego						INACTIVE					
10/28	NEW ORLEANS						INACTIVE					
11/4	at Cincinnati	1	0	0	0	0	0.0	0.0	0/0	0	0	0
11/11	at Carolina	1	0	0	0	0	0.0	0.0	0/0	0	0	0
11/18	SAN DIEGO	1	0	0	0	0	0.0	0.0	0/0	0	0	0
11/25	at Kansas City	1	0	0	0	0	0.0	0.0	0/0	0	0	0
12/2	TAMPA BAY	1	0	0	0	0	0.0	0.0	0/0	0	0	0
12/6	at Oakland	1	0	0	0	0	0.0	0.0	0/0	0	0	0
12/16	at Baltimore	1	0	0	0	0	0.0	0.0	0/0	0	0	0
12/23	CLEVELAND	1	0	0	0	0	0.0	0.0	0/0	0	0	0
12/30	KANSAS CITY	1	0	0	0	0	0.0	0.0	0/0	0	0	0
SEASON TOTALS		11	0	0	0	0	0.0	0.0	0/0	0	0	0

POSTSEASON

1/12	BALTIMORE	1	0	0	0	0	0.0	0.0	0/0	0	0	0
POSTSEASON TOTALS		1	0	0	0	0	0.0	0.0	0/0	0	0	0

JOHNSON'S Career Totals

Year	Team	GP	GS	T	AT	TOT	Sacks	Yds	Int/Yds	PD	FF	FR
2012	Denver	11	0	0	0	0	0.0	0.0	0/0	0	0	0
2013	Denver	16	0	1	0	1	0.0	0.0	0/0	0	0	0
2014	Denver	14	7	13	9	22	0.5	0.5	0/0	0	0	0
2015	Tennessee	16	0	0	0	0	0.0	0.0	0/0	0	0	0
2016	Pittsburgh	6	0	0	0	0	0.0	0.0	0/0	0	0	0
NFL TOTALS		63	7	14	9	23	0.5	0.5	0/0	0	0	0
STEELERS TOTALS		6	0	0	0	0	0.0	0.0	0/0	0	0	0

Career Regular-Season Special Teams Tackles (40): 10 in '12, 7 in '13, 10 in '14, 7 in '15 and 6 in '16.

Additional Statistics: Has two fumble recoveries on special teams (one, 10/11/15 vs. Buffalo and 11/8/15 at New Orleans)Has two career forced fumble on special teams (one, 10/23/16 vs. New England and 12/16/12 at Baltimore)Also blocked a punt and returned it 17 yards for a touchdown 9/29/13 vs. Philadelphia.

STEVEN JOHNSON

JOHNSON'S Career Totals (Continued)

REGULAR-SEASON SINGLE-GAME HIGHS:

Total Tackles: 6, at St. Louis, 11/16/14; **Solo Tackles:** 3, at St. Louis, 11/16/14; **Sacks:** 0.5, vs. Buffalo, 12/7/14; **Sack Yards:** 0.5 vs. Buffalo, 12/7/14; **Interceptions:** N/A; **Interception Yards:** N/A; **Passes Defended:** N/A; **Forced Fumbles:** N/A; **Fumble Recoveries:** N/A; **Special Teams Tackles:** 3, four times, last vs. New England, 10/23/16.

POSTSEASON

Year	Team	GP	GS	T	AT	TOT	Sacks	Yds	Int/Yds	PD	FF	FR
2012	Denver	1	0	0	0	0	0.0	0.0	0/0	0	0	0
2013	Denver	3	0	0	0	0	0.0	0.0	0/0	0	0	0
2014	Denver	1	1	5	1	6	0.0	0.0	0/0	0	0	0
2016	Pittsburgh	RESERVE/INJURED LIST										
NFL TOTALS		5	1	5	1	6	0.0	0.0	0/0	0	0	0
STEELERS TOTALS		0	0	0	0	0	0.0	0.0	0/0	0	0	0

Postseason Special Teams Tackles (2): 1 in '12 and 1 in '14.



3

LANDRY JONES *Quarterback*

HEIGHT: 6-4

HOW ACQUIRED: D4b - '13 (#115)

WEIGHT: 225

NFL EXPERIENCE: 5th year

COLLEGE: Oklahoma

BORN: April 4, 1989

BIRTHPLACE: Artesia, N.M.

PRO **[15-4-1-0]:** Re-signed a two-year contract with the Steelers on March 9, 2017...originally drafted by the Steelers with their second of two selections in the fourth round [115th overall] of the 2013 NFL Draft.

2016 **[8-2/0-0]:** Played in eight games with two starts during the regular season...established single-season career highs in completions [53], completion percentage [61.6], passing yards [558] and passing touchdowns [4].

10/16 at Miami: Saw action in the second quarter due to an injury to QB Ben Roethlisberger.

10/23 vs. New England: Made his third career start...set single-game career highs in attempts [47], completions [29] and passing yards [281]...set a career high for passing yards in any half of a game with 179 in the first half.

1/1 vs. Cleveland: Threw three touchdowns, his first career game with three touchdowns, one of those being the game-winning 26-yarder to WR Cobi Hamilton in overtime.

2015 **[6-2/1-0]:** Saw action for the first time in his career, playing in six regular-season games with two starts...connected on 32-of-55 passes for 513 yards with three touchdowns during the regular season...also made his postseason debut 1/9 at Cincinnati...inactive due to a concussion 9/10 at New England.

10/18 vs. Arizona: Made his NFL debut, filling in at QB for the injured Mike Vick...completed 8-of-12 passes for 168 yards with two touchdowns for a passer rating of 149.3...his 149.3 passer rating is the second-highest for an NFL quarterback in their first career game (min. 10 attempts)...connected with WR Martavis Bryant for both scores, an eight-yarder and an 88-yarder...the 88-yard touchdown is tied for the eighth-longest pass play in team history.

10/25 at Kansas City: Made his first career start.

11/8 vs. Oakland: Came in relief of injured QB Ben Roethlisberger...completed 4-of-6 passes for 79 yards, including a 57-yarder to WR Antonio Brown that set up K Chris Boswell's game-winning field goal...marked his first career fourth quarter/overtime game-winning drive.

11/15 vs. Cleveland: Earned his first career victory...became the eighth Steelers' QB to earn a win in his first career home start since 1970...started but left the game early in the first quarter due to a left ankle injury and did not return.

11/29 at Seattle: Saw action at QB when Roethlisberger was taken to the locker room to go through NFL Concussion Protocol.

AFC Wild Card Game 1/9 at Cincinnati: Saw action at QB when Roethlisberger left the game to be evaluated for a right shoulder injury.

2014 **[0-0/0-0]:** Inactive for all 16 games during the regular season and the lone postseason contest.

2013 **[0-0]:** Inactive for all 16 games.

COLLEGE Started 50-of-52 games at Oklahoma (2009-12), setting the school position record with 48 consecutive starts...shattered school and Big 12 Conference career-records and placed himself high on the NCAA Football Bowl Subdivision record charts with 1,388 completions of 2,183 passes (63.58%) for 16,646 yards with 123 touchdowns...added three rushing touchdowns...amassed 16,271 yards of total offense and was responsible for 126 touchdowns...his passing yardage total ranked third in NCAA annals at the time he left Oklahoma...his 123 are the most in school history...his 16,271 yards of total offense ranked third in college football history at the time of his departure...his 2,315 total plays and his 2,183 pass attempts are Big 12 records...his 1,388 pass completions bettered the previous school career record and rank second in Big 12 history...in 2012, earned All-Big 12 Conference second-team accolades

LANDRY JONES

from the Associated Press and The NFL Draft Report, in addition to being named an honorable mention by the league's coaches...was an All-Big 12 first-team pick by The NFL Draft Report in 2011...in 2010, won the Sammy Baugh Award, while earning honorable mention All-American honors from *Sports Illustrated*...also in 2010, was an All-Big 12 Conference first-team pick by the *Dallas Morning News* and *Kansas City Star*, and he earned All-Big 12 second-team accolades from the Associated Press...was also named the Fiesta Bowl Offensive Player of the Game in 2010...in 2009, was named to The NFL Draft Report's Freshman All-American team and he finished third in the voting by the league's coaches for Big 12 Conference Freshman of the Year...majored in multidisciplinary studies.

Class 4A State Championships, throwing for a combined 7,013 yards with 89 touchdowns...as a senior, earned EA Sports and Parade All-American honors, in addition to being a finalist for the Joe Montana Quarterback of the Year Award, given to the nation's best prep passer...selected as New Mexico Gatorade Player of the Year in 2007, when he threw for 3,850 yards with 44 touchdowns...as a junior, the All-State selection threw for 3,432 yards with 45 touchdowns, while also rushing for 294 yards and nine touchdowns in 2006...finished his high school career by starring in the Under Armour ESPN All-American game...son of Kellye and Kevin Jones...his wife, Whitney, was a former guard for the Oklahoma Sooners women's basketball team and was drafted by the San Antonio Silver Stars with the 32nd overall pick in the 2013 WNBA Draft...she's the high school women's basketball coach for Seton-LaSalle in Pittsburgh...the couple has one son, Zeke...Full name: Matthew Landry Jones.

PERSONAL Attended Artesia High School (Artesia, N.M.)...led his team to consecutive

JONES' 2016 Game-by-Game Statistics

Year	Team	GP	GS	Att	Cmp	Pct	Yds	Yds/Att	TD	Int	Lg	Sk	Lst	Rtg
9/12	at Washington						0	0.0	0	0	0	0	0	0.0
9/18	CINCINNATI						0	0.0	0	0	0	0	0	0.0
9/25	at Philadelphia						0	0.0	0	0	0	0	0	0.0
10/2	KANSAS CITY	1	0	0	0	0.0	0	0.0	0	0	0	0	0	0.0
10/9	N.Y. JETS	1	0	0	0	0.0	0	0.0	0	0	0	0	0	0.0
10/16	at Miami	1	0	1	0	0.0	0	0.0	0	0	0	0	0	39.6
10/23	NEW ENGLAND	1	1	47	29	61.7	281	6.0	1	1	51	0	0	76.6
11/6	at Baltimore						0	0.0	0	0	0	0	0	0.0
11/13	DALLAS	1	0	0	0	0.0	0	0.0	0	0	0	0	0	0.0
11/20	at Cleveland						0	0.0	0	0	0	0	0	0.0
11/24	at Indianapolis	1	0	1	0	0.0	0	0.0	0	0	0	0	0	39.6
12/4	N.Y. GIANTS	1	0	0	0	0.0	0	0.0	0	0	0	0	0	0.0
12/11	at Buffalo						0	0.0	0	0	0	0	0	0.0
12/18	at Cincinnati						0	0.0	0	0	0	0	0	0.0
12/25	BALTIMORE						0	0.0	0	0	0	0	0	0.0
1/1	CLEVELAND	1	1	37	24	64.9	277	7.5	3	1	46	4	34	103.1
SEASON TOTALS		8	2	86	53	61.6	558	6.5	4	2	51	4	34	86.3

POSTSEASON

1/8	MIAMI						0	0.0	0	0	0	0	0	0.0
1/15	at Kansas City						0	0.0	0	0	0	0	0	0.0
1/22	at New England						0	0.0	0	0	0	0	0	0.0
POSTSEASON TOTALS		0	0	0	0	0.0	0	0.0	0	0	0	0	0	0.0

JONES' 2015 Game-by-Game Statistics

Year	Team	GP	GS	Att	Cmp	Pct	Yds	Yds/Att	TD	Int	Lg	Sk	Lst	Rtg
9/10	at New England						0	0.0	0	0	0	0	0	0.0
9/20	SAN FRANCISCO						0	0.0	0	0	0	0	0	0.0
9/27	at St. Louis						0	0.0	0	0	0	0	0	0.0
10/1	BALTIMORE						0	0.0	0	0	0	0	0	0.0
10/12	at San Diego						0	0.0	0	0	0	0	0	0.0
10/18	ARIZONA	1	0	12	8	75.0	168	14.0	2	0	88t	0	0	149.3
10/25	at Kansas City	1	1	29	16	55.2	209	7.2	1	2	41	2	17	60.8
11/1	CINCINNATI						0	0.0	0	0	0	0	0	0.0

LANDRY JONES

JONES' 2015 Game-by-Game Statistics (Continued)

Year	Team	GP	GS	Att	Cmp	Pct	Yds	Yds/Att	TD	Int	Lg	Sk	Lst	Rtg
11/8	OAKLAND	1	0	6	4	66.7	79	13.7	0	0	57	0	0	109.7
11/15	CLEVELAND	1	1	4	3	75.0	23	5.8	0	0	10	0	0	88.5
11/29	at Seattle	1	0	4	1	25.0	34	8.5	0	2	34	0	0	22.9
12/6	INDIANAPOLIS	1	0	0	0	0.0	0	0.0	0	0	0	0	0	0.0
12/13	at Cincinnati	1	0	0	0	0.0	0	0.0	0	0	0	0	0	0.0
12/20	DENVER	DID NOT PLAY												
12/27	at Baltimore	DID NOT PLAY												
1/3	at Cleveland	DID NOT PLAY												
SEASON TOTALS		6	2	55	32	58.2	513	9.3	3	4	88t	2	17	77.3

POSTSEASON

1/9	at Cincinnati	1	0	5	2	40.0	11	2.2	0	1	7	1	11	8.3
1/17	at Denver	DID NOT PLAY												
SEASON TOTALS		1	0	5	2	40.0	11	2.2	0	1	7	1	11	8.3

JONES' 2014 Game-by-Game Statistics

Year	Team	GP	GS	Att	Cmp	Pct	Yds	Yds/Att	TD	Int	Lg	Sk	Lst	Rtg
2014 SEASON		INACTIVE												
SEASON TOTALS		0	0	0	0	0.0	0	0.0	0	0	0	0	0	0.0

POSTSEASON

1/3	BALTIMORE	INACTIVE												
POSTSEASON TOTALS		0	0	0	0	0.0	0	0.0	0	0	0	0	0	0.0

JONES' 2013 Game-by-Game Statistics

Year	Team	GP	GS	Att	Cmp	Pct	Yds	Yds/Att	TD	Int	Lg	Sk	Lst	Rtg
2013 SEASON		INACTIVE												
SEASON TOTALS		0	0	0	0	0.0	0	0.0	0	0	0	0	0	0.0

JONES' Career Totals

REGULAR SEASON

Year	Team	GP	GS	Att	Cmp	Pct	Yds	Yds/Att	TD	Int	Lg	Sk	Lst	Rtg
2013	Pittsburgh	0	0	0	0	0.0	0	0.0	0	0	0	0	0	0.0
2014	Pittsburgh	0	0	0	0	0.0	0	0.0	0	0	0	0	0	0.0
2015	Pittsburgh	6	2	55	32	58.2	513	9.3	3	4	88t	2	17	77.3
2016	Pittsburgh	8	2	86	53	61.6	558	6.5	4	2	51	4	34	86.3
NFL TOTALS		15	4	141	85	60.3	1,071	7.6	7	6	88t	6	51	82.8

Career Record as a Starter: 2-2 (.500); 1-1 (.500) in '15 and 1-1 (.500) in '16.

REGULAR-SEASON SINGLE-GAME HIGHS:

Attempts: 47, vs. New England, 10/23/16; Completions: 29, vs. New England, 10/23/16; Completion Percentage (Min. 15 Att.): 61.7, vs. New England, 10/23/16; Passing Yards: 281, vs. New England, 10/23/16; Yards/Attempt (Min. 10 Att.): 14.0, vs. Arizona, 10/18/15; Touchdowns: 3, vs. Cleveland, 1/1/17; Interceptions: 2, twice, last at Seattle, 11/29/15; Long: 88t, vs. Arizona, 10/18/15; QB Rating: 149.3, vs. Arizona, 10/18/15.

POSTSEASON

Year	Team	GP	GS	Att	Cmp	Pct	Yds	Yds/Att	TD	Int	Lg	Sk	Lst	Rtg
2014	Pittsburgh	INACTIVE												
2015	Pittsburgh	1	0	5	2	40.0	11	2.2	0	1	7	1	11	8.3
2016	Pittsburgh	DID NOT PLAY												
NFL TOTALS		1	0	5	2	40.0	11	2.2	0	1	7	1	11	8.3


JONES' CAREER RUSHING TOTALS

REGULAR SEASON

Year	Team	Att	Yds	Avg	Lg	TD
2013	Pittsburgh	0	0	0.0	0	0
2014	Pittsburgh	0	0	0.0	0	0
2015	Pittsburgh	5	-5	-1.0	-1	0
2016	Pittsburgh	6	-4	-0.7	0	0
NFL TOTALS		11	-9	-0.8	0	0

POSTSEASON

Year	Team	Att	Yds	Avg	Lg	TD
2014	Pittsburgh	INACTIVE				
2015	Pittsburgh	0	0	0.0	0	0
2016	Pittsburgh	DID NOT PLAY				
NFL TOTALS		0	0	0.0	0	0



44

TYLER MATAKEVICH *Linebacker*

HEIGHT: 6-1

WEIGHT: 235

COLLEGE: Temple

BORN: Dec. 22, 1992

BIRTHPLACE: Stratford, Conn.

HOW ACQUIRED: D7b - '16 (#246)

NFL EXPERIENCE: 2nd year

PRO [16-0/3-0]: Drafted by the Steelers as the team's second of two seventh round selections (246th overall) of the 2016 NFL Draft.

2016 [16-0/3-0]: Played in all 16 games during the regular season...played mainly on special teams but saw action 10/16 at Miami, where he totaled a team-best eight tackles...recorded a team-best 12 special teams tackles during the regular season [two, 11/13 vs. Dallas, 12/25 vs. Baltimore and 1/1 vs. Cleveland, and one, 9/18 vs. Cincinnati, 10/16 vs. Miami, 10/23 vs. New England, 11/20 at Cleveland, 11/24 at Indianapolis and 12/11 at Buffalo]...saw action in all three postseason contests, recording one tackle on special teams (AFC Divisional Playoff 1/15 at Kansas City).

COLLEGE Was a four-year letter winner at Temple (2012-15), where he became the program's all-time leading tackler with 493 takedowns...became the first Temple defensive player to earn first-team All-America honors and the first Owl at any position since 1986 (Paul Palmer)...was the recipient of the Chuck Bednarik Award and Bronko Nargurski Trophy, given to the nation's most outstanding defensive player in 2015...was named first-team all-conference in three straight seasons (2013-15), and earned

second-team all-conference honors as a freshman in 2012...in 2015, was the only player in FBS to lead his team in tackles in every game, eclipsing the 100-tackle plateau for the fourth season, just the seventh player in NCAA history to accomplish the feat...was only one of two players to be a three-time captain in Temple history...he led the AAC with 88 solo tackles in 2014...in 2013, led the NCAA with 8.8 solo tackles per game, and finished second in the NCAA with 11.4 total tackles per game...became the first freshman in program history to record 100 tackles in 2013, as he earned Big East Rookie of the Year honors...earned his degree in adult & organizational development.

PERSONAL Attended St. Joseph's High School (Trumbull, Conn.)...was a 2011 all-state honoree at linebacker, helping the Cadets to a 10-2 record in his senior season while capturing back-to-back state championship titles...was named 2010 Connecticut Post Male Athlete of the Year...set the school record for touchdowns in a game with five vs. Trumbull as a junior...also played baseball, leading the team as a junior with a .372 batting average, 32 RBIs and five homeruns...prepped one season at Milford Academy in 2011, where he earned all-state honors...son of Kim and David Matakevich...Full name: Tyler John Matakevich.

MATAKEVICH'S 2016 Game-by-Game Statistics

Date	Opponent	GP	GS	T	AT	TOT	Sacks	Yds	Int/Yds	PD	FF	FR
9/12	at Washington	1	0	0	0	0	0.0	0.0	0/0	0	0	0
9/18	CINCINNATI	1	0	0	0	0	0.0	0.0	0/0	0	0	0
9/25	at Philadelphia	1	0	0	0	0	0.0	0.0	0/0	0	0	0
10/2	KANSAS CITY	1	0	0	0	0	0.0	0.0	0/0	0	0	0
10/9	N.Y. JETS	1	0	0	0	0	0.0	0.0	0/0	0	0	0
10/16	at Miami	1	0	6	2	8	0.0	0.0	0/0	0	0	0
10/23	NEW ENGLAND	1	0	0	0	0	0.0	0.0	0/0	0	0	0
11/6	at Baltimore	1	0	0	0	0	0.0	0.0	0/0	0	0	0
11/13	DALLAS	1	0	0	0	0	0.0	0.0	0/0	0	0	0
11/20	at Cleveland	1	0	0	0	0	0.0	0.0	0/0	0	0	0
11/24	at Indianapolis	1	0	0	0	0	0.0	0.0	0/0	0	0	0
12/4	N.Y. GIANTS	1	0	0	0	0	0.0	0.0	0/0	0	0	0
12/11	at Buffalo	1	0	0	0	0	0.0	0.0	0/0	0	0	0
12/18	at Cincinnati	1	0	0	0	0	0.0	0.0	0/0	0	0	0
12/25	BALTIMORE	1	0	0	0	0	0.0	0.0	0/0	0	0	0
1/1	CLEVELAND	1	0	0	0	0	0.0	0.0	0/0	0	0	0
NFL TOTALS		16	0	6	2	8	0.0	0.0	0/0	0	0	0

MATAKEVICH'S 2016 Game-by-Game Statistics (Continued)**POSTSEASON**

Date	Opponent	GP	GS	T	AT	TOT	Sacks	Yds	Int/Yds	PD	FF	FR
1/8	MIAMI	1	0	0	0	0	0.0	0.0	0/0	0	0	0
1/15	at Kansas City	1	0	0	0	0	0.0	0.0	0/0	0	0	0
1/22	at New England	1	0	0	0	0	0.0	0.0	0/0	0	0	0
NFL TOTALS		3	0	0	0	0	0.0	0.0	0/0	0	0	0

Career Regular-Season Special Teams Tackles (12): 12 in '16.

Career Postseason Special Teams Tackles (1): 1 in '16.



62

MIKE MATTHEWS *Center*

HEIGHT: 6-2

HOW ACQUIRED: FA – '17

WEIGHT: 300

NFL EXPERIENCE: 1st year

COLLEGE: Texas A&M

BORN: January 27, 1994

BIRTHPLACE: Sugar Land, Texas

PRO

[0-0/0-0]: Signed by the Steelers on February 14, 2017...released by the Browns on September 3, 2016...originally signed with the Browns as an undrafted rookie free agent on May 5, 2016.

PERSONAL

Attended Elkins High School (Missouri City, Texas)...received all-state and All-America honors as a senior in 2011...was a two-time all-district honoree...son of Carrie and Pro Football Hall of Famer Bruce Matthews.

2016

[0-0]: Not on an NFL roster.

COLLEGE

Started 36-of-43 career games at Texas A&M (2012-15)...in 2014 and 2015, he was named to the Rimington Trophy watch list...he was named weight room offseason MVP as a sophomore in 2013...majored in university studies.



95

JOHNNY MAXEY *Defensive End*

HEIGHT: 6-5

WEIGHT: 283

COLLEGE: Mars Hill

BORN: Oct. 19, 1993

BIRTHPLACE: Columbia, S.C.

HOW ACQUIRED: UDFA - '16

NFL EXPERIENCE: 1st year

PRO (2-0/1-0): Promoted to the Steelers' active roster from the practice squad on December 24, 2017...signed to the Steelers' practice squad on September 4, 2016...released by the Steelers on September 3, 2016...originally signed with the Steelers as an undrafted rookie free agent on May 1, 2016.

2016 (2-0/1-0): Saw action in two-regular season games after being promoted to the active roster from the practice squad on December 24...also saw action in one postseason contest.

COLLEGE Played in 35 games at Mars Hill University (2012-15), where he recorded

205 tackles, 23.0 TFLs and 14.0 sacks...led the defense with 3.0 sacks, and his 82 tackles and 7.5 TFLs were second-most on the team as a senior in 2015...earned All-SAC second team honors, as well as first team All-Super Region II by Don Hansen's Gazette and third team defense for the 2015 Don Hansen NCAA Division II All-America Team as a senior in 2015...majored in broadcast journalism.

PERSONAL Attended Richland Northeast High School (Columbia, S.C.)...as a senior in 2011, totaled 54 tackles, 7.0 TFLs, one sack and one forced fumble.

MAXEY'S 2016 Game-by-Game Statistics

Date	Opponent	GP	GS	T	AT	TOT	Sacks	Yds	Int/Yds	PD	FF	FR
9/3 - 12/23												
PRACTICE SQUAD												
12/25	BALTIMORE	1	0	0	0	0	0.0	0.0	0/0	0	0	0
1/1	CLEVELAND	1	0	1	0	1	0.0	0.0	0/0	0	0	0
NFL TOTALS		2	0	1	0	1	0.0	0.0	0/0	0	0	0
POSTSEASON												
1/8	MIAMI	1	0	0	0	0	0.0	0.0	0/0	0	0	0
1/15	at Kansas City	DID NOT PLAY										
1/22	at New England	INACTIVE										
NFL TOTALS		1	0	0	0	0	0.0	0.0	0/0	0	0	0

**DANIEL MCCULLERS** *Defensive Tackle*

HEIGHT: 6-7

WEIGHT: 352

COLLEGE: Tennessee

BORN: Aug. 11, 1992

BIRTHPLACE: Raleigh, N.C.

HOW ACQUIRED: D6b - '14 (#215)

NFL EXPERIENCE: 4th year

PRO [37-1/6-0]: Drafted by the Steelers with the team's second of two sixth round selections (215th overall) of the 2014 NFL Draft.

2016 [16-1/3-0]: Saw action in all 16 regular-season games for the first time in his career...also made his first career start (12/11 at Buffalo) during the regular season...saw action in all three postseason games.

10/16 at Miami: Blocked a field goal, the first career block of his career...marked the first blocked field goal by Pittsburgh since Cameron Heyward in 2015 (11/1 vs. Cincinnati).

1/1 vs. Cleveland: Recorded his first career full sack, taking down QB Robert Griffin III...added a career-high five tackles.

2015 [12-0/2-0]: Appeared in 12 regular-season games...inactive due to a knee injury 9/27 at St. Louis and 10/1 vs. Baltimore...inactive 10/12 at San Diego...dressed but did not play 11/29 at Seattle...played in both postseason contests.

12/13 at Cincinnati: Recorded the first half-sack of his career that he split with LB Vince Williams.

2014 [9-0/1-0]: Saw action in nine games during the regular season, and he made his post-season debut in the AFC Wild Card Game 1/3 vs. Baltimore...inactive Weeks 1-6 and 9.

COLLEGE Started 19-of-24 games at Tennessee (2012-13), recording 72 tackles, 10.0 TFLs, 1.5 sacks, six quarterback pressures, one fumble recovery, one forced fumble, two pass breakups and two blocked kicks...also attended Georgia Military College, starting 14-of-18 games (2010-11), where he recorded 64 tackles, 16.0 TFLs, 5.0 sacks and one forced fumble...while at Tennessee, received All-SEC third-team honors from The NFL Draft Report in 2013...in his final season at Georgia Military College in 2011, he received a four-star rating from *Rivals.com*, as that recruiting service regarded him as the best defensive tackle and sixth-best overall junior college player in the country...majored in arts & sciences.

PERSONAL Attended Southeast Raleigh High School (Garner, N.C.)...was a three-time all-conference selection that helped lead his team to a 10-3 record as a senior in 2009...also earned second team all-state honors as a senior after recording 29 tackles and 5.0 sacks...posted a strong junior campaign in 2008 with 55 tackles and 4.0 sacks...son of Donnie McCullers...Full name: Daniel Ray McCullers-Sanders.

MCCULLERS' 2016 Game-by-Game Statistics

Date	Opponent	GP	GS	T	AT	TOT	Sacks	Yds	Int/Yds	PD	FF	FR
9/12	at Washington	1	0	0	0	0	0.0	0.0	0/0	0	0	0
9/18	CINCINNATI	1	0	1	0	1	0.0	0.0	0/0	0	0	0
9/25	at Philadelphia	1	0	0	0	0	0.0	0.0	0/0	0	0	0
10/2	KANSAS CITY	1	0	0	1	1	0.0	0.0	0/0	0	0	0
10/9	N.Y. JETS	1	0	0	0	0	0.0	0.0	0/0	0	0	0
10/16	at Miami	1	0	0	1	1	0.0	0.0	0/0	0	0	0
10/23	NEW ENGLAND	1	0	0	0	0	0.0	0.0	0/0	0	0	0
11/6	at Baltimore	1	0	1	1	2	0.0	0.0	0/0	0	0	0
11/13	DALLAS	1	0	2	0	2	0.0	0.0	0/0	0	0	0
11/20	at Cleveland	1	0	0	1	1	0.0	0.0	0/0	1	0	0
11/24	at Indianapolis	1	0	0	0	0	0.0	0.0	0/0	0	0	0
12/4	N.Y. GIANTS	1	0	0	0	0	0.0	0.0	0/0	0	0	0
12/11	at Buffalo	1	1	0	0	0	0.0	0.0	0/0	0	0	0
12/18	at Cincinnati	1	0	2	1	3	0.0	0.0	0/0	0	0	0
12/25	BALTIMORE	1	0	1	0	1	0.0	0.0	0/0	0	0	0
1/1	CLEVELAND	1	0	3	2	5	1.0	8.0	0/0	0	0	0
SEASON TOTALS		16	1	10	7	17	1.0	8.0	0/0	1	0	0

MCCULLERS' 2016 Game-by-Game Statistics (Continued)

POSTSEASON

Date	Opponent	GP	GS	T	AT	TOT	Sacks	Yds	Int/Yds	PD	FF	FR
1/8	MIAMI	1	0	0	0	0	0.0	0.0	0/0	0	0	0
1/15	at Kansas City	1	0	0	0	0	0.0	0.0	0/0	0	0	0
1/22	at New England	1	0	0	0	0	0.0	0.0	0/0	0	0	0
POSTSEASON TOTALS		3	0	0	0	0	0.0	0.0	0/0	0	0	0

MCCULLERS' 2015 Game-by-Game Statistics

Date	Opponent	GP	GS	T	AT	TOT	Sacks	Yds	Int/Yds	PD	FF	FR
9/10	at New England	1	0	1	0	1	0.0	0.0	0/0	0	0	0
9/20	SAN FRANCISCO	1	0	0	1	1	0.0	0.0	0/0	0	0	0
9/27	at St. Louis						INACTIVE					
10/1	BALTIMORE						INACTIVE					
10/12	at San Diego						INACTIVE					
10/18	ARIZONA	1	0	0	0	0	0.0	0.0	0/0	0	0	0
10/25	at Kansas City	1	0	0	1	1	0.0	0.0	0/0	0	0	0
11/1	CINCINNATI	1	0	2	0	2	0.0	0.0	0/0	0	0	0
11/8	OAKLAND	1	0	0	0	0	0.0	0.0	0/0	0	0	0
11/15	CLEVELAND	1	0	0	1	1	0.0	0.0	0/0	0	0	0
11/29	at Seattle						DID NOT PLAY					
12/6	INDIANAPOLIS	1	0	0	0	0	0.0	0.0	0/0	0	0	0
12/13	at Cincinnati	1	0	1	1	2	0.5	3.0	0/0	0	0	0
12/20	DENVER	1	0	0	0	0	0.0	0.0	0/0	0	0	0
12/27	at Baltimore	1	0	0	0	0	0.0	0.0	0/0	0	0	0
1/3	at Cleveland	1	0	0	0	0	0.0	0.0	0/0	0	0	0
SEASON TOTALS		12	0	4	4	8	0.5	3.0	0/0	0	0	0

POSTSEASON

1/9	at Cincinnati	1	0	0	0	0	0.0	0.0	0/0	0	0	0
1/17	at Denver	1	0	0	0	0	0.0	0.0	0/0	0	0	0
POSTSEASON TOTALS		2	0	0	0	0	0.0	0.0	0/0	0	0	0

MCCULLERS' 2014 Game-by-Game Statistics

Date	Opponent	GP	GS	T	AT	TOT	Sacks	Yds	Int/Yds	PD	FF	FR
9/7	CLEVELAND						INACTIVE					
9/11	at Baltimore						INACTIVE					
9/21	at Carolina						INACTIVE					
9/28	TAMPA BAY						INACTIVE					
10/5	at Jacksonville						INACTIVE					
10/12	at Cleveland						INACTIVE					
10/20	HOUSTON	1	0	0	0	0	0.0	0.0	0/0	0	0	0
10/26	INDIANAPOLIS	1	0	1	0	1	0.0	0.0	0/0	0	0	0
11/2	BALTIMORE						INACTIVE					
11/9	at N.Y. Jets	1	0	0	0	0	0.0	0.0	0/0	0	0	0
11/17	at Tennessee	1	0	0	0	0	0.0	0.0	0/0	0	0	0
11/30	NEW ORLEANS	1	0	0	0	0	0.0	0.0	0/0	0	0	0
12/7	at Cincinnati	1	0	0	0	0	0.0	0.0	0/0	0	0	0
12/14	at Atlanta	1	0	0	0	0	0.0	0.0	0/0	0	0	0
12/21	KANSAS CITY	1	0	0	0	0	0.0	0.0	0/0	0	0	0
12/28	CINCINNATI	1	0	0	1	1	0.0	0.0	0/0	0	0	0
SEASON TOTALS		9	0	1	1	2	0.0	0.0	0/0	0	0	0

POSTSEASON

1/3	BALTIMORE	1	0	0	1	1	0.0	0.0	0/0	0	0	0
POSTSEASON TOTALS		1	0	0	1	1	0.0	0.0	0/0	0	0	0

DANIEL MCCULLERS**MCCULLERS' Career Totals****REGULAR SEASON**

Year	Team	GP	GS	T	AT	TOT	Sacks	Yds	Int/Yds	PD	FF	FR
2014	Pittsburgh	9	0	1	1	2	0.0	0.0	0/0	0	0	0
2015	Pittsburgh	12	0	4	4	8	0.5	3.0	0/0	0	0	0
2016	Pittsburgh	16	1	10	7	17	1.0	8.0	0/0	1	0	0
NFL TOTALS		37	1	15	12	27	1.5	11.0	0/0	1	0	0

POSTSEASON

Year	Team	GP	GS	T	AT	TOT	Sacks	Yds	Int/Yds	PD	FF	FR
2014	Pittsburgh	1	0	0	1	1	0.0	0.0	0/0	0	0	0
2015	Pittsburgh	2	0	0	0	0	0.0	0.0	0/0	0	0	0
2016	Pittsburgh	3	0	0	0	0	0.0	0.0	0/0	0	0	0
NFL TOTALS		6	0	0	1	1	0.0	0.0	0/0	0	0	0

**BRIAN MIHALIK** *Offensive Tackle*

HEIGHT: 6-9

HOW ACQUIRED: FA - '16

WEIGHT: 302

NFL EXPERIENCE: 2nd year

COLLEGE: Boston College

BORN: Aug. 21, 1992

BIRTHPLACE: Avon Lake, Ohio

PRO

[0-0/0-0]: Signed to the Steelers' active roster from the Detroit Lions' practice squad on October 18, 2016...signed to the Lions' practice squad on October 11, 2016...released by the lions on October 8, 2016...signed by the Lions on October 6, 2016...Waived/Injured by the Steelers on August 19, 2016...signed a Reserve/Future Contract with the Steelers on January 20, 2016...released from the Philadelphia Eagles' practice squad on September 16, 2015...added to the Eagles' practice squad on September 6, 2015...released by the Eagles on September 5, 2015...originally drafted by the Eagles in the seventh round (237th overall) of the 2015 NFL Draft.

2016

[0-0/0-0] (DET/PIT): Spent time on the Lions' practice squad before being signed to the Steelers' active roster on October 18...did not see any action for the Steelers for the remainder of the regular season and postseason.

2015

[0-0] (PHI): Spent time on the Eagles' practice squad.

COLLEGE

Appeared in 44 games for Boston College (2011-14), finishing his career with 86 tackles, 16.0 TFLs, 8.5 sacks, three forced fumbles, one interception and eight passes defended...started all 13 games as a senior in 2014 and set a career-high in tackles (31) and a career-high in sacks (4.5), which led the team...majored in marketing in the Carroll School of Management.

PERSONAL

Attended Avon Lake High School (Avon Lake, Ohio), seeing action on the defensive line and at tight end...registered 13.0 sacks as a senior in 2010 and scored two defensive touchdowns, returning an interception and a fumble for a score...earned All-Ohio Division II second-team honors and All-Northeast District first-team honors, while also collecting all-county and All-Southwestern Conference first-team accolades as a senior...played in the 66th Annual Ohio North-South Classic in Ohio Stadium...son of John and Michelle Mihalik...his dad played fullback at Boston College and Michelle played volleyball at Edinboro University...Full name: Brian Jeffrey Mihalik.

**KEAVON MILTON** *Offensive Tackle*

HEIGHT: 6-4

WEIGHT: 320

COLLEGE: Louisiana-Monroe

BORN: June 23, 1990

BIRTHPLACE: Canton, Texas

HOW ACQUIRED: FA - '16

NFL EXPERIENCE: 2nd year

PRO

[9-0/0-0]: Signed a Reserve/Future contract with the Steelers on January 24, 2017... signed to the Steelers' practice squad on October 25, 2016...released from the Dallas Cowboys' practice squad on October 18, 2016...signed to the Cowboys' practice squad on September 6, 2016...released by the New England Patriots on August 30, 2016...signed by the Patriots on January 25, 2016...signed to the Patriots' practice squad on November 10, 2015...released by the Seattle Seahawks on September 5, 2015...promoted to the Seahawks' active roster from the practice squad on December 20, 2014...signed to the Seahawks' practice squad on October 29, 2014...released by the Cleveland Browns on August 25, 2014...acquired by the Browns off waivers (from New Orleans) on September 1, 2013...released by the Saints on August 31, 2013...originally signed with the Saints as an undrafted rookie free agent on April 28, 2013.

2016

[0-0/0-0] (DAL/PIT): Spent time on the Cowboys' practice squad before being released...signed to the Steelers' practice squad on October 25, and remained there for the rest of the regular season and postseason.

2015

[0-0/0-0] (NE): Spent time on the Patriots' practice squad.

2014

[1-0/0-0] (SEA): Saw action in one regular-season contest (12/21 at Arizona) and was inactive 12/28 vs. St. Louis...spent time on the Seahawks' practice squad before being promoted to the active roster on December 20.

2013

[8-0] (CLE): Appeared in eight regular-season games for the Browns...inactive 9/22 at Minnesota, 9/29 vs. Cincinnati, 10/13 vs. Detroit, 10/20 at Green Bay, 10/27 at Kansas City, 11/3 vs. Baltimore, 12/8 at New England and 12/15 vs. Chicago.

COLLEGE

Saw the field in 20 career games (2009-12) at Louisiana-Monroe...played both defensive end and tight end during his career...majored in criminal justice.

PERSONAL

Attended Canton High School (Canton, Texas)...was a three-time all-district honoree at three different position during his high school career...son of Kanyama and Stephanie Milton.

MILTON'S Career Totals

Year	Team	GP	GS
2013	Cleveland	8	0
2014	Seattle	1	0
2015	New England	0	0
2016	Dallas/Pittsburgh	0	0
NFL TOTALS		9	0

**MIKE MITCHELL** *Safety*

HEIGHT: 6-1
 WEIGHT: 221
 COLLEGE: Ohio
 BORN: June 10, 1987
 BIRTHPLACE: Fort Thomas, Ky.

HOW ACQUIRED: UFA – '14
 (from Carolina)
 NFL EXPERIENCE: 9th year

PRO [124-71/7-7]: Signed a five-year contract with the Steelers as an unrestricted free agent (from Carolina) on March 12, 2014...signed a one-year contract with the Panthers as an unrestricted free agent (from Oakland) on March 21, 2013...originally selected by the Raiders in the second round (47th overall) of the 2009 NFL Draft.

2016 [16-16/3-3]: Started all 16 regular-season games for the third straight season...entering the 2017 season, has started 62 consecutive regular-season games, which is the fourth-longest active starts streak in the NFL among safeties...started all three postseason contests.

10/9 vs. N.Y. Jets: Totaled a season-high seven tackles.

11/24 at Indianapolis: Picked off QB Scott Tolzien in the fourth quarter...marked his first interception of the season and 10th in his NFL career (fourth as a Steeler)...tied his season-high with seven tackles.

1/1 vs. Cleveland: Recovered a fumble that was forced by LB Jarvis Jones.

AFC Wild Card Game 1/8 vs. Miami: Recorded the first sack and forced fumble in his postseason career.

2015 [16-16/2-2] [PIT]: Made all 16 regular-season starts for the second consecutive year...led the defense with three interceptions during the regular season...totaled a single regular-season career-high 80 tackles, to go along with two forced fumbles and two fumble recoveries...added a career-best nine pass breakups during the regular season...also started both playoff games.

9/10 at New England: Forced a fumble in the second half.

10/18 vs. Arizona: Picked off his first pass as a Steeler late in the fourth quarter in the end zone...also recovered his first fumble as a Steeler.

11/1 vs. Cincinnati: Played in his 100th career game...picked off QB Andy Dalton in the fourth quarter...left

the game in the fourth quarter to go through the NFL Concussion Protocol and did not return.

11/8 vs. Oakland: Forced the seventh fumble of his career...matched a single-season career high in forced fumbles (2013-14).

11/15 vs. Cleveland: Picked off QB Johnny Manziel in the fourth quarter...marked his ninth career interception.

11/29 at Seattle: Led the team with a season-best eight tackles.

12/20 vs. Denver: Recovered a fumble that was forced by Will Allen...marked his second fumble recovery of the season, tying a single-season career-high...marked his fifth career fumble recovery on defense.

2014 [16-16/1-1] [PIT]: Started all 16 games in the regular season and the lone postseason contest...tied a career-high with two forced fumbles on the season...finished second on the team with 70 tackles.

10/12 at Cleveland: Forced a fumble in the fourth quarter that was recovered by CB Cortez Allen.

10/20 vs. Houston: Forced a fumble that was recovered by S Troy Polamalu.

2013 [15-14/1-1] [CAR]: Played in 15 regular-season games with 14 starts...was inactive for the season-opener 9/8 vs. Seattle due to a calf injury...set single-season career-highs in sacks (3.5), interceptions (4) and forced fumbles (2) during the regular season...tied for the team lead in both interceptions and forced fumbles during the regular season...started the team's lone postseason contest.

10/6 at Arizona: Finished with six tackles and one interception.

10/13 at Minnesota: Intercepted a career-high two passes, returning them for a total of 62 yards...both interceptions resulted in Panthers' touchdowns...also added one sack and seven tackles.

MIKE MITCHELL

10/20 vs. St. Louis: Set a season-high with eight tackles...registered a sack for the second consecutive game...set a single-game high with two forced fumbles...the first forced fumble led to K Graham Gano's field goal...his second forced fumble came when Mitchell sacked and stripped QB Kellen Clemens.

11/10 at San Francisco: Registered a half-sack for a four-yard loss.

12/1 vs. Tampa Bay: Intercepted a pass, which led to a Panthers' touchdown.

12/29 at Atlanta: Recorded one sack for an eight-yard loss.

NFC Divisional Playoff 1/12 vs. San Francisco: Started at FS in his postseason debut...finished with five tackles and one pass breakup.

2012

[16-2] [OAK]: Played in all 16 games with two starts...finished with 47 tackles and one sack...added nine special teams tackles (two, 9/10 vs. San Diego, 10/21 vs. Jacksonville and 11/25 at Cincinnati, and one, 11/4 vs. Tampa Bay, 11/18 vs. New Orleans and 12/2 vs. Cleveland).

11/18 at New Orleans: Made his first start of the season at SS...set a single-game career-high with 13 tackles.

12/6 vs. Denver: Registered one sack for a six-yard loss to go along with seven tackles.

12/30 at San Diego: Started at SS...finished with seven tackles.

2011

[13-4] [OAK]: Played in 13 games and made four starts...missed Weeks 1-3 due to a knee injury...recorded 31 tackles, one sack and one interception...added five special teams tackles (three, 10/9 at Houston, and one, 11/20 at Minnesota and 12/11 at Green Bay).

10/2 vs. New England: Registered his first sack of the season in his first appearance of the season.

10/23 vs. Kansas City: Set a season-high with five tackles.

12/11 at Green Bay: Registered one interception.

2010

[16-3] [OAK]: Played in all 16 games with three starts...recorded 51 tackles, one interception and one forced fumble...set a career-high with

two fumble recoveries...added five special teams tackles [one, 10/10 vs. San Diego, 10/17 at San Francisco, 10/24 at Denver, 12/5 at San Diego and 12/19 vs. Denver].

9/26 at Arizona: Made his first career start.

10/10 vs. San Diego: Registered three tackles, one pass breakup and one fumble recovery.

10/24 at Denver: Recorded five tackles, one pass defended and forced his first career fumble, which resulted in a rushing touchdown by RB Darren McFadden.

12/12 at Jacksonville: Registered his first career interception...the ensuing drive resulted in a Raiders' touchdown.

12/26 vs. Indianapolis: Started at S...finished with six tackles and one fumble recovery...his fumble recovery resulted in a field goal.

2009

[16-0] [OAK]: Appeared in all 16 games as a rookie...finished the season with 16 tackles, 1.5 sacks and one fumble recovery...also contributed three special teams tackles (one, 9/14 vs. San Diego, 11/1 at San Diego and 12/20 at Denver).

9/14 vs. San Diego: Made his NFL debut.

9/20 at Kansas City: Recovered his first career fumble on special teams.

9/27 vs. Denver: Set a season-high with three tackles, and he recovered his first career fumble on defense.

12/13 vs. Washington: Recorded his first career sack, resulting in a 13-yard loss.

COLLEGE

Played in 45 games and made 30 starts in four seasons at Ohio (2005-08)...totaled 213 tackles, 14.5 TFLs, 3.0 sacks, seven interceptions, 20 pass breakups and five forced fumbles...finished his career tied for eighth in school history with 140 interception return yards...recorded single-season career highs in interceptions (3) and forced fumbles (2) in 2008...set a single-season career-high with 5.0 TFLs in 2006, during a season where Ohio won the Mid-American Conference East Division title and advanced to its first bowl game since 1968...majored in political science.

PERSONAL

Graduate of Highlands High School (Fort Thomas, Ky.)...recorded 87 tackles, three forced fumbles and two fumble recoveries as a senior...earned honorable mention all-state

honors following his senior season and led his team to the 2004 state championship...son of Marchelle and Maurice Mitchell...Full name: Michael Bryant Mitchell.

MITCHELL'S 2016 Game-by-Game Statistics

Date	Opponent	GP	GS	T	AT	TOT	Sacks	Yds	Int/Yds	PD	FF	FR
9/12	at Washington	1	1	4	2	6	0.0	0.0	0/0	1	0	0
9/18	CINCINNATI	1	1	3	1	4	0.0	0.0	0/0	1	0	0
9/25	at Philadelphia	1	1	3	1	4	0.0	0.0	0/0	0	0	0
10/2	KANSAS CITY	1	1	5	1	6	0.0	0.0	0/0	0	0	0
10/9	N.Y. JETS	1	1	5	2	7	0.0	0.0	0/0	0	0	0
10/16	at Miami	1	1	3	0	3	0.0	0.0	0/0	0	0	0
10/23	NEW ENGLAND	1	1	3	0	3	0.0	0.0	0/0	0	0	0
11/6	at Baltimore	1	1	0	1	1	0.0	0.0	0/0	0	0	0
11/13	DALLAS	1	1	0	5	5	0.0	0.0	0/0	0	0	0
11/20	at Cleveland	1	1	4	2	6	0.0	0.0	0/0	2	0	0
11/24	at Indianapolis	1	1	6	1	7	0.0	0.0	1/26	2	0	0
12/4	N.Y. GIANTS	1	1	3	2	5	0.0	0.0	0/0	2	0	0
12/11	at Buffalo	1	1	2	0	2	0.0	0.0	0/0	0	0	0
12/18	at Cincinnati	1	1	4	2	6	0.0	0.0	0/0	0	0	0
12/25	BALTIMORE	1	1	3	2	5	0.0	0.0	0/0	1	0	0
1/1	CLEVELAND	1	1	7	1	8	0.0	0.0	0/0	0	0	1
SEASON TOTALS		16	16	55	23	78	0.0	0.0	1/26	9	0	1

POSTSEASON

1/8	MIAMI	1	1	3	5	8	1.0	4.0	0/0	0	1	0
1/15	at Kansas City	1	1	3	1	4	0.0	0.0	0/0	0	0	0
1/22	at New England	1	1	2	4	6	0.0	0.0	0/0	0	0	0
POSTSEASON TOTALS		3	3	8	10	18	1.0	4.0	0/0	0	1	0

MITCHELL'S 2015 Game-by-Game Statistics

Date	Opponent	GP	GS	T	AT	TOT	Sacks	Yds	Int/Yds	PD	FF	FR
9/10	at New England	1	1	3	1	4	0.0	0.0	0/0	0	1	0
9/20	SAN FRANCISCO	1	1	4	1	5	0.0	0.0	0/0	1	0	0
9/27	at St. Louis	1	1	4	1	5	0.0	0.0	0/0	0	0	0
10/1	BALTIMORE	1	1	3	2	5	0.0	0.0	0/0	1	0	0
10/12	at San Diego	1	1	7	0	7	0.0	0.0	0/0	0	0	0
10/18	ARIZONA	1	1	2	0	2	0.0	0.0	1/0	1	0	1
10/25	at Kansas City	1	1	6	0	6	0.0	0.0	0/0	0	0	0
11/1	CINCINNATI	1	1	3	2	5	0.0	0.0	1/7	2	0	0
11/8	OAKLAND	1	1	2	2	4	0.0	0.0	0/0	0	1	0
11/15	CLEVELAND	1	1	5	0	5	0.0	0.0	1/9	2	0	0
11/29	at Seattle	1	1	6	2	8	0.0	0.0	0/0	0	0	0
12/6	INDIANAPOLIS	1	1	2	1	3	0.0	0.0	0/0	0	0	0
12/13	at Cincinnati	1	1	1	4	5	0.0	0.0	0/0	0	0	0
12/20	DENVER	1	1	5	1	6	0.0	0.0	0/0	1	0	1
12/27	at Baltimore	1	1	2	3	5	0.0	0.0	0/0	0	0	0
1/3	at Cleveland	1	1	3	2	5	0.0	0.0	0/0	1	0	0
SEASON TOTALS		16	16	58	22	80	0.0	0.0	3/16	9	2	2

POSTSEASON

1/9	at Cincinnati	1	1	2	0	2	0.0	0.0	0/0	0	0	0
1/17	at Denver	1	1	1	3	4	0.0	0.0	0/0	1	0	0
POSTSEASON TOTALS		2	2	3	3	6	0.0	0.0	0/0	1	0	0

MITCHELL'S 2014 Game-by-Game Statistics

Date	Opponent	GP	GS	T	AT	TOT	Sacks	Yds	Int/Yds	PD	FF	FR
9/7	CLEVELAND	1	1	4	2	6	0.0	0.0	0/0	0	0	0
9/11	at Baltimore	1	1	4	1	5	0.0	0.0	0/0	0	0	0
9/21	at Carolina	1	1	5	0	5	0.0	0.0	0/0	0	0	0
9/28	TAMPA BAY	1	1	5	0	5	0.0	0.0	0/0	0	0	0

MIKE MITCHELL

MITCHELL'S 2014 Game-by-Game Statistics (Continued)

Date	Opponent	GP	GS	T	AT	TOT	Sacks	Yds	Int/Yds	PD	FF	FR
10/5	at Jacksonville	1	1	4	0	4	0.0	0.0	0/0	0	0	0
10/12	at Cleveland	1	1	3	0	3	0.0	0.0	0/0	2	1	0
10/20	HOUSTON	1	1	6	0	6	0.0	0.0	0/0	0	1	0
10/26	INDIANAPOLIS	1	1	2	1	3	0.0	0.0	0/0	0	0	0
11/2	BALTIMORE	1	1	3	1	4	0.0	0.0	0/0	0	0	0
11/9	at N.Y. Jets	1	1	2	2	4	0.0	0.0	0/0	0	0	0
11/17	at Tennessee	1	1	2	3	5	0.0	0.0	0/0	0	0	0
11/30	NEW ORLEANS	1	1	4	2	6	0.0	0.0	0/0	0	0	0
12/7	at Cincinnati	1	1	3	1	4	0.0	0.0	0/0	1	0	0
12/14	at Atlanta	1	1	3	0	3	0.0	0.0	0/0	0	0	0
12/21	KANSAS CITY	1	1	2	0	2	0.0	0.0	0/0	0	0	0
12/28	CINCINNATI	1	1	3	2	5	0.0	0.0	0/0	0	0	0
SEASON TOTALS		16	16	55	15	70	0.0	0.0	0/0	3	2	0

POSTSEASON

1/3	BALTIMORE	1	1	2	3	5	0.0	0.0	0/0	0	0	0
POSTSEASON TOTALS		1	1	2	3	5	0.0	0.0	0/0	0	0	0

MITCHELL'S 2013 Game-by-Game Statistics

Date	Opponent	GP	GS	T	AT	TOT	Sacks	Yds	Int/Yds	PD	FF	FR
9/8	SEATTLE						INACTIVE					
9/15	at Buffalo	1	0	3	1	4	0.0	0.0	0/0	0	0	0
9/22	N.Y. GIANTS	1	1	2	0	2	0.0	0.0	0/0	0	0	0
10/6	at Arizona	1	1	3	3	6	0.0	0.0	1/0	1	0	0
10/13	at Minnesota	1	1	6	1	7	1.0	9.0	2/62	0	0	0
10/20	ST. LOUIS	1	1	8	0	8	1.0	8.0	0/0	0	2	0
10/24	at Tampa Bay	1	1	5	2	7	0.0	0.0	0/0	0	0	0
11/3	ATLANTA	1	1	3	1	4	0.0	0.0	0/0	0	0	0
11/10	at San Francisco	1	1	2	2	4	0.5	4.0	0/0	0	0	0
11/18	NEW ENGLAND	1	1	0	1	1	0.0	0.0	0/0	0	0	0
11/24	at Miami	1	1	3	3	6	0.0	0.0	0/0	1	0	0
12/1	TAMPA BAY	1	1	3	1	4	0.0	0.0	1/1	0	0	0
12/8	at New Orleans	1	1	6	0	6	0.0	0.0	0/0	1	0	0
12/15	N.Y. JETS	1	1	4	1	5	0.0	0.0	0/0	0	0	0
12/22	NEW ORLEANS	1	1	2	4	6	0.0	0.0	0/0	1	0	0
12/29	at Atlanta	1	1	3	1	4	1.0	8.0	0/0	1	0	0
SEASON TOTALS		15	14	53	21	74	3.5	29.0	4/63	5	2	0

POSTSEASON

1/12	SAN FRANCISCO	1	1	2	3	5	0.0	0.0	0/0	1	0	0
POSTSEASON TOTALS		1	1	2	3	5	0.0	0.0	0/0	1	0	0

MITCHELL'S 2012 Game-by-Game Statistics

Date	Opponent	GP	GS	T	AT	TOT	Sacks	Yds	Int/Yds	PD	FF	FR
9/10	SAN DIEGO	1	0	0	0	0	0.0	0.0	0/0	0	0	0
9/16	at Miami	1	0	0	0	0	0.0	0.0	0/0	0	0	0
9/23	PITTSBURGH	1	0	1	0	1	0.0	0.0	0/0	0	0	0
9/30	at Denver	1	0	0	0	0	0.0	0.0	0/0	0	0	0
10/14	at Atlanta	1	0	0	4	4	0.0	0.0	0/0	0	0	0
10/21	JACKSONVILLE	1	0	0	0	0	0.0	0.0	0/0	1	0	0
10/28	at Kansas City	1	0	2	1	3	0.0	0.0	0/0	0	0	0
11/4	TAMPA BAY	1	0	0	1	1	0.0	0.0	0/0	0	0	0
11/11	at Baltimore	1	0	0	0	0	0.0	0.0	0/0	0	0	0
11/18	NEW ORLEANS	1	1	7	6	13	0.0	0.0	0/0	0	0	0
11/25	at Cincinnati	1	0	0	0	0	0.0	0.0	0/0	0	0	0
12/2	CLEVELAND	1	0	2	3	5	0.0	0.0	0/0	0	0	0
12/6	DENVER	1	0	6	1	7	1.0	6.0	0/0	0	0	0
12/16	KANSAS CITY	1	0	1	0	1	0.0	0.0	0/0	0	0	0
12/23	at Carolina	1	0	4	1	5	0.0	0.0	0/0	0	0	0
12/30	at San Diego	1	1	3	4	7	0.0	0.0	0/0	0	0	0
SEASON TOTALS		16	2	26	21	17	1.0	6.0	0/0	1	0	0

MIKE MITCHELL

MITCHELL'S 2011 Game-by-Game Statistics

Date	Opponent	GP	GS	T	AT	TOT	Sacks	Yds	Int/Yds	PD	FF	FR
9/12	at Denver						INACTIVE					
9/18	at Buffalo						INACTIVE					
9/25	N.Y. JETS						INACTIVE					
10/2	NEW ENGLAND	1	0	1	0	1	1.0	0.0	0/0	0	0	0
10/9	at Houston	1	0	2	1	3	0.0	0.0	0/0	1	0	0
10/16	CLEVELAND	1	0	3	0	3	0.0	0.0	0/0	1	0	0
10/23	KANSAS CITY	1	0	0	5	5	0.0	0.0	0/0	0	0	0
11/6	DENVER	1	0	0	0	0	0.0	0.0	0/0	0	0	0
11/10	at San Diego	1	0	3	1	4	0.0	0.0	0/0	1	0	0
11/20	at Minnesota	1	0	1	0	1	0.0	0.0	0/0	0	0	0
11/27	CHICAGO	1	1	2	0	2	0.0	0.0	0/0	0	0	0
12/4	at Miami	1	1	2	0	2	0.0	0.0	0/0	1	0	0
12/11	at Green Bay	1	1	4	0	4	0.0	0.0	1/0	1	0	0
12/18	DETROIT	1	0	1	1	2	0.0	0.0	0/0	0	0	0
12/24	at Kansas City	1	1	2	1	3	0.0	0.0	0/0	0	0	0
12/1	SAN DIEGO	1	0	1	0	1	0.0	0.0	0/0	0	0	0
SEASON TOTALS		13	4	22	9	31	1.0	0.0	1/0	5	0	0

MITCHELL'S 2010 Game-by-Game Statistics

Date	Opponent	GP	GS	T	AT	TOT	Sacks	Yds	Int/Yds	PD	FF	FR
9/12	at Tennessee	1	0	0	1	1	0.0	0.0	0/0	0	0	0
9/19	ST. LOUIS	1	0	0	0	0	0.0	0.0	0/0	0	0	0
9/26	at Arizona	1	1	1	1	2	0.0	0.0	0/0	0	0	0
10/3	HOUSTON	1	0	3	0	3	0.0	0.0	0/0	0	0	0
10/10	SAN DIEGO	1	0	3	0	3	0.0	0.0	0/0	1	0	1
10/17	at San Francisco	1	0	2	2	4	0.0	0.0	0/0	0	0	0
10/24	at Denver	1	1	4	1	5	0.0	0.0	0/0	1	1	0
10/31	SEATTLE	1	0	2	2	4	0.0	0.0	0/0	1	0	0
11/7	KANSAS CITY	1	0	6	1	7	0.0	0.0	0/0	1	0	0
11/21	at Pittsburgh	1	0	3	1	4	0.0	0.0	0/0	0	0	0
11/28	MIAMI	1	0	4	0	4	0.0	0.0	0/0	0	0	0
12/5	at San Diego	1	0	4	0	4	0.0	0.0	0/0	0	0	0
12/12	at Jacksonville	1	0	2	0	2	0.0	0.0	1/0	1	0	0
12/19	DENVER	1	0	2	0	2	0.0	0.0	0/0	0	0	0
12/26	INDIANAPOLIS	1	1	5	1	6	0.0	0.0	0/0	0	0	1
1/2	at Kansas City	1	0	0	0	0	0.0	0.0	0/0	0	0	0
SEASON TOTALS		16	3	41	10	51	0.0	0.0	1/0	5	1	2

MITCHELL'S 2009 Game-by-Game Statistics

Date	Opponent	GP	GS	T	AT	TOT	Sacks	Yds	Int/Yds	PD	FF	FR
9/14	SAN DIEGO	1	0	1	0	1	0.0	0.0	0/0	0	0	0
9/20	at Kansas City	1	0	0	0	0	0.0	0.0	0/0	0	0	0
9/27	DENVER	1	0	3	0	3	0.0	0.0	0/0	0	0	1
10/4	at Houston	1	0	1	0	1	0.0	0.0	0/0	0	0	0
10/11	at N.Y. Giants	1	0	0	1	1	0.0	0.0	0/0	0	0	0
10/18	PHILADELPHIA	1	0	0	0	0	0.0	0.0	0/0	0	0	0
10/25	N.Y. JETS	1	0	0	0	0	0.0	0.0	0/0	0	0	0
11/1	at San Diego	1	0	1	0	1	0.0	0.0	0/0	0	0	0
11/15	KANSAS CITY	1	0	0	0	0	0.0	0.0	0/0	0	0	0
11/22	CINCINNATI	1	0	1	0	1	0.0	0.0	0/0	0	0	0
11/26	at Dallas	1	0	0	0	0	0.0	0.0	0/0	0	0	0
12/6	at Pittsburgh	1	0	0	2	2	0.0	0.0	0/0	0	0	0
12/13	WASHINGTON	1	0	1	0	1	1.0	13.0	0/0	0	0	0
12/20	at Denver	1	0	1	0	1	0.0	0.0	0/0	0	0	0
12/27	at Cleveland	1	0	2	1	3	0.0	0.0	0/0	0	0	0
1/3	BALTIMORE	1	0	0	1	1	0.5	3.5	0/0	0	0	0
SEASON TOTALS		16	0	11	5	16	1.5	16.5	0/0	0	0	1

MIKE MITCHELL

MITCHELL'S Career Totals

REGULAR SEASON

Year	Team	GP	GS	T	AT	TOT	Sacks	Yds	Int/Yds	PD	FF	FR
2009	Oakland	16	0	11	5	16	1.5	16.5	0/0	0	0	1
2010	Oakland	16	3	41	10	51	0.0	0.0	1/0	5	1	2
2011	Oakland	13	4	22	9	31	1.0	0.0	1/0	5	0	0
2012	Oakland	16	2	26	21	47	1.0	6.0	0/0	1	0	0
2013	Carolina	15	14	53	21	74	3.5	29.0	4/63	5	2	0
2014	Pittsburgh	16	16	55	15	70	0.0	0.0	0/0	3	2	0
2015	Pittsburgh	16	16	58	22	80	0.0	0.0	3/16	9	2	2
2016	Pittsburgh	16	16	55	23	78	0.0	0.0	1/26	9	0	1
NFL TOTALS		124	71	321	126	447	7.0	51.5	10/105	33	7	6
STEELERS TOTALS		48	48	168	60	228	0.0	0.0	4/42	21	4	3

Career Regular-Season Special Teams Tackles (22): 3 in '09, 5 in '10, 5 in '11 and 9 in '12.

Additional Statistics: Recovered a fumble on special teams 9/20/09 at Kansas City.

REGULAR-SEASON SINGLE-GAME HIGHS:

Total Tackles: 13, vs. New Orleans, 11/18/12; **Solo Tackles:** 8, vs. St. Louis, 10/20/13; **Sacks:** 1.0, six times, last at Atlanta, 12/29/13; **Sack Yards:** 13.0, vs. Washington, 12/13/09; **Interceptions:** 2, at Minnesota, 10/13/13; **Interception Yards:** 62, at Minnesota, 10/13/13; **Passes Defensed:** 2, seven times, last vs. N.Y. Giants, 12/4/16; **Forced Fumbles:** 2, vs. St. Louis, 10/20/13; **Fumble Recoveries:** 6, six times, last vs. Cleveland 1/1/17.

POSTSEASON

Year	Team	GP	GS	T	AT	TOT	Sacks	Yds	Int/Yds	PD	FF	FR
2013	Carolina	1	1	2	3	5	0.0	0.0	0/0	1	0	0
2014	Pittsburgh	1	1	2	3	5	0.0	0.0	0/0	0	0	0
2015	Pittsburgh	2	2	3	3	6	0.0	0.0	0/0	1	0	0
2016	Pittsburgh	3	3	8	10	18	1.0	4.0	0/0	0	1	0
NFL TOTALS		7	7	15	19	34	1.0	4.0	0/0	2	1	0
STEELERS TOTALS		6	6	13	16	29	1.0	4.0	0/0	1	1	0



55

ARTHUR MOATS *Linebacker*

HEIGHT: 6-0

WEIGHT: 246

COLLEGE: James Madison

BORN: March 14, 1988

BIRTHPLACE: Portsmouth, Va.

HOW ACQUIRED: UFA – '14

(from Buffalo)

NFL EXPERIENCE: 8th year

PRO [107-45/6-0]: Recipient of the 2016 Pro Football Writers' "The Chief Award," which was established in honor of the Steelers' founder, Arthur J. Rooney, Sr., and is presented annually to the Steeler that best exemplifies the spirit of cooperation with the media...re-signed a three-year contract with the Steelers on March 9, 2015...signed a one-year contract with the Steelers as an unrestricted free agent (from Buffalo) on March 24, 2014...named the Bills' Walter Payton Man of the Year and was the recipient of the Bills' Ed Block Courage Award in 2013...placed on the Bills' Reserve/Injured List on December 18, 2012, due to an ankle injury...originally drafted by the Bills in the sixth round (178th overall) of the 2010 NFL Draft.

2016 [16-5/3-0]: Played in all 16 regular-season games with five starts...recorded two special teams tackles during the regular season (one, 11/13 vs. Dallas and 12/25 vs. Baltimore)...saw action in all three postseason contests.

9/18 vs. Cincinnati: Recorded his first sack of the season in the third quarter, taking down QB Andy Dalton.

10/9 vs. N.Y. Jets: Split a half-sack with LB Lawrence Timmons.

11/20 at Cleveland: Recorded 2.0 sacks, marking his second career multi-sack game...the 2.0 sacks tied a single-game career-high.

2015 [16-11/2-0] (PIT): Saw action in 16 regular-season games with 11 starts...matched his single-season career-high with 4.0 sacks...set new single-season career-highs in pass breakups (2) and fumble recoveries (2)...appeared in both postseason games, recording one special teams tackle (AFC Wild Card Game 1/9 at Cincinnati).

9/20 vs. San Francisco: Recorded a half-sack.

9/27 at St. Louis: Sacked QB Nick Foles for an eight-yard loss...marked the third time he recorded at least a half sack in back-to-back games in his career and for the first time as a Steeler.

11/15 vs. Cleveland: Split a sack with LB Jarvis Jones...recovered a fumble on Cleveland's first play of the game.

12/6 vs. Indianapolis: Sacked QB Charlie Whitehurst for an eight-yard loss...added his first career pass breakup.

1/3 at Cleveland: Recorded one sack and one fumble recovery.

AFC Divisional Playoff 1/17 at Denver: Left the game in the first quarter due to a pectoral injury and did not return.

2014 [16-9/1-0] (PIT): Saw action in all 16 games with nine starts during the regular season...set a single-season career-high with 4.0 sacks in the regular season...made his postseason debut vs. Baltimore in the AFC Wild Card Game...

9/21 at Carolina: Recorded his first career sack as a Steeler.

11/2 vs. Baltimore: Forced a fumble in the second quarter that was recovered by CB Brice McCain...added a sack on QB Joe Flacco.

12/7 at Cincinnati: Registered his first career multi-sack game (2.0)...also forced one fumble and recorded one fumble recovery...the fumble recovery led to a Steelers' go-ahead touchdown.

2013 [16-12] (BUF): Set a single-season career-high with 12 starts in 16 games played...recorded a single-season career-best 48 tackles...added six special teams stops (two, 10/13 vs. Cincinnati, and one, 9/8 vs. New England, 11/10 at Pittsburgh, 11/17 vs. N.Y. Jets and 12/1 vs. Atlanta).

9/15 vs. Carolina: Totaled a career-high and season-high eight tackles to go along with one QB pressure.

9/29 vs. Baltimore: Was part of a defense that held the Ravens to 24 rushing yards and zero rushing first downs, which tied a single-game team record for fewest first downs allowed.

ARTHUR MOATS

2012 (14-4) (BUF): Saw action in 14 contests with four starts...placed on the Bills' Reserve/Injured List on December 18 due to an ankle injury, and missed the remainder of the season...totaled seven tackles on special teams (two, 11/15 vs. Miami and 12/9 vs. St. Louis, and one, 9/16 vs. Kansas City, 10/21 vs. Tennessee and 11/25 at Indianapolis).

2011 (14-0) (BUF): Played in 14 games...inactive 9/11 at Kansas City and 9/18 vs. Oakland...totaled 2.5 sacks, one forced fumble and one fumble recovery...added nine special teams tackles (two, 10/9 vs. Philadelphia, 12/11 at San Diego and 12/24 at Denver, and one, 9/25 vs. New England, 10/16 at N.Y. Giants and 11/27 at N.Y. Jets).

10/9 vs. Philadelphia: Hurried QB Mike Vick, which caused an interception by S George Wilson.

10/30 vs. Washington: Had a half-sack.

12/18 vs. Miami: Recorded his first career fumble recovery.

12/24 vs. Denver: Sacked and stripped QB Tim Tebow for his first full sack of the season and first forced fumble of the year.

1/1 at New England: Recorded a sack in back-to-back games for the second time in his career, taking down QB Tom Brady for a 10-yard loss.

2010 (15-4) (BUF): Saw action in 15 games, starting the final four games of the season...inactive 10/10 vs. Jacksonville due to an elbow injury...recorded 2.5 sacks, to go along with one forced fumble...also had a single-season career-high 10 tackles on special teams (two, 9/19 at Green Bay, 11/7 vs. Chicago, 11/14 vs. Detroit, and one, 9/26 at New England, 11/28 vs. Pittsburgh, 12/5 at Minnesota and 12/12 vs. Cleveland).

10/24 at Baltimore: Recorded his first career half-sack on QB Joe Flacco.

12/5 at Minnesota: Knocked down QB Brett Favre on the third play of the game, which led to an interception by Bills' CB Drayton Florence.

12/12 vs. Cleveland: Made his first career start...recorded a strip sack in the fourth quarter on QB Jake Delhomme...marked his first career full sack and first career forced fumble.

12/19 at Miami: Recorded a sack on QB Chad Henne...became the first Bills' rookie to record full sacks in back-to-back games since Jeff Wright in 1988.

COLLEGE

Started 29-of-49 games at James Madison (2006-2009)...recorded 208 tackles, 48.5 TFLs and 29.0 sacks, which at the time were the second-most sacks in school history...in 2009, earned first-team all-conference accolades, received the Buck Buchanan Award, given annually to the top defensive player in the FCS, and was named James Madison's Athlete of the Year and the CAA Defensive Player of the Year...set a single-season school record in 2009 by recording 23.5 TFLs, which also led the nation...he earned third-team All-CAA and second-team all-state honors by the Virginia Sports Information Directors Association in 2008...majored in political science.

PERSONAL

Attended Churchland High School (Portsmouth, Va.)...tabbed the team's most valuable player, adding first-team all-district, All-Tidewater and second-team all-state defensive end accolades...was also a district champion in wrestling and in the shot put as a senior...was a state all-star game invitee...earned first-team all-district and second-team All-Tidewater honors as a junior, to go along with second team all-district accolades his sophomore year...lettered in five sports: football, basketball, wrestling, soccer and track and field...son of Rosalind and Arthur Moats...is married to Shonda, and they have two daughters, Kaylor and Ava, and one son, Grey...Full name: Arthur Nathan Moats III.

MOATS' 2016 Game-by-Game Statistics

Date	Opponent	GP	GS	T	AT	TOT	Sacks	Yds	Int/Yds	PD	FF	FR
9/12	at Washington	1	1	1	0	1	0.0	0.0	0/0	1	0	0
9/18	CINCINNATI	1	1	1	2	3	1.0	0.0	0/0	0	0	0
9/25	at Philadelphia	1	1	1	0	1	0.0	0.0	0/0	0	0	0
10/2	KANSAS CITY	1	1	0	2	2	0.0	0.0	0/0	0	0	0
10/9	N.Y. JETS	1	1	0	2	2	0.5	1.0	0/0	1	0	0
10/16	at Miami	1	0	2	0	2	0.0	0.0	0/0	1	0	0

MOATS' 2016 Game-by-Game Statistics (Continued)

Date	Opponent	GP	GS	T	AT	TOT	Sacks	Yds	Int/Yds	PD	FF	FR
10/23	NEW ENGLAND	1	0	0	2	2	0.0	0.0	0/0	0	0	0
11/6	at Baltimore	1	0	0	2	2	0.0	0.0	0/0	0	0	0
11/13	DALLAS	1	0	1	0	1	0.0	0.0	0/0	0	0	0
11/20	at Cleveland	1	0	1	1	2	2.0	16.0	0/0	0	0	0
11/24	at Indianapolis	1	0	0	0	0	0.0	0.0	0/0	0	0	0
12/4	N.Y. GIANTS	1	0	0	0	0	0.0	0.0	0/0	0	0	0
12/11	at Buffalo	1	0	0	0	0	0.0	0.0	0/0	0	0	0
12/18	at Cincinnati	1	0	0	0	0	0.0	0.0	0/0	0	0	0
12/25	BALTIMORE	1	0	0	0	0	0.0	0.0	0/0	0	0	0
1/1	CLEVELAND	1	0	1	0	1	0.0	0.0	0/0	0	0	0
SEASON TOTALS		16	5	8	11	19	3.0	14.5	0/0	3	0	0

POSTSEASON

1/8	MIAMI	1	0	0	1	1	0.0	0.0	0/0	0	0	0
1/15	at Kansas City	1	0	0	0	0	0.0	0.0	0/0	0	0	0
1/22	at New England	1	0	0	0	0	0.0	0.0	0/0	0	0	0
POSTSEASON TOTALS		3	0	0	1	1	0.0	0.0	0/0	0	0	0

MOATS' 2015 Game-by-Game Statistics

Date	Opponent	GP	GS	T	AT	TOT	Sacks	Yds	Int/Yds	PD	FF	FR
9/10	at New England	1	1	0	0	0	0.0	0.0	0/0	0	0	0
9/20	SAN FRANCISCO	1	1	2	1	3	0.5	3.0	0/0	0	0	0
9/27	at St. Louis	1	1	1	1	2	1.0	8.0	0/0	0	0	0
10/1	BALTIMORE	1	1	1	1	2	0.0	0.0	0/0	0	0	0
10/12	at San Diego	1	1	1	0	1	0.0	0.0	0/0	0	0	0
10/18	ARIZONA	1	1	2	0	2	0.0	0.0	0/0	0	0	0
10/25	at Kansas City	1	1	3	1	4	0.0	0.0	0/0	0	0	0
11/1	CINCINNATI	1	1	2	1	3	0.0	0.0	0/0	0	0	0
11/8	OAKLAND	1	1	0	0	0	0.0	0.0	0/0	0	0	0
11/15	CLEVELAND	1	1	1	1	2	0.5	3.5	0/0	0	0	1
11/29	at Seattle	1	0	2	2	4	0.0	0.0	0/0	0	0	0
12/6	INDIANAPOLIS	1	0	2	1	3	1.0	8.0	0/0	1	0	0
12/13	at Cincinnati	1	0	0	0	0	0.0	0.0	0/0	0	0	0
12/20	DENVER	1	1	1	0	1	0.0	0.0	0/0	1	0	0
12/27	at Baltimore	1	0	0	2	2	0.0	0.0	0/0	0	0	0
1/3	at Cleveland	1	0	6	0	6	1.0	9.0	0/0	0	0	1
SEASON TOTALS		16	11	24	11	35	4.0	31.5	0/0	2	0	2

POSTSEASON

1/9	at Cincinnati	1	0	2	2	4	0.0	0.0	0/0	0	0	0
1/17	at Denver	1	0	0	0	0	0.0	0.0	0/0	0	0	0
POSTSEASON TOTALS		2	0	2	2	4	0.0	0.0	0/0	0	0	0

MOATS' 2014 Game-by-Game Statistics

Date	Opponent	GP	GS	T	AT	TOT	Sacks	Yds	Int/Yds	PD	FF	FR
9/7	CLEVELAND	1	0	0	0	0	0.0	0.0	0/0	0	0	0
9/11	at Baltimore	1	0	1	0	1	0.0	0.0	0/0	0	0	0
9/21	at Carolina	1	0	2	0	2	1.0	8.0	0/0	0	0	0
9/28	TAMPA BAY	1	1	1	0	1	0.0	0.0	0/0	0	0	0
10/5	at Jacksonville	1	1	2	1	3	0.0	0.0	0/0	0	0	0
10/12	at Cleveland	1	1	0	0	0	0.0	0.0	0/0	0	0	0
10/20	HOUSTON	1	1	2	1	3	0.0	0.0	0/0	0	0	0
10/26	INDIANAPOLIS	1	1	1	0	1	0.0	0.0	0/0	0	0	0
11/2	BALTIMORE	1	1	2	1	3	1.0	9.0	0/0	0	1	0
11/9	at N.Y. Jets	1	1	3	1	4	0.0	0.0	0/0	0	0	0
11/17	at Tennessee	1	0	0	0	0	0.0	0.0	0/0	0	0	0
11/30	NEW ORLEANS	1	0	0	0	0	0.0	0.0	0/0	0	0	0
12/7	at Cincinnati	1	1	3	1	4	2.0	3.0	0/0	0	1	1
12/14	at Atlanta	1	1	0	1	1	0.0	0.0	0/0	0	0	0

ARTHUR MOATS

MOATS' 2014 Game-by-Game Statistics (Continued)

Date	Opponent	GP	GS	T	AT	TOT	Sacks	Yds	Int/Yds	PD	FF	FR
12/21	KANSAS CITY	1	0	0	0	0	0.0	0.0	0/0	0	0	0
12/28	CINCINNATI	1	0	0	0	0	0.0	0.0	0/0	0	0	0
SEASON TOTALS		16	9	17	6	23	4.0	20.0	0/0	0	2	1

POSTSEASON

1/3	BALTIMORE	1	0	0	1	1	0.0	0.0	0/0	0	0	0
POSTSEASON TOTALS		1	0	0	1	1	0.0	0.0	0/0	0	0	0

MOATS' 2013 Game-by-Game Statistics

Date	Opponent	GP	GS	T	AT	TOT	Sacks	Yds	Int/Yds	PD	FF	FR
9/8	NEW ENGLAND	1	1	2	1	3	0.0	0.0	0/0	0	0	0
9/15	CAROLINA	1	1	7	1	8	0.0	0.0	0/0	0	0	0
9/22	at N.Y. Jets	1	1	1	5	6	0.0	0.0	0/0	0	0	0
9/29	BALTIMORE	1	1	1	1	2	0.0	0.0	0/0	0	0	0
10/3	at Cleveland	1	1	1	4	5	0.0	0.0	0/0	0	0	0
10/13	CINCINNATI	1	1	2	3	5	0.0	0.0	0/0	0	0	0
10/20	at Miami	1	1	3	0	3	0.0	0.0	0/0	0	0	0
10/27	at New Orleans	1	1	2	2	4	0.0	0.0	0/0	0	0	0
11/3	KANSAS CITY	1	1	1	0	1	0.0	0.0	0/0	0	0	0
11/10	at Pittsburgh	1	1	3	3	6	0.0	0.0	0/0	0	0	0
11/17	N.Y. JETS	1	1	2	0	2	0.0	0.0	0/0	0	0	0
12/1	ATLANTA	1	1	2	0	2	0.0	0.0	0/0	0	0	0
12/8	at Tampa Bay	1	0	0	1	1	0.0	0.0	0/0	0	0	0
12/15	at Jacksonville	1	0	0	0	0	0.0	0.0	0/0	0	0	0
12/22	MIAMI	1	0	0	0	0	0.0	0.0	0/0	0	0	0
12/29	at New England	1	0	0	0	0	0.0	0.0	0/0	0	0	0
SEASON TOTALS		16	12	27	21	48	0.0	0.0	0/0	0	0	0

MOATS' 2012 Game-by-Game Statistics

Date	Opponent	GP	GS	T	AT	TOT	Sacks	Yds	Int/Yds	PD	FF	FR
9/9	at N.Y. Jets	1	1	3	3	6	0.0	0.0	0/0	0	0	0
9/16	KANSAS CITY	1	1	2	0	2	0.0	0.0	0/0	0	0	0
9/23	at Cleveland	1	0	5	1	6	0.0	0.0	0/0	0	0	0
9/30	NEW ENGLAND	1	1	1	0	1	0.0	0.0	0/0	0	0	0
10/7	at San Francisco	1	1	2	0	2	0.0	0.0	0/0	0	0	0
10/14	at Arizona	1	0	0	0	0	0.0	0.0	0/0	0	0	0
10/21	TENNESSEE	1	0	0	0	0	0.0	0.0	0/0	0	0	0
11/4	at Houston	1	0	0	0	0	0.0	0.0	0/0	0	0	0
11/11	at New England	1	0	0	1	1	0.0	0.0	0/0	0	0	0
11/15	MIAMI	1	0	0	0	0	0.0	0.0	0/0	0	0	0
11/25	at Indianapolis	1	0	0	0	0	0.0	0.0	0/0	0	0	0
12/2	JACKSONVILLE	1	0	0	0	0	0.0	0.0	0/0	0	0	0
12/9	ST. LOUIS	1	0	0	0	0	0.0	0.0	0/0	0	0	0
12/16	SEATTLE	1	0	0	0	0	0.0	0.0	0/0	0	0	0
12/23	at Miami						RESERVE/INJURED LIST					
12/30	N.Y. JETS						RESERVE/INJURED LIST					
SEASON TOTALS		14	4	13	5	18	0.0	0.0	0/0	0	0	0

MOATS' 2011 Game-by-Game Statistics

Date	Opponent	GP	GS	T	AT	TOT	Sacks	Yds	Int/Yds	PD	FF	FR
9/11	at Kansas City						INACTIVE					
9/18	OAKLAND						INACTIVE					
9/25	NEW ENGLAND	1	0	0	0	0	0.0	0.0	0/0	0	0	0
10/2	at Cincinnati	1	0	0	0	0	0.0	0.0	0/0	0	0	0
10/9	PHILADELPHIA	1	0	2	1	3	0.0	0.0	0/0	0	0	0
10/16	at N.Y. Giants	1	0	1	1	2	0.0	0.0	0/0	0	0	0
10/30	WASHINGTON	1	0	1	1	2	0.5	3.0	0/0	0	0	0
11/6	N.Y. JETS	1	0	1	2	3	0.0	0.0	0/0	0	0	0
11/13	at Dallas	1	0	0	1	1	0.0	0.0	0/0	0	0	0
11/20	at Miami	1	0	0	0	0	0.0	0.0	0/0	0	0	0

MOATS' 2011 Game-by-Game Statistics (Continued)

Date	Opponent	GP	GS	T	AT	TOT	Sacks	Yds	Int/Yds	PD	FF	FR
11/27	at N.Y. Jets	1	0	1	1	2	0.0	0.0	0/0	0	0	0
12/4	TENNESSEE	1	0	0	1	1	0.0	0.0	0/0	0	0	0
12/11	at San Diego	1	0	0	0	0	0.0	0.0	0/0	0	0	0
12/18	MIAMI	1	0	0	0	0	0.0	0.0	0/0	0	0	1
12/24	DENVER	1	0	1	2	3	1.0	6.0	0/0	0	1	0
1/1	at New England	1	0	1	2	3	1.0	10.0	0/0	0	0	0
SEASON TOTALS		14	0	8	12	20	2.5	19.0	0/0	0	1	1

MOATS' 2010 Game-by-Game Statistics

Date	Opponent	GP	GS	T	AT	TOT	Sacks	Yds	Int/Yds	PD	FF	FR
9/12	MIAMI	1	0	0	0	0	0.0	0.0	0/0	0	0	0
9/19	at Green Bay	1	0	0	0	0	0.0	0.0	0/0	0	0	0
9/26	at New England	1	0	0	0	0	0.0	0.0	0/0	0	0	0
10/3	N.Y. JETS	1	0	0	1	1	0.0	0.0	0/0	0	0	0
10/10	JACKSONVILLE	INACTIVE										
10/24	at Baltimore	1	0	0	1	1	0.5	1.5	0/0	0	0	0
10/31	at Kansas City	1	0	0	0	0	0.0	0.0	0/0	0	0	0
11/7	CHICAGO	1	0	0	1	1	0.0	0.0	0/0	0	0	0
11/14	DETROIT	1	0	0	2	2	0.0	0.0	0/0	1	0	0
11/21	at Cincinnati	1	0	0	0	0	0.0	0.0	0/0	0	0	0
11/28	PITTSBURGH	1	0	1	1	2	0.0	0.0	0/0	0	0	0
12/5	at Minnesota	1	0	0	1	1	0.0	0.0	0/0	0	0	0
12/12	CLEVELAND	1	1	1	2	3	1.0	4.0	0/0	0	1	0
12/19	at Miami	1	1	5	0	5	1.0	8.0	0/0	0	0	0
12/26	NEW ENGLAND	1	1	1	1	2	0.0	0.0	0/0	0	0	0
1/2	at N.Y. Jets	1	1	2	3	5	0.0	0.0	0/0	0	0	0
SEASON TOTALS		15	4	10	13	23	2.5	13.5	0/0	1	1	0

MOATS' Career Totals

REGULAR SEASON												
Year	Team	GP	GS	T	AT	TOT	Sacks	Yds	Int/Yds	PD	FF	FR
2010	Buffalo	15	4	10	13	23	2.5	13.5	0/0	1	1	0
2011	Buffalo	14	0	8	12	20	2.5	19.0	0/0	0	1	1
2012	Buffalo	14	4	13	5	18	0.0	0.0	0/0	0	0	0
2013	Buffalo	16	12	27	21	48	0.0	0.0	0/0	0	0	0
2014	Pittsburgh	16	9	17	6	23	4.0	20.0	0/0	0	2	1
2015	Pittsburgh	16	11	24	11	35	4.0	31.5	0/0	2	0	2
2016	Pittsburgh	16	5	8	11	19	3.0	14.5	0/0	3	0	0
NFL TOTALS		107	45	107	79	186	16.5	101.0	0/0	5	4	4
STEELERS TOTALS		48	25	49	26	75	11.5	68.5	0/0	5	2	3

Career Regular-Season Special Teams Tackles (34): 10 in '10, 9 in '11, 7 in '12, 6 in '13 and 2 in '16.


REGULAR-SEASON SINGLE-GAME HIGHS:

Total Tackles: 8, vs. Carolina, 9/15/13; **Solo Tackles:** 7, vs. Carolina, 9/15/13; **Sacks:** 2.0, twice, last at Cleveland 11/20/16; **Sack Yards:** 15.0, at Cleveland 11/20/16; **Forced Fumbles:** 1, four times, last at Cincinnati, 12/7/14; **Fumble Recoveries:** 1, four times, last at Cleveland, 1/3/16.

POSTSEASON

Year	Team	GP	GS	T	AT	TOT	Sacks	Yds	Int/Yds	PD	FF	FR
2014	Pittsburgh	1	0	0	1	1	0.0	0.0	0/0	0	0	0
2015	Pittsburgh	2	0	2	2	4	0.0	0.0	0/0	0	0	0
2016	Pittsburgh	3	0	0	1	1	0.0	0.0	0/0	0	0	0
NFL TOTALS		6	0	2	4	6	0.0	0.0	0/0	0	0	0

Career Postseason Special Teams Tackles (1): 1 in '15.



45

ROOSEVELT NIX *Fullback*

HEIGHT: 5-11

HOW ACQUIRED: FA – '15

WEIGHT: 248

NFL EXPERIENCE: 3rd year

COLLEGE: Kent State

BORN: March 30, 1992

BIRTHPLACE: Reynoldsburg, Ohio

PRO

[25-6/3-0]: Placed on the Steelers' Reserve/Injured List due to a right foot injury on December 28, 2015...signed a Reserve/Future contract with the Steelers on January 9, 2015...released by the Atlanta Falcons on August 3, 2014...originally signed as an undrafted rookie free agent with the Falcons on May 12, 2014.

2016

[10-3/3-0]: Played in 10 games with three starts during the regular season...inactive Weeks 1-5 due to a back injury...inactive 11/6 at Baltimore...was key in helping block for RB Le'Veon Bell to rush for a Steelers' single-game record 236 rushing yards 12/11 at Buffalo...recorded eight special teams tackles during the regular season (two, 12/11 at Buffalo and 1/1 vs. Cleveland, and one, 10/16 at Miami, 11/13 vs. Dallas, 11/20 at Cleveland and 12/18 at Cincinnati)...made his postseason debut, seeing action in all three playoff games, as he recorded one special teams tackle (AFC Championship Game 1/22 at New England).

2015 [15-3/0-0]: Saw action in 15 regular-season games with three starts during the regular season...made his first career start 11/1 vs. Cincinnati...recorded eight special teams tackles (two, 11/8 vs. Oakland, and one, 9/10 at New England, 9/20 vs. San Francisco, 10/12 at San Diego, 10/18 vs. Arizona, 11/1 vs. Cincinnati and 11/15 vs. Cleveland) during the regular season...injured his right foot 12/27 at Baltimore...placed on the team's Reserve/Injured List due to a right foot injury on December 28, and missed the remainder of the season.

11/8 vs. Oakland: Forced his first career fumble on special teams that was recovered by LB Anthony Chickillo...the Steelers scored on the ensuing drive to take a 35-21 lead.

11/15 vs. Cleveland: Caught his first career pass for a 10-yard gain.

COLLEGE

Played in 49 games over his four-year career at Kent State (2010-13) and finished with 182 tackles, 65.0 TFLs, 24.0 sacks, 12 passes defended, 12 forced fumbles and returned one fumble for a touchdown...became the first player in Kent State history and the fifth player in MAC history to earn first team all-conference honors in four seasons (2010-13)...his 65.0 TFLs are a school record and he ranks second in school history with 24.0 career sacks...in 2013, was named to the SI.com All-America Team and was selected to play in the Medal of Honor Bowl...named to Phil Steele's postseason All-MAC First Team squad in 2012...in 2011, earned OhioCollegeFootball.com and All-Ohio First Team honors...in 2010, became the first freshman to be named MAC Defensive Player of the Year, while being named MAC Freshman of the Year...also earned first-team Freshman All-American recognition from *The Sporting News*, *Rivals.com*, Phil Steele, *CollegeFootballNews.com* and the Football Writers of America in 2010...majored in criminal justice.

PERSONAL

Played at Reynoldsburg High School (Reynoldsburg, Ohio)...named OCC player of the year, second-team all-state, first-team all-district, all-metro and first-team All-OCC...played in the 2010 Big 33 Classic for Ohio and was selected to play in the Ohio North-South All-Star game...registered 84 tackles, 34.0 TFLs and 8.0 sacks as a junior and earned second-team all-state, all-conference and first-team all-district, Super 25 and first-team All-OCC honors...also lettered in wrestling...son of Johnny and Lisa Jones...Full name: Roosevelt Delbert Nix.

NIX'S 2016 Game-by-Game Statistics

Date	Opponent	GP	GS	RUSHING					RECEIVING					
				Att	Yds	Avg	Lg	TD	No	Yds	Avg	Lg	TD	
9/12	at Washington													
9/18	CINCINNATI													
9/25	at Philadelphia													
10/2	KANSAS CITY													

NIX'S 2016 Game-by-Game Statistics (Continued)

Date	Opponent	GP	GS	RUSHING					RECEIVING				
				Att	Yds	Avg	Lg	TD	No	Yds	Avg	Lg	TD
10/9	N.Y. JETS								INACTIVE				
10/16	at Miami	1	0	0	0	0.0	0	0	0	0	0.0	0	0
10/23	NEW ENGLAND	1	1	0	0	0.0	0	0	0	0	0.0	0	0
11/6	at Baltimore								INACTIVE				
11/13	DALLAS	1	0	0	0	0.0	0	0	0	0	0.0	0	0
11/20	at Cleveland	1	1	0	0	0.0	0	0	0	0	0.0	0	0
11/24	at Indianapolis	1	0	0	0	0.0	0	0	0	0	0.0	0	0
12/4	N.Y. GIANTS	1	0	0	0	0.0	0	0	0	0	0.0	0	0
12/11	at Buffalo	1	0	0	0	0.0	0	0	0	0	0.0	0	0
12/18	at Cincinnati	1	0	0	0	0.0	0	0	0	0	0.0	0	0
12/25	BALTIMORE	1	0	0	0	0.0	0	0	0	0	0.0	0	0
1/1	CLEVELAND	1	1	0	0	0.0	0	0	2	5	2.5	3	0
SEASON TOTALS		10	3	0	0	0.0	0	0	2	5	2.5	3	0

POSTSEASON

1/8	MIAMI	1	0	0	0	0.0	0	0	0	0	0.0	0	0
1/15	at Kansas City	1	0	0	0	0.0	0	0	0	0	0.0	0	0
1/22	at New England	1	0	0	0	0.0	0	0	0	0	0.0	0	0
POSTSEASON TOTALS		3	0	0	0	0.0	0	0	0	0	0.0	0	0

NIX'S 2015 Game-by-Game Statistics (Continued)

Date	Opponent	GP	GS	RUSHING					RECEIVING				
				Att	Yds	Avg	Lg	TD	No	Yds	Avg	Lg	TD
9/10	at New England	1	0	0	0	0.0	0	0	0	0	0.0	0	0
9/20	SAN FRANCISCO	1	0	0	0	0.0	0	0	0	0	0.0	0	0
9/27	at St. Louis	1	0	0	0	0.0	0	0	0	0	0.0	0	0
10/1	BALTIMORE	1	0	0	0	0.0	0	0	0	0	0.0	0	0
10/12	at San Diego	1	0	0	0	0.0	0	0	0	0	0.0	0	0
10/18	ARIZONA	1	0	0	0	0.0	0	0	0	0	0.0	0	0
10/25	at Kansas City	1	0	0	0	0.0	0	0	0	0	0.0	0	0
11/1	CINCINNATI	1	1	0	0	0.0	0	0	0	0	0.0	0	0
11/8	OAKLAND	1	0	0	0	0.0	0	0	0	0	0.0	0	0
11/15	CLEVELAND	1	1	0	0	0.0	0	0	1	10	10.0	10	0
11/29	at Seattle	1	0	0	0	0.0	0	0	1	6	6.0	6	0
12/6	INDIANAPOLIS	1	1	0	0	0.0	0	0	0	0	0.0	0	0
12/13	at Cincinnati	1	0	0	0	0.0	0	0	0	0	0.0	0	0
12/20	DENVER	1	0	0	0	0.0	0	0	0	0	0.0	0	0
12/27	at Baltimore	1	0	0	0	0.0	0	0	0	0	0.0	0	0
12/28 - SEASON				RESERVE/INJURED LIST									
SEASON TOTALS		15	3	0	0	0.0	0	0	2	16	16.0	10	0

NIX'S Career Totals

REGULAR SEASON

Date	Team	GP	GS	RUSHING					RECEIVING				
				Att	Yds	Avg	Lg	TD	No	Yds	Avg	Lg	TD
2015	Pittsburgh	15	3	0	0	0.0	0	0	2	16	16.0	10	0
2016	Pittsburgh	10	3	0	0	0.0	0	0	2	5	2.5	3	0
NFL TOTALS		25	6	0	0	0.0	0	0	4	21	5.3	10	0

Career Regular-Season Special Teams Tackles (13): 8 in '15 and 5 in '16.

Additional Statistics: Forced his first career fumble on special teams 11/8/15 vs. Oakland.

POSTSEASON

Date	Team	GP	GS	RUSHING					RECEIVING				
				Att	Yds	Avg	Lg	TD	No	Yds	Avg	Lg	TD
2015	Pittsburgh								RESERVE/INJURED LIST				
2016	Pittsburgh	3	0	0	0	0.0	0	0	0	0	0.0	0	0
NFL TOTALS		3	0	0	0	0.0	0	0	0	0	0.0	0	0

Career Postseason Special Teams Tackles (1): 1 in '16.

**ROY PHILON** *Defensive Tackle*

HEIGHT: 6-3

HOW ACQUIRED: FA – '17

WEIGHT: 291

NFL EXPERIENCE: 1st year

COLLEGE: Louisville

BORN: March 26, 1991

BIRTHPLACE: Lexington, Ky.

PRO (0-0/0-0): Signed by the Steelers on February 13, 2017...released by the Steelers on August 20, 2016...signed by the Steelers on February 22, 2016...released by the Detroit Lions on August 31, 2015...signed with the Lions on January 6, 2015...added to the Lions' practice squad on November 3, 2014...released from the Chicago Bears' practice squad on October 7, 2014...signed to the Bears' practice squad on September 16, 2014...released from the Bears' practice squad on September 9, 2014...signed to the Bears' practice squad on September 1, 2014...released by the Steelers on August 30, 2014...originally signed with the Steelers as an undrafted rookie free agent on May 10, 2014.

2016 (0-0): Not on an NFL roster.

2015 (0-0): Not on an NFL roster.

2014 (0-0/0-0) (CHI/DET): Spent time on the Bears' and Lions' practice squads.

COLLEGE Played in 47 games with 30 starts for Louisville (2009-13)...recorded 116 tackles, 22.5 TFLs, 8.0 sacks, one pass defended and one forced fumble...as a senior in 2013, set single-season career highs with 12 starts, 41 tackles, 12.0 TFLs and 4.0 sacks...majored in justice administration.

PERSONAL Attended Bryan Station High School (Lexington, Ky.)...selected to play in the Border Bowl, where he registered eight tackles and 2.0 TFLs...as a senior in 2008, was named first-team All-State by the *Courier-Journal*...son of Deltoria Kincaid and Terry Philon...Full name: Roy Lewis Philon.



53

MAURKICE PONCEY *Center*

HEIGHT: 6-4
 WEIGHT: 304
 COLLEGE: Florida
 BORN: July 24, 1989
 BIRTHPLACE: Lakeland, Fla.

HOW ACQUIRED: D1 – '10 (#18)
 NFL EXPERIENCE: 8th year

CAREER HIGHLIGHTS

Recipient of the Steelers' Ed Block Courage Award in 2016.

Became the first center in NFL history to be selected to the Pro Bowl in each of his first three seasons (2010-12), and he has earned five overall Pro Bowl selections (2010-12, 2014 and 2016).

Named first-team Associated Press All-Pro twice (2011 and 2014).

Earned second-team Associated Press All-Pro honors twice (2010 and 2012).

Named to the 2012 USA Football All-Fundamentals Team.

Named to *Pro Football Weekly*/PFWA's All-NFL Team in 2011.

Named to *The Sporting News*' All-Rookie Team and PFW/PFWA All-Rookie Team in 2010.

Selected to *Pro Football Weekly*'s Midseason All-Pro Team as a rookie.

Won the Joe Greene Great Performance Award, given annually to the Steelers' top rookie, in 2010 after becoming the first Steelers' rookie lineman to start his first NFL game since 2000 (Marvel Smith).

PRO

[77-77/6-6]: Placed on the Steelers' Reserve/Injured; Designated for Return List due to a right leg injury on September 6, 2015...signed a five-year contract extension with the Steelers on June 12, 2014, to remain with the team through 2019...placed on the Steelers' Reserve/Injured List due to a right knee injury on September 9, 2013...placed on the Steelers' Reserve/Injured List due to an ankle injury on February 5, 2011...originally drafted by the Steelers in the first round (18th overall) of the 2010 NFL Draft.

2016

[15-15/3-3]: Started 15 regular-season games at C (inactive 1/1 vs. Cleveland)...

was part of an offensive line that allowed just 17.0 sacks on QB Ben Roethlisberger, the fewest sacks he has ever taken in a single-season in his career...also a part of an offensive line that paved the way for RB Le'Veon Bell to lead the NFL in scrimmage yards per game (157.0), and to set the team's single-game record for most rushing yards in the regular season (236, Week 14 at Buffalo) and in the postseason (170, AFC Divisional Playoff at Kansas City)...started all three postseason contests.

9/12 at Washington: Was part of an offensive line that helped block for a 300-yard passer, 100-yard rusher and 100-yard receiver.

10/2 vs. Kansas City: Was part of an offensive line that helped block for Roethlisberger to throw for 300 yards with five touchdowns and for Bell to rush for 144 yards.

11/6 at Baltimore: Missed significant time due to a finger injury.

11/20 at Cleveland: Was part of an offensive line that helped block for Bell to rush for 146 yards...was also a part of an offensive line that gave up zero sacks.

11/24 at Indianapolis: Was part of an offensive line that didn't allow a sack for the second straight game.

12/11 at Buffalo: Was part of an offensive line that helped block for Bell to rush for a team record 236 yards...was also a part of an offensive line that allowed zero sacks...marked his 75th career game played during the regular season.

12/25 vs. Baltimore: Was part of an offensive line that did not allow a sack.

AFC Divisional Playoff 1/15 at Kansas City: Was part of an offensive line that blocked for Bell to rush for a Steelers' postseason single-game record 170 yards.

2015

[0-0/0-0]: Spent the entire season on the Steelers' Reserve/Injured; Designated for Return List due to a right leg injury he suffered during the preseason.

MAURKICE POUNCEY

2014 [16-16/1-1]: Started at C in all 16 regular-season games for the second time in his career (2010)...was part of an offensive line that helped block for the offense to set numerous single-season team records, including total points (436), total yards (6,577) and total first downs (379)...also helped block for an offense that led the NFL in time of possession (32:24), yards per first down play (6.42) and tied for the league lead in yards per play (6.2)...was part of an offensive line that allowed zero sacks in three games during the regular season (10/26 vs. Indianapolis, 12/7 at Cincinnati and 12/28 vs. Cincinnati)...made his 50th career regular-season start 9/28 at Tampa Bay...also started the lone postseason contest at C.

9/21 at Carolina: Was part of an offensive line that helped block for Bell and RB LeGarrette Blount to each record 100-yard games...marked the first time since 1986 that the Steelers had two 100-yard rushers in the same game.

10/26 vs. Indianapolis: Was part of an offensive line that allowed Roethlisberger to throw for single-game team records in completions (40) passing yards (522) and passing touchdowns (6).

11/2 vs. Baltimore: Was part of an offensive line that helped block for Roethlisberger to throw six touchdowns and to total an NFL record 12 touchdown passes in back-to-back games.

11/17 at Tennessee: Was part of an offensive line that helped pave the way for Bell to record the fourth-highest single game rushing total in team history (204 yards).

2013 [1-1]: Started at C in the season opener 9/8 vs. Tennessee, but he left the game in the first quarter with a right knee injury and did not return...placed on the Steelers' Reserve/Injured List due to a right knee injury on September 9.

2012 [15-15]: Started all 15 games played (14 at C and 1 at LG)...his first and only career start at LG was 12/2 at Baltimore...inactive due to a right knee injury 10/21 at Cincinnati...was part of an offensive line that helped block for Roethlisberger to throw for 26 touchdowns and register a passer rating of 97.0.

2011 [14-14/0-0]: Started 14 games at C during the regular season...inactive 12/19 at San Francisco and 12/24 vs. St. Louis due to an ankle injury...helped block for the Steelers' offense to gain 372.3 total net yards per game and for Roethlisberger to throw for 4,077 yards during the regular season...inactive due to an ankle injury for the AFC Wild Card Game 1/8 at Denver.

2010 [16-16/2-2]: Started all 16 regular-season games at C as a rookie...became the first Steelers' rookie lineman to start in his first NFL game since 2000 (Marvel Smith) when he started 9/12 vs. Atlanta...helped pave the way for RB Rashard Mendenhall to rush for a career-high 1,273 yards with a career-high 13 rushing touchdowns...started the first two postseason contests...injured his ankle in the first quarter and did not return to the AFC Championship Game 1/23 vs. N.Y. Jets...placed on the Steelers' Reserve/Injured List due to an ankle injury on February 5.

COLLEGE Started 39-of-41 games that he appeared in for Florida (2007-09)...in 2009 as a junior, became the first player in school history to capture the Rimington Trophy, given annually to the nation's best center...also in 2009, was a unanimous All-Southeastern Conference first-team choice, and an All-America first-team selection by The NFL Draft Report, Football Writers Association and Walter Camp, adding second-team honors from the Associated Press...helped lead his team to an SEC Championship and FedEx BCS National Championship in 2008...also in 2008, he was named All-Southeastern Conference first team...as a freshman in 2007, was named first-team Freshman All-America by the College Football News and Rivals.com and was a member of the Freshman All-Southeastern Conference squads selected by the league's coaches and Associated Press...majored in social and behavioral sciences.

PERSONAL Attended Lakeland High School (Lakeland, Fla.)...was one of 16 offensive linemen named to the *Atlanta Journal-Constitution's* Super Southern 100 squad...also a two-time All-State selection...as a senior, he and his twin brother, Mike, helped lead Lakeland to its 45th con-

MAURKICE PONCEY

secutive victory, third-consecutive Class 5A State Championship and second-straight *USA Today* National Championship in 2006...they were part of an offensive line that blocked for a 4,000-yard rushing team that season...Maurkice and Mike were also teammates at Florida...Mike was drafted in the first round by the Miami Dolphins in the 2011 NFL Draft....son of Lisa and Rob Webster...has one daughter, Jayda...Full name: LaShawn Maurkice Pouncey.

PONCEY'S Career Totals

Year	Team	GP	GS
2010	Pittsburgh	16	16
2011	Pittsburgh	14	14
2012	Pittsburgh	15	15
2013	Pittsburgh	1	1
2014	Pittsburgh	16	16
2015	Pittsburgh	RESERVE/INJURED; DESIGNATED FOR RETURN	
2016	Pittsburgh	15	15
NFL TOTALS		??	??

PONCEY'S Career Postseason Totals

Year	Team	GP	GS
2010	Pittsburgh	2	2
2011	Pittsburgh	INACTIVE	
2014	Pittsburgh	1	1
2015	Pittsburgh	RESERVE/INJURED; DESIGNATED FOR RETURN	
2016	Pittsburgh	3	3
NFL TOTALS		6	6



68

JAKE RODGERS *Offensive Tackle*

HEIGHT: 6-6

HOW ACQUIRED: FA – '17

WEIGHT: 320

NFL EXPERIENCE: 1st year

COLLEGE: Eastern Washington

BORN: Sept. 10, 1991

BIRTHPLACE: Spokane, Wash.

PRO

[0-0/0-0]: Signed by the Steelers on May 5, 2017...released by the Carolina Panthers on May 2, 2017...signed by the Panthers on January 3, 2017...released from the Panthers' practice squad on December 13, 2016...signed to the Panthers' practice squad on November 29, 2016...released by the New York Giants September 12, 2016...signed by the Giants on January 5, 2016...signed to the Giants' practice squad on December 8, 2015...released by the Atlanta Falcons on September 4, 2015...originally drafted by the Falcons as a seventh-round (225th overall) selection in the 2015 NFL Draft.

2016

[0-0/0-0] (NYG/CAR): Spent time on the Giants' active roster, as well as their practice squad...also was on the Panthers' practice squad...did not see any action.

2015

[0-0/0-0] (ATL/NYG): Spent time on the Falcons' active roster and the Giants' practice squad...did not see any action.

COLLEGE

Played in 24 games at Eastern Washington (2013-14), after transferring from Washington State...as a senior in 2014, was a first-team FCS All-American and was a first-team All-Big Sky Conference selection...majored in exercise science.

PERSONAL

Attended Shadle Park High School (Spokane, Wash.)...lettered three times in football and basketball.

**BEN ROETHLISBERGER** *Quarterback*

HEIGHT: 6-5
 WEIGHT: 240
 COLLEGE: Miami (Ohio)
 BORN: March 2, 1982
 BIRTHPLACE: Findlay, Ohio

HOW ACQUIRED: D1 – '04 (#11)
 NFL EXPERIENCE: 14th year

**CAREER HIGHLIGHTS**

Has started the most games at QB in team history (183), and he has the most wins in team history (123) during the regular season.

In 13 seasons he has led the Steelers to nine post-season berths, six AFC North Championships, four AFC Championships and two Super Bowl victories in three championship game appearances, becoming the youngest quarterback to ever win a Super Bowl (23, Super Bowl XL), and the second-youngest quarterback to win his second Super Bowl (Tom Brady).

Entering the 2017 season, holds career franchise regular-season records in numerous passing categories, including passing touchdowns (301), passing yards (46,814), passer rating (94.1), completions (3,804), pass attempts (5,932), completion percentage (64.1), yards per attempt (7.9), 300-yard passing games (49) and 3,000-yard passing seasons (11).

Entering the 2017 season, has the fourth-most 400-yard passing games in NFL history (9), the ninth-most passing touchdowns in NFL history (301), the 10th-most passing yards in NFL history (46,814) and the 11th-most completions in NFL history (3,804).

Entering the 2017 season, has thrown at least one touchdown pass in 44 consecutive home games, the third-longest streak in NFL history and longest active streak.

Owens many franchise records for career post-season passing, including passing yards (4,787), attempts (618), completions (385), completion percentage (62.3) and 300-yard passing games (4), and has also appeared in the most playoff games (20) in Steelers' post-season history.

Holds many of the single-season passing records for the Steelers including completions (408 in

2014), attempts (608 in 2014), touchdown passes (32 in 2007 and 2014), passer rating (104.1 in 2007), completion percentage (68.0 in 2015), passing yards (4,952 in 2014), 300-yard games (9 in 2014) and games with a passer rating of 100.0 or more (10 in 2014).

Holds the Steelers single-game records for most passing yards (522, 10/26/14 vs. Indianapolis), completions (40, twice, last vs. Denver, 12/20/15), attempts (58, 11/30/14 vs. New Orleans), completion percentage (min. 20 attempts, 85.7, 11/26/07 vs. Miami) and touchdown passes (6), which he did in back-to-back games in 2014 (10/26 vs. Indianapolis and 11/2 vs. Baltimore).

Is 20-1 all-time at home in October as a starter, the best winning percentage in NFL history at home in October (.952).

Has thrown at least 15 touchdowns in his first 13 seasons in the league, which ties him with Peyton Manning for the most consecutive seasons to start a career with at least 15 passing touchdowns in NFL history.

In 2016, he reached the 3,000-yard passing mark for the 11th straight season, to become the sixth player in NFL history to reach 3,000 passing yards in 11 straight seasons.

During the 2016 season, became the 10th quarterback in NFL history to throw at least 275 touchdown passes with one team, and became the 11th quarterback in league history to reach 45,000 passing yards, and the eighth quarterback to do so with one team.

In 2016, reached 45,000 passing yards in his 179th career game, the fifth fewest games in NFL history to hit that milestone.

During the 2016 season, became the sixth quarterback in NFL history to register at least five touchdown passes in five games.

BEN ROETHLISBERGER

In 2016, became the first player in NFL history to throw at least 500 completions to three teammates (Heath Miller, Hines Ward and Antonio Brown).

Became the third active NFL quarterback to reach 50 road wins (Tom Brady and Drew Brees) during the 2016 season.

By completing 40 passes against Denver in 2015 (12/20), he became the first quarterback in NFL history to have two 40-completion games in a career.

With his 456-yard passing game at Seattle in 2015 (11/29), he became the sixth NFL quarterback since 1960 to record eight 400-yard passing games during the regular-season.

With his 522-yard passing performance against Indianapolis in 2014 (10/26), he became the first quarterback in NFL history to have two 500-yard passing games in a career.

By throwing 12 total touchdowns in a two-game span in 2014 (Weeks 8-9), he set an NFL record for the most touchdown passes in a two-game span.

Threw at least one touchdown in 30 consecutive regular-season games that he played in, a team record, which started 9/9/12 at Denver and ended 9/11/14 at Baltimore.

In 2014, he became one of six quarterbacks in NFL history to earn wins against at least 31 other teams with a Week 15 victory at Atlanta.

Named the Steelers' 2013 Walter Payton Man of the Year, an award that recognizes a player's off-the-field community service as well as his playing excellence.

Became just the fourth quarterback in NFL history (Tom Brady, Joe Montana and Terry Bradshaw) to win 100 games in the first 150 starts of his career.

Is only the second quarterback in team history (Terry Bradshaw, 111) to reach 100 career wins in the regular season.

Became the first QB in franchise history to throw for more than 300 yards in three consecutive games (Weeks 7-9 in 2011).

Earned his third consecutive Pro Bowl selection and his fifth overall selection in 2016 (2007, 2011, 2014-16).

Named AFC Player of the Month (November in 2013).

Has been named AFC Offensive Player of the Week 14 times in his career (Week 6 in 2004, Weeks 10 and 16 in 2007, Week 5 in 2008, Week 15 in 2009, Week 17 in 2010, Weeks 5 and 8 in 2011, Week 11 in 2013, Weeks 8-9 in 2014, Weeks 2 and 10 in 2015, and Week 4 in 2016).

Has been named the FedEx Air Player of the Week 13 times (Week 5 in 2006, Weeks 9 and 16 in 2007, Week 5 in 2008, Week 8 in 2011, Weeks 8-9 and 14-15 in 2014, Weeks 10, 13 and 15 in 2015 and Week 5 in 2016).

Earned Sunday ESPN NFL Primetime Game Ball honors for the Wild Card Game, Divisional Playoff and AFC Championship Game in 2005.

Recipient of the 2010 Pro Football Writers' "The Chief Award," which was established in honor of the Steelers' founder, Arthur J. Rooney, Sr., and is presented annually to the Steeler that best exemplifies the spirit of cooperation with the media.

Named Offensive Rookie of the Year by the Associated Press, *Sports Illustrated*, *The Sporting News*, *Pro Football Weekly*, PFWA, *Football Digest* and Pepsi, won the Joe Greene Great Performance Award given annually to the Steelers' top rookie, named to *Pro Football Weekly's* and the PFWA's All-Rookie Team, named Pepsi NFL Rookie of the Week (Weeks 3-6, 8, 9, 11, 13 and 16), NFL Rookie of the Month (October) all as a rookie in 2004.

PRO [185-183/20-20]: Signed a new five-year contract with the Steelers on March 13, 2015...suspension lifted on October 4, 2010...suspended four games for violating the NFL Personal Conduct Policy on April 21, 2010...re-signed with the Steelers (eight-year contract) on March 3, 2008...originally drafted by the Steelers in the first round (11th overall) of the 2004 NFL Draft.

2016 [14-14/3-3]: Named an offensive team captain for the eighth time...started 14 games during the regular season...inactive due to a left knee injury 10/23 vs. New England...did not play in the regular season finale 1/1 vs. Cleveland...during the regular season, finished in the top-10 in the NFL in three-touchdown games (7, T-3rd), passing touchdowns (29, 6th), pass plays of 25 yards or more (33, 8th) and 300-yard passing games (4, T-10th)...has thrown at least 20 touchdowns in six straight seasons, a team record...reached 3,500 passing yards for the fourth straight season, extending his team record...started all three postseason games, setting the Steelers' record for most playoff games played (20).

9/12 at Washington: Set the Steelers' Monday Night Football record with 27 pass completions...marked his second career 300-yard game on Monday Night Football...marked the sixth time that he threw at least three touchdowns in a single Monday Night Football game.

9/18 vs. Cincinnati: Marked the first time he threw at least three touchdowns in the first two games of a season...joined Terry Bradshaw (1982) as the only quarterbacks in team history to throw at least three touchdowns in the first two games of a season...added a season-long 14-yard run...eclipsed 1,200 career rushing yards during the regular season.

10/2 vs. Kansas City: Named AFC Offensive Player of the Week...at one point, he threw a touchdown on three straight pass attempts, the first quarterback to do so since Chris Redman on 12/30/07...threw four touchdowns in the first half for the third time in his career...became just the second Steeler to throw three touchdowns in the first quarter (Bubby Brister, 12/23/90 vs. Cleveland).

10/9 vs. N.Y. Jets: Named FedEx Air Player of the Week...threw four touchdowns, marking the 12th time in his career that he threw four or more touchdowns in a single game, extending his franchise record...marked the second time in his career that he threw at least four touchdowns in back-to-back games (10/26 and 11/2 in 2014)...threw a 72-yard touchdown pass, the 15th touchdown pass of his career of at least 60 yards, extending his franchise record.

10/16 at Miami: Set the team record for most passing touchdowns in the first six games of a season (16).

11/6 at Baltimore: Threw a 23-yard touchdown pass to WR Antonio Brown...added a four-yard touchdown

run, his 16th career rushing touchdown during the regular season.

11/13 vs. Dallas: Completed 37-of-46 passes for 408 yards with three touchdowns...his attempts, completions and yards were season highs...recorded his 49th career 300-yard passing game during the regular season...marked his ninth career 400-yard game.

11/20 at Cleveland: Won his 20th career start against Cleveland...his 20-2 record against the Browns is the best record of any NFL quarterback against an opponent since the 1970 merger (minimum 15 starts)...became the fifth quarterback in NFL history with at least 20 regular season wins against one opponent...tied Tom Brady (22 vs. Buffalo) for the fewest starts to 20 wins versus one team since the 1970 merger.

11/24 at Indianapolis: Completed 14-of-20 passes for 221 yards with three touchdowns and zero interceptions...marked his third straight game with at least three touchdown passes against the Colts.

12/4 vs. N.Y. Giants: Threw a 22-yard touchdown to Brown...reached 25 passing touchdowns on the season, his sixth career season with at least 25 passing touchdowns...reached 200 passing yards in the first half for the second time this season and for the 18th time in his career...threw for 104 yards in the first quarter, the third time he reached 100 passing yards in the first quarter this season and for the 31st time in his NFL career.

12/25 vs. Baltimore: Recorded his 35th career game-winning drive during the regular season...threw three touchdowns, including the game-winning four-yard pass to Brown...marked his 50th touchdown pass to Brown, the most in team history by a QB-WR tandem...his 50 touchdown passes to Brown made them the fifth active QB-WR tandem to connect on 50 touchdowns...marked the 42nd time in his career that he threw at least three touchdowns in a game during the regular season...registered a passer rating of at least 100.0 for the 75th time in his career as a starter (67-8 record in those games).

AFC Wild Card Game 1/8 vs. Miami: His 62 and 50-yard touchdown passes to Brown were the second and third-longest touchdown passes of his postseason career...marked the fourth time in his postseason career that he threw two touchdowns in the opening half of a playoff game...recorded his eighth multi-touchdown passing game of his postseason career, the second-most multi-touchdown passing games in Steelers' playoff

BEN ROETHLISBERGER

history...threw for 188 yards in the first half, tying his career postseason-high for the opening half of a playoff game...his 188 passing yards were the second-most in team history in the opening half of a playoff game...his 162 passing yards in the first quarter is a Steelers' postseason record for the opening quarter of a playoff game.

AFC Championship Game 1/22 at New England:

Appeared in his 20th career postseason game (all games started), which are the most postseason contests played in Steelers' playoff history...became the sixth quarterback in NFL history to start 20 postseason games, and the fourth to do so with one team...became the first quarterback in team history to record two postseason games with at least 30 completions...completed 13 straight passes, the longest consecutive passes completed streak in his postseason career, and the second-longest streak in team history (Bradshaw)...tied Dan Marino for the fifth-most completions in NFL postseason history (385)...has the sixth-most passing yards in NFL postseason history (4,787)...became the second player in team history (Bradshaw) to throw at least 25 touchdowns in the postseason...tied Joe Flacco for the 10th-most passing touchdowns in NFL postseason history (25).

2015

(12-11/2-2): Named an offensive team captain for the seventh time...saw action in 12 games with 11 starts during the regular season...injured his left knee 9/27 at St. Louis...inactive due to a left knee injury 10/1 vs. Baltimore, 10/12 at San Diego, 10/18 vs. Arizona and 10/25 at Kansas City...totaled 3,938 passing yards and 21 touchdowns during the regular season...started both postseason contests, finishing with a 93.3 passer rating, the second-highest in a single postseason in his career.

9/10 at New England: Totaled 351 passing yards, marking his second straight season opener with at least 300 passing yards and the third season opener of his career with at least 300 passing yards...marked his fourth straight 300-yard game against New England.

9/20 vs. San Francisco: Named AFC Offensive Player of the Week...threw for 369 yards with three touchdowns for a passer rating of 155.8...has thrown for at least 300 yards in the first two games of a season for the first time in his career.

11/1 vs. Cincinnati: Returned to the starting lineup after missing four games due to a left knee injury...

moved into sole possession of 15th place on the NFL's all-time passing touchdowns list...joined Warren Moon as the second quarterback in NFL history to throw at least 30 touchdowns against the Bengals in a career.

11/8 vs. Oakland: Threw for 334 yards before leaving the game in the fourth quarter due to a left foot injury...passed Joe Montana for the 14th-most passing yards in NFL history...threw for 153 yards in the first quarter.

11/15 vs. Cleveland: Named AFC Offensive Player of the Week...and FedEx Air Player of the Week...did not start the game but entered the game early in the first quarter due to an injury to QB Landry Jones...completed 22-of-33 passes for 379 yards with three touchdowns and one interception...the 379 yards are the most in NFL history for a quarterback that did not start the game...surpassed Kerry Collins for the 13th most passing yards in NFL history.

11/29 at Seattle: Totaled 456 passing yards, his eighth career 400-yard game during the regular season...his 456 yards are a career-high in a regular-season road game and are the third-most in a single-game in his career...his 55 pass attempts are the second-most in a single-game in his career...passed Dave Krieg for sole possession of 14th place for the most passing touchdowns in NFL history...left the game in the fourth quarter to go through the NFL's Concussion Protocol.

12/6 vs. Indianapolis: Named FedEx Air Player of the Week...marked his fourth straight game with at least 300 passing yards, matching a career-long streak and setting a team record...has thrown for at least 350 yards in three straight games, matching a career-long streak...threw for at least 200 yards in the first half for the fourth straight game, becoming the first quarterback to accomplish that feat since Dan Fouts in 1981...has completed a pass of 50 yards or more in four straight games, the first Steeler to accomplish that feat since Bobby Layne in 1958.

12/20 vs. Denver: Named FedEx Air Player of the Week...totaled 40 completions on 55 attempts...the 40 completions tied a single-game team record and the 55 attempts are tied for the second-most in a single-game in his career...the 40 completions marked the most in a single game against Denver since 1960...has thrown for at least 300 yards in four straight home games, a team record...has thrown for at least 300 yards and two touchdowns in four straight home games, establishing a team record.

1/3 at Cleveland: Threw for 349 yards with three touchdowns for a passer rating of 102.7...became the first quarterback in NFL history to throw for 5,000 yards in their career versus Cleveland...surpassed Bradshaw for the most touchdown passes versus Cleveland in NFL history [35].

AFC Wild Card Game 1/9 at Cincinnati: Engineered his fourth career postseason fourth quarter/overtime comeback, leading the team on a nine-play, 74-yard drive to set up K Chris Boswell's game-winning field goal...threw a 10-yard touchdown to Bryant...joined Bradshaw as the team's only two players with at least 3,500 passing yards during the postseason...left the game in the third quarter due to a right shoulder injury but returned late in the fourth quarter.

AFC Divisional Playoff 1/17 at Denver: Set a single postseason best with 339 passing yards...became the first quarterback in team history to record 300 postseason completions...surpassed Bradshaw for the most passing yards in team postseason history.

2014

[16-16/1-1]: Named offensive team captain for the sixth year...started all 16 games during the regular season for the third time in his career, and he started in the AFC Wild Card Game vs. Baltimore... became the first quarterback in team history to throw for at least 30 touchdowns in two seasons [2007 and 2014]...became the first quarterback in team history to throw for at least 4,000 yards in back-to-back seasons...his 4,952 passing yards tied for the league lead [Drew Brees], and he joined Jim Finks [2,270 yards in 1955] as the only QBs in team history to lead or tie for the NFL lead in passing yards.

9/7 vs. Cleveland: Led the team on a game-winning drive [five plays, 33 yards] to set up K Shaun Suisham's game-winning 41-yard field goal...became the third quarterback [Warren Moon and Ken Anderson] to complete 300 passes against Cleveland in regular-season games...threw for 278 yards in the first half.

10/12 at Cleveland: Became the all-time leader in passing yards [4,595] and completions [343] against the Browns in NFL history during the regular season.

10/26 vs. Indianapolis: Named AFC Offensive Player of the Week and FedEx Air Player of the Week...recorded his 100th career win as a starter...his 522 passing yards at the time tied for the fourth-most in NFL history in a single game...marked his sixth career 400-yard game during the regular season...threw six touchdowns,

including four touchdowns in the first half...marked his third career game with at least five passing touchdowns during the regular season...totaled 300 passing yards in the first half [320] for the first time in his career...matched his single-game career-high with 23 first half completions.

11/2 vs. Baltimore: Named AFC Offensive Player of the Week and FedEx Air Player of the Week...tied his own team record with six touchdown passes...marked his fourth career game with at least five passing touchdowns during the regular season...totaled 340 passing yards...threw three touchdowns in the first half for the second straight week...threw at least four touchdowns for the first time in back-to-back games.

11/9 at N.Y. Jets: Totaled 343 passing yards...became the first Steeler in franchise history to reach 3,000 passing yards in the first 10 games of a season...threw an 80-yard touchdown to WR Martavis Bryant.

11/17 at Tennessee: Surpassed Bradshaw for the most completions by a Steeler on Monday Night Football [255].

11/30 vs. New Orleans: Threw for 435 yards, his seventh career 400-yard game during the regular season... became the first Steelers' quarterback to throw for 25 or more touchdowns in three straight seasons.

12/7 at Cincinnati: Named FedEx Air Player of the Week...completed a 94-yard touchdown pass to Bryant, the second-longest pass play in team history... with 25 career touchdown throws against Cincinnati, has now recorded the most touchdown passes by a Steelers quarterback against the Bengals.

12/14 at Atlanta: Named FedEx Air Player of the Week... with the win, he has beaten all 31 other NFL teams.

AFC Wild Card Game vs. Baltimore: Completed 31-of-45 passes for 334 yards...marked his second career 300-yard game in the postseason...surpassed Bradshaw for the most completions by a Steeler in the postseason [279]...set a team postseason record with 18 first-half completions...set a career-best playoff single-game mark with 31 completions...left the game for a few plays in the fourth quarter due to a neck injury but returned.

2013

[16-16]: Named offensive team captain for the fifth year...started all 16 games for the second time in his career [2008]...tied Terry Bradshaw [11/28 at Baltimore] and passed Bradshaw [12/8 vs.

BEN ROETHLISBERGER

Miami) for the most passing touchdowns during the regular season in franchise history...passed Bradshaw (3,901) for the most pass attempts in franchise history...reached 200 career touchdown passes to join Bradshaw, John Elway, Joe Montana, Tom Brady and Eli Manning as the only QBs in NFL history to have at least 200 touchdown passes and win at least two Super Bowls...became the first quarterback in team history to record at least 20 touchdown passes during the regular season five times.

9/22 vs. Chicago: Threw for 406 yards, his fourth career regular-season game with at least 400 yards.

9/29 vs. Minnesota (London): Finished with 383 passing yards...threw for more than 375 yards in back-to-back games for the first time in his career.

10/20 vs. Baltimore: Led the Steelers on a seven-play, 39-yard drive to set up K Shaun Suisham's game-winning 42-yard field goal.

11/3 at New England: Threw for 400 yards with four touchdowns...recorded his fifth 400-yard game during the regular season.

11/17 vs. Detroit: Named AFC Offensive Player of the Week...threw four touchdown passes, including touchdown passes on both of the Steelers drives in the first quarter...threw for 222 yards in the first half.

12/15 vs. Cincinnati: Attempted 18 passes before throwing an interception, which gave him 207 pass attempts without an interception, the longest streak of his career (including postseason)...won his 14th career game against the Bengals during the regular season, passing Bradshaw (13-9) and Warren Moon (13-7) for the most wins by a quarterback against Cincinnati during the regular season, dating back to 1968.

12/22 at Green Bay: Recorded a 13-yard touchdown run...now has 15 rushing touchdowns during the regular season, which are the third-most by a Steelers' quarterback in team history.

2012

[13-13]: Named offensive team captain for the fourth year...started 13 games, missing three contests (Weeks 11-13) due to a shoulder injury that he sustained in 11/12 vs. Kansas City...became the Steelers' all-time leader in passing yards during the regular season...threw at least 20 touchdowns in back-to-back seasons for the first time in his career...recorded at least one touchdown pass in all 13 games

he played, marking the first time in his career that he threw at least one touchdown in each game he played in the regular season.

9/23 at Oakland: Threw for a season-high 384 yards with four touchdowns.

10/7 vs. Philadelphia: Led his team on a fourth quarter game-winning drive that helped set up K Shaun Suisham's game-winning 34-yard field goal.

10/11 at Tennessee: With 363 passing yards, passed Terry Bradshaw (27,989) for the most passing yards in franchise history during the regular season...connected on an 82-yard touchdown with WR Mike Wallace.

10/21 at Cincinnati: Led the team on a game-winning drive in the fourth quarter that was capped off by RB Chris Rainey's 11-yard touchdown run.

11/4 at N.Y. Giants: Led his team on a game-winning fourth-quarter drive that was capped off by a one-yard touchdown run by RB Isaac Redman...connected with Wallace on a 51-yard touchdown pass early in the fourth quarter.

12/9 vs. San Diego: Returned to the starting lineup after missing three games due to a shoulder injury...threw three touchdowns...connected with Wallace on a 40-yard touchdown late in the third quarter.

12/30 vs. Cleveland: Registered three passing touchdowns for the fourth time on the season.

2011

[15-15/1-1]: Named offensive team captain for the third year...started 15 regular-season games and the lone postseason contest...reached 25,000 career passing yards...became the first QB in franchise history to throw for more than 300 yards in three consecutive games (Weeks 7-9)...passed Terry Bradshaw (12/4 vs. Cincinnati) for the most completions in franchise history.

9/25 at Indianapolis: Led the team on a 10-play, 60-yard drive to set up K Shaun Suisham's game-winning 38-yard field goal...set a career-high with 171 yards passing in the first quarter, the most passing yards by any Steelers' QB in any quarter dating back to 1991.

10/9 vs. Tennessee: Named AFC Offensive Player of the Week...threw five touchdown passes...marked the second time in his career that he threw five touchdowns in a game during the regular season.

10/23 at Arizona: Completed a 95-yard touchdown pass to Wallace, the longest pass play and the second-longest offensive play from scrimmage in team history...registered at least 200 yards passing in each of the first seven games of the season for the first time in his career.

10/30 vs. New England: Named AFC Offensive Player of the Week and FedEx Air & Ground Player of the Week...finished 36-of-50 for 365 yards with two touchdowns...was 9-of-12 on third downs for 104 yards with two touchdowns...set career highs with 23 completions and 32 attempts in the first half.

11/6 vs. Baltimore: Threw for 330 yards to become the first QB in franchise history to throw for at least 300 yards in three consecutive games.

AFC Wild Card Game 1/8 at Denver: Became the second player in franchise history and 13th in NFL history to throw for at least 3,000 yards in the postseason (3,150).

2010 **[12-12/3-3]:** Started the final 12 games of the regular season after serving a four-game suspension for violating the NFL's personal conduct policy...finished third in the NFL during the regular season with an 8.23 yards-per-attempt average...recorded the longest run of his career (31 yards), and he added two rushing touchdowns...started all three postseason contests, helping lead the team to Super Bowl XLV.

10/17 vs. Cleveland: Made his first start of the season...finished with 257 passing yards with three touchdowns.

10/24 at Miami: Led the team on a game-winning fourth-quarter drive that was capped off by K Jeff Reed's 18-yard game-winning field goal.

11/21 vs. Oakland: Scored on a 16-yard touchdown run in the second quarter...added a career-long 31-yard run in the fourth quarter...finished with a single-game career-high 55 yards rushing.

11/28 at Buffalo: Led the team on a game-winning overtime drive that was capped off by K Shaun Suisham's game-winning 41-yard field goal.

12/5 at Baltimore: Tossed a nine-yard touchdown pass to Redman with less than three minutes remaining in the game to cap off a fourth-quarter game-winning drive.

12/23 vs. Carolina: Tossed a 43-yard touchdown to Wallace in the second quarter, marking the seventh time in team history that the tandem combined for a touchdown of at least 40 yards, tying the team record...finished the first half with 259 passing yards...added a one-yard rushing touchdown.

1/2 at Cleveland: Named AFC Offensive Player of the Week...finished 15-of-22 for 280 yards with two touchdowns for a season-high 141.3 passer rating...has thrown 158 consecutive passes without an interception, the longest streak for the Steelers since QB Kordell Stewart had a streak of 159 consecutive passes without an interception in 2001...tossed a 56-yard touchdown pass to Wallace on the Steelers' first offensive play of the game, marking the eighth time the duo posted a touchdown of at least 40 yards, establishing a team record.

AFC Championship Game 1/23 vs. N.Y. Jets: Became the eighth quarterback in NFL history to start four Conference Championship games in his first seven seasons...tallied a two-yard rushing touchdown in the second quarter, his third career postseason rushing touchdown.

Super Bowl XLV 2/6 vs. Green Bay: Threw for 263 yards with two touchdowns, his seventh career postseason game with multiple passing touchdowns.

2009 **[15-15]:** Named offensive team captain for the second year...started 15 games, missing one due to a head injury (Week 12)...became the first quarterback in team history to eclipse the 4,000-yard passing mark in a single season...recorded his first career 500-yard passing game 12/20 vs. Green Bay.

9/10 vs. Tennessee: Led his team on a fourth-quarter game-winning drive that was capped off by Reed's 33-yard field goal...became just the second QB in team history to reach 15,000 passing yards...passed Stewart for the second-most completions in team history.

9/27 at Cincinnati: Recorded a one-yard touchdown run.

10/18 vs. Cleveland: Threw for 417 yards with two touchdowns...marked his third career 400-yard game during the regular season.

10/25 vs. Minnesota: Threw one touchdown, a 40-yarder to Wallace.

BEN ROETHLISBERGER

11/9 at Denver: Recorded his 32nd career game with a 100-plus passer rating during the regular season, breaking the record previously held by QB Terry Bradshaw.

12/20 vs. Green Bay: Threw for 503 yards with three touchdowns...joined Pro Football Hall of Famers Y.A. Tittle and Warren Moon as the only quarterbacks in the NFL to throw for at least 500 yards with three touchdowns and zero interceptions...at the time, he became the 10th player in NFL history with 500 passing yards in a single-game...marked his second career game during the regular season with at least 400 passing yards...posted a fourth quarter game-winning drive that he capped off with a 19-yard touchdown pass to Wallace as time expired.

12/27 vs. Baltimore: Posted a fourth quarter game-winning drive that was capped off by Reed's 38-yard field goal.

2008 [16-16/3-3]: Named offensive team captain for the first time in his career...started all 16 regular-season games for the first time in his career...became the first quarterback in franchise history to top 3,000 passing yards in three consecutive seasons...with a win in the regular-season finale against Cleveland, he recorded his 51st win as a starter, which were the most wins in NFL history by a quarterback in his first five seasons [at the time]...he also became the first quarterback in NFL history to win 50 games in his first five seasons...started all three postseason games...his eight playoff wins during his first five seasons trailed only Tom Brady (9) at the time.

10/5 at Jacksonville: Named AFC Offensive Player of the Week...posted a fourth quarter game-winning drive, as he hit WR Hines Ward for a game-winning eight-yard touchdown pass with under two minutes remaining in the game.

10/19 at Cincinnati: Surpassed 1,000 career completions when he hit TE Heath Miller for a seven-yard gain in the third quarter...threw a 50-yard touchdown pass to WR Nate Washington in the fourth quarter.

10/26 vs. N.Y. Giants: Recorded a season-long 65-yard touchdown pass to Washington in the third quarter...surpassed O'Donnell for third place on the team's all-time passing yards list.

11/3 at Washington: Recorded a one-yard touchdown run...left the game at halftime with a shoulder injury.

11/9 vs. Indianapolis: Moved into second place on the team's all-time passing yardage list, passing Stewart.

11/16 vs. San Diego: Engineered a fourth-quarter come-from-behind victory with a game-winning drive that was capped off by Reed's 32-yard field goal.

11/20 vs. Cincinnati: Had an eight-yard touchdown run in the fourth quarter, which marked the 10th rushing touchdown of his career during the regular season.

12/7 vs. Dallas: Tied the game with a six-yard touchdown pass to Miller with just over two minutes remaining in the game.

12/14 at Baltimore: Registered a fourth-quarter game-winning drive that ended with a four-yard touchdown pass to WR Santonio Holmes with 43 seconds left in the game.

12/21 at Tennessee: Finished with a season-high 329 yards passing with two touchdowns...marked the seventh 300-yard passing game of his career, breaking the team record of six, which he previously shared with QB Tommy Maddox...became the second quarterback in team history [Bradshaw] to throw for at least 100 touchdowns during the regular season.

12/28 vs. Cleveland: Left the game in the second quarter with a concussion and did not return.

AFC Championship Game 1/18 vs. Baltimore: Threw a 65-yard touchdown to WR Santonio Holmes in the second quarter, the longest pass play of his postseason career.

Super Bowl XLIII 2/1 vs. Arizona: Finished 21-of-30 for 256 yards with one touchdown, a game-winning six-yard touchdown pass to Holmes with 35 seconds left in regulation.

2007 [15-15/1-1]: Started 15 regular-season games and the lone postseason contest...inactive Week 17 at Baltimore...threw a team-record 32 touchdown passes...his passer rating of 104.1 is a single-season team-record and was good for second in the NFL...recorded a perfect passer rating (158.3) twice during the regular season (11/5 vs. Baltimore and 12/20 at St. Louis)...set a career-high and finished second in the league among quarterbacks with 204 rushing yards...ran for two touchdowns...17-of-his-35 rushes went for first downs.

9/9 at Cleveland: Threw four touchdowns...passed

QB Jim Finks for the fifth-most passing touchdowns in team history.

9/23 vs. San Francisco: Passed QB Bobby Layne for fifth place on the Steelers' all-time career passing yardage list...moved into eighth place on the team's all-time pass attempts list.

9/30 at Arizona: Took sole possession of the fifth place on the Steelers' all-time completions list.

10/7 vs. Seattle: Passed Layne on the all-time pass attempts list.

10/28 at Cincinnati: Eclipsed 10,000 career passing yards.

11/5 vs. Baltimore: Threw a then career-high five touchdown passes as he recorded a perfect passer rating of 158.3...at the time, his five touchdown passes tied a Monday Night Football record...moved into second place on the team's all-time passing touchdowns list...moved into fourth place on the team's all-time completions list and moved into fourth place on the team's all-time passing yards list.

11/11 vs. Cleveland: Led the team on a fourth-quarter, game-winning drive that he capped off with a two-yard touchdown pass to Miller.

11/26 vs. Miami: His 85.7 (18-of-21) completion percentage broke the single-game record for the Steelers (min. 20 attempts)...he completed 15 passes in a row at one point in the game, tying QB Bubby Brister's 1989 team record for consecutive completions.

12/2 vs. Cincinnati: Rushed for a six-yard touchdown.

12/9 at New England: Moved into fifth place on the team's all-time passing attempts list.

AFC Wild Card Game 1/5 vs. Jacksonville: Finished 29-of-42 for 337 yards...marked his first 300-yard game during the postseason.

2006 (15-15): Started every game but the season opener (inactive due to an appendectomy)...his 15 starts were the most in a single season in his career at the time...tied his single-season career-high with an 8.9 yards per attempt average.

10/15 vs. Kansas City: Had a perfect passer rating (158.3) in the first half after completing 13-of-15 passes for 224 yards with two touchdowns.

10/22 at Atlanta: Completed 16-of-22 passes for 238 yards with three touchdowns before leaving the game due to a head injury...passed QB Ed Brown for 10th place on the Steelers all-time passing list...passed QB Mike Tomczak for the ninth-most touchdown passes in team history.

10/29 at Oakland: Passed Brown for 10th place on the Steelers' all-time pass attempts list.

11/5 vs. Denver: Marked his first career 400-yard passing game, as he threw for 433 yards.

11/19 at Cleveland: Trailing 13-3, he rallied the team for three touchdowns, including two touchdown passes in the fourth quarter, to defeat Cleveland...found Holmes after scrambling, for a 20-yard touchdown, and hit RB Willie Parker for the game winning score from four yards out...passed Maddox for eighth place on the Steelers all-time passing yards list.

11/26 at Baltimore: Passed Layne for eighth place on the Steelers all-time completions list.

12/17 at Carolina: Hit RB Najeh Davenport for a 13-yard touchdown, the 50th passing touchdown of his career...recorded one rushing touchdown...surpassed 3,000 passing yards on the season for the first time in his career.

12/24 vs. Baltimore: Passed Tomczak for ninth place on the Steelers' all-time pass attempts list.

12/31 at Cincinnati: Hit Holmes for a game-winning 67-yard touchdown in overtime...surpassed Brister for seventh place on the Steelers' all-time passing touchdowns list.

2005 (12-12/4-4): Made 12 starts during the regular season...missed four games due to a knee injury (10/16 vs. Jacksonville, 11/6 at Green Bay, 11/13 vs. Cleveland and 11/20 at Baltimore)...started all four postseason contests...became the youngest starting quarterback in NFL history to win a Super Bowl...guided the Steelers to their first Super Bowl victory in 26 years...became the first quarterback in league history to lead his team to the Conference Championship Game in each of his first two seasons...finished third in the NFL with a 98.6 passer rating during the regular season.

9/11 vs. Tennessee: Recorded a perfect passer rating (158.3) for the first time in his career and for the first time in the NFL since 2003 (Kansas City's Trent

BEN ROETHLISBERGER

Green)...completed 9-of-11 passes for 218 yards with two touchdowns...his 11 pass attempts in a game were the fewest by a Steelers' team since Oct. 17, 1977 vs. Cincinnati.

9/25 vs. New England: Suffered his first career regular-season loss (15-0 up to this game)...came back from a shoulder injury to complete 12-of-28 passes for 216 yards with two touchdowns...led the team on a late nine-play, 51-yard drive that ended when he connected with Ward for a touchdown to tie the game at 20-20.

10/23 at Cincinnati: Returned to action after missing the previous game (10/16 vs. Jacksonville) with a hyper-extended knee...complete 9-of-14 passes for 93 yards with two touchdowns...threw his first interception of the season snapping a streak of 94-consecutive attempts without an interception.

10/31 vs. Baltimore: Engineered a game-winning drive that set up Reed's 37-yard game-winning field goal.

12/18 at Minnesota: Scored on a three-yard run by diving into the end zone for the game's only touchdown.

1/1 vs. Detroit: Registered a seven-yard touchdown run...surpassed 5,000 passing yards in his career.

AFC Wild Card Game 1/8 at Cincinnati: Completed 14-of-19 passes for 208 yards with three touchdowns...his three touchdowns set a single-game career-high in the postseason.

AFC Divisional Game 1/15 at Indianapolis: Led the Steelers to a 14-3 halftime lead by completing 12-of-19 passes for 172 yards with two touchdowns...made a game-saving tackle on CB Nick Harper after Harper picked up a fumble and was headed towards the endzone.

AFC Championship Game 1/22 at Denver: Completed 21-of-29 passes for 275 yards with two touchdowns...recorded his first career rushing touchdown in postseason.

Super Bowl XL 2/5 vs. Seattle: Scrambled and threw a 37-yard pass to Ward to the Seattle three-yard line on third-and-28...he followed that by rushing for a one-yard touchdown to give the Steelers a 7-3 lead...also threw a key block on WR Antwaan Randle El's 43-yard touchdown strike to Ward.

in relief of the injured Maddox (9/19 at Baltimore)...broke Dan Marino's NFL records for a rookie quarterback for completion percentage (66.4) and passer rating (98.1)...also set then single season team records with his completion percentage and passer rating...became the first quarterback in NFL history to compile a 13-0 record during the regular season...started both post-season contests.

9/26 at Miami: In first start, overcame the weather and poor field conditions to lead the Steelers on a game-winning touchdown drive late in the fourth quarter.

10/3 vs. Cincinnati: In first career start at Heinz Field he completed 17-of-25 passes for 174 yards with one touchdown...compiled a 101.1 quarterback rating, his first career game with a passer rating of at least 100.0 during the regular season...marked his first career fourth-quarter game winning drive, as he led the team on a 13-play, 89-yard drive that was capped off by RB Jerome Bettis' one-yard touchdown run.

10/10 vs. Cleveland: Ran for his first career touchdown, a six-yarder.

10/17 at Dallas: Named AFC Offensive Player of the Week...rallied the team from a 10-point, fourth-quarter deficit...joined James Farrior (AFC Defensive Player of the Week) as the Steelers became the first team since 1994 to have both an AFC Offensive and Defensive Player of the Week in the same week...completed his final 11 passes for 88 yards to lead the Steelers on two touchdown drives.

10/31 vs. New England: Helped snap the Patriots' NFL record 18-game winning streak during the regular season (21 games including the postseason)...registered a 126.4 quarterback rating by completing 18-of-24 passes for 196 yards with two touchdowns.

11/14 at Cleveland: Set a new NFL record for most wins by a quarterback to start their career (7).

12/5 at Jacksonville: Lead the team on a game-winning scoring drive...finished the game completing 14-of-17 passes for 221 yards with two touchdowns...also ran for 40 yards on three carries.

12/12 vs. N.Y. Jets: Engineered a game-clinching scoring drive that was capped by Bettis' 12-yard touchdown run...connected with WR Lee Mays on a 46-yard pass on that same drive.

12/18 at N.Y. Giants: Helped orchestrate another come-from-behind victory...completed 18-of-28 passes for

2004

(14-13/2-2): Saw action in 14 games with 13 starts as a rookie...made his NFL debut

316 yards, the first 300-yard passing performance of his career during the regular season.

12/26 vs. Baltimore: Left the game late in the third quarter and did not return after he injured his ribs on the Steelers' final touchdown drive.

AFC Divisional Playoff Game 1/15 vs. N.Y. Jets: Made his first postseason start...led the Steelers on a game-winning scoring drive in overtime.

COLLEGE

Was a three-year starter at Miami (Ohio) from 2001-03...rewrote virtually every school passing record in just 38 games...completed 854-of-1,304 passes (65.5%) for 10,829 yards with 84 touchdowns...set another RedHawks' career record with 11,075 yards of total offense...became only the third player in Mid-American Conference history to throw for over 3,000 yards in three seasons and became the 10th quarterback in conference annals to throw for over 10,000 yards in his career...became only the eighth player in school history to earn All-America honors...also handled some punting duties, punting 24 times for 963 yards (40.1 avg.), with 17 attempts downed inside the opponent's 20-yard line...in 2003, he was an All-American first-team selection by The NFL Draft Report, and he earned third-team honors from the Associated Press, while earning All-MAC first team honors and being named the conference's Most Valuable Player and Offensive Player of the Year...he guided the team to its first bowl appearance since 1986 and its first postseason

PERSONAL

Attended Findlay High School (Findlay, Ohio)...started at quarterback for varsity only as a senior...played wide receiver for varsity as a junior...played quarterback for the junior varsity team as a freshman and sophomore...earned Ohio's Division I Offensive Player of the Year as a senior in 1999...was the runner-up for 1999 Mr. Football honors in Ohio...set state records by throwing for 4,041 yards with 54 touchdowns during his senior campaign and also ran for seven touchdowns...named league, district and *Toledo Blade* Player of the Year...helped the team compile a 23-9 record, which included two league championships and a state playoff appearance...played in Ohio's North-South Game and the Ohio-Pennsylvania Big 33 All-Star game...was an all-league and all-district performer in baseball and basketball...was a team captain in all three sports...is the son of Ken and Brenda Roethlisberger...married to Ashley and they have two sons, Benjamin Todd Jr. and Bodie, and one daughter, Baylee Marie...Full name: Benjamin Todd Roethlisberger.

ROETHLISBERGER'S 2016 Game-by-Game Statistics

Date	Opponent	GP	GS	Att	Cmp	Pct.	Yds	Yds/Att	TD	Int	Lg	Sk	Lst	Rtg	
9/12	at Washington	1	1	37	27	73.0	300	8.1	3	1	42	1	12	112.4	
9/18	CINCINNATI	1	1	37	19	51.4	259	7.0	3	2	53	1	9	78.5	
9/25	at Philadelphia	1	1	44	24	54.5	257	5.8	0	1	41	4	35	62.4	
10/2	KANSAS CITY	1	1	27	22	81.5	300	11.1	5	0	47	2	13	152.5	
10/9	N.Y. JETS	1	1	47	34	72.3	380	8.1	4	0	72t	1	8	124.4	
10/16	at Miami	1	1	34	19	55.9	189	5.6	1	2	23t	2	20	57.1	
10/23	NEW ENGLAND	INACTIVE													
11/6	at Baltimore	1	1	45	23	51.1	264	5.9	1	1	30	2	23	67.3	
11/13	DALLAS	1	1	46	37	80.4	408	8.9	3	0	44	1	8	125.4	
11/20	at Cleveland	1	1	36	23	63.9	167	4.6	0	0	21	0	0	74.7	
11/24	at Indianapolis	1	1	20	14	70.0	221	11.1	3	0	35	0	0	146.0	
12/4	N.Y. GIANTS	1	1	36	24	66.7	289	8.0	2	1	37	2	17	98.0	
12/11	at Buffalo	1	1	31	17	54.8	220	7.1	0	3	40	0	0	37.8	
12/18	at Cincinnati	1	1	36	21	58.3	286	7.9	1	0	32	1	1	93.1	
12/25	BALTIMORE	1	1	33	24	72.7	279	8.5	3	2	39	0	0	103.0	
1/1	CLEVELAND	INACTIVE													
SEASON TOTALS		14	14	509	328	64.4	3,819	7.5	29	13	72t	17	141	95.4	
POSTSEASON															
1/8	MIAMI	1	1	18	13	72.2	197	10.9	2	2	62t	1	9	105.3	
1/15	at Kansas City	1	1	31	20	64.5	224	7.2	0	1	52	1	6	72.5	
1/22	at New England	1	1	47	31	66.0	314	6.7	1	1	30t	0	0	83.1	
POSTSEASON TOTALS		3	3	96	64	66.7	735	7.6	3	4	62t	2	15	82.6	

BEN ROETHLISBERGER

ROETHLISBERGER'S 2015 Game-by-Game Statistics

Date	Opponent	GP	GS	Att	Cmp	Pct.	Yds	Yds/Att	TD	Int	Lg	Sk	Lst	Rtg
9/10	at New England	1	1	38	26	68.4	351	9.2	1	1	43	2	13	95.4
9/20	SAN FRANCISCO	1	1	27	21	77.8	369	13.7	3	0	59	0	0	155.8
9/27	at St. Louis	1	1	24	20	83.3	192	8.0	0	1	20	3	22	82.6
10/1	BALTIMORE													
10/12	at San Diego													
10/18	ARIZONA													
10/25	at Kansas City													
11/1	CINCINNATI	1	1	45	28	62.2	262	5.8	1	3	25	3	22	57.8
11/8	OAKLAND	1	1	44	24	54.5	334	7.6	2	1	59	1	11	84.8
11/15	CLEVELAND	1	0	33	22	66.7	379	11.5	3	1	64	1	3	123.2
11/29	at Seattle	1	1	55	36	65.5	456	8.3	1	2	69t	2	10	82.1
12/6	INDIANAPOLIS	1	1	39	24	61.5	364	9.3	4	0	68t	0	0	136.4
12/13	at Cincinnati	1	1	39	30	76.9	282	7.2	0	1	31	2	12	85.6
12/20	DENVER	1	1	55	40	72.7	380	6.9	3	2	23t	3	26	94.5
12/27	at Baltimore	1	1	34	24	70.6	220	6.3	0	2	27	3	22	62.7
1/3	at Cleveland	1	1	36	24	66.7	349	9.7	3	2	66	0	0	102.7
SEASON TOTALS		12	11	469	319	68.0	3,938	8.4	21	16	69t	20	141	94.5

POSTSEASON

1/9	at Cincinnati	1	1	31	18	58.1	229	7.4	1	0	60	3	27	92.0
1/17	at Denver	1	1	37	24	64.9	339	9.2	0	0	58	3	28	94.3
POSTSEASON TOTALS		2	2	68	42	61.8	568	8.4	1	0	60	6	55	93.3

ROETHLISBERGER'S 2014 Game-by-Game Statistics

Date	Opponent	GP	GS	Att	Cmp	Pct.	Yds	Yds/Att	TD	Int	Lg	Sk	Lst	Rtg
9/7	CLEVELAND	1	1	34	23	67.6	365	10.7	1	1	41	3	14	100.7
9/11	at Baltimore	1	1	37	22	59.5	217	5.9	0	1	27	2	15	64.8
9/21	at Carolina	1	1	30	22	73.3	196	6.5	2	0	30	1	6	112.6
9/28	TAMPA BAY	1	1	40	29	72.5	314	7.9	3	0	31	5	26	120.2
10/5	at Jacksonville	1	1	36	26	72.2	273	7.6	1	0	30	4	12	103.1
10/12	at Cleveland	1	1	42	21	50.0	228	5.4	1	1	26t	2	7	64.4
10/20	HOUSTON	1	1	33	23	69.7	265	8.0	2	0	43	3	16	113.8
10/26	INDIANAPOLIS	1	1	49	40	81.6	522	10.7	6	0	52	0	0	150.6
11/2	BALTIMORE	1	1	37	25	67.6	340	9.2	6	0	54t	3	19	136.3
11/9	at N.Y. Jets	1	1	43	30	69.8	343	8.0	1	2	80t	2	17	81.8
11/17	at Tennessee	1	1	32	21	65.6	207	6.5	1	1	23	5	27	81.1
11/30	NEW ORLEANS	1	1	58	32	55.2	435	7.5	2	2	48	1	0	76.4
12/7	at Cincinnati	1	1	39	25	64.1	350	9.0	3	0	94t	0	0	118.5
12/14	at Atlanta	1	1	35	27	77.1	360	10.3	0	0	44	1	7	109.2
12/21	KANSAS CITY	1	1	25	18	72.0	220	8.8	1	0	44	1	6	112.1
12/28	CINCINNATI	1	1	38	24	63.2	317	8.3	2	1	63t	0	0	96.1
SEASON TOTALS		16	16	608	408	67.1	4,952	8.1	32	9	94t	33	172	103.3

POSTSEASON

1/3	BALTIMORE	1	1	45	31	68.9	334	7.4	1	2	44	5	37	79.3
POSTSEASON TOTALS		1	1	45	31	68.9	334	7.4	1	2	44	5	37	79.3

ROETHLISBERGER'S 2013 Game-by-Game Statistics

Date	Opponent	GP	GS	Att	Cmp	Pct.	Yds	Yds/Att	TD	Int	Lg	Sk	Lst	Rtg
9/8	TENNESSEE	1	1	33	21	63.6	191	5.8	1	1	22	5	28	76.7
9/16	at Cincinnati	1	1	37	20	54.1	251	6.8	1	1	43	2	17	73.1
9/22	CHICAGO	1	1	41	26	63.4	406	9.9	2	2	45	3	27	92.1
9/29	vs. Minnesota	1	1	51	36	70.6	383	7.5	1	1	36	5	26	90.6
10/13	at N.Y. Jets	1	1	30	23	76.7	264	8.8	1	0	55t	3	17	113.8
10/20	BALTIMORE	1	1	23	17	73.9	160	6.9	1	0	19	3	15	107.2
10/27	at Oakland	1	1	45	29	64.4	275	6.1	1	2	33	5	34	70.1
11/3	at New England	1	1	48	28	58.3	400	8.3	4	2	42	5	29	95.8
11/10	BUFFALO	1	1	30	18	60.0	204	6.8	1	1	40	4	40	77.6
11/17	DETROIT	1	1	45	29	64.4	367	8.2	4	0	47t	1	9	119.4
11/24	at Cleveland	1	1	34	22	64.7	217	6.4	2	0	41t	0	0	102.2
11/28	at Baltimore	1	1	44	28	63.6	257	5.8	2	0	29	0	0	94.6

BEN ROETHLISBERGER

ROETHLISBERGER'S 2013 Game-by-Game Statistics (Continued)

Date	Opponent	GP	GS	Att	Cmp	Pct.	Yds	Yds/Att	TD	Int	Lg	Sk	Lst	Rtg
12/8	MIAMI	1	1	39	23	59.0	349	8.9	3	0	67	3	21	114.2
12/15	CINCINNATI	1	1	25	20	80.0	191	7.6	1	1	21	1	7	95.2
12/22	at Green Bay	1	1	28	16	57.1	167	6.0	2	1	36	1	5	83.5
12/29	Cleveland	1	1	31	19	61.3	179	5.8	1	2	24	1	7	61.1
SEASON TOTALS		16	16	584	375	64.2	4,261	7.3	28	14	67	42	282	92.0

ROETHLISBERGER'S 2012 Game-by-Game Statistics

Date	Opponent	GP	GS	Att	Cmp	Pct.	Yds	Yds/Att	TD	Int	Lg	Sk	Lst	Rtg
9/9	at Denver	1	1	40	22	55.0	245	6.1	2	1	27	5	36	79.7
9/16	N.Y. JETS	1	1	31	24	77.4	275	8.9	2	0	37t	3	10	125.1
9/23	at Oakland	1	1	49	36	73.5	384	7.8	4	0	22t	1	5	123.2
10/7	PHILADELPHIA	1	1	38	22	57.9	220	5.8	1	0	20	0	0	83.2
10/11	at Tennessee	1	1	40	24	60.0	363	9.1	1	1	82t	1	7	87.8
10/21	at Cincinnati	1	1	37	27	73.0	278	7.5	1	1	31	3	14	91.9
10/28	WASHINGTON	1	1	33	24	72.7	222	6.7	3	0	27	0	0	121.0
11/4	at N.Y. Giants	1	1	30	21	70.0	216	7.2	2	1	51t	4	25	98.8
11/12	KANSAS CITY	1	1	18	9	50.0	84	4.7	1	0	20	1	3	81.7
11/18	BALTIMORE													
11/25	at Cleveland													
12/2	at Baltimore													
12/9	SAN DIEGO	1	1	42	22	52.4	285	6.8	3	1	40t	2	14	87.9
12/16	at Dallas	1	1	40	24	60.0	339	8.5	2	1	60	4	20	93.6
12/23	Cincinnati	1	1	28	14	50.0	220	7.9	1	2	60t	4	35	58.6
12/30	Cleveland	1	1	23	15	65.2	134	5.8	3	0	16	2	13	120.3
SEASON TOTALS		13	13	449	284	63.3	3,265	7.3	26	8	82t	30	182	97.0

ROETHLISBERGER'S 2011 Game-by-Game Statistics

Date	Opponent	GP	GS	Att	Cmp	Pct.	Yds	Yds/Att	TD	Int	Lg	Sk	Lst	Rtg
9/11	at Baltimore	1	1	41	22	53.7	280	6.8	1	3	31	4	34	52.9
9/18	SEATTLE	1	1	30	22	73.3	298	9.9	1	0	53	2	16	115.7
9/25	at Indianapolis	1	1	37	25	67.6	364	9.8	1	1	81t	3	23	97.1
10/2	at Houston	1	1	30	16	53.3	206	6.9	0	1	40	5	28	61.3
10/9	TENNESSEE	1	1	34	24	70.6	228	6.7	5	1	40t	1	4	116.2
10/16	JACKSONVILLE	1	1	23	12	52.2	200	8.7	1	0	48	3	15	96.3
10/23	at Arizona	1	1	39	26	66.7	361	9.3	3	0	95t	2	7	121.8
10/30	NEW ENGLAND	1	1	50	36	72.0	365	7.3	2	1	26	5	36	97.5
11/6	BALTIMORE	1	1	37	20	54.1	330	8.9	1	1	32	1	8	82.0
11/13	at Cincinnati	1	1	33	21	63.6	245	7.4	1	1	26	5	22	83.5
11/27	at Kansas City	1	1	31	21	67.7	193	6.2	1	1	34	1	11	81.8
12/4	CINCINNATI	1	1	23	15	65.2	176	7.7	2	0	45	2	13	117.3
12/8	CLEVELAND	1	1	21	16	76.2	280	13.3	2	1	79t	1	5	129.6
12/19	at San Francisco	1	1	44	25	56.8	330	7.5	0	3	39	3	25	52.3
12/24	ST. LOUIS													
1/1	at Cleveland	1	1	40	23	57.5	221	5.5	0	0	40	2	22	73.0
SEASON TOTALS		15	15	513	324	63.2	4,077	7.9	21	14	95t	40	269	90.1

POSTSEASON

1/8	at Denver	1	1	40	22	55.0	289	7.2	1	1	33	5	45	75.9
POSTSEASON TOTALS		1	1	40	22	55.0	289	7.2	1	1	33	5	45	75.9

ROETHLISBERGER'S 2010 Game-by-Game Statistics

Date	Opponent	GP	GS	Att	Cmp	Pct.	Yds	Yds/Att	TD	Int	Lg	Sk	Lst	Rtg
9/12	ATLANTA													
9/19	at Tennessee													
9/26	at Tampa Bay													
10/3	BALTIMORE													
10/17	CLEVELAND	1	1	27	16	59.3	257	9.5	3	1	50	0	0	112.7
10/24	at Miami	1	1	27	19	70.3	302	11.1	2	0	53t	3	12	132.0
10/31	at New Orleans	1	1	28	17	60.7	195	7.0	0	1	25	3	24	66.8
11/8	at Cincinnati	1	1	27	17	63.0	163	6.0	1	1	35	1	9	76.6

BEN ROETHLISBERGER

ROETHLISBERGER'S 2010 Game-by-Game Statistics (Continued)

Date	Opponent	GP	GS	Att	Cmp	Pct.	Yds	Yds/Att	TD	Int	Lg	Sk	Lst	Rtg
11/14	NEW ENGLAND	1	1	49	30	61.2	387	7.9	3	1	33t	5	38	97.9
11/21	OAKLAND	1	1	29	18	62.1	275	9.5	3	0	52t	2	6	127.8
11/28	at Buffalo	1	1	33	20	60.6	246	7.5	0	0	26	5	26	83.6
12/5	at Baltimore	1	1	38	22	57.9	253	6.7	1	1	28	3	19	75.9
12/12	CINCINNATI	1	1	33	21	63.3	258	7.8	0	0	33	4	27	87.7
12/19	N.Y. JETS	1	1	44	23	52.2	264	6.0	1	0	29	3	32	78.2
12/23	CAROLINA	1	1	32	22	69.0	320	10.0	1	0	43t	3	27	111.5
1/2	at Cleveland	1	1	22	15	68.2	280	12.7	2	0	56t	0	0	141.3
SEASON TOTALS		12	12	389	240	61.7	3,200	8.2	17	5	56t	32	220	97.0

POSTSEASON

1/15	BALTIMORE	1	1	32	19	59.4	226	7.1	2	0	58	6	34	101.8
1/23	N.Y. JETS	1	1	19	10	52.6	133	7.0	0	2	24	2	12	35.5
2/6	vs. Green Bay	1	1	40	25	62.5	263	6.6	2	2	37	1	2	77.4
POSTSEASON TOTALS		3	3	91	54	59.3	622	6.8	4	4	58	9	48	76.4

ROETHLISBERGER'S 2009 Game-by-Game Statistics

Date	Opponent	GP	GS	Att	Cmp	Pct.	Yds	Yds/Att	TD	Int	Lg	Sk	Lst	Rtg
9/10	TENNESSEE	1	1	43	33	76.7	363	8.4	1	2	34t	4	42	89.6
9/20	at Chicago	1	1	35	23	65.7	221	6.3	1	1	24	2	18	80.8
9/27	at Cincinnati	1	1	31	22	71.0	276	8.9	1	1	51	1	5	95.6
10/4	SAN DIEGO	1	1	33	26	79.0	333	10.1	2	0	35	3	19	128.9
10/11	at Detroit	1	1	30	23	76.6	277	9.2	3	1	47t	3	15	123.9
10/18	CLEVELAND	1	1	35	23	65.7	417	11.9	2	1	52t	3	14	113.6
10/25	MINNESOTA	1	1	26	14	53.8	175	6.7	1	0	45	4	23	87.8
11/9	at Denver	1	1	29	21	72.4	233	8.0	3	1	35	3	31	116.0
11/15	CINCINNATI	1	1	40	20	50.0	174	4.4	0	1	21	4	28	51.5
11/22	at Kansas City	1	1	42	32	76.2	398	9.5	3	2	41	2	13	109.0
11/29	at Baltimore						INACTIVE							
12/6	OAKLAND	1	1	24	18	75.0	278	11.6	2	1	57	1	9	123.3
12/10	at Cleveland	1	1	32	18	56.3	201	6.3	0	0	24	8	60	75.1
12/20	GREEN BAY	1	1	46	29	63.0	503	10.9	3	0	60t	5	31	121.9
12/27	BALTIMORE	1	1	17	33	51.5	259	7.8	1	1	45	4	21	75.2
1/3	at Miami	1	1	27	18	66.6	220	8.1	3	0	54t	3	19	128.6
SEASON TOTALS		15	15	506	337	66.6	4,328	8.6	26	12	60t	50	348	100.5

ROETHLISBERGER'S 2008 Game-by-Game Statistics

Date	Opponent	GP	GS	Att	Cmp	Pct.	Yds	Yds/Att	TD	Int	Lg	Sk	Lst	Rtg
9/7	HOUSTON	1	1	14	13	92.9	137	9.8	2	0	29	2	15	147.0
9/14	at Cleveland	1	1	20	13	65.0	179	9.0	1	0	48	2	15	110.2
9/21	at Philadelphia	1	1	25	13	52.0	131	5.2	0	1	16	8	35	50.6
9/29	BALTIMORE	1	1	24	14	58.3	191	8.0	1	1	49	3	23	80.4
10/5	at Jacksonville	1	1	41	26	63.4	309	7.5	3	1	48t	3	23	100.6
10/19	at Cincinnati	1	1	28	17	60.7	216	7.7	2	0	50t	0	0	108.6
10/26	N.Y. GIANTS	1	1	29	13	44.8	189	6.5	1	4	65t	5	35	38.5
11/3	at Washington	1	1	17	5	29.4	50	2.9	0	1	14	3	6	15.1
11/9	INDIANAPOLIS	1	1	41	29	70.7	280	6.8	0	3	41	2	13	59.0
11/16	SAN DIEGO	1	1	41	31	75.6	308	7.5	0	0	30	4	22	96.4
11/20	CINCINNATI	1	1	30	17	56.7	243	8.1	1	0	37	0	0	94.2
11/30	at New England	1	1	33	17	51.5	179	5.4	2	1	21	1	7	75.2
12/7	DALLAS	1	1	33	17	51.5	204	6.2	1	0	47	5	36	80.9
12/14	at Baltimore	1	1	40	22	55.0	246	6.2	1	0	30	3	26	81.9
12/21	at Tennessee	1	1	39	25	64.1	329	8.4	2	2	31	5	28	86.4
12/28	CLEVELAND	1	1	14	9	64.3	110	7.9	0	1	24	0	0	58.6
SEASON TOTALS		16	16	469	281	59.9	3,301	7.0	17	15	65t	46	284	80.1

POSTSEASON

1/11	SAN DIEGO	1	1	26	17	65.4	181	7.0	1	0	41	1	4	98.4
1/18	BALTIMORE	1	1	33	16	48.5	255	7.7	1	0	65t	4	32	84.8
2/1	vs. Arizona	1	1	30	21	70.0	256	8.5	1	1	40	3	22	93.2
POSTSEASON TOTALS		3	3	89	54	60.7	692	7.8	3	1	65t	8	58	91.6

BEN ROETHLISBERGER

ROETHLISBERGER'S 2007 Game-by-Game Statistics

Date	Opponent	GP	GS	Att	Cmp	Pct.	Yds	Yds/Att	TD	Int	Lg	Sk	Lst	Rtg
9/9	at Cleveland	1	1	23	12	52.2	161	7.0	4	0	40t	1	2	114.3
9/16	BUFFALO	1	1	34	21	61.8	242	7.1	1	1	30	1	6	80.8
9/23	SAN FRANCISCO	1	1	20	13	65.0	160	8.0	1	0	29	2	15	106.2
9/30	at Arizona	1	1	32	17	53.1	244	7.6	2	2	43t	4	39	72.9
10/7	SEATTLE	1	1	22	18	81.8	206	9.4	1	0	25	3	27	120.8
10/21	at Denver	1	1	35	24	68.6	290	8.3	4	2	40	4	30	108.0
10/28	at Cincinnati	1	1	26	19	73.1	230	8.9	2	1	42	1	0	109.5
11/5	BALTIMORE	1	1	16	13	81.3	209	13.0	5	0	45	3	22	158.3
11/11	CLEVELAND	1	1	34	23	67.6	278	8.1	2	1	22	4	36	99.9
11/18	at N.Y. Jets	1	1	25	15	60.0	195	7.8	1	1	27	7	44	81.2
11/26	MIAMI	1	1	21	18	85.7	165	7.9	0	1	21	5	33	79.6
12/2	CINCINNATI	1	1	32	21	65.6	184	5.8	2	2	19	0	0	75.5
12/9	at New England	1	1	32	19	59.4	187	5.8	1	0	32t	3	19	86.3
12/16	JACKSONVILLE	1	1	32	15	46.9	142	4.4	3	0	30t	5	40	90.9
12/20	at St. Louis	1	1	20	16	80.0	261	13.1	3	0	83	4	34	158.3
12/30	at Baltimore	INACTIVE												
SEASON TOTALS		15	15	404	264	65.3	3,154	7.8	32	11	83	47	347	104.1

POSTSEASON

1/5	JACKSONVILLE	1	1	42	29	69.0	337	8.0	2	3	37t	6	40	79.2
POSTSEASON TOTALS		1	1	42	29	69.0	337	8.0	2	3	37t	6	40	79.2

ROETHLISBERGER'S 2006 Game-by-Game Statistics

Date	Opponent	GP	GS	Att	Cmp	Pct.	Yds	Yds/Att	TD	Int	Lg	Sk	Lst	Rtg
9/7	MIAMI	INACTIVE												
9/18	at Jacksonville	1	1	32	17	53.1	141	4.4	0	2	18	2	14	38.7
9/24	CINCINNATI	1	1	39	18	46.2	208	5.3	0	3	36	3	13	30.7
10/8	at San Diego	1	1	31	20	64.5	220	7.1	0	2	32	5	23	58.5
10/15	KANSAS CITY	1	1	19	16	84.2	238	12.5	2	0	50	1	6	153.8
10/22	at Atlanta	1	1	22	16	72.7	238	10.8	3	0	36	3	15	147.3
10/29	at Oakland	1	1	37	25	67.6	301	8.1	1	4	49	5	30	61.7
11/5	DENVER	1	1	54	38	70.4	433	8.0	1	3	63	4	30	77.2
11/12	NEW ORLEANS	1	1	28	17	60.7	264	9.4	3	0	46	2	14	127.7
11/19	at Cleveland	1	1	44	25	56.8	272	6.2	2	3	23	2	11	61.9
11/26	at Baltimore	1	1	41	21	51.2	214	5.2	0	2	27	9	73	46.2
12/3	TAMPA BAY	1	1	25	12	48.0	198	7.9	2	1	36	1	7	85.1
12/7	CLEVELAND	1	1	21	11	52.0	225	10.7	1	0	49t	0	0	106.2
12/17	at Carolina	1	1	17	10	58.8	125	7.4	1	0	21	3	22	101.3
12/24	BALTIMORE	1	1	31	15	48.4	156	5.0	1	2	31	5	17	47.2
12/31	at Cincinnati	1	1	28	19	67.9	280	10.0	1	1	67t	1	5	97.3
SEASON TOTALS		15	15	469	280	59.7	3,513	7.5	18	23	67t	46	280	75.4

ROETHLISBERGER'S 2005 Game-by-Game Statistics

Date	Opponent	GP	GS	Att	Cmp	Pct.	Yds	Yds/Att	TD	Int	Lg	Sk	Lst	Rtg
9/11	TENNESSEE	1	1	11	9	81.8	218	19.8	2	0	63t	0	0	158.3
9/18	at Houston	1	1	21	14	66.7	254	12.1	2	0	54	1	1	139.8
9/25	NEW ENGLAND	1	1	28	12	42.9	216	7.7	2	0	85t	4	26	93.8
10/10	at San Diego	1	1	26	17	65.4	225	8.7	1	0	33	3	18	105.4
10/16	JACKSONVILLE	INACTIVE												
10/23	at Cincinnati	1	1	14	9	64.3	93	6.6	2	1	21	1	10	93.2
10/31	BALTIMORE	1	1	30	18	60.0	177	5.9	2	1	23	2	17	85.0
11/6	at Green Bay	INACTIVE												
11/13	CLEVELAND	INACTIVE												
11/20	at Baltimore	INACTIVE												
11/28	at Indianapolis	1	1	26	17	65.4	133	5.1	1	2	35	3	22	58.7
12/4	CINCINNATI	1	1	41	29	70.7	386	9.4	3	3	41	2	7	94.2
12/11	CHICAGO	1	1	20	13	65.0	173	8.7	1	0	45	0	0	109.0
12/18	at Minnesota	1	1	15	10	66.7	149	9.9	0	0	50	4	16	99.0
12/24	at Cleveland	1	1	20	13	65.0	226	11.3	1	0	46	2	9	120.0
1/1	DETROIT	1	1	16	7	43.8	135	8.4	0	2	43	1	3	34.1
SEASON TOTALS		12	12	268	168	62.7	2,385	8.9	17	9	85t	23	129	98.6

BEN ROETHLISBERGER

ROETHLISBERGER'S 2005 Game-by-Game Statistics (Continued)

POSTSEASON

Date	Opponent	GP	GS	Att	Cmp	Pct.	Yds	Yds/Att	TD	Int	Lg	Sk	Lst	Rtg
1/8	at Cincinnati	1	1	19	14	73.7	208	10.9	3	0	54	1	6	148.7
1/15	at Indianapolis	1	1	24	14	58.3	197	8.2	2	1	45	2	14	95.3
1/22	at Denver	1	1	29	21	72.4	275	9.5	2	0	30	2	7	124.9
2/5	vs. Seattle	1	1	21	9	42.9	123	5.9	0	2	37	1	8	22.6
POSTSEASON TOTALS		4	4	93	58	62.4	803	8.6	7	3	54	6	35	101.7

ROETHLISBERGER'S 2004 Game-by-Game Statistics

Date	Opponent	GP	GS	Att	Cmp	Pct.	Yds	Yds/Att	TD	Int	Lg	Sk	Lst	Rtg
9/12	OAKLAND	DID NOT PLAY												
9/19	at Baltimore	1	0	20	12	60.0	176	8.8	2	2	58	2	16	82.5
9/26	at Miami	1	1	22	12	54.5	163	7.4	1	1	42	1	2	74.6
10/3	CINCINNATI	1	1	25	17	68.0	174	7.0	1	0	30	1	6	101.1
10/10	CLEVELAND	1	1	21	16	76.2	231	11.0	1	1	48	0	0	107.4
10/17	at Dallas	1	1	25	21	84.0	193	7.7	2	0	32	3	21	125.5
10/31	NEW ENGLAND	1	1	24	18	75.0	196	8.2	2	0	47t	0	0	126.4
11/7	PHILADELPHIA	1	1	18	11	61.1	183	10.2	2	1	47	2	15	109.3
11/14	at Cleveland	1	1	16	10	62.5	134	8.4	0	1	22	2	14	63.0
11/21	at Cincinnati	1	1	21	15	71.4	138	6.6	1	0	26	7	54	104.9
11/28	WASHINGTON	1	1	20	9	45.0	131	6.6	0	0	27	4	31	66.9
12/5	at Jacksonville	1	1	17	14	82.5	221	13.0	2	0	37t	3	25	158.0
12/12	N.Y. JETS	1	1	19	9	47.6	144	7.6	0	2	46	2	12	33.6
12/18	at N.Y. Giants	1	1	28	18	64.3	316	11.3	1	2	40	3	17	84.8
12/26	BALTIMORE	1	1	19	14	73.7	221	11.6	2	1	36t	0	0	125.1
1/2	at Buffalo	INACTIVE												
SEASON TOTALS		14	13	295	196	66.4	2,621	8.9	17	11	58	30	213	98.1

POSTSEASON

1/15	N.Y. JETS	1	1	30	17	56.7	181	6.3	1	2	21	1	10	57.8
1/23	NEW ENGLAND	1	1	24	14	78.1	226	9.4	2	3	34	1	1	78.1
POSTSEASON TOTALS		2	2	54	31	57.4	407	7.5	3	5	34	2	11	61.3

ROETHLISBERGER'S Career Totals

REGULAR SEASON

Date	Opponent	GP	GS	Att	Cmp	Pct.	Yds	Yds/Att	TD	Int	Lg	Sk	Lst	Rtg
2004	Pittsburgh	14	13	295	196	66.4	2,621	8.9	17	11	58	30	213	98.1
2005	Pittsburgh	12	12	268	168	62.7	2,385	8.9	17	9	85t	23	129	98.6
2006	Pittsburgh	15	15	469	280	59.7	3,513	7.5	18	23	67t	46	280	75.4
2007	Pittsburgh	15	15	404	264	65.3	3,154	7.8	32	11	83	47	347	104.1
2008	Pittsburgh	16	16	469	281	59.9	3,301	7.0	17	15	65t	46	284	80.1
2009	Pittsburgh	15	15	506	337	66.6	4,328	8.6	26	12	60t	50	348	100.5
2010	Pittsburgh	12	12	389	240	61.7	3,200	8.2	17	5	56t	32	220	97.0
2011	Pittsburgh	15	15	513	324	63.2	4,077	7.9	21	14	95t	40	269	90.1
2012	Pittsburgh	13	13	449	284	63.3	3,265	7.3	26	8	82t	30	182	97.0
2013	Pittsburgh	16	16	584	375	64.2	4,261	7.3	28	14	67	42	282	92.0
2014	Pittsburgh	16	16	608	408	67.1	4,952	8.1	32	9	94t	33	172	103.3
2015	Pittsburgh	12	11	469	319	68.0	3,938	8.4	21	16	69t	20	141	94.5
2016	Pittsburgh	14	14	509	328	64.4	3,819	7.5	29	13	72t	17	141	95.4
NFL TOTALS		185	183	5,932	3,804	64.1	46,814	7.9	301	160	95t	456	3,008	94.1

Career Regular-Season Record as a Starter: 123-60 (67.2): 13-0 (100.0) in '04, 9-3 (75.0) in '05, 7-8 (46.7) in '06, 10-5 (66.7) in '07, 12-4 (75.0) in '08, 9-6 (60.0) in '09, 9-3 (75.0) in '10, 11-4 (73.3) in '11, 7-6 (53.8) in '12, 8-8 (50.0) in '13, 11-5 (68.8) in '14, 7-4 (63.6) in '15 and 10-4 (71.4) in '16.

REGULAR-SEASON SINGLE-GAME HIGHS:

Attempts: 58, vs. New Orleans, 11/30/14; **Completions:** 40, twice, last vs. Denver, 12/20/15; **Completion Percentage (Min. 20 Att.):** 85.7, vs. Miami, 11/26/07; **Passing Yards:** 522, vs. Indianapolis, 10/26/14; **Yards/Attempt (Min. 10 Att.):** 19.8, vs. Tennessee, 9/11/05; **Touchdowns:** 6, twice, last vs. Baltimore, 11/2/14; **Interceptions:** 4, twice, last vs. N.Y. Giants, 10/26/08; **Long:** 95t, at Arizona, 10/23/11; **QB Rating:** 158.3, three times, last at St. Louis, 12/20/07; **Rushing Attempts:** 9, at Cincinnati, 12/21/04; **Rushing Yards:** 55, vs. Oakland, 11/21/10; **Rushing Long:** 31, vs. Oakland, 11/21/10; **Rushing Touchdowns:** 1, 16 times, last at Baltimore, 11/6/16.

ROETHLISBERGER'S Career Totals (Continued)

POSTSEASON

Date	Opponent	GP	GS	Att	Cmp	Pct.	Yds	Yds/Att	TD	Int	Lg	Sk	Lst	Rtg
2004	Pittsburgh	2	2	54	31	57.4	407	7.5	3	5	34	2	11	61.3
2005	Pittsburgh	4	4	93	58	62.4	803	8.6	7	3	54	6	35	101.7
2007	Pittsburgh	1	1	42	29	69.0	337	8.0	2	3	37t	6	40	79.2
2008	Pittsburgh	3	3	89	54	60.7	692	7.8	3	1	65t	8	58	91.6
2010	Pittsburgh	3	3	91	54	59.3	622	6.8	4	4	58	9	48	76.4
2011	Pittsburgh	1	1	40	22	55.0	289	7.2	1	1	33	5	45	75.9
2014	Pittsburgh	1	1	45	31	68.9	334	7.4	1	2	44	5	37	79.3
2015	Pittsburgh	2	2	68	42	61.8	568	8.4	1	0	60	6	55	93.3
2016	Pittsburgh	3	3	96	64	66.7	735	7.6	3	4	62t	2	15	82.6
NFL TOTALS		20	20	618	385	62.3	4,787	7.7	25	23	65t	49	344	84.3

Career Postseason Record as a Starter 13-7 (65.0): 1-1 (.500) in '04, 4-0 (1.000) in '05, 0-1 (.000) in '07, 3-0 (1.000) in '08, 2-1 (.667) in '10, 0-1 (.000) in '11, 0-1 (.000) in '14, 1-1 (.500) in '15 and 2-1 (.667) in '16.

ROETHLISBERGER'S Career Rushing Totals

REGULAR SEASON

Year	Team	Att	Yds	Avg	Lg	TD
2004	Pittsburgh	56	144	2.6	20	1
2005	Pittsburgh	31	69	2.2	13	3
2006	Pittsburgh	32	98	3.1	20	2
2007	Pittsburgh	35	204	5.8	30t	2
2008	Pittsburgh	34	101	3.0	17	2
2009	Pittsburgh	40	82	2.1	15	2
2010	Pittsburgh	34	176	5.2	31	2
2011	Pittsburgh	31	70	2.3	11	0
2012	Pittsburgh	26	92	3.5	14	0
2013	Pittsburgh	27	99	3.7	19	1
2014	Pittsburgh	33	27	0.8	8	0
2015	Pittsburgh	15	29	1.9	13	0
2016	Pittsburgh	16	14	0.9	14	1
NFL TOTALS		410	1,205	2.9	31	16

POSTSEASON

Year	Team	Att	Yds	Avg	Lg	TD
2004	Pittsburgh	9	75	8.3	20	0
2005	Pittsburgh	19	37	1.9	10	2
2007	Pittsburgh	4	13	3.3	6	0
2008	Pittsburgh	5	0	0.0	4	0
2010	Pittsburgh	21	63	3.0	18	1
2011	Pittsburgh	3	15	5.0	9	0
2014	Pittsburgh	2	16	8.0	16	0
2015	Pittsburgh	0	0	0.0	0	0
2016	Pittsburgh	8	11	1.4	8	0
NFL TOTALS		71	230	3.2	20	3

ROETHLISBERGER'S Career 300-Yard Passing Games (53)

REGULAR SEASON – 49 (27-21 AS A STARTER)

Date	Opponent	Att	Cmp	Yds	Pct	TD	Int	Lg	Rtg	Result
12/18/04	at N.Y. Giants	28	18	316	64.3	1	2	40	84.8	W, 33-30
12/4/05	CINCINNATI	41	29	386	70.7	3	3	41	94.2	L, 38-31
10/29/06	at Oakland	37	25	301	67.6	1	4	49	61.7	L, 20-13
11/5/06	DENVER	38	54	433	70.4	1	3	63	77.2	L, 31-20
10/5/08	at Jacksonville	41	26	309	63.4	3	1	48	100.6	W, 26-21
11/16/08	SAN DIEGO	41	31	308	75.6	0	0	30	96.4	W, 11-10
12/21/08	at Tennessee	39	25	329	64.1	2	2	31	86.4	L, 31-14
9/10/09	TENNESSEE	43	33	363	76.7	1	2	34t	89.6	W, 13-10
10/4/09	SAN DIEGO	33	26	333	79.0	2	0	35	128.9	W, 38-28
10/18/09	CLEVELAND	35	23	417	65.7	2	1	52t	113.6	W, 28-14
11/22/09	at Kansas City	42	32	398	76.2	3	2	41	109.0	L, 27-24 (OT)
12/20/09	GREEN BAY	46	29	503	63.0	3	0	60t	121.9	W, 37-36
10/24/10	at Miami	27	19	302	70.4	2	0	53t	132.0	W, 23-22
11/14/10	NEW ENGLAND	49	30	387	61.2	3	1	33t	97.9	L, 39-26
12/23/10	CAROLINA	32	22	320	68.8	1	0	43t	111.5	W, 27-3
9/25/11	at Indianapolis	37	25	364	67.6	1	1	81t	97.1	W, 23-20
10/23/11	at Arizona	39	26	361	66.7	3	0	95t	121.8	W, 32-20
10/30/11	NEW ENGLAND	50	36	365	72.0	2	1	26	97.5	W, 25-17
11/6/11	BALTIMORE	37	20	330	54.1	1	1	32	82.0	L, 23-20
12/19/11	at San Francisco	44	25	330	56.8	0	3	39	52.3	L, 20-3
9/23/12	at Oakland	49	36	384	73.5	4	0	22	123.2	L, 34-31
10/11/12	at Tennessee	40	24	363	60.0	1	1	82t	87.8	L, 26-23
12/16/12	at Dallas	40	24	339	60.0	2	1	60	93.6	L, 26-24 (OT)
9/22/13	CHICAGO	41	26	406	63.4	2	2	45	92.1	L, 40-23

BEN ROETHLISBERGER

ROETHLISBERGER'S Career 300-Yard Passing Games (53) (Continued)

REGULAR SEASON – 49 (27-21 AS A STARTER)

Date	Opponent	Att	Cmp	Yds	Pct	TD	Int	Lg	Rtg	Result
9/29/13	vs. Minnesota	51	36	383	70.6	1	1	36	90.6	L, 34-27
11/3/13	at New England	48	28	400	58.3	4	2	42	95.8	L, 55-31
11/17/13	DETROIT	45	29	367	64.4	4	0	47t	119.4	W, 37-27
12/8/13	MIAMI	39	23	349	58.9	3	0	67	114.2	L, 34-28
9/7/14	CLEVELAND	34	23	365	67.6	1	1	41	100.7	W, 30-27
9/28/14	TAMPA BAY	40	29	314	72.5	3	0	31	120.2	L, 27-24
10/26/14	INDIANAPOLIS	49	40	522	81.6	6	0	52	150.6	W, 51-34
11/2/14	BALTIMORE	37	25	340	67.6	6	0	54t	136.3	W, 43-23
11/9/14	at N.Y. Jets	43	30	343	69.8	1	2	80t	81.8	L, 20-13
11/30/14	NEW ORLEANS	58	32	435	55.2	2	2	48	76.4	L, 35-32
12/7/14	at Cincinnati	39	25	350	64.1	3	0	94t	118.5	W, 42-21
12/14/14	at Atlanta	35	27	360	77.1	0	0	44	109.2	W, 27-20
12/28/14	CINCINNATI	38	24	317	63.2	2	1	63t	96.1	W, 27-17
9/10/15	at New England	38	26	351	68.4	1	1	43	95.4	L, 28-21
9/20/15	SAN FRANCISCO	27	21	369	77.8	3	0	59	155.8	W, 43-18
11/8/15	OAKLAND	44	24	334	54.5	2	1	59	84.8	W, 38-35
11/15/15*	CLEVELAND	33	22	379	66.7	3	1	64	123.2	W, 30-9
11/29/15	at Seattle	55	36	456	65.5	1	2	69t	82.1	L, 39-30
12/6/15	INDIANAPOLIS	39	24	364	61.5	4	0	68t	126.4	W, 45-10
12/20/15	DENVER	55	40	380	72.7	3	2	23t	94.5	W, 34-27
1/3/16	at Cleveland	36	24	349	66.7	3	2	66	102.7	W, 28-12
9/12/16	at Washington	37	27	300	73.0	3	1	42	112.4	W, 38-16
10/2/16	KANSAS CITY	27	22	300	81.5	5	0	47	152.5	W, 43-14
10/9/16	N.Y. JETS	47	34	380	72.3	4	0	72t	124.4	W, 31-13
11/13/16	DALLAS	46	37	408	80.4	3	0	44	125.4	L, 35-30

*Did not start vs. Cleveland

POSTSEASON – 4 (0-4)

1/5/08	JACKSONVILLE	42	29	337	69.0	2	3	37	79.5	L, 29-31
1/3/15	BALTIMORE	45	31	334	68.9	1	2	44	79.3	L, 30-17
1/17/16	at Denver	37	24	339	64.9	0	0	58	94.3	L, 23-16
1/22/17	at New England	47	31	314	66.0	1	1	30t	83.1	L, 36-19

ROETHLISBERGER'S Game-Winning Drives (39)

(Victories in which Roethlisberger has rallied the Steelers from a fourth-quarter deficit to tie or to win.)

REGULAR SEASON – 35

Date	Opponent	Down	Won	Go-Ahead Score	Drive	Clock at end	Passing
10/3/04	Cincinnati	14-17	28-17	Bettis 1-yd. run	13-89; 6:41	9:03	2-3, 17 yds.
10/17/04	at Dallas	10-20	24-20	Bettis 2-yd. run	5-24; 1:50	0:30	2-2, 17 yds.
12/5/04	at Jacksonville	14-16	17-16	Reed 37-yd. FG	6-56; 1:37	0:18	3-3, 39 yds.
12/12/04	N.Y. Jets	3-3	17-6	Tuman 10-yd. pass from Bettis	8-80; 2:09	12:51	2-2, 47 yds.
12/18/04	at N.Y. Giants	26-30	33-30	Bettis 1-yd. run	7-67; 3:20	4:57	4-4, 69 yds.
10/10/05	at San Diego	21-22	24-22	Reed 40-yd. FG	11-40; 4:36	0:06	3-3, 19 yds.
10/31/05	Baltimore	17-19	20-19	Reed 37-yd. FG	8-60; 1:45	1:36	2-2, 37 yds.
11/12/06	New Orleans	24-24	38-31	Parker 3-yd. run	6-78; 3:34	14:55	0-0, 0 yds.
11/19/06	at Cleveland	10-20	24-20	Parker 4-yd. pass from Roethlisberger	11-77; 2:34	0:32	6-9, 72 yds.
12/31/06	at Cincinnati	14-17	23-17 (OT)	Holmes 67-yd. pass from Roethlisberger	3-78; 1:33	13:27	1-1, 67 yds.
11/11/07	Cleveland	21-16	31-28	Roethlisberger 30-yd. run	7-66; 3:15	11:32	2-4, 34 yds.
11/26/07	Miami	0-0	3-0	Reed 24-yd. FG	9-36; 3:56	0:17	4-5, 44 yds.
9/29/08	Baltimore	20-20	23-20 (OT)	Reed 46-yd. FG	7-29; 3:56	8:55	2-3, 31 yds.
10/5/08	at Jacksonville	20-21	26-21	Ward 8-yd. pass from Roethlisberger	11-80; 4:40	1:53	6-8, 61 yds.
11/16/08	San Diego	8-10	11-10	Reed 32-yd. FG	13-73; 6:30	0:11	6-6, 61 yds.
12/14/08	Baltimore	6-9	13-9	Holmes 4-yd. pass from Roethlisberger	12-92; 2:53	0:43	7-11, 89 yds.
9/10/09	Tennessee	10-10	13-10 (OT)	Reed 33-yd. FG	10-63; 4:32	0:00	5-7, 60 yds.
12/20/09	Green Bay	30-36	37-36	Wallace 19-yd. pass from Roethlisberger	11-86; 2:06	0:00	6-11, 90 yds.
12/27/09	Baltimore	20-20	23-20	Reed 38-yd. FG	8-44; 3:38	5:25	5-7, 44 yds.
10/24/10	at Miami	20-22	23-22	Reed 18-yd. FG	8-47; 2:51	2:26	2-2, 31 yds.
11/28/10	at Buffalo	16-16	19-16 (OT)	Suisham 41-yd. FG	13-58; 7:06	0:00	1-3, 17 yds.
12/5/10	at Baltimore	6-10	13-10	Redman 9-yd. pass from Roethlisberger	3-9; 0:22	2:51	1-3, 9 yds.

BEN ROETHLISBERGER

ROETHLISBERGER'S Game-Winning Drives (39) (Continued)

(Victories in which Roethlisberger has rallied the Steelers from a fourth-quarter deficit to tie or to win.)

REGULAR SEASON – 35

Date	Opponent	Down	Won	Go-Ahead Score	Drive	Clock at end	Passing
9/25/11	at Indianapolis	20-20	23-20	Suisham 38-yd. FG	10-60; 2:05	0:04	3-4, 39 yds.
10/7/12	PHILADELPHIA	13-14	16-14	Suisham 34-yd. FG	14-64; 6:33	0:00	4-5, 50 yds.
10/21/12	at Cincinnati	17-17	24-17	Rainey 11-yd. run	8-67; 4:42	14:16	5-5, 54 yds.
11/4/12	at N.Y. Giants	17-20	24-20	Redman 1-yd. run	9-51; 4:53	4:02	2-4, 26 yds.
10/20/13	BALTIMORE	16-16	19-16	Suisham 42-yd. FG	7-39; 1:58	0:00	3-4, 31 yds.
11/17/13	DETROIT	23-27	37-27	W. Johnson 1-yd. pass from Roethlisberger	16-97; 8:03	4:46	7-10, 82 yds.
12/22/13	at Green Bay	31-31	38-31	Bell 1-yd. run	5-17; 0:26	1:25	1-2, 5 yds.
9/7/14	CLEVELAND	27-27	30-27	Suisham 41 yd. FG	5-33; 0:47	0:00	3-4, 33 yds.
11/17/14	at Tennessee	13-24	27-24	Brown 12 yd. pass from Roethlisberger	8-65; 4:02	9:01	4-5, 45 yds.
12/7/14	at Cincinnati	20-21	42-21	Bell 13 yd. run	4-24; 1:18	11:27	1-2, 8 yds.
12/20/15	DENVER	27-27	34-27	Brown 23 yd. pass from Roethlisberger	3-37; 0:56	3:24	2-2, 32 yds.
12/18/16	at Cincinnati	20-18	24-20	Rogers 24 yd. pass from Roethlisberger	5-69; 3:22	7:29	2-2, 34 yds.
12/25/16	BALTIMORE	20-10	31-27	Brown 4 yd. pass from Roethlisberger	10-75; 1:09	0:09	8-10, 75 yds.

POSTSEASON – 4

1/15/05	NY Jets ●	10-17	20-17 (OT)	Reed 33-yd. FG	14-72; 8:19	3:56	3-4, 32 yds.
2/1/09	vs. Arizona	20-23	27-23	Holmes 6-yd. pass from Roethlisberger	8-78; 2:02	0:35	5-7, 84 yds.
1/15/11	vs. Baltimore	24-24	31-24	Mendenhall 1-yd. run	11-65; 2:21	1:31	2-6, 70 yds.
1/9/16	at Cincinnati	15-16	18-16	Boswell 35 yd. FG	9-74; 1:09	0:14	5-7, 40 yds.

● Overtime

ROETHLISBERGER'S 3+ Touchdown Games (43)

REGULAR SEASON – 42 (29-12 AS A STARTER)

Date	Opponent	Att	Comp	Yds	Pct	TD	Int	LG	Rating	Result
12/4/05	Cincinnati	41	29	386	70.7	3	3	41	94.2	L, 38-31
10/22/06	at Atlanta	22	16	238	72.7	3	0	36	147.3	L, 41-38 (OT)
11/12/06	New Orleans	28	17	264	60.7	3	0	46	127.7	W, 38-31
9/9/07	at Cleveland	23	12	161	52.2	4	0	40	114.3	W, 34-7
10/21/07	at Denver	35	24	290	68.6	4	2	40	108.0	L, 31-28
11/5/07	Baltimore	16	13	209	81.3	5	0	45	158.3	W, 38-7
12/16/07	Jacksonville	32	15	142	46.9	3	0	30	90.9	L, 29-22
12/20/07	at St. Louis	20	16	261	80.0	3	0	83	158.3	W, 41-24
10/5/08	at Jacksonville	41	26	309	63.4	3	1	48	100.6	W, 26-21
10/11/09	at Detroit	30	23	277	76.6	3	1	47t	123.9	W, 28-20
11/9/09	at Denver	29	21	233	72.4	3	1	35	116.0	W, 28-10
11/22/09	at Kansas City	42	32	398	76.2	3	2	41	109.0	L, 27-24
12/20/09	Green Bay	46	29	503	63.0	3	0	60t	121.9	W, 37-36
1/3/10	at Miami	27	18	220	66.6	3	0	54t	128.6	W, 30-24
10/17/10	Cleveland	27	16	257	59.3	3	1	50	112.7	W, 28-10
11/14/10	New England	49	30	387	61.2	3	1	33t	97.9	L, 39-26
11/21/10	Oakland	29	18	275	62.1	3	0	52t	127.8	W, 35-3
10/9/11	Tennessee	34	24	228	70.6	5	1	40t	116.2	W, 38-17
10/23/11	at Arizona	39	26	361	66.7	3	0	95t	121.8	W, 32-20
9/23/12	at Oakland	49	36	384	73.5	4	0	22	123.2	L, 34-31
10/28/12	WASHINGTON	33	24	222	72.7	3	0	27	121.0	W, 27-12
12/9/12	SAN DIEGO	42	22	285	52.4	3	1	40t	87.9	L, 34-24
12/30/12	CLEVELAND	23	15	134	65.2	3	0	16	120.3	W, 24-10
11/3/13	at New England	48	28	400	58.3	4	2	42	95.8	L, 55-31
11/17/13	DETROIT	45	29	367	64.4	4	0	47t	119.4	W, 37-27
12/8/13	MIAMI	39	23	349	58.9	3	0	67	114.2	L, 34-28
9/28/14	TAMPA BAY	40	29	314	72.5	3	0	31	120.2	L, 27-24
10/26/14	INDIANAPOLIS	49	40	522	81.6	6	0	52	150.6	W, 51-34
11/2/14	BALTIMORE	37	25	340	67.6	6	0	54t	136.3	W, 43-23
12/7/14	at Cincinnati	39	25	350	64.1	3	0	94t	118.5	W, 42-21
9/20/15	SAN FRANCISCO	27	21	369	77.8	3	0	59	155.8	W, 43-18
11/15/15*	CLEVELAND	33	22	379	66.7	3	1	64	123.2	W, 30-9
12/6/15	INDIANAPOLIS	39	24	364	61.5	4	0	68t	126.4	W, 45-10
12/20/15	DENVER	55	40	380	72.7	3	2	23t	94.5	W, 34-27

BEN ROETHLISBERGER

ROETHLISBERGER'S 3+ Touchdown Games (43) (Continued)

REGULAR SEASON – 42 (29-12 AS A STARTER)

Date	Opponent	Att	Comp	Yds	Pct	TD	Int	LG	Rating	Result
1/3/16	at Cleveland	36	24	349	66.7	3	2	66	102.7	W, 28-12
9/12/16	at Washington	37	27	300	73.0	3	1	42	112.4	W, 38-16
9/18/16	CINCINNATI	37	19	259	51.4	3	2	53	78.5	W, 24-16
10/2/16	KANSAS CITY	27	22	300	81.5	5	0	47	152.5	W, 43-14
10/9/16	N.Y. JETS	47	34	380	72.3	4	0	72t	124.4	W, 31-13
11/13/16	DALLAS	46	37	408	80.4	3	0	44	125.4	L, 35-30
11/24/16	at Indianapolis	20	14	221	70.0	3	0	35	146.0	W, 28-7
12/25/16	BALTIMORE	33	24	279	72.7	3	2	39	103.0	W, 31-27

*Did not start vs. Cleveland

POSTSEASON – 1 (1-0)

1/8/06	at Cincinnati	19	14	208	73.7	3	0	54	148.7	W, 31-17
--------	---------------	----	----	-----	------	---	---	----	-------	----------

ROETHLISBERGER'S 100+ Passer Rating Games (80)

REGULAR SEASON – 76 (67-8 AS A STARTER)

Date	Opponent	Att	Comp	Yds	Pct	TD	Int	LG	Rating	Result
12/20/07	at St. Louis	20	16	261	80.0	3	0	83	158.3	W, 41-24
11/5/07	Baltimore	16	13	209	81.3	5	0	45	158.3	W, 38-7
9/11/05	Tennessee	11	9	218	81.8	2	0	63t	158.3	W, 34-7
12/5/04	at Jacksonville	17	14	221	82.5	2	0	37t	158.0	W, 17-16
9/20/15	SAN FRANCISCO	27	21	369	77.8	3	0	59	155.8	W, 43-18
10/15/06	Kansas City	19	16	238	84.2	2	0	50	153.8	W, 45-7
10/2/16	KANSAS CITY	27	22	300	81.5	5	0	47	152.5	W, 43-14
10/26/14	INDIANAPOLIS	49	40	522	81.6	6	0	52	150.6	W, 51-34
10/22/06	at Atlanta	22	16	238	72.7	3	0	36	147.3	L, 41-38
9/7/08	Houston	14	13	137	92.9	2	0	29	147.0	W, 38-17
11/24/16	at Indianapolis	20	14	221	70.0	3	0	35	146.0	W, 28-7
1/2/11	at Cleveland	22	15	280	68.2	2	0	56t	141.3	W, 41-9
9/18/05	at Houston	21	14	254	66.7	2	0	54	139.8	W, 27-7
11/2/14	BALTIMORE	37	25	340	67.6	6	0	54t	136.3	W, 43-23
10/24/10	at Miami	27	19	302	70.4	2	0	53t	132.0	W, 23-22
12/8/11	Cleveland	21	16	280	76.2	2	1	79t	129.6	W, 14-3
10/4/09	San Diego	33	26	333	79.0	2	0	35	128.9	W, 38-28
1/3/10	at Miami	27	18	220	66.6	3	0	54t	128.6	W, 30-24
11/21/10	Oakland	29	18	275	62.1	3	0	52t	127.8	W, 35-3
11/12/06	New Orleans	28	17	264	60.7	3	0	46	127.7	W, 38-31
12/6/15	INDIANAPOLIS	39	24	364	61.5	4	0	68t	126.4	W, 45-10
10/31/04	New England	24	18	196	75.0	2	0	47t	126.4	W, 34-20
10/17/04	at Dallas	25	21	193	84.0	2	0	32	125.5	W, 24-20
11/13/16	DALLAS	46	37	408	80.4	3	0	44	125.4	L, 35-30
9/16/12	N.Y. JETS	31	24	275	77.4	2	0	37t	125.1	W, 27-10
12/26/04	Baltimore	19	14	221	73.7	2	1	36t	125.1	W, 20-7
10/9/16	N.Y. JETS	47	34	380	72.3	4	0	72t	124.4	W, 31-13
10/11/09	at Detroit	30	23	277	76.6	3	1	47t	123.9	W, 28-20
12/6/09	Oakland	24	18	278	75.0	2	1	57	123.3	L, 27-24
11/15/15*	CLEVELAND	33	22	379	66.7	3	1	64	123.2	W, 30-9
9/23/12	at Oakland	49	36	384	73.5	4	0	22	123.2	L, 34-31
12/20/09	Green Bay	46	29	503	63.0	3	0	60t	121.9	W, 37-36
10/23/11	at Arizona	39	26	361	66.7	3	0	95t	121.8	W, 32-20
10/28/12	WASHINGTON	33	24	222	72.7	3	0	27	121.0	W, 27-12
10/7/07	Seattle	22	18	206	81.8	1	0	25	120.8	W, 21-0
12/30/12	CLEVELAND	23	15	134	65.2	3	0	16	120.3	W, 24-10
9/28/14	TAMPA BAY	40	29	314	72.5	3	0	31	120.2	L, 27-24
12/24/05	at Cleveland	20	13	226	65.0	1	0	46	120.0	W, 41-0
11/17/13	DETROIT	45	29	367	64.4	4	0	47t	119.4	W, 37-27
12/7/14	at Cincinnati	39	25	350	64.1	3	0	94t	118.5	W, 42-21
12/4/11	Cincinnati	23	15	176	65.2	2	0	45	117.3	W, 35-7
10/9/11	Tennessee	34	24	228	70.6	5	1	40t	116.2	W, 38-17
11/9/09	at Denver	29	21	233	72.4	3	1	35	116.0	W, 28-10
9/18/11	Seattle	30	22	298	73.3	1	0	53	115.7	W, 24-0

BEN ROETHLISBERGER

ROETHLISBERGER'S 100+ Passer Rating Games (80) (Continued)

REGULAR SEASON – 76 (67-8 AS A STARTER)

Date	Opponent	Att	Comp	Yds	Pct	TD	Int	LG	Rating	Result
9/9/07	at Cleveland	23	12	161	52.2	4	0	40	114.3	W, 34-7
12/8/13	MIAMI	39	23	349	58.9	3	0	62	114.2	L, 34-28
10/20/14	HOUSTON	33	23	265	69.7	2	0	43	113.8	W, 30-23
10/13/13	at N.Y. Jets	30	23	264	76.7	1	0	55t	113.8	W, 19-6
10/18/09	Cleveland	35	23	417	65.7	2	1	52t	113.6	W, 28-14
10/17/10	Cleveland	27	16	257	59.3	3	1	50	112.7	W, 28-10
9/21/14	at Carolina	30	22	196	73.3	2	0	30	112.6	W, 37-19
9/12/16	at Washington	37	27	300	73.0	3	1	42	112.4	W, 38-16
12/21/14	KANSAS CITY	25	18	220	72.0	1	0	44	112.1	W, 20-12
12/23/10	Carolina	32	22	320	68.8	1	0	43t	111.5	W, 27-3
9/14/08	at Cleveland	20	13	179	65.0	1	0	48	110.2	W, 10-6
10/28/07	at Cincinnati	26	19	230	73.1	2	1	42	109.5	W, 24-13
11/7/04	Philadelphia	18	11	183	61.1	2	1	47	109.3	W, 27-3
12/14/14	at Atlanta	35	27	360	77.1	0	0	44	109.2	W, 27-20
12/11/05	Chicago	20	13	173	65.0	1	0	45	109.0	W, 21-9
11/22/09	at Kansas City	42	32	398	76.2	3	2	41	109.0	L, 27-24
10/19/08	at Cincinnati	28	17	216	60.7	2	0	50t	108.6	W, 38-10
10/21/07	at Denver	35	24	290	68.6	4	2	40	108.0	L, 31-28
10/10/04	Cleveland	21	16	231	76.2	1	1	48	107.4	W, 34-23
10/20/13	BALTIMORE	23	17	160	73.9	1	0	19	107.2	W, 19-16
9/23/07	San Francisco	20	13	160	65.0	1	0	29	106.2	W, 37-16
12/7/06	Cleveland	21	11	225	52.0	1	0	49t	106.2	W, 27-7
10/2/05	at San Diego	26	17	225	65.4	1	0	33	105.4	W, 24-22
11/21/04	at Cincinnati	21	15	138	71.4	1	0	26	104.9	W, 19-14
10/5/14	at Jacksonville	36	26	273	72.2	1	0	30	103.1	W, 17-9
12/25/16	BALTIMORE	33	24	279	72.7	3	2	39	103.0	W, 31-27
1/3/16	at Cleveland	36	24	349	66.7	3	2	66	102.7	W, 28-12
11/24/13	at Cleveland	34	22	217	64.7	2	0	41t	102.2	W, 27-11
12/17/06	at Carolina	17	10	125	58.8	1	0	21	101.3	W, 37-3
10/3/04	Cincinnati	25	17	174	68.0	1	0	30	101.1	W, 28-17
9/7/14	CLEVELAND	34	23	365	67.6	1	1	41	100.7	W, 30-27
10/5/08	at Jacksonville	41	26	309	63.4	3	1	48t	100.6	W, 26-21

*Did not start vs. Cleveland

POSTSEASON – 4 (4-0)

1/8/06	at Cincinnati	19	14	208	73.7	3	0	54	148.7	W, 31-17
1/22/06	at Denver	29	21	275	72.4	2	0	30	124.9	W, 34-17
1/15/11	Baltimore	32	19	226	59.4	2	0	58	101.8	W, 31-24
1/8/17	MIAMI	18	13	197	72.2	2	2	62t	105.3	W, 30-12

ROETHLISBERGER In Close Games (Including Postseason)

Date	Opponent	Score	Result	Margin	Date	Opponent	Score	Result	Margin
10/17/04	at Dallas	24-20	W	+4	9/29/08	BALTIMORE ●	23-20 (OT)	W	+3
11/21/04	at Cincinnati	19-14	W	+5	10/5/08	at Jacksonville	26-21	W	+5
12/5/04	at Jacksonville	17-16	W	+1	11/9/08	INDIANAPOLIS	24-20	L	-4
12/18/05	at N.Y. Giants	33-30	W	+3	11/16/08	SAN DIEGO	11-10	W	+1
1/15/05	N.Y. JETS ● ●	20-17	W	+3	12/14/08	at Baltimore	13-9	W	+4
9/25/05	NEW ENGLAND	23-20	L	-3	2/1/08	vs. Arizona ●	27-23	W	+4
10/10/05	at San Diego	24-22	W	+2	9/10/09	TENNESSEE	13-10 (OT)	W	+3
10/31/05	BALTIMORE	20-19	W	+1	9/20/09	at Chicago	17-14	L	-3
1/15/06	at Indianapolis ●	21-18	W	+3	9/27/09	at Cincinnati	23-20	L	-3
10/22/06	at Atlanta	41-38 (OT)	L	-3	11/22/09	at Kansas City	27-24	L	-3
11/19/06	at Cleveland	24-20	W	+4	12/6/09	OAKLAND	27-24	L	-3
12/31/06	at Cincinnati	23-17 (OT)	W	+6	12/20/09	GREEN BAY	27-26	W	+1
10/21/07	at Denver	31-28	L	-3	12/27/09	BALTIMORE	23-20	W	+3
11/11/07	CLEVELAND	31-28	W	+3	10/24/10	at Miami	23-22	W	+1
11/18/07	at N.Y. Jets	19-16 (OT)	L	-3	11/8/10	at Cincinnati	27-21	W	+6
11/26/07	MIAMI	3-0	W	+3	11/28/10	at Buffalo ●	19-16 (OT)	W	+3
1/5/08	JACKSONVILLE ●	31-29	L	-2	12/5/10	at Baltimore	13-10	W	+3
9/14/08	at Cleveland	10-6	W	+4	12/19/10	N.Y. JETS	22-17	L	-5

BEN ROETHLISBERGER

ROETHLISBERGER *In Close Games* (Including Postseason) (Continued)

Date	Opponent	Score	Result	Margin	Date	Opponent	Score	Result	Margin
1/23/11	N.Y. JETS #	24-19	W	+5	10/27/13	at Oakland	21-18	L	-3
2/5/11	vs. Green Bay ●	31-25	L	-6	11/28/13	at Baltimore	22-20	L	-2
9/25/11	at Indianapolis	23-20	W	+3	12/8/13	MIAMI	34-28	L	-6
10/16/11	JACKSONVILLE	17-13	W	+4	9/7/14	CLEVELAND	30-27	W	+3
11/6/11	BALTIMORE	23-20	L	-3	9/28/14	TAMPA BAY	27-24	L	-3
11/27/11	at Kansas City	13-9	W	+4	11/17/14	at Tennessee	27-24	W	+3
1/1/12	at Cleveland	13-9	W	+4	11/30/14	NEW ORLEANS	35-32	L	-3
1/8/12	at Denver ●	29-23 (OT)	L	-6	9/27/15	at St. Louis	12-6	W	+6
9/23/12	at Oakland	34-31	L	-3	11/1/15	CINCINNATI	16-10	L	-6
10/7/12	PHILADELPHIA	16-14	W	+2	11/8/15	OAKLAND	38-35	W	+3
10/11/12	at Tennessee	26-23	L	-3	12/27/15	at Baltimore	20-17	L	-3
11/4/12	at N.Y. Giants	24-20	W	+4	1/9/16	at Cincinnati ●	18-16	W	+2
11/12/12	KANSAS CITY ●	16-13 (OT)	W	+3	11/13/16	DALLAS	35-30	L	-5
12/16/12	at Dallas ●	27-24 (OT)	L	-3	12/18/16	at Cincinnati	24-20	W	+4
12/23/12	CINCINNATI	13-10	L	-3	12/25/16	BALTIMORE	31-27	W	+4
10/20/13	BALTIMORE	19-16	W	+3	1/15/17	at Kansas City ●	18-16	W	+2

● Overtime ● Postseason

Overall Record in Games Decided By Six Points or Less: 42-26

ROETHLISBERGER'S *Miscellaneous Career Statistics*

Roethlisberger's Career Touchdown Passes (By Target): [326 Total]

REGULAR SEASON – 301

Antonio Brown [50]; Heath Miller [41]; Hines Ward [40]; Mike Wallace [29]; Antonio Holmes [18]; Jericho Cotchery [12]; Martavis Bryant [11]; Emmanuel Sanders [11]; Nate Washington [11]; Matt Spaeth [7]; Markus Wheaton [7]; Plaxico Burress [6]; Le'Veon Bell [5]; Jesse James [4]; Melvin Moore [4]; Willie Parker [4]; Jerame Tuman [4]; Najeh Davenport [3]; Antwaan Randle El [3]; Eli Rogers [3]; Sammie Coates [2]; Xavier Grimble [2]; Darius Heyward-Bey [2]; Will Johnson [2]; Rashard Mendenhall [2]; Leonard Pope [2]; Isaac Redman [2]; Jay Riemersma [2]; Ladarius Green [1]; Cobi Hamilton [1]; Verron Haynes [1]; David Johnson [1]; Dan Kreider [1]; Lance Moore [1]; Quincy Morgan [1]; Derek Moye [1]; Michael Palmer [1]; Wesley Saunders [1]; DeAngelo Williams [1]; Cedrick Wilson [1].

POSTSEASON – 25

Hines Ward [6]; Heath Miller [4]; Antonio Holmes [3]; Antonio Brown [2]; Martavis Bryant [2]; Cedrick Wilson [2]; Plaxico Burress [1]; Jericho Cotchery [1]; Cobi Hamilton [1]; Willie Parker [1]; Antwaan Randle El [1]; Mike Wallace [1].

Roethlisberger's Career Rushing Touchdowns: [19 Total]

REGULAR SEASON – 16

Date	Opponent	Play	Result
10/10/04	CLEVELAND	Roethlisberger 6-yd. run	W, 34-23
10/10/05	at San Diego	Roethlisberger 7-yd. run	W, 24-22
12/18/05	at Minnesota	Roethlisberger 3-yd. run	W, 18-3
1/1/06	DETROIT	Roethlisberger 7-yd. run	W, 35-21
12/7/06	CLEVELAND	Roethlisberger 2-yd. run	W, 27-7
12/17/06	at Carolina	Roethlisberger 1-yd. run	W, 37-3
11/11/07	CLEVELAND	Roethlisberger 30-yd. run	W, 31-28
12/2/07	CINCINNATI	Roethlisberger 6-yd. run	W, 24-10
11/3/08	at Washington	Roethlisberger 1-yd. run	W, 23-6
11/20/08	CINCINNATI	Roethlisberger 8-yd. run	W, 27-10
9/20/09	at Chicago	Roethlisberger 2-yd. run	L, 17-14
9/27/09	at Cincinnati	Roethlisberger 1-yd. run	L, 23-20
11/21/10	OAKLAND	Roethlisberger 16-yd. run	W, 35-3
12/23/10	CAROLINA	Roethlisberger 1-yd. run	W, 27-3
12/22/13	at Green Bay	Roethlisberger 13-yd. run	W, 38-31
11/6/16	at Baltimore	Roethlisberger 4-yd. run	L, 21-14

POSTSEASON – 3

Date	Opponent	Play	Result
1/2/06	at Denver	Roethlisberger 4-yd. run	W, 34-17
2/5/06	vs. Seattle	Roethlisberger 1-yd. run	W, 21-10
1/23/11	N.Y. JETS	Roethlisberger 2-yd. run	W, 24-19



17

ELI ROGERS *Wide Receiver*

HEIGHT: 5-10
 WEIGHT: 187
 COLLEGE: Louisville
 BORN: Dec. 23, 1992
 BIRTHPLACE: Miami, Fla.

HOW ACQUIRED: UDFA - '15
 NFL EXPERIENCE: 3rd year

PRO [13-8/3-2]: Placed on the Steelers' Reserve/Injured List due to a foot injury on August 6, 2015...Waived/Injured by the Steelers on August 5, 2015...originally signed with the Steelers as an undrafted rookie free agent on May 2, 2015.

2016 [13-8/3-2]: Played in 13 games with eight starts during the regular season...inactive due to a toe injury 10/2 vs. Kansas City and 10/9 vs. N.Y. Jets...did not play 10/23 vs. New England...established single-season career highs in receptions (48), receiving yards (594) and receiving touchdowns (3)...saw action in three postseason contests with two starts.

9/12 at Washington: Started in his NFL debut...recorded career firsts in receptions (6), receiving yards (59) and receiving touchdowns (1).

11/6 at Baltimore: Recorded his first career 100-yard receiving game.

12/18 at Cincinnati: Caught a game-winning 24-yard touchdown pass from QB Ben Roethlisberger midway through the fourth quarter.

12/25 vs. Baltimore: Hauled-in a career-long 39-yard reception...recorded his first career rush for six yards.

1/1 vs. Cleveland: Led the team in receptions (6) and receiving yards (61).

2015 [0-0/0-0]: Spent the entire regular season and postseason on the team's Reserve/Injured List due to a foot injury.

COLLEGE Saw action in 51 games at Louisville (2011-14)...totaled 176 receptions for 2,020 yards with 12 receiving touchdowns...added 248 punt return yards on 29 returns...totaled a single-season career-high 536 receiving yards in 2013...in 2012, recorded a single-season career-best 46 receptions...totaled a single-season career-high four receiving touchdowns in 2011 and 2013...majored in communications.

PERSONAL Attended Northwestern High School (Miami, Fla)...played in the Under Armour All-American Game...recorded 59 receptions for 691 yards with three touchdowns as a senior despite missing two games with an injury...son of Tra-
nae Jackson...Full name: Eli Lamar Rogers.

ROGERS' 2016 Game-by-Game Statistics

Date	Opponent	GP	GS	RECEIVING				Lg	TD	RUSHING			
				Rec	Yds	Avg				No	Yds	Avg	Lg
9/12	at Washington	1	1	6	59	9.8	20	1	0	0	0.0	0	0
9/18	CINCINNATI	1	1	1	9	9.0	9	0	0	0	0.0	0	0
9/25	at Philadelphia	1	0	2	32	16.0	32	0	0	0	0.0	0	0
10/2	KANSAS CITY												
10/9	N.Y. JETS												
10/16	at Miami	1	1	4	35	8.8	15	0	0	0	0.0	0	0
10/23	NEW ENGLAND												
11/6	at Baltimore	1	0	6	103	17.2	30	0	0	0	0.0	0	0
11/13	DALLAS	1	1	4	42	10.5	22	1	0	0	0.0	0	0
11/20	at Cleveland	1	0	4	20	5.0	8	0	0	0	0.0	0	0
11/24	at Indianapolis	1	1	2	36	18.0	30	0	0	0	0.0	0	0
12/4	N.Y. GIANTS	1	0	1	18	18.0	18	0	0	0	0.0	0	0
12/11	at Buffalo	1	1	3	20	6.7	9	0	0	0	0.0	0	0
12/18	at Cincinnati	1	1	5	75	15.0	28	1	0	0	0.0	0	0
12/25	BALTIMORE	1	1	4	84	21.0	39	0	1	6	6.0	6	0
1/1	CLEVELAND	1	0	6	61	10.2	19	0	0	0	0.0	0	0
NFL TOTALS		13	8	48	594	12.4	39	3	1	6	6.0	6	0

ELI ROGERS

ROGERS' 2016 Game-by-Game Statistics (Continued)

POSTSEASON

Date	Opponent	GP	GS	RECEIVING					RUSHING				
				Rec	Yds	Avg	Lg	TD	No	Yds	Avg	Lg	TD
1/8	MIAMI	1	1	1	19	19.0	19	0	0	0	0.0	0	0
1/15	at Kansas City	1	1	5	27	5.4	14	0	0	0	0.0	0	0
1/22	at New England	1	0	7	66	9.4	19	0	0	0	0.0	0	0
NFL TOTALS		3	2	13	112	8.6	19	0	0	0	0.0	0	0

Date	Opponent	No	FC	PUNT RETURNS				KICKOFF RETURNS				
				Yds	Avg	Lg	TD	No	Yds	Avg	Lg	TD
9/12	at Washington	0	1	0	0.0	0	0	0	0	0.0	0	0
9/18	CINCINNATI	3	2	27	9.0	15	0	0	0	0.0	0	0
9/25	at Philadelphia	1	0	3	3.0	3	0	0	0	0.0	0	0
1/1	CLEVELAND	3	1	15	5.0	10	0	0	0	0.0	0	0
NFL TOTALS		7	4	45	6.4	15	0	0	0	0.0	0	0



24

COTY SENSABAUGH *Cornerback*

HEIGHT: 5-11
 WEIGHT: 187
 COLLEGE: Clemson
 BORN: Nov. 15, 1988
 BIRTHPLACE: Kingsport, Tenn.

HOW ACQUIRED: UFA – '17
 (from N.Y. Giants)
 NFL EXPERIENCE: 6th year

PRO [72-29/1-0]: Signed a two-year contract with the Steelers as an unrestricted free agent (from N.Y. Giants) on March 20, 2017...signed by the Giants on October 11, 2016...released by the Los Angeles Rams on October 8, 2016...signed a three-year contract with the Rams as an unrestricted free agent (from Tennessee) on March 15, 2016...placed on the Titans' Reserve/Injured List due to a foot injury on December 18, 2013...originally drafted by the Titans in the fourth round (115th overall) in the 2012 NFL Draft.

2016 [13-2/1-0] (LA/NYG): Started 2-of-3 regular-season games for the Rams before being released...signed by the Giants on October 11, where he played in 10 regular-season matchups and in one postseason contest...added one special teams tackle during the regular season 11/14 vs. Cincinnati...in his postseason debut in the NFC Wild Card Game 1/8 at Green Bay, he recorded his first career postseason sack for a loss of 11 yards.

2015 [16-15] (TEN): Played in all 16 regular-season games with a career-high 15 starts...set single-season career-highs in tackles (58), interceptions (2, one of which was returned 26 yards for a score) and pass breakups (8)...added two special teams tackles (one, 10/11 vs. Buffalo and 10/18 vs. Miami).

9/13 at Tampa Bay: Intercepted the first pass of his career and returned it 26 yards for a touchdown.

10/18 at Miami: Recorded the second interception of his career.

2014 [13-6] (TEN): Saw action in 13 games with six starts on the year...inactive due to a knee injury 10/12 vs. Jacksonville, 10/19 at Washington and 10/26 vs. Houston...notched the first sack of his career (9/7 at Kansas City)...added three special teams tackles (one, 9/28 at Indianapolis, 10/5 vs. Cleveland and 12/28 vs. Indianapolis)...also recorded his first career fumble recovery on special teams 9/7 at Kansas City.

2013 [14-3] (TEN): Played in 14 games with three starts...recorded a single-season career-high two fumbles on defense...totaled four special teams tackles (one, 9/8 at Pittsburgh, 9/15 at Houston, 9/29 vs. N.Y. Jets and 11/14 vs. Indianapolis)...placed on the team's Reserve/Injured list due to a foot injury on December 18, and missed the final two weeks of the regular season.

10/6 vs. Kansas City: Recorded the first fumble recovery of his career on defense.

11/3 at St. Louis: Recovered his second fumble of the season on defense.

2012 [16-3] (TEN): Played in every regular-season contest with three starts in his rookie season...added a single-season career-high six special teams tackles (one, 9/9 vs. New England, 10/7 at Minnesota, 10/11 vs. Pittsburgh, 10/21 at Buffalo, 10/28 vs. Indianapolis and 12/17 at N.Y. Jets).

COLLEGE In four seasons at Clemson (2008-11), appeared in 52 games with 17 starts...totaled 87 tackles, 2.0 TFLs, four interceptions, two quarterback pressures and 18 pass breakups...had one interception in each of his four seasons...as a senior in 2011, recorded single-season career-highs in tackles (40) and pass breakups (13)...credited with 993 snaps as a senior, which set a then school record for a defensive player...majored in communications studies.

PERSONAL Attended Dobyns-Bennett (Kingsport, Tenn.) High School...named Team MVP as a senior, after totaling four interceptions as a defensive back and 48 receptions for 915 yards with 14 touchdowns as a wide receiver...also played basketball for four years and was a starting guard for two years...ran multiple events in track, including the 100-meter, 200, 100 relay and 200 relay.

COTY SENSABAUGH

SENSABAUGH'S 2016 Game-by-Game Statistics (9/12 - 9/25 with L.A. and 10/16 - 1/3 with N.Y. Giants)

Date	Opponent	GP	GS	T	AT	TOT	Sacks	Yds	Int/Yds	PD	FF	FR
9/12	at San Francisco	1	1	9	0	9	0.0	0.0	0/0	0	1	0
9/18	SEATTLE	1	1	1	0	1	0.0	0.0	0/0	0	0	0
9/25	at Tampa Bay	1	0	0	0	0	0.0	0.0	0/0	0	0	0
10/16	BALTIMORE	1	0	1	0	1	0.0	0.0	0/0	0	0	0
10/23	at Los Angeles	1	0	0	0	0	0.0	0.0	0/0	0	0	0
11/6	PHILADELPHIA	1	0	1	0	1	0.0	0.0	0/0	0	0	0
11/14	CINCINNATI	1	0	2	1	3	0.0	0.0	0/0	0	0	0
11/20	CHICAGO	1	0	0	0	0	0.0	0.0	0/0	0	0	0
11/27	at Cleveland	1	0	1	0	1	0.0	0.0	0/0	0	0	0
12/4	at Pittsburgh	1	0	0	0	0	0.0	0.0	0/0	0	0	0
12/11	DALLAS	1	0	2	0	2	0.0	0.0	0/0	0	0	0
12/18	DETROIT	1	0	2	2	4	0.0	0.0	0/0	0	0	0
12/22	at Philadelphia	1	0	2	0	2	0.0	0.0	0/0	0	0	0
1/1	at Washington						INACTIVE					
SEASON TOTALS		13	2	21	3	24	0.0	0.0	0/0	0	1	0

POSTSEASON

1/8	at Green Bay	1	0	5	1	6	1.0	11.0	0/0	1	0	0
POSTSEASON TOTALS		1	0	5	1	6	1.0	11.0	0/0	1	0	0

SENSABAUGH'S 2015 Game-by-Game Statistics

Date	Opponent	GP	GS	T	AT	TOT	Sacks	Yds	Int/Yds	PD	FF	FR
9/13	at Tampa Bay	1	1	0	0	0	0.0	0.0	1/26	1	0	0
9/20	at Cleveland	1	1	3	1	4	0.0	0.0	0/0	0	0	0
9/27	INDIANAPOLIS	1	1	2	2	4	0.0	0.0	0/0	0	0	0
10/11	BUFFALO	1	0	1	0	1	0.0	0.0	0/0	0	0	0
10/18	MIAMI	1	1	1	1	2	0.0	0.0	1/16	1	0	0
10/25	ATLANTA	1	1	5	1	6	0.0	0.0	0/0	2	0	0
11/1	at Houston	1	1	2	3	5	0.0	0.0	0/0	1	0	0
11/8	at New Orleans	1	1	2	2	4	0.0	0.0	0/0	0	0	0
11/15	CAROLINA	1	1	2	0	2	0.0	0.0	0/0	0	0	0
11/19	at Jacksonville	1	1	6	0	6	0.0	0.0	0/0	1	0	0
11/29	OAKLAND	1	1	1	0	1	0.0	0.0	0/0	0	0	0
12/6	JACKSONVILLE	1	1	3	0	3	0.0	0.0	0/0	1	0	0
12/13	at N.Y. Jets	1	1	5	2	7	0.0	0.0	0/0	0	0	0
12/20	at New England	1	1	3	2	5	0.0	0.0	0/0	0	0	0
12/27	HOUSTON	1	1	1	0	1	0.0	0.0	0/0	1	0	0
1/3	at Indianapolis	1	1	5	2	7	0.0	0.0	0/0	0	0	0
SEASON TOTALS		16	15	42	16	58	0.0	0.0	2/42	8	0	0

SENSABAUGH'S 2014 Game-by-Game Statistics

Date	Opponent	GP	GS	T	AT	TOT	Sacks	Yds	Int/Yds	PD	FF	FR
9/7	at Kansas City	1	0	1	0	1	1.0	6.0	0/0	0	0	0
9/14	DALLAS	1	1	4	0	4	0.0	0.0	0/0	0	0	0
9/21	at Cincinnati	1	0	2	1	3	0.0	0.0	0/0	0	0	0
9/28	at Indianapolis	1	0	5	0	5	0.0	0.0	0/0	1	0	0
10/5	CLEVELAND	1	1	4	1	5	0.0	0.0	0/0	1	0	0
10/12	JACKSONVILLE						INACTIVE					
10/19	at Washington						INACTIVE					
10/26	HOUSTON						INACTIVE					
11/9	at Baltimore	1	0	1	0	1	0.0	0.0	0/0	0	0	0
11/17	PITTSBURGH	1	0	2	1	3	0.0	0.0	0/0	0	0	0
11/23	at Philadelphia	1	1	5	0	5	0.0	0.0	0/0	0	0	0
11/30	at Houston	1	0	2	1	3	0.0	0.0	0/0	0	0	0
12/7	N.Y. GIANTS	1	0	0	0	0	0.0	0.0	0/0	0	0	0
12/14	N.Y. JETS	1	1	5	0	5	0.0	0.0	0/0	1	0	0
12/18	at Jacksonville	1	1	4	1	5	0.0	0.0	0/0	0	0	0
12/28	INDIANAPOLIS	1	1	2	2	4	0.0	0.0	0/0	3	0	0
SEASON TOTALS		13	6	37	7	44	1.0	6.0	0/0	6	0	0

COTY SENSABAUGH

SENSABAUGH'S 2013 Game-by-Game Statistics

Date	Opponent	GP	GS	T	AT	TOT	Sacks	Yds	Int/Yds	PD	FF	FR
9/8	at Pittsburgh	1	0	4	0	4	0.0	0.0	0/0	1	0	0
9/15	at Houston	4	1	0	1	0	0.0	0.0	0/0	0	0	0
9/22	SAN DIEGO	1	0	3	0	3	0.0	0.0	0/0	0	0	0
9/29	N.Y. JETS	1	0	2	1	3	0.0	0.0	0/0	1	0	0
10/6	KANSAS CITY	1	0	1	0	1	0.0	0.0	0/0	0	0	1
10/13	at Seattle	1	0	2	0	2	0.0	0.0	0/0	0	0	0
10/13	SAN FRANCISCO	1	0	1	0	1	0.0	0.0	0/0	1	0	0
11/3	at St. Louis	1	0	3	0	3	0.0	0.0	0/0	0	0	1
11/10	JACKSONVILLE	1	1	0	0	0	0.0	0.0	0/0	1	0	0
11/14	INDIANAPOLIS	1	0	3	1	4	0.0	0.0	0/0	0	0	0
11/24	at Oakland	1	0	0	0	0	0.0	0.0	0/0	0	0	0
12/1	at Indianapolis	1	0	0	0	0	0.0	0.0	0/0	1	0	0
12/8	at Denver	1	1	0	0	0	0.0	0.0	0/0	0	0	0
12/15	ARIZONA	1	0	3	2	5	0.0	0.0	0/0	1	0	0
12/22	at Jacksonville	RESERVE/INJURED LIST										
12/29	HOUSTON	RESERVE/INJURED LIST										
SEASON TOTALS		14	3	22	5	27	0.0	0.0	0/0	6	0	2

SENSABAUGH'S 2012 Game-by-Game Statistics

Date	Opponent	GP	GS	T	AT	TOT	Sacks	Yds	Int/Yds	PD	FF	FR
9/9	NEW ENGLAND	1	0	0	0	0	0.0	0.0	0/0	0	0	0
9/16	at San Diego	1	0	1	1	2	0.0	0.0	0/0	0	0	0
9/23	DETROIT	1	0	2	0	2	0.0	0.0	0/0	0	0	0
9/30	at Houston	1	0	0	0	0	0.0	0.0	0/0	0	0	0
10/7	at Minnesota	1	0	0	0	0	0.0	0.0	0/0	0	0	0
10/11	PITTSBURGH	1	0	0	0	0	0.0	0.0	0/0	0	0	0
10/21	at Buffalo	1	0	0	0	0	0.0	0.0	0/0	0	0	0
10/28	INDIANAPOLIS	1	0	1	0	1	0.0	0.0	0/0	0	0	0
11/4	CHICAGO	1	1	2	2	4	0.0	0.0	0/0	0	0	0
11/11	at Miami	1	0	2	1	3	0.0	0.0	0/0	2	0	0
11/25	at Jacksonville	1	0	3	0	3	0.0	0.0	0/0	0	0	0
12/2	HOUSTON	1	0	0	0	0	0.0	0.0	0/0	0	0	0
12/9	at Indianapolis	1	0	2	1	3	0.0	0.0	0/0	0	0	0
12/17	N.Y. JETS	1	0	1	1	2	0.0	0.0	0/0	0	0	0
12/23	at Green Bay	1	1	2	1	3	0.0	0.0	0/0	0	0	0
12/30	JACKSONVILLE	1	1	3	0	3	0.0	0.0	0/0	0	0	0
SEASON TOTALS		16	3	19	7	26	0.0	0.0	0/0	2	0	0

SENSABAUGH'S Career Totals

REGULAR SEASON												
Year	Team	GP	GS	T	AT	TOT	Sacks	Yds	Int/Yds	PD	FF	FR
2012	Tennessee	16	3	19	7	26	0.0	0.0	0/0	2	0	0
2013	Tennessee	14	3	22	5	27	0.0	0.0	0/0	6	0	2
2014	Tennessee	13	6	37	7	44	1.0	6.0	0/0	6	0	0
2015	Tennessee	16	15	42	16	58	0.0	0.0	2/42	8	0	0
2016	L.A. Rams/N.Y. Giants	13	2	21	3	24	0.0	0.0	0/0	0	1	0
NFL TOTALS		72	29	141	38	179	1.0	6.0	2/42	22	1	2

Career Regular-Season Special Teams Tackles (16): 6 in '12, 4 in '13, 3 in '14, 2 in '15, 1 in '16.


Additional Statistics: Recorded his first career fumble recovery on special teams 9/7/14 at Kansas City.

REGULAR-SEASON SINGLE-GAME HIGHS:

Total Tackles: 9, at San Francisco, 9/12/16; Solo Tackles: 9, at San Francisco, 9/12/16; Sacks: 1.0, at Kansas City, 9/7/14; Sack Yards: 6.0, at Kansas City, 9/7/14; Interceptions: 1, twice, last vs. Miami, 10/18/15; Interception Yards: 26t, at Tampa Bay, 9/13/15; Passes Defensed: 3, vs. Indianapolis, 12/28/14; Forced Fumbles: 1, at San Francisco, 9/12/16; Fumble Recoveries: 1, three times, last at St. Louis, 11/3/13.

POSTSEASON

Year	Team	GP	GS	T	AT	TOT	Sacks	Yds	Int/Yds	PD	FF	FR
2016	N.Y. Giants	1	0	5	1	6	1.0	11.0	0/0	1	0	0
NFL TOTALS		1	0	5	1	6	1.0	11.0	0/0	1	0	0



13

CANAAN SEVERIN *Wide Receiver*

HEIGHT: 6-2

HOW ACQUIRED: UDFA – '16

WEIGHT: 205

NFL EXPERIENCE: 2nd year

COLLEGE: Virginia

BORN: March 16, 1993

BIRTHPLACE: Marlborough, Mass.

PRO

(0-0/0-0): signed by the Steelers on May 17, 2017...released by the Steelers on May 2, 2017...waived/injured on August 6, 2016...originally signed with the Steelers as an undrafted rookie free agent on May 1, 2016.

2016

(0-0/0-0): After being Waived/Injured on August 6, spent the entire season on the team's Reserve/Injured List.

COLLEGE

Saw action in 45 games with 15 starts at Virginia (2012-15)...finished his

career with 102 receptions with 1,383 receiving yards with 13 receiving touchdowns...earned All-ACC second-team honors as a senior in 2015, as he set single-season career highs in receptions (54), receiving yards (759) and receiving touchdowns.

PERSONAL

Attended Worcester Academy (Worcester, Mass.)...played wide receiver and defensive back...in 2011, participated in ESPN's third annual Champion Gridiron Kings event at the ESPN Wide World of Sports Complex in Orlando, Fla....caught 35 passes for 550 yards with five receiving touchdowns in 2010.

**RYAN SHAZIER** *Linebacker*

HEIGHT: 6-1

HOW ACQUIRED: D1 – '14 (#15)

WEIGHT: 230

NFL EXPERIENCE: 4th year

COLLEGE: Ohio State

BORN: Sept. 6, 1992

BIRTHPLACE: Fort Lauderdale, Fla.

PRO (34-29/6-5): Selected as a Pro Bowl alternate in 2016...originally drafted by the Steelers in the first round (15th overall) of the 2014 NFL Draft.

2016 (13-12/3-3): Played in 13 games with 12 starts during the regular season... inactive Weeks 4-6 due to a right knee injury...tied for the team lead with three interceptions during the regular season...finished second on the team in tackles (87) during the regular season...started all three postseason games...was the only Steeler to record an interception during the postseason, as he led the team with two.

9/12 at Washington: Recorded his second career interception and third career forced fumble...left the game in the fourth quarter with a right knee injury and did not return.

9/18 vs. Cincinnati: Led the team with 11 tackles.

11/6 at Baltimore: Split a sack with LB Anthony Chickillo...tied for the team lead with nine tackles...added one forced fumble.

11/13 vs. Dallas: Recovered a fumble that was forced by Chickillo...led the team with nine tackles.

11/20 at Cleveland: Forced a fumble on a sack of QB Josh McCown, which was recovered in the endzone by NT Javon Hargrave...marked his third forced fumble on the season, a new single-season career-high.

12/11 at Buffalo: Sacked QB Tyrod Taylor...led the team in tackles with eight.

12/18 at Cincinnati: Tied his single-season career high with 3.5 sacks on the season (2015).

12/25 vs. Baltimore: Picked off QB Joe Flacco on the final play of the game...marked his second interception of the season, a new single-season career high.

1/1 vs. Cleveland: Recorded his third interception of the season in the second quarter...his three interceptions on the season set a career-high.

AFC Wild Card Game 1/8 vs. Miami: Picked off QB Matt Moore for his first career postseason interception.

AFC Divisional Playoff 1/15 at Kansas City: Picked off QB Alex Smith, extending his streak of consecutive games (regular season included) with an interception to four games...became the first Steeler since Ike Taylor (2006-08) to record an interception in back-to-back playoff games and the first Steelers' linebacker to record an interception in consecutive postseason games since Levon Kirkland (1998).

2015 (12-12/2-2): Made 12 regular-season starts... inactive Weeks 3-6 due to a right shoulder injury during the regular season...finished second on the team with a single-season career-high 87 tackles... also contributed career bests during the regular season in sacks (3.5), passes defended (4) and forced fumbles (2)...started both postseason contests, as he led the team in tackles (20), forced fumbles (2) and pass breakups (2) during the postseason.

9/20 vs. San Francisco: Set a single-game career-high with 15 tackles...added his first career sack, forced fumble and fumble recovery...left the game in the fourth quarter due to a right shoulder injury and did not return.

10/25 at Kansas City: Returned to the starting lineup after missing four games due to a right shoulder injury... recorded a half-sack.

11/1 vs. Cincinnati: Split a half-sack with LB Jarvis Jones...tied for the team lead with eight tackles.

11/8 vs. Oakland: Forced a fumble.

11/15 vs. Cleveland: Sacked QB Johnny Manziel in the third quarter.

11/29 at Seattle: Left the game in the second quarter due to a concussion and did not return.

12/20 vs. Denver: Recorded his first career interception in the fourth quarter.

12/27 at Baltimore: Led the team with 13 tackles.

1/3 at Cleveland: Split a half-sack with LB Lawrence Timmons.

RYAN SHAZIER

AFC Wild Card Game 1/9 at Cincinnati: Led the defense with a single-game playoff high 13 tackles...added his first career postseason forced fumble (finishing with two forced fumbles) and his first career postseason fumble recovery.

2014

(9-5-1-0): Saw action in nine games with five starts during the regular season...inactive due to a right knee injury Weeks 4-7...inactive due to a right ankle injury Weeks 10, 11 and 13...recorded one special teams tackle during the regular season (12/28 vs. Cincinnati).

9/7 vs. Cleveland: Became the first rookie LB to start on Kickoff Weekend for the Steelers since 2001 (Kendrell Bell)...became the first rookie to start a season opener under defensive coordinator Dick LeBeau since 2004...totaled six tackles and one pass breakup.

9/11 at Baltimore: Totaled a team-high 11 tackles.

9/21 at Carolina: Left the game in the third quarter with a right knee injury and did not return.

11/2 vs. Baltimore: Left the game in the second quarter due to a right ankle injury and did not return.

AFC Wild Card Game 1/3 vs. Baltimore: Totaled three tackles on defense and one on special teams.

COLLEGE

Played in 39 games, starting his final 29 contests at weak-side outside linebacker for Ohio State (2011-13)...recorded 316 tackles, 44.5 TFLs, 14.0 sacks and nine quarterback pressures...

returned his only interception 17 yards for a touchdown and deflected 15 other passes...also forced nine fumbles...at the time he left Ohio State, his nine forced fumbles were a school record and are tied for 10th all-time in Big Ten Conference history, and his 44.5 TFLs ranked sixth in school annals...in 2013, earned All-Big Ten Conference first team honors, to go along with being named first-team All-American by The NFL Draft Report, Associated Press, ESPN, *Sports Illustrated* and the *USA Today*...earned All-Big Ten Conference first team honors and second-team All-American accolades from The NFL Draft Report and honorable mention from *Sports Illustrated* in 2012...as a freshman in 2011, totaled 57 tackles, the most in school history by a freshman since 1996...majored in psychology with a minor in business management.

PERSONAL

Attended Plantation High School (Pompano Beach, Fla.)...the all-state outside linebacker registered 87 tackles, 19.5 sacks with four forced fumbles and four blocked kicks as a senior...named Broward County's Most Outstanding Player as a senior...ended his career as the school's record-holder with 38.5 sacks...ended his prep career by suiting up once more for the Under Armor All-American Game...as a junior, recorded 87 tackles that included 28.5 TFLs and 19.0 sacks...also caused two fumbles, recovered two others, including one that he returned for a touchdown, and blocked one kick as a junior...that performance earned him second-team Class 6A all-state honors, along with being named All-Broward County first team by the *Miami Herald*...son of Vernon and Shawn Shazier...Full name: Ryan Dean Shazier.

SHAZIER'S 2016 Game-by-Game Statistics

Date	Opponent	GP	GS	T	AT	TOT	Sacks	Yds	Int/Yds	PD	FF	FR
9/12	at Washington	1	1	5	1	6	0.0	0.0	1/0	2	1	0
9/18	CINCINNATI	1	1	6	6	12	0.0	0.0	0/0	0	0	0
9/25	at Philadelphia	1	1	1	1	2	0.0	0.0	0/0	0	0	0
10/2	KANSAS CITY						INACTIVE					
10/9	N.Y. JETS						INACTIVE					
10/16	at Miami						INACTIVE					
10/23	NEW ENGLAND	1	0	0	2	2	0.0	0.0	0/0	1	0	0
11/6	at Baltimore	1	1	6	3	9	0.5	3.0	0/0	0	1	0
11/13	DALLAS	1	1	4	5	9	0.0	0.0	0/0	0	0	1
11/20	at Cleveland	1	1	6	1	7	1.0	13.0	0/0	1	1	0
11/24	at Indianapolis	1	1	3	3	6	0.0	0.0	0/0	0	0	0
12/4	N.Y. GIANTS	1	1	3	0	3	0.0	0.0	0/0	1	0	0
12/11	at Buffalo	1	1	6	2	8	1.0	2.0	0/0	1	0	0
12/18	at Cincinnati	1	1	3	2	5	1.0	11.0	0/0	1	0	0
12/25	BALTIMORE	1	1	5	5	10	0.0	0.0	1/0	1	0	0
1/1	CLEVELAND	1	1	7	1	8	0.0	0.0	1/0	1	0	0
SEASON TOTALS		13	12	55	32	87	3.5	29.0	3/0	9	3	1

SHAZIER'S 2016 Game-by-Game Statistics (Continued)

POSTSEASON

Date	Opponent	GP	GS	T	AT	TOT	Sacks	Yds	Int/Yds	PD	FF	FR
1/8	MIAMI	1	1	5	1	6	0.0	0.0	1/10	1	0	0
1/15	at Kansas City	1	1	5	0	5	0.0	0.0	1/1	1	0	0
1/22	at New England	1	1	4	3	7	0.0	0.0	0/0	0	0	0
POSTSEASON TOTALS		3	3	14	4	18	0.0	0.0	2/11	2	0	0

SHAZIER'S 2015 Game-by-Game Statistics

Date	Opponent	GP	GS	T	AT	TOT	Sacks	Yds	Int/Yds	PD	FF	FR
9/10	at New England	1	1	5	2	7	0.0	0.0	0/0	0	0	0
9/20	SAN FRANCISCO	1	1	11	4	15	1.0	17.0	0/0	0	1	1
9/27	at St. Louis						INACTIVE					
10/1	BALTIMORE						INACTIVE					
10/12	at San Diego						INACTIVE					
10/18	ARIZONA						INACTIVE					
10/25	at Kansas City	1	1	3	1	4	0.5	3.5	0/0	0	0	0
11/1	CINCINNATI	1	1	6	2	8	0.0	2.0	0/0	0	0	0
11/8	OAKLAND	1	1	6	1	7	0.0	0.0	0/0	0	1	0
11/15	CLEVELAND	1	1	5	1	6	1.0	9.0	0/0	0	0	0
11/29	at Seattle	1	1	0	1	1	0.0	0.0	0/0	0	0	0
12/6	INDIANAPOLIS	1	1	4	2	6	0.0	0.0	0/0	0	0	0
12/13	at Cincinnati	1	1	3	4	7	0.0	0.0	0/0	1	0	0
12/20	DENVER	1	1	3	3	6	0.0	0.0	1/0	3	0	0
12/27	at Baltimore	1	1	6	7	13	0.0	0.0	0/0	0	0	0
1/3	at Cleveland	1	1	3	4	7	0.5	3.0	0/0	0	0	0
SEASON TOTALS		12	12	55	32	87	3.5	34.5	1/0	4	2	1

POSTSEASON

1/9	at Cincinnati	1	1	9	4	13	0.0	0.0	0/0	2	2	1
1/17	at Denver	1	1	6	1	7	0.0	0.0	0/0	0	0	0
POSTSEASON TOTALS		2	2	15	5	20	0.0	0.0	0/0	2	2	1

SHAZIER'S 2014 Game-by-Game Statistics

Date	Opponent	GP	GS	T	AT	TOT	Sacks	Yds	Int/Yds	PD	FF	FR
9/7	CLEVELAND	1	1	4	2	6	0.0	0.0	0/0	1	0	0
9/11	at Baltimore	1	1	8	3	11	0.0	0.0	0/0	0	0	0
9/21	at Carolina	1	1	2	0	2	0.0	0.0	0/0	0	0	0
9/28	TAMPA BAY						INACTIVE					
10/5	at Jacksonville						INACTIVE					
10/12	at Cleveland						INACTIVE					
10/20	HOUSTON						INACTIVE					
10/26	INDIANAPOLIS	1	1	2	2	4	0.0	0.0	0/0	0	0	0
11/2	BALTIMORE	1	1	0	2	2	0.0	0.0	0/0	0	0	0
11/9	at N.Y. Jets						INACTIVE					
11/17	at Tennessee						INACTIVE					
11/30	NEW ORLEANS						INACTIVE					
12/7	at Cincinnati	1	0	0	0	0	0.0	0.0	0/0	0	0	0
12/14	at Atlanta	1	0	2	0	2	0.0	0.0	0/0	0	0	0
12/21	KANSAS CITY	1	0	2	0	2	0.0	0.0	0/0	0	0	0
12/28	CINCINNATI	1	0	3	2	5	0.0	0.0	0/0	0	0	0
SEASON TOTALS		9	5	23	11	34	0.0	0.0	0/0	1	0	0

POSTSEASON

1/3	BALTIMORE	1	0	3	0	3	0.0	0.0	0/0	0	0	0
POSTSEASON TOTALS		1	0	3	0	3	0.0	0.0	0/0	0	0	0

RYAN SHAZIER

SHAZIER'S Career Totals

REGULAR SEASON

Year	Team	GP	GS	T	AT	TOT	Sacks	Yds	Int/Yds	PD	FF	FR
2014	Pittsburgh	9	5	23	11	34	0.0	0.0	0/0	1	0	0
2015	Pittsburgh	12	12	55	32	87	3.5	34.5	1/0	4	2	1
2016	Pittsburgh	13	12	55	32	87	3.5	29.0	3/0	9	3	1
NFL TOTALS		34	29	132	74	206	7.0	63.5	4/0	14	5	2

Career Regular-Season Special Teams Tackles (1): 1 in '14.

REGULAR-SEASON SINGLE-GAME HIGHS:

Total Tackles: 15, vs. San Francisco, 9/20/15; **Solo Tackles:** 11, vs. San Francisco, 9/20/15; **Sacks:** 1.0, five times, last at Cincinnati, 12/18/16; **Sack Yards:** 17.0, vs. San Francisco, 9/20/15; **Interceptions:** 1, four times, last vs. Cleveland, 1/1/17; **Interception Yards:** N/A; **Passes Defensed:** 3, vs. Denver, 12/20/15; **Forced Fumbles:** 1, five times, last at Cleveland, 11/20/16; **Fumble Recoveries:** 1, twice, last vs. Dallas, 11/13/16.

POSTSEASON

Year	Team	GP	GS	T	AT	TOT	Sacks	Yds	Int/Yds	PD	FF	FR
2014	Pittsburgh	1	0	3	0	3	0.0	0.0	0/0	0	0	0
2015	Pittsburgh	2	2	15	5	20	0.0	0.0	0/0	2	2	1
2016	Pittsburgh	3	3	14	4	18	0.0	0.0	2/11	2	0	0
NFL TOTALS		6	5	32	9	41	0.0	0.0	2/11	4	2	1

Career Postseason Special Teams Tackles (1): 1 in '14.

**DAIMION STAFFORD** *Safety*

HEIGHT: 6-1
 WEIGHT: 218
 COLLEGE: Nebraska
 BORN: Feb. 18, 1991
 BIRTHPLACE: Norco, Calif.

HOW ACQUIRED: UFA – '17
 (from Tennessee)
 NFL EXPERIENCE: 5th year

PRO **(62-8/0-0)**: Signed a one-year contract with the Steelers as an unrestricted free agent (from Tennessee) on May 30, 2017...originally drafted by the Tennessee Titans in the seventh round (248th overall) of the 2013 NFL Draft.

2016 **(15-6)** **(TEN)**: Played in 15 games, with a single-season career-high six starts (inactive due to a hamstring injury 11/27 at Chicago)...totaled a single-season career-best 51 tackles...recorded his second career interception (10/9 at Miami)...also recovered his first career fumble on defense (12/11 vs. Denver)...totaled one special teams tackle 11/20 at Indianapolis.

2015 **(16-2)** **(TEN)**: Saw action in all 16 games with two starts...registered a single-season career-high five pass breakups...totaled five special teams tackles (one, 9/13 at Tampa Bay, 10/25 vs. Atlanta, 11/15 vs. Carolina, 11/19 at Jacksonville and 12/27 vs. Houston)...also recovered his first career fumble on special teams (11/29 vs. Oakland).

2014 **(15-0)** **(TEN)**: Played in 15 games (inactive due to a concussion 12/14 vs. N.Y. Jets)...recorded his first career sack (10/26 vs. Houston) and his first career interception (11/23 at Philadelphia)...totaled six special teams tackles (two, 9/7 at Kansas

City and 11/17 vs. Pittsburgh, and one, 12/18 at Jacksonville and 12/18 vs. Indianapolis).

2013 **(16-0)** **(TEN)**: Saw action in all 16 games during his rookie season...totaled a single-season career-high seven special teams tackles (two, 11/10 vs. Jacksonville, and one, 9/15 at Houston, 10/13 at Seattle, 11/24 at Oakland, 12/1 at Indianapolis and 12/8 at Denver)...also forced his first career fumble on special teams (11/24 at Oakland).

COLLEGE Started 26-of-27 games played for Nebraska (2011-12)...totaled 176 tackles, seven TFLs, 1.5 sacks, 17 pass breakups, four interceptions, three forced fumbles and two fumble recoveries in his career...in 2012, named first-team All-Big Ten from the media, BTN, ESPN and Phil Steele, while earning second-team honors from the league's coaches...honorable mention All-Big Ten by the media in 2011...played in 21 games at Chaffey College (Rancho Cucamonga, Calif.) during the 2009-10 seasons...majored in sociology.

PERSONAL Attended Norco High School (Norco, Calif.) after transferring from Arlington High School (Riverside, Calif.)...son of La Tanya Henderson...has three daughters Genesis, Sophia and Zaiya, and three sons Isaac, Ian and Cameron...Full name: Daimion Jerome Stafford.

STAFFORD'S 2016 Game-by-Game Statistics

Date	Opponent	GP	GS	T	AT	TOT	Sacks	Yds	Int/Yds	PD	FF	FR
9/11	MINNESOTA	1	0	3	0	3	0.0	0.0	0/0	0	0	0
9/18	at Detroit	1	0	3	0	3	0.0	0.0	0/0	1	0	0
9/25	OAKLAND	1	0	2	1	3	0.0	0.0	0/0	0	0	0
10/2	at Houston	1	1	5	2	7	0.0	0.0	0/0	0	0	0
10/9	at Miami	1	1	3	0	3	0.0	0.0	1/4	1	0	0
10/16	CLEVELAND	1	1	3	0	3	0.0	0.0	0/0	0	0	0
10/23	INDIANAPOLIS	1	0	5	1	6	0.0	0.0	0/0	0	0	0
10/27	JACKSONVILLE	1	1	2	3	5	0.0	0.0	0/0	0	0	0
11/6	at San Diego	1	1	3	0	3	0.0	0.0	0/0	0	0	0
11/13	GREEN BAY	1	0	2	2	4	0.0	0.0	0/0	0	0	0
11/20	at Indianapolis	1	1	2	0	2	0.0	0.0	0/0	0	0	0
11/27	at Chicago						INACTIVE					
12/11	DENVER	1	0	2	1	3	0.0	0.0	0/0	0	0	1
12/18	at Kansas City	1	0	2	0	2	0.0	0.0	0/0	0	0	0
12/24	at Jacksonville	1	0	3	0	3	0.0	0.0	0/0	0	0	0
1/1	HOUSTON	1	0	1	0	1	1.0	6.0	0/0	0	0	0
SEASON TOTALS		15	6	41	10	51	1.0	6.0	1/4	2	0	1

DAMION STAFFORD

STAFFORD'S 2015 Game-by-Game Statistics

Date	Opponent	GP	GS	T	AT	TOT	Sacks	Yds	Int/Yds	PD	FF	FR
9/13	at Tampa Bay	1	0	2	0	2	0.0	0.0	0/0	1	0	0
9/20	at Cleveland	1	0	0	0	0	0.0	0.0	0/0	0	0	0
9/27	INDIANAPOLIS	1	0	1	0	1	0.0	0.0	0/0	0	0	0
10/11	BUFFALO	1	0	0	0	0	0.0	0.0	0/0	0	0	0
10/18	MIAMI	1	0	0	0	0	0.0	0.0	0/0	0	0	0
10/25	ATLANTA	1	1	2	0	2	0.0	0.0	0/0	1	0	0
11/1	at Houston	1	0	1	0	1	0.0	0.0	0/0	0	0	0
11/8	at New Orleans	1	0	0	0	0	0.0	0.0	0/0	0	0	0
11/15	CAROLINA	1	0	1	1	2	1.0	10.0	0/0	0	0	0
11/19	at Jacksonville	1	0	1	0	1	0.0	0.0	0/0	0	0	0
11/29	OAKLAND	1	0	2	1	3	0.0	0.0	0/0	1	0	0
12/6	JACKSONVILLE	1	0	0	0	0	0.0	0.0	0/0	0	0	0
12/13	at N.Y. Jets	1	0	1	1	2	0.0	0.0	0/0	0	0	0
12/20	at New England	1	1	4	1	5	0.0	0.0	0/0	1	0	0
12/27	HOUSTON	1	0	0	0	0	0.0	0.0	0/0	1	0	0
1/3	at Indianapolis	1	0	1	0	1	0.0	0.0	0/0	0	0	0
SEASON TOTALS		16	2	16	4	20	1.0	10.0	0/0	5	0	0

STAFFORD'S 2014 Game-by-Game Statistics

Date	Opponent	GP	GS	T	AT	TOT	Sacks	Yds	Int/Yds	PD	FF	FR
9/7	at Kansas City	1	0	1	0	1	0.0	0.0	0/0	0	0	0
9/14	DALLAS	1	0	0	0	0	0.0	0.0	0/0	0	0	0
9/21	at Cincinnati	1	0	0	0	0	0.0	0.0	0/0	0	0	0
9/28	at Indianapolis	1	0	0	0	0	0.0	0.0	0/0	0	0	0
10/5	CLEVELAND	1	0	0	0	0	0.0	0.0	0/0	0	0	0
10/12	JACKSONVILLE	1	0	2	0	2	0.0	0.0	0/0	0	0	0
10/19	at Washington	1	0	0	2	2	0.0	0.0	0/0	0	0	0
10/26	HOUSTON	1	0	2	0	2	1.0	12.0	0/0	0	0	0
11/9	at Baltimore	1	0	0	0	0	0.0	0.0	0/0	0	0	0
11/17	PITTSBURGH	1	0	3	2	5	0.0	0.0	0/0	0	0	0
11/23	at Philadelphia	1	0	2	0	2	0.0	0.0	1/33	2	0	0
11/30	at Houston	1	0	4	1	5	0.0	0.0	0/0	0	0	0
12/7	N.Y. GIANTS	1	0	0	0	0	0.0	0.0	0/0	0	0	0
12/14	N.Y. JETS						INACTIVE					
12/18	at Jacksonville	1	0	0	1	1	0.0	0.0	0/0	0	0	0
12/28	INDIANAPOLIS	1	0	5	1	6	0.0	0.0	0/0	0	0	0
SEASON TOTALS		15	0	19	7	26	1.0	12.0	1/33	2	0	0

STAFFORD'S 2013 Game-by-Game Statistics

Date	Opponent	GP	GS	T	AT	TOT	Sacks	Yds	Int/Yds	PD	FF	FR
9/8	at Pittsburgh	1	0	0	0	0	0.0	0.0	0/0	0	0	0
9/15	at Houston	1	0	0	0	0	0.0	0.0	0/0	0	0	0
9/22	SAN DIEGO	1	0	0	0	0	0.0	0.0	0/0	0	0	0
9/29	N.Y. JETS	1	0	0	0	0	0.0	0.0	0/0	0	0	0
10/6	KANSAS CITY	1	0	0	0	0	0.0	0.0	0/0	0	0	0
10/13	at Seattle	1	0	0	0	0	0.0	0.0	0/0	0	0	0
10/20	SAN FRANCISCO	1	0	0	0	0	0.0	0.0	0/0	0	0	0
11/3	at St. Louis	1	0	0	0	0	0.0	0.0	0/0	0	0	0
11/10	JACKSONVILLE	1	0	0	0	0	0.0	0.0	0/0	0	0	0
11/14	INDIANAPOLIS	1	0	0	0	0	0.0	0.0	0/0	0	0	0
11/24	at Oakland	1	0	0	0	0	0.0	0.0	0/0	0	0	0
12/1	at Indianapolis	1	0	0	0	0	0.0	0.0	0/0	0	0	0
12/8	at Denver	1	0	1	0	1	0.0	0.0	0/0	0	0	0
12/15	ARIZONA	1	0	0	0	0	0.0	0.0	0/0	0	0	0
12/22	at Jacksonville	1	0	0	0	0	0.0	0.0	0/0	0	0	0
12/29	HOUSTON	1	0	0	0	0	0.0	0.0	0/0	0	0	0
SEASON TOTALS		16	0	1	0	1	0.0	0.0	0/0	0	0	0

STAFFORD'S Career Totals


Year	Team	GP	GS	T	AT	TOT	Sacks	Yds	Int/Yds	PD	FF	FR
2013	Tennessee	16	0	1	0	1	0.0	0.0	0/0	0	0	0
2014	Tennessee	15	0	19	7	26	1.0	12.0	1/33	2	0	0
2015	Tennessee	16	2	16	4	20	1.0	10.0	0/0	5	0	0
2016	Tennessee	15	6	41	10	51	1.0	6.0	1/4	2	0	1
NFL TOTALS		62	8	77	21	98	3.0	28.0	2/37	9	0	1

Career Regular-Season Special Teams Tackles (19): 7 in '13, 6 in '14, 5 in '15 and 1 in '16.

Additional Statistics: Has one forced fumble on special teams (11/24/13 at Oakland) and one fumble recovery on special teams (11/29/15 vs. Oakland).

REGULAR-SEASON SINGLE-GAME HIGHS:

Total Tackles: 7, at Houston, 10/2/16; **Solo Tackles:** 5, three times, last vs. Indianapolis 10/23/16; **Sacks:** 1.0, three times, last vs. Houston 1/1/17; **Sack Yards:** 12.0, vs. Houston, 10/26/14; **Passes Defensed:** 2, at Philadelphia, 11/23/14; **Forced Fumbles:** N/A; **Fumble Recoveries:** 1, vs. Denver, 12/11/16.



33

FITZGERALD TOUSSAINT *Running Back*

HEIGHT: 5-9

HOW ACQUIRED: FA - '15

WEIGHT: 204

NFL EXPERIENCE: 4th year

COLLEGE: Michigan

BORN: May 4, 1990

BIRTHPLACE: Youngstown, Ohio

PRO

[25-0/5-1]: Promoted to the Steelers' active roster on November 27, 2015...signed to the Steelers' practice squad on September 7, 2015...released by the Baltimore Ravens on September 5, 2015...re-signed with the Ravens as an exclusive rights free agent on April 29, 2015...added to the Ravens' active roster from the Ravens' practice squad on December 13, 2014...added to the Ravens' practice squad on September 25, 2014...released by the Ravens on September 23, 2014...added to the Ravens' active roster from the Ravens' practice squad on September 20, 2014...added to the Ravens' practice squad on September 9, 2014...released by the Ravens on September 8, 2014...added to the Ravens' active roster from the Ravens' practice squad on September 6, 2014...added to the Ravens' practice squad on August 31, 2014...released by the Ravens on August 30, 2014...originally signed with the Ravens as an undrafted rookie free agent on May 29, 2014.

2016

[16-0/1-0]: Saw action in all 16 regular-season games...totaled three special teams tackles during the regular season (one, 12/4 vs. N.Y. Giants, 12/18 at Cincinnati and 1/1 vs. Cleveland)...played in one postseason contest...inactive due to a concussion for the AFC Divisional Playoff 1/15 at Kansas City.

11/24 at Indianapolis: Recorded a career-long 16-yard run in the fourth quarter.

1/1 vs. Cleveland: Totaled a single-game career-high with 38 scrimmage yards.

2015

[5-0/2-1] (PIT): Played in five regular-season games...made appearances in both postseason games, starting his first-ever playoff game 1/17 at Denver...tallied regular-season single-game career highs in rushes (12) and rushing yards (24) at Cleveland on 1/3...recorded his first career tackle on special teams 12/27 at Baltimore...promoted to the Steelers' active roster from the Steelers' practice squad on November 27, 2015...inactive 11/29 at Seattle.

12/6 vs. Indianapolis: Made his Steelers' debut.

AFC Wild Card Game 1/9 at Cincinnati: Made his Steelers' postseason debut, recording 118 scrimmage yards (60 receiving and 58 rushing)...became the third Steelers' running back to record 50 rushing yards and 50 receiving yards in a single postseason game.

AFC Divisional Playoff 1/17 at Denver: Recorded a one-yard touchdown run, his first career postseason touchdown.

2014

[4-0/2-0] (BAL): Saw action in four games during the regular season...also spent time on the Ravens' practice squad...rushed six times for 12 yards, and recorded three receptions for 27 yards in the regular season...played in both postseason contests.

COLLEGE

A four-year letterman at Michigan... appeared in 40 games with 31 starts (2009-13)...totaled 2,290 yards on 510 carries with 28 rushing touchdowns...added 31 receptions for 298 yards with two receiving touchdowns...totaled a career-high 13 rushing touchdowns in 2013...in 2011, earned All-Big Ten honorable mention honors as he rushed for a career-high 1,041 yards...majored in general studies.

PERSONAL

Attended Liberty High School (Youngstown, Ohio)... was a three-time all-conference selection in his career, as he carried 455 times for 4,690 yards with 65 touchdowns during his career...rushed for 2,239 yards on 241 carries and scored 28 touchdowns as a senior...named all-conference, all-county and all-district as a senior... named Division III all-state his senior year...the 2008 Trumbull County Player of the Year...named Ohio Division III Co-Offensive Player of the Year and the *Youngstown Vindicator* Offensive Player of the Year his senior season...named all-Ohio first team during his senior year...also lettered in track and field...Full name: Fitzgerald DAndre Toussaint.

TOUSSANT'S 2016 Game-by-Game Statistics

Date	Opponent	GP	GS	RUSHING					Lg	TD	RECEIVING				
				Att	Yds	Avg	Lg	TD			No	Yds	Avg	Lg	TD
9/12	at Washington	1	0	3	6	2.0	7	0	0	0	0.0	0	0		
9/18	CINCINNATI	1	0	1	4	4.0	4	0	1	9	9.0	9	0		
9/25	at Philadelphia	1	0	0	0	0.0	0	0	0	0	0.0	0	0		
10/2	KANSAS CITY	1	0	0	0	0.0	0	0	0	0	0.0	0	0		
10/9	N.Y. JETS	1	0	0	0	0.0	0	0	0	0	0.0	0	0		
10/16	at Miami	1	0	0	0	0.0	0	0	0	0	0.0	0	0		
10/23	NEW ENGLAND	1	0	0	0	0.0	0	0	0	0	0.0	0	0		
11/6	at Baltimore	1	0	0	0	0.0	0	0	0	0	0.0	0	0		
11/13	DALLAS	1	0	0	0	0.0	0	0	0	0	0.0	0	0		
11/20	at Cleveland	1	0	0	0	0.0	0	0	0	0	0.0	0	0		
11/24	at Indianapolis	1	0	6	28	4.7	16	0	0	0	0.0	0	0		
12/4	N.Y. GIANTS	1	0	0	0	0.0	0	0	0	0	0.0	0	0		
12/11	at Buffalo	1	0	1	6	6.0	6	0	0	0	0.0	0	0		
12/18	at Cincinnati	1	0	0	0	0.0	0	0	0	0	0.0	0	0		
12/25	BALTIMORE	1	0	0	0	0.0	0	0	0	0	0.0	0	0		
1/1	CLEVELAND	1	0	3	14	4.7	12	0	2	24	12.0	15	0		
SEASON TOTALS		16	0	14	58	4.1	16	0	3	33	11.0	15	0		

POSTSEASON

1/8	MIAMI	1	0	0	0	0.0	0	0	0	0	0.0	0	0
1/15	at Kansas City	INACTIVE											
1/22	at New England	DID NOT PLAY											
POSTSEASON TOTALS		1	0	0	0	0.0	0	0	0	0	0.0	0	0

PUNT RETURNS

Date	Opponent	No	FC	Yds	Avg	Lg	TD	KICKOFF RETURNS				
								No	Yds	Avg	Lg	TD
9/12	at Washington	0	0	0	0.0	0	0	1	18	18.0	18	0
9/18	CINCINNATI	0	0	0	0.0	0	0	1	22	22.0	22	0
9/25	at Philadelphia	0	0	0	0.0	0	0	1	20	20.0	20	0
10/2	KANSAS CITY	0	0	0	0.0	0	0	0	0	0.0	0	0
10/9	N.Y. JETS	0	0	0	0.0	0	0	0	0	0.0	0	0
10/16	at Miami	0	0	0	0.0	0	0	1	20	20.0	20	0
10/23	NEW ENGLAND	0	0	0	0.0	0	0	2	49	24.5	27	0
11/6	at Baltimore	0	0	0	0.0	0	0	0	0	0.0	0	0
11/13	DALLAS	0	0	0	0.0	0	0	2	50	25.0	33	0
11/20	at Cleveland	0	0	0	0.0	0	0	0	0	0.0	0	0
11/24	at Indianapolis	0	0	0	0.0	0	0	0	0	0.0	0	0
12/4	N.Y. GIANTS	0	0	0	0.0	0	0	0	0	0.0	0	0
12/11	at Buffalo	0	0	0	0.0	0	0	2	47	23.5	26	0
12/18	at Cincinnati	0	0	0	0.0	0	0	2	32	16.0	20	0
12/25	BALTIMORE	0	0	0	0.0	0	0	0	0	0.0	0	0
1/1	CLEVELAND	0	0	0	0.0	0	0	0	0	0.0	0	0
SEASON TOTALS		0	0	0	0.0	0	0	12	258	21.5	33	0

POSTSEASON

1/8	MIAMI	0	0	0	0.0	0	0	2	27	13.5	15	0	
1/15	at Kansas City	INACTIVE											
1/22	at New England	DID NOT PLAY											
POSTSEASON TOTALS		0	0	0	0.0	0	0	2	27	13.5	15	0	

TOUSSANT'S 2015 Game-by-Game Statistics

Date	Opponent	GP	GS	RUSHING					Lg	TD	RECEIVING				
				Att	Yds	Avg	Lg	TD			No	Yds	Avg	Lg	TD
9/10	at New England	PRACTICE SQUAD													
9/20	SAN FRANCISCO	PRACTICE SQUAD													
9/27	at St. Louis	PRACTICE SQUAD													
10/1	BALTIMORE	PRACTICE SQUAD													
10/12	at San Diego	PRACTICE SQUAD													
10/18	ARIZONA	PRACTICE SQUAD													
10/25	at Kansas City	PRACTICE SQUAD													
11/1	CINCINNATI	PRACTICE SQUAD													

FITZGERALD TOUSSANT

TOUSSAINT'S 2015 Game-by-Game Statistics (Continued)

Date	Opponent	GP	GS	RUSHING					RECEIVING					
				Att	Yds	Avg	Lg	TD	No	Yds	Avg	Lg	TD	
11/8	OAKLAND													
11/15	CLEVELAND													
11/29	at Seattle													
12/6	INDIANAPOLIS	1	0	4	12	3.0	7	0	0	0	0.0	0	0	0
12/13	at Cincinnati	1	0	0	0	0.0	0	0	0	0	0.0	0	0	0
12/20	DENVER	1	0	0	0	0.0	0	0	0	0	0.0	0	0	0
12/27	at Baltimore	1	0	2	6	3.0	5	0	0	0	0.0	0	0	0
1/3	at Cleveland	1	0	12	24	2.0	5	0	0	0	0.0	0	0	0
SEASON TOTALS		5	0	18	42	2.3	7	0	0	0	0.0	0	0	0

POSTSEASON

1/9	at Cincinnati	1	0	17	58	3.4	9	0	4	60	15.0	27	0	0
1/17	at Denver	1	1	12	39	3.3	15	1	3	2	0.7	2	0	0
POSTSEASON TOTALS		2	1	29	97	3.3	15	1	7	62	8.9	27	0	0

TOUSSAINT'S 2014 Game-by-Game Statistics

Date	Opponent	GP	GS	RUSHING					RECEIVING					
				Att	Yds	Avg	Lg	TD	No	Yds	Avg	Lg	TD	
9/7	CINCINNATI													
9/11	PITTSBURGH													
9/21	at Cleveland	1	0	0	0	0.0	0	0	0	0	0.0	0	0	0
9/28	CAROLINA													
10/5	at Indianapolis													
10/12	at Tampa Bay													
10/19	ATLANTA													
10/26	at Cincinnati													
11/2	at Pittsburgh													
11/9	TENNESSEE													
11/24	at New Orleans													
11/30	SAN DIEGO													
12/7	at Miami													
12/14	JACKSONVILLE	1	0	0	0	0.0	0	0	0	0	0.0	0	0	0
12/21	at Houston	1	0	4	11	2.8	12	0	2	20	10.0	15	0	0
12/28	CLEVELAND	1	0	2	1	0.5	1	0	1	7	7.0	7	0	0
SEASON TOTALS		4	0	6	12	2.0	12	0	3	27	9.0	15	0	0

POSTSEASON

1/3	at Pittsburgh	1	0	0	0	0.0	0	0	0	0	0.0	0	0	0
1/10	at New England	1	0	2	5	2.5	3	0	1	-7	-7.0	-7	0	0
POSTSEASON TOTALS		2	0	2	5	2.5	3	0	1	-7	-7.0	-7	0	0

TOUSSAINT'S Career Totals

REGULAR SEASON

Year	Team	GP	GS	RUSHING					RECEIVING					
				Att	Yds	Avg	Lg	TD	No	Yds	Avg	Lg	TD	
2014	Baltimore	4	0	6	12	2.0	12	0	3	27	9.0	15	0	0
2015	Pittsburgh	5	0	18	42	2.3	7	0	0	0	0.0	0	0	0
2016	Pittsburgh	16	0	14	58	4.1	16	0	3	33	11.0	15	0	0
NFL TOTALS		25	0	38	112	2.9	16	0	6	60	10.0	15	0	0
STEELERS TOTALS		21	0	32	100	3.1	16	0	3	33	11.0	15	0	0

Career Regular-Season Special Teams Tackles (4): 1 in '15 and 3 in '16.

POSTSEASON

Year	Team	GP	GS	RUSHING					RECEIVING					
				Att	Yds	Avg	Lg	TD	No	Yds	Avg	Lg	TD	
2014	Baltimore	2	0	2	5	2.5	3	0	1	-7	-7.0	-7	0	0
2015	Pittsburgh	2	1	29	97	3.3	15	1	7	62	8.9	27	0	0
2016	Pittsburgh	1	0	0	0	0.0	0	0	0	0	0.0	0	0	0
NFL TOTALS		5	1	31	102	3.3	15	1	8	55	6.9	27	0	0
STEELERS TOTALS		3	1	29	97	3.3	15	1	7	62	8.9	27	0	0

**MARCUS TUCKER** *Wide Receiver*

HEIGHT: 5-10

HOW ACQUIRED: UDFA – '16

WEIGHT: 190

NFL EXPERIENCE: 1st year

COLLEGE: Northern Michigan

BORN: June 24, 1992

BIRTHPLACE: Flint, Mich.

PRO [0-0/0-0]: Signed a Reserve/Future contract with the Steelers on January 24, 2017... signed to the Steelers' practice squad on November 8, 2016... released by the Steelers on September 3, 2016... originally signed with the Steelers as an undrafted rookie free agent on May 9, 2016.

2016 [0-0/0-0]: Signed to the Steelers' practice squad on November 8, and remained there for the rest of the regular season and postseason.

COLLEGE Saw action in 32 games at Northern Michigan (2013-15)... totaled 2,330 receiving yards with 20 touchdown receptions during his three-year career... also totaled 1,618 kickoff return yards... led his team in receptions (79), tied for first on the team in receiving touchdowns (9) and ranked sec-

ond in receiving yards on the team (813) as a senior in 2015... became the first player from Northern Michigan since 2013 to earn a spot on the all-GLIAC first team... had a career-high 843 receiving yards in 2014... named to the 2014 all-GLIAC second team... tallied 49 receptions for 674 yards with four receiving touchdowns in 2013, as he was named the team's Offensive Newcomer of the Year... attended Mott Community College and Lake Michigan College before transferring to Northern Michigan... majored in criminal justice.

PERSONAL Attended Grand Blanc High School (Grand Blanc, Mich.)... earned honorable mention all-conference honors as a senior... was also a two-time letterman in basketball and he was named team MVP... was named first team all-state in track in 2010 for the 4x100 relay... son of Marcus and Cynthia Tucker.

**STEPHON TUITT** *Defensive End*

HEIGHT: 6-6
 WEIGHT: 303
 COLLEGE: Notre Dame
 BORN: May 23, 1993
 BIRTHPLACE: Miami, Fla.

HOW ACQUIRED: D2 – '14 (#46)
 NFL EXPERIENCE: 4th year

PRO [44-32/6-6]: Drafted by the Steelers in the second round (46th overall) of the 2014 NFL Draft.

2016 [14-14/3-3]: Started 14 games during the regular season, missing two due to a right knee injury (12/25 vs. Baltimore and 1/1 vs. Cleveland)...named AFC Defensive Player of the Week for his Week 11 performance 11/20 at Cleveland...finished third on the team with 4.0 sacks during the regular season...started all three postseason contests, recording one fumble recovery.

10/2 vs. Kansas City: Forced a single-game career-high two fumbles...became the first Steelers defensive lineman with two forced fumbles in a game since 2002 (Casey Hampton, 12/23 and Tampa Bay).

11/13 vs. Dallas: Recorded his first sack of the season for a 12-yard loss.

11/20 at Cleveland: Named AFC Defensive Player of the Week...recorded 2.0 sacks...marked his third career multi-sack game...added a season-high six tackles.

12/11 at Buffalo: Sacked QB Tyrod Taylor for a two-yard loss.

AFC Wild Card Game 1/8 vs. Miami: Recovered his second career fumble in the postseason.

2015 [14-14/2-2]: Started 14 regular-season games...inactive due to a right knee injury 10/25 at Kansas City and 11/1 vs. Cincinnati...set single-season career-highs in tackles (54) and sacks (6.5) during the regular season...started both postseason contests.

9/20 vs. San Francisco: Recorded his first career multi-sack game (1.5).

9/27 at St. Louis: Recorded a sack...marked the first time he recorded a sack in back-to-back games in his career.

10/1 vs. Baltimore: Sacked QB Joe Flacco in the first quarter, extending his sack streak to three games...

added a career-high 10 tackles.

11/15 vs. Cleveland: Sacked QB Johnny Manziel for an eight-yard loss.

12/13 at Cincinnati: Picked off QB Andy Dalton on the Bengals' first drive...marked his first career interception and the first interception by a Steelers' defensive end since Brett Keisel in 2014...became the fifth Steelers' defensive end to record an interception against Cincinnati.

1/3 at Cleveland: Recorded his second career multi-sack game, taking down QB Austin Davis twice.

2014 [16-4/1-1]: Saw action in all 16 games with four starts (Weeks 14-17) during the regular season.

9/7 vs. Cleveland: Made his NFL debut.

12/7 at Cincinnati: Made his first career start.

12/21 vs. Kansas City: Recorded his first career forced fumble on RB Jamaal Charles that was recovered by LB Vince Williams...also registered his first career sack at the two-minute warning in the fourth quarter.

AFC Wild Card Game 1/3 vs. Baltimore: Recovered his first career fumble in the postseason.

COLLEGE Started 29-of-35 games at Notre Dame (2011-13)...finished with 127 tackles, 25.0 TFLs, 21.5 sacks and 27 quarterback pressures...caused four fumbles and recovered another that he advanced 77 yards for a touchdown...deflected four passes, intercepted another in the end zone for a score and blocked one kick...his 21.5 sacks ranked fourth in school history at the time of his departure...his 77-yard fumble return for a touchdown vs. Navy in 2012 was the second-longest in school history at the time of his departure...recipient of the Notre Dame Moose Krause Lineman of the Year in 2013...in 2012, was named All-American first-team by ESPN.com, Athlon Sports, *Sports Illustrated* and CBS Sports, adding second-team accolades from the Walter Camp Foundation, the Associated Press and *The Sporting News*, along with honorable mention honors from *Pro Football Weekly*...majored in anthropology.

STEPHON TUITT

PERSONAL

Attended Monroe Area High School (Monroe, Ga.)...named Georgia Class 3A all-state first team by the *Atlanta Journal-Constitution* in 2010...was one of four Georgia players to be named to All-Southern team by the *Orlando Sentinel* as a defensive end...led Monroe High to an 11-2 record and a third-round appearance in the Georgia Class AAA state playoffs during his senior season, after the team

had finished a combined 0-20 the previous two seasons...received first-team all-Georgia Region 8-AAA accolades after he posted 56 tackles, 24.0 TFLs, 10.0 sacks, four forced fumbles and two fumble recoveries...closed out his career by playing in U.S. Army All-American Bowl in San Antonio and in the Team USA vs. The World All-Star Game in Austin, Texas...son of Tamara Tuitt...Full name: Stephon Jakiel Tuitt.

TUITT'S 2016 Game-by-Game Statistics

Date	Opponent	GP	GS	T	AT	TOT	Sacks	Yds	Int/Yds	PD	FF	FR
9/12	at Washington	1	1	0	1	1	0.0	0.0	0/0	0	0	0
9/18	CINCINNATI	1	1	3	1	4	0.0	0.0	0/0	0	0	0
9/25	at Philadelphia	1	1	5	0	5	0.0	0.0	0/0	0	0	0
10/2	KANSAS CITY	1	1	2	0	2	0.0	0.0	0/0	1	2	0
10/9	N.Y. JETS	1	1	2	1	3	0.0	0.0	0/0	0	0	0
10/16	at Miami	1	1	4	0	4	0.0	0.0	0/0	0	0	0
10/23	NEW ENGLAND	1	1	2	0	2	0.0	0.0	0/0	0	0	0
11/6	at Baltimore	1	1	2	1	3	0.0	0.0	0/0	0	0	0
11/13	DALLAS	1	1	2	1	3	1.0	12.0	0/0	0	0	0
11/20	at Cleveland	1	1	4	1	5	2.0	14.0	0/0	0	0	0
11/24	at Indianapolis	1	1	0	2	2	0.0	0.0	0/0	0	0	0
12/4	N.Y. GIANTS	1	1	0	1	1	0.0	0.0	0/0	1	0	0
12/11	at Buffalo	1	1	1	1	2	1.0	4.0	0/0	1	0	0
12/18	at Cincinnati	1	1	1	0	1	0.0	0.0	0/0	0	0	0
12/25	BALTIMORE						INACTIVE					
1/1	CLEVELAND						INACTIVE					
SEASON TOTALS		14	14	28	10	38	4.0	30.0	0/0	3	2	0

POSTSEASON

1/8	MIAMI	1	1	2	2	4	0.0	0.0	0/0	0	0	1
1/15	at Kansas City	1	1	1	0	1	0.0	0.0	0/0	0	0	0
1/22	at New England	1	1	1	0	1	0.0	0.0	0/0	0	0	0
POSTSEASON TOTALS		3	3	4	2	6	0.0	0.0	0/0	0	0	1

TUITT'S 2015 Game-by-Game Statistics

Date	Opponent	GP	GS	T	AT	TOT	Sacks	Yds	Int/Yds	PD	FF	FR
9/10	at New England	1	1	0	1	1	0.0	0.0	0/0	0	0	0
9/20	SAN FRANCISCO	1	1	2	2	4	1.5	7.0	0/0	0	0	0
9/27	at St. Louis	1	1	5	2	7	1.0	2.0	0/0	0	0	0
10/1	BALTIMORE	1	1	10	0	10	1.0	5.0	0/0	0	0	0
10/12	at San Diego	1	1	3	1	4	0.0	0.0	0/0	0	0	0
10/18	ARIZONA	1	1	1	0	1	0.0	0.0	0/0	0	0	0
10/25	at Kansas City						INACTIVE					
11/1	CINCINNATI						INACTIVE					
11/8	OAKLAND	1	1	2	1	3	0.0	0.0	0/0	0	0	0
11/15	CLEVELAND	1	1	2	0	2	1.0	8.0	0/0	0	0	0
11/29	at Seattle	1	1	2	2	4	0.0	0.0	0/0	0	0	0
12/6	INDIANAPOLIS	1	1	0	1	1	0.0	0.0	0/0	0	0	0
12/13	at Cincinnati	1	1	1	1	2	0.0	0.0	1/3	1	0	0
12/20	DENVER	1	1	5	0	5	0.0	0.0	0/0	0	0	0
12/27	at Baltimore	1	1	3	3	6	0.0	0.0	0/0	0	0	0
1/3	at Cleveland	1	1	3	1	4	2.0	16.0	0/0	0	0	0
SEASON TOTALS		14	14	39	15	54	6.5	38.0	1/3	1	0	0

POSTSEASON

1/9	at Cincinnati	1	1	2	1	3	0.0	0.0	0/0	0	0	0
1/17	at Denver	1	1	2	2	4	0.0	0.0	0/0	0	0	0
POSTSEASON TOTALS		2	2	4	3	7	0.0	0.0	0/0	0	0	0

STEPHON TUITT

TUITT'S 2014 Game-by-Game Statistics

Date	Opponent	GP	GS	T	AT	TOT	Sacks	Yds	Int/Yds	PD	FF	FR
9/7	CLEVELAND	1	0	0	1	1	0.0	0.0	0/0	0	0	0
9/11	at Baltimore	1	0	0	0	0	0.0	0.0	0/0	0	0	0
9/21	at Carolina	1	0	0	0	0	0.0	0.0	0/0	0	0	0
9/28	TAMPA BAY	1	0	0	0	0	0.0	0.0	0/0	0	0	0
10/5	at Jacksonville	1	0	0	0	0	0.0	0.0	0/0	0	0	0
10/12	at Cleveland	1	0	0	1	1	0.0	0.0	0/0	0	0	0
10/20	HOUSTON	1	0	0	0	0	0.0	0.0	0/0	0	0	0
10/26	INDIANAPOLIS	1	0	0	0	0	0.0	0.0	0/0	0	0	0
11/2	BALTIMORE	1	0	1	1	2	0.0	0.0	0/0	0	0	0
11/9	at N.Y. Jets	1	0	0	1	1	0.0	0.0	0/0	0	0	0
11/17	at Tennessee	1	0	0	0	0	0.0	0.0	0/0	0	0	0
11/30	NEW ORLEANS	1	0	1	0	1	0.0	0.0	0/0	0	0	0
12/7	at Cincinnati	1	1	1	1	2	0.0	0.0	0/0	0	0	0
12/14	at Atlanta	1	1	2	1	3	0.0	0.0	0/0	0	0	0
12/21	KANSAS CITY	1	1	3	0	3	1.0	4.0	0/0	0	1	0
12/28	CINCINNATI	1	1	3	0	3	0.0	0.0	0/0	0	0	0
SEASON TOTALS		16	4	11	6	17	1.0	4.0	0/0	0	1	0

POSTSEASON

1/3	BALTIMORE	1	1	2	0	2	0.0	0.0	0/0	0	0	1
POSTSEASON TOTALS		1	1	2	0	2	0.0	0.0	0/0	0	0	1

TUITT'S Career Totals

REGULAR SEASON

Year	Team	GP	GS	T	AT	TOT	Sacks	Yds	Int/Yds	PD	FF	FR
2014	Pittsburgh	16	4	11	6	17	1.0	4.0	0/0	0	1	0
2015	Pittsburgh	14	14	39	15	54	6.5	38.0	1/3	1	0	0
2016	Pittsburgh	14	14	28	10	38	4.0	30.0	0/0	3	2	0
NFL TOTALS		44	32	77	29	106	11.5	72.0	1/3	4	3	0

REGULAR-SEASON SINGLE-GAME HIGHS:

Total Tackles: 10, vs. Baltimore, 10/1/15; **Solo Tackles:** 10, vs. Baltimore, 10/1/15; **Sacks:** 2.0, twice, last at Cleveland, 11/20/16; **Sack Yards:** 16.0, at Cleveland, 1/3/16; **Passes Defensed:** 1, four times, last at Buffalo, 12/11/16; **Forced Fumbles:** 2, vs. Kansas City, 10/2/16; **Fumble Recoveries:** N/A.

POSTSEASON

Year	Team	GP	GS	T	AT	TOT	Sacks	Yds	Int/Yds	PD	FF	FR
2014	Pittsburgh	1	1	2	0	2	0.0	0.0	0/0	0	0	1
2015	Pittsburgh	2	2	4	3	7	0.0	0.0	0/0	0	0	0
2016	Pittsburgh	3	3	4	2	6	0.0	0.0	0/0	0	0	1
NFL TOTALS		6	6	10	5	15	0.0	0.0	0/0	0	0	2



78

ALEJANDRO VILLANUEVA *Offensive Tackle*

HEIGHT: 6-9
 WEIGHT: 320
 COLLEGE: Army
 BORN: Sept. 22, 1988
 BIRTHPLACE: Meridian, Miss.

HOW ACQUIRED: FA – '14
 NFL EXPERIENCE: 3rd year

PRO [32-26/5-5]: Signed a Reserve/Future contract with the Steelers on January 5, 2015... signed to the Steelers' practice squad on August 31, 2014...released by the Philadelphia Eagles on August 23, 2014...originally signed with the Eagles as an undrafted rookie free agent on May 5, 2014.

2016 [16-16/3-3]: Saw action in all 16 games during the regular season...was part of an offensive line that allowed just 17.0 sacks on QB Ben Roethlisberger, the fewest sacks he has ever taken in a single-season in his career...also a part of an offensive line that paved the way for RB Le'Veon Bell to lead the NFL in scrimmage yards per game (157.0), and to set the team's single-game record for most rushing yards in the regular season (236, Week 14 at Buffalo) and in the postseason (170, AFC Divisional Playoff at Kansas City)...started all three postseason contests.

9/12 at Washington: Was part of an offensive line that helped block for a 300-yard passer, 100-yard rusher and 100-yard receiver.

10/2 vs. Kansas City: Was part of an offensive line that helped block for Roethlisberger to throw for 300 yards with five touchdowns and for Bell to rush for 144 yards.

11/20 at Cleveland: Was part of an offensive line that helped block for Bell to rush for 146 yards...was also a part of an offensive line that gave up zero sacks.

11/24 at Indianapolis: Was part of an offensive line that didn't allow a sack for the second straight game.

12/11 at Buffalo: Was part of an offensive line that helped block for Bell to rush for a team record 236 yards...was also a part of an offensive line that allowed zero sacks.

12/25 vs. Baltimore: Was part of an offensive line that did not allow a sack.

AFC Divisional Playoff 1/15 at Kansas City: Was part of an offensive line that blocked for Bell to rush for a Steelers' postseason single-game record 170 yards.

2015 [16-10/2-2]: Played in all 16 games, making 10 starts at LT during the regular season...

made his NFL debut 9/10 at New England...started his first NFL contest 10/25 at Kansas City...was part of an offensive line that helped block for an offense that produced at least 450 net yards for four straight regular-season games, tying an NFL record...also started both postseason contests at LT.

2014 [0-0/0-0]: Spent the entire season on the Steelers' practice squad.

COLLEGE A versatile player who started 24-of-28 games he played at Army (2006-2009)...saw action at wide receiver, left tackle and on the defensive line...as a wide receiver, led the team in receptions (34), receiving yards (522) and receiving touchdowns (5) in 2009...as a left tackle, started all 12 games in 2008...majored in systems engineering.

PERSONAL Attended SHAPE American High School (Casteau, Belgium)...spent 2010-13 as an active member of the U.S. Army and served three tours in Afghanistan...was promoted to ranking of Captain in April of 2014...earned numerous honors for his service, including the Bronze Star Medal for Valor, the Ranger Tab, the Parachutist Badge, the Bronze Star Medal for overseas service, National Defense Service Medal, Afghanistan Campaign Medal with Campaign Star, Global War on Terrorism Service Ribbon, Army Service Ribbon, Overseas Service Ribbon, NATO Medal, Combat Infantryman's Badge and Expert Infantryman's Badge...son of Ignacio and Mati Villanueva...his father was a Lieutenant Commander in the Spanish Navy and also worked for NATO throughout Europe...is married to Maddy...Full name: Alejandro Villanueva.

VILLANUEVA'S Career Totals

Year	Team	GP	GS
2015	Pittsburgh	16	10
2016	Pittsburgh	16	16
NFL TOTALS		32	26

VILLANUEVA'S Career Postseason Totals

Year	Team	GP	GS
2015	Pittsburgh	2	2
2016	Pittsburgh	3	3
NFL TOTALS		5	5

**L.T. WALTON** *Defensive End*

HEIGHT: 6-5

BIRTHPLACE: Clinton Township, Mich.

WEIGHT: 305

HOW ACQUIRED: D6a - '15 (#199)

COLLEGE: Central Michigan

NFL EXPERIENCE: 3rd year

BORN: March 31, 1992

PRO **[16-4/3-2]**: Drafted by the Steelers in the sixth round (199th overall) of the 2015 NFL Draft.

2016 **[10-4/3-2]**: Saw action in 10 games with four starts during the regular season...made his postseason debut, as he played in three contests with two starts.

10/23 vs. New England: Recorded his first career pass breakup.

12/11 at Buffalo: Made his first career start...recorded the first two tackles of his career.

AFC Wild Card Game 1/8 vs. Miami: Recovered his first career fumble in the postseason.

2015 **[6-0/0-0]**: Played in six regular-season games...inactive 9/10 at New England, 9/20 vs. San Francisco, 11/8 vs. Oakland, 11/29 at Seattle,

12/6 vs. Indianapolis, 12/13 at Cincinnati, 12/20 vs. Denver, 12/27 at Baltimore and 1/3 at Cleveland...dressed but did not play 11/15 vs. Cleveland.

COLLEGE Appeared in 39 games at Central Michigan (2010-14), totaling 106 tackles, 18.5 TFLs, 6.0 sacks, three pass breakups, two forced fumbles and one fumble recovery...earned First Team All-MAC honors in 2014...majored in sport management.

PERSONAL Attended Clintondale High School (Clinton, Mich)...earned all-county first-team honors in 2009...credited with 21 tackles, one fumble recovery and two blocked kicks as a senior...also caught a pair of touchdown passes...in baseball, named to Macomb County's all-star first team as an infielder by the *Macomb Daily* as a sophomore in 2008...son of Sandra and Terry Walton...Full name: Leterrius "L.T." Deon Walton.

WALTON'S 2016 Game-by-Game Statistics

Date	Opponent	GP	GS	T	AT	TOT	Sacks	Yds	Int/Yds	PD	FF	FR
9/12	at Washington						INACTIVE					
9/18	CINCINNATI						INACTIVE					
9/25	at Philadelphia						INACTIVE					
10/2	KANSAS CITY	1	0	0	0	0	0.0	0.0	0/0	0	0	0
10/9	N.Y. JETS						DID NOT PLAY					
10/16	at Miami	1	0	0	0	0	0.0	0.0	0/0	0	0	0
10/23	NEW ENGLAND	1	0	0	0	0	0.0	0.0	0/0	1	0	0
11/6	at Baltimore						INACTIVE					
11/13	DALLAS						INACTIVE					
11/20	at Cleveland	1	0	0	0	0	0.0	0.0	0/0	0	0	0
11/24	at Indianapolis	1	0	0	0	0	0.0	0.0	0/0	0	0	0
12/4	N.Y. GIANTS	1	0	0	0	0	0.0	0.0	0/0	0	0	0
12/11	at Buffalo	1	1	1	1	2	0.0	0.0	0/0	0	0	0
12/18	at Cincinnati	1	1	0	0	0	0.0	0.0	0/0	0	0	0
12/25	BALTIMORE	1	1	2	1	3	0.0	0.0	0/0	0	0	0
1/1	CLEVELAND	1	1	3	0	3	0.0	0.0	0/0	0	0	0
SEASON TOTALS		10	4	6	2	8	0.0	0.0	0/0	1	0	0

POSTSEASON

1/8	MIAMI	1	1	1	1	2	0.0	0.0	0/0	0	0	1
1/15	at Kansas City	1	0	0	0	0	0.0	0.0	0/0	0	0	0
1/22	at New England	1	1	1	1	2	0.0	0.0	0/0	0	0	0
POSTSEASON TOTALS		3	2	2	2	4	0.0	0.0	0/0	0	0	1

WALTON'S 2015 Game-by-Game Statistics

Date	Opponent	GP	GS	T	AT	TOT	Sacks	Yds	Int/Yds	PD	FF	FR
9/10	at New England						INACTIVE					
9/20	SAN FRANCISCO						INACTIVE					
9/27	at St. Louis	1	0	0	0	0	0.0	0.0	0/0	0	0	0
10/1	BALTIMORE	1	0	0	0	0	0.0	0.0	0/0	0	0	0
10/12	at San Diego	1	0	0	0	0	0.0	0.0	0/0	0	0	0
10/18	ARIZONA	1	0	0	0	0	0.0	0.0	0/0	0	0	0
10/25	at Kansas City	1	0	0	0	0	0.0	0.0	0/0	0	0	0
11/1	CINCINNATI	1	0	0	0	0	0.0	0.0	0/0	0	0	0
11/8	OAKLAND						INACTIVE					
11/15	CLEVELAND						DID NOT PLAY					
11/29	at Seattle						INACTIVE					
12/6	INDIANAPOLIS						INACTIVE					
12/13	at Cincinnati						INACTIVE					
12/20	DENVER						INACTIVE					
12/27	at Baltimore						INACTIVE					
1/3	at Cleveland						INACTIVE					
SEASON TOTALS		6	0	0	0	0	0.0	0.0	0/0	0	0	0

POSTSEASON

1/9	at Cincinnati						INACTIVE					
1/17	at Denver						INACTIVE					
POSTSEASON TOTALS		0	0	0	0	0	0.0	0.0	0/0	0	0	0

WALTON'S Career Totals


REGULAR SEASON

Year	Team	GP	GS	T	AT	TOT	Sacks	Yds	Int/Yds	PD	FF	FR
2015	Pittsburgh	6	0	0	0	0	0.0	0.0	0/0	0	0	0
2016	Pittsburgh	10	4	6	2	8	0.0	0.0	0/0	1	0	0
NFL TOTALS		16	4	6	2	8	0.0	0.0	0/0	1	0	0

WALTON'S Career Totals (Continued)

POSTSEASON

Year	Team	GP	GS	T	AT	TOT	Sacks	Yds	Int/Yds	PD	FF	FR
2015	Pittsburgh	0	0	0	0	0	0.0	0.0	0/0	0	0	0
2016	Pittsburgh	3	2	2	2	4	0.0	0.0	0/0	0	0	1
NFL TOTALS		3	2	2	2	4	0.0	0.0	0/0	0	0	1



39

TERRELL WATSON *Running Back*

HEIGHT: 6-1

WEIGHT: 240

COLLEGE: Azusa Pacific

BORN: Aug. 22, 1993

BIRTHPLACE: Los Angeles, Calif.

HOW ACQUIRED: FA – '17

NFL EXPERIENCE: 1st year

PRO

[0-0/0-0]: Signed by the Steelers on May 18, 2017...released by the Philadelphia Eagles on May 4, 2017...promoted to the Eagles' active roster from the practice squad on December 30, 2016...signed to the Eagles' practice squad on December 20, 2016...released from the Denver Broncos' practice squad on December 13, 2016...signed to the Broncos' practice squad on November 2, 2016...released from the Cleveland Browns' practice squad on October 25, 2016...signed to the Browns' practice squad on September 5, 2016...released by the Browns on September 4, 2016...signed by the Browns on January 21, 2016...signed to the Cincinnati Bengals' practice squad on September 6, 2015...released by the Bengals on September 5, 2015...originally signed with the Bengals as an undrafted rookie free agent on May 8, 2015.

2016

[1-0] (PHI): Saw action in the season finale (1/1/17 vs. Dallas) for the Eagles after being promoted to the active roster from the team's practice squad...became the first player from Azusa Pacific to appear in an NFL regular-season game since Christian Okoye (1992)...registered his first NFL stats that included 28 rushing yards and one rushing touchdown...also spent time on the practice squads of the Browns and Broncos.

2015

[0-0/0-0] (CIN): Spent the entire season on the Bengals' practice squad.

COLLEGE


Played in 33 games at Azusa Pacific (2011-14)...secured the Great Northwest Athletic Conference (GNAC) career rushing record after just two seasons of competition in the league...earned GNAC Offensive Player of the Year honor two straight years (2013-14)...totaled 4,845 career yards with 61 rushing touchdowns, and added 44 receptions for 449 yards with one touchdown in his career...led Division-II with 2,153 yards and 29 rushing touchdowns as a senior in 2014, as he earned unanimous All-American honors, and was named MVP at the 2015 NFLPA Collegiate Bowl...as a junior, recorded 1,812 yards with 23 rushing touchdowns...majored in sociology.

PERSONAL

Attended Oxnard High School (Oxnard, Calif.)...totaled 2,905 rushing yards with 37 rushing touchdowns, and added 21 receptions for 206 yards with one touchdown in his high school career...also competed in track and field...raised by his grandparents Billy and Janice Watson...Full name: Terrell Anthony Watson.

WATSON'S Career Totals

Date	Team	GP	GS	RUSHING					RECEIVING				
				Att	Yds	Avg	Lg	TD	No	Yds	Avg	Lg	TD
2015	Cincinnati	0	0	0	0	0.0	0	0	0	0	0.0	0	0
2016	Philadelphia	1	0	9	28	3.1	8	1	1	5	5.0	5	0
NFL TOTALS		1	0	9	28	3.1	8	1	1	5	5.0	5	0

**TREY WILLIAMS** *Running Back*

HEIGHT: 5-7
 WEIGHT: 200
 COLLEGE: Texas A&M
 BORN: Dec. 11, 1992
 BIRTHPLACE: Spring, Texas

HOW ACQUIRED: FA – '17
 NFL EXPERIENCE: 2nd year

PRO [2-0/0-0]: Signed by the Steelers on February 14, 2017...released by the Indianapolis Colts on August 29, 2016...signed to the Colts' active roster on December 21, 2015...signed to the Miami Dolphins' practice squad on December 17, 2015...released from the New England Patriots' practice squad on December 12, 2015...released by the Patriots on December 10, 2015...acquired by the Patriots off waivers (from Dallas) on December 1, 2016...released by the Cowboys on November 30, 2015...signed to the Cowboys' active roster from the Washington Redskins' practice squad on November 4, 2015...signed to the Redskins' practice squad on October 13, 2015...released from the Redskins' practice squad on October 1, 2015...signed to the Redskins' practice squad on September 6, 2015...released by the Redskins on September 5, 2015...originally signed with the Redskins as an undrafted rookie free agent on May 7, 2015.

2016 [0-0/0-0]: Not on an NFL roster.

2015 [2-0/0-0] (IND): Spent time on the practice squads of Washington, New England, and Miami and also saw time on the active rosters of Dallas, New England and the Colts...played in the final two regular-season games for the Colts.

COLLEGE Played three seasons at Texas A&M and appeared in 36 games (2012-14)...totaled 1,343 rushing yards on 204 carries with 18 rushing touchdowns...added had 38 receptions for 330 yards with one receiving touchdown...named to the Freshman All-SEC Team in 2012...majored in agricultural leadership and development.

PERSONAL Attended Dekaney High School (Houston, Texas)...amassed 935 carries for 8,110 yards with 86 touchdowns in his high school career...earned All-America honors from Parade, *Sports Illustrated*, SuperPrep and was also named a U.S. Army All-American...earned first-team all-state honors and was named the Texas Class 5A Offensive Player of the Year his senior year...received second-team all-state honors as a junior...son of Donna and Phillip Williams.

WILLIAMS' Career Totals

Year	Team	GP	GS	RUSHING				RECEIVING					
				Att	Yds	Avg	Lg	TD	No	Yds	Avg	Lg	TD
2015	Indianapolis	2	0	2	12	6.0	12	0	0	0	0.0	0	0
NFL TOTALS		2	0	2	12	6.0	12	0	0	0	0.0	0	0

**VINCE WILLIAMS** *Linebacker*

HEIGHT: 6-1

WEIGHT: 233

COLLEGE: Florida State

BORN: Dec. 27, 1989

BIRTHPLACE: Davenport, Fla.

HOW ACQUIRED: D6b – '13 (#206)

NFL EXPERIENCE: 5th year

PRO

[63-17/6-0]: Re-signed a three-year extension with the Steelers on August 23, 2016...originally drafted by the Steelers with their second of two selections in the sixth round (206th overall) of the 2013 NFL Draft.

2016

[16-4/3-0]: Saw action in all 16 regular-season games with four starts...recorded seven special teams tackles during the regular season [one, 9/12 at Washington, 10/2 vs. Kansas City, 11/6 at Baltimore, 11/13 vs. Dallas, 12/4 vs. N.Y. Giants, 12/18 vs. Cincinnati and 12/25 vs. Baltimore]...played in all three postseason contests, as he led the team with four special teams tackles (two, AFC Wild Card Game 1/8 vs. Miami and the AFC Divisional Playoff 1/15 at Kansas City).

10/2 vs. Kansas City: Totaled a career-high 15 tackles...added his first sack of the season.

10/9 vs. N.Y. Jets: Led the team in tackles (9)...added his second sack of the season...marked the first time he led the team in tackles in back-to-back games and the first time he recorded a sack in back-to-back games.

2015

[16-0/2-0]: Played in all 16 regular-season contests...recorded 11 special teams tackles in the regular season, which led the team (two, 11/1 vs. Cincinnati and 12/13 at Cincinnati, and one, 9/10 at New England, 9/20 vs. San Francisco, 10/18 vs. Arizona, 11/8 vs. Oakland, 11/15 vs. Cleveland, 11/29 at Seattle and 1/3 at Cleveland)...appeared in both postseason games, as he recorded two special teams tackles (two, AFC Wild Card Game 1/9 at Cincinnati).

10/18 vs. Arizona: Tallied the first pass breakup of his career.

11/8 vs. Oakland: Recovered his first career fumble on special teams on the final kickoff.

12/6 vs. Indianapolis: Recovered a fumble on defense that was forced by LB James Harrison.

12/13 at Cincinnati: Recorded his first career half-sack that he split with DT Daniel McCullers.

2014

[16-2/1-0]: Saw action in all 16 games with three starts during the regular season...tied for the team lead with 15 special teams tackles during the regular season (four, 11/17 at Tennessee and 12/21 vs. Kansas City, three, 10/5 at Jacksonville, and one, 10/26 vs. Indianapolis, 11/2 vs. Baltimore, 11/9 at N.Y. Jets and 12/28 vs. Cincinnati).

12/21 vs. Kansas City: Recorded his first career fumble recovery that was forced by rookie DE Stephon Tuitt.

2013

[15-11]: Played in 15 games, making a career-high 11 starts...inactive 9/8 vs. Tennessee.

9/16 at Cincinnati: Made his NFL debut.

9/29 at Minnesota (London): Made his first career start...led the team with a career-high 10 tackles.

11/3 at New England: Made at least five tackles for the seventh straight game...left the game in the fourth quarter with a concussion and did not return.

COLLEGE

Played in 50 games at Florida State (2008-12), starting 26...recorded 140 tackles, 13.5 TFLs, 3.0 sacks, one fumble recovery, seven passes defended and one interception...in 2012, earned All-ACC Honorable Mention, Phil Steele Post-season All-ACC second-team honors and was an Under Armour Senior Bowl selection all as a senior...double majored in creative writing and sociology.

VINCE WILLIAMS

PERSONAL

Attended Ridge Community High School (Davenport, Fla.)...named Polk County Defensive Player of the Year as a junior and earned all-county honors as a sophomore...amassed almost 300 tackles with 48.0 TFLs and 25.0 sacks over

three varsity seasons...earned 3A second-team All-State honors as a senior...co-MVP of the Scout.com combine in Jacksonville...son of Mark and Vel Williams...Full name: Vincenzo Jerard Williams.

WILLIAMS' 2016 Game-by-Game Statistics

Date	Opponent	GP	GS	T	AT	TOT	Sacks	Yds	Int/Yds	PD	FF	FR
9/12	at Washington	1	0	0	0	0	0.0	0.0	0/0	0	0	0
9/18	CINCINNATI	1	0	0	0	0	0.0	0.0	0/0	0	0	0
9/25	at Philadelphia	1	0	4	0	4	0.0	0.0	0/0	0	0	0
10/2	KANSAS CITY	1	1	13	2	15	1.0	1.0	0/0	0	0	0
10/9	N.Y. JETS	1	1	8	1	9	1.0	2.5	0/0	0	0	0
10/16	at Miami	1	1	4	2	6	0.0	0.0	0/0	0	0	0
10/23	NEW ENGLAND	1	1	3	1	4	0.0	0.0	0/0	0	0	0
11/6	at Baltimore	1	0	0	1	1	0.0	0.0	0/0	0	0	0
11/13	DALLAS	1	0	0	1	1	0.0	0.0	0/0	0	0	0
11/20	at Cleveland	1	0	0	0	0	0.0	0.0	0/0	0	0	0
11/24	at Indianapolis	1	0	0	0	0	0.0	0.0	0/0	0	0	0
12/4	N.Y. GIANTS	1	0	0	0	0	0.0	0.0	0/0	0	0	0
12/11	at Buffalo	1	0	0	0	0	0.0	0.0	0/0	0	0	0
12/18	at Cincinnati	1	0	0	0	0	0.0	0.0	0/0	0	0	0
12/25	BALTIMORE	1	0	0	0	0	0.0	0.0	0/0	0	0	0
1/1	CLEVELAND	1	0	0	0	0	0.0	0.0	0/0	0	0	0
SEASON TOTALS		16	4	32	8	40	2.0	3.0	0/0	0	0	0

POSTSEASON

1/8	MIAMI	1	0	0	0	0	0.0	0.0	0/0	0	0	0
1/15	at Kansas City	1	0	0	0	0	0.0	0.0	0/0	0	0	0
1/22	at New England	1	0	0	0	0	0.0	0.0	0/0	0	0	0
POSTSEASON TOTALS		3	0	0	0	0	0.0	0.0	0/0	0	0	0

WILLIAMS' 2015 Game-by-Game Statistics

Date	Opponent	GP	GS	T	AT	TOT	Sacks	Yds	Int/Yds	PD	FF	FR
9/10	at New England	1	0	0	0	0	0.0	0.0	0/0	0	0	0
9/20	SAN FRANCISCO	1	0	0	0	0	0.0	0.0	0/0	0	0	0
9/27	at St. Louis	1	0	0	2	2	0.0	0.0	0/0	0	0	0
10/1	BALTIMORE	1	0	2	2	4	0.0	0.0	0/0	0	0	0
10/12	at San Diego	1	0	4	2	6	0.0	0.0	0/0	0	0	0
10/18	ARIZONA	1	0	4	0	4	0.0	0.0	0/0	1	0	0
10/25	at Kansas City	1	0	1	0	1	0.0	0.0	0/0	0	0	0
11/1	CINCINNATI	1	0	0	0	0	0.0	0.0	0/0	0	0	0
11/8	OAKLAND	1	0	0	0	0	0.0	0.0	0/0	0	0	0
11/15	CLEVELAND	1	0	0	0	0	0.0	0.0	0/0	0	0	0
11/29	at Seattle	1	0	5	1	6	0.0	0.0	0/0	0	0	0
12/6	INDIANAPOLIS	1	0	5	2	7	0.0	0.0	0/0	0	0	1
12/13	at Cincinnati	1	0	2	1	3	0.5	3.0	0/0	0	0	0
12/20	DENVER	1	0	0	0	0	0.0	0.0	0/0	0	0	0
12/27	at Baltimore	1	0	0	0	0	0.0	0.0	0/0	0	0	0
1/3	at Cleveland	1	0	2	0	2	0.0	0.0	0/0	0	0	0
SEASON TOTALS		16	0	25	10	35	0.5	3.0	0/0	1	0	1

POSTSEASON

1/9	at Cincinnati	1	0	1	0	1	0.0	0.0	0/0	0	0	0
1/17	at Denver	1	0	0	0	0	0.0	0.0	0/0	0	0	0
POSTSEASON TOTALS		2	0	1	0	1	0.0	0.0	0/0	0	0	0

VINCE WILLIAMS

WILLIAMS' 2014 Game-by-Game Statistics

Date	Opponent	GP	GS	T	AT	TOT	Sacks	Yds	Int/Yds	PD	FF	FR
9/7	CLEVELAND	1	0	0	0	0	0.0	0.0	0/0	0	0	0
9/11	at Baltimore	1	0	0	1	1	0.0	0.0	0/0	0	0	0
9/21	at Carolina	1	0	0	0	0	0.0	0.0	0/0	0	0	0
9/28	TAMPA BAY	1	0	0	0	0	0.0	0.0	0/0	0	0	0
10/5	at Jacksonville	1	0	0	0	0	0.0	0.0	0/0	0	0	0
10/12	at Cleveland	1	0	0	0	0	0.0	0.0	0/0	0	0	0
10/20	HOUSTON	1	0	1	0	1	0.0	0.0	0/0	0	0	0
10/26	INDIANAPOLIS	1	0	5	1	6	0.0	0.0	0/0	0	0	0
11/2	BALTIMORE	1	0	0	0	0	0.0	0.0	0/0	0	0	0
11/9	at N.Y. Jets	1	1	1	2	3	0.0	0.0	0/0	0	0	0
11/17	at Tennessee	1	1	1	2	3	0.0	0.0	0/0	0	0	0
11/30	NEW ORLEANS	1	1	1	1	2	0.0	0.0	0/0	0	0	0

WILLIAMS' 2014 Game-by-Game Statistics (Continued)

Date	Opponent	GP	GS	T	AT	TOT	Sacks	Yds	Int/Yds	PD	FF	FR
12/7	at Cincinnati	1	0	3	0	3	0.0	0.0	0/0	0	0	0
12/14	at Atlanta	1	0	5	2	7	0.0	0.0	0/0	0	0	0
12/21	KANSAS CITY	1	0	0	3	3	0.0	0.0	0/0	0	0	1
12/28	CINCINNATI	1	0	1	0	1	0.0	0.0	0/0	0	0	0
SEASON TOTALS		16	3	18	11	29	0.0	0.0	0/0	0	0	1

POSTSEASON

1/3	BALTIMORE	1	0	1	1	2	0.0	0.0	0/0	0	0	0
POSTSEASON TOTALS		1	0	1	1	2	0.0	0.0	0/0	0	0	0

WILLIAMS' 2013 Game-by-Game Statistics

Date	Opponent	GP	GS	T	AT	TOT	Sacks	Yds	Int/Yds	PD	FF	FR
9/8	TENNESSEE						INACTIVE					
9/16	at Cincinnati	1	0	5	0	5	0.0	0.0	0/0	0	0	0
9/22	CHICAGO	1	0	3	4	7	0.0	0.0	0/0	0	0	0
9/29	vs. Minnesota	1	1	6	4	10	0.0	0.0	0/0	0	0	0
10/13	at N.Y. Jets	1	0	3	2	5	0.0	0.0	0/0	0	0	0
10/20	BALTIMORE	1	1	3	2	5	0.0	0.0	0/0	0	0	0
10/27	at Oakland	1	1	3	2	5	0.0	0.0	0/0	0	0	0
11/3	at New England	1	1	4	1	5	0.0	0.0	0/0	0	0	0
11/10	BUFFALO	1	1	1	1	2	0.0	0.0	0/0	0	0	0
11/17	DETROIT	1	1	1	4	5	0.0	0.0	0/0	0	0	0
11/24	at Cleveland	1	1	4	1	5	0.0	0.0	0/0	0	0	0
11/28	at Baltimore	1	1	1	0	1	0.0	0.0	0/0	0	0	0
12/8	MIAMI	1	1	0	3	3	0.0	0.0	0/0	0	0	0
12/15	CINCINNATI	1	1	4	0	4	0.0	0.0	0/0	0	0	0
12/22	at Green Bay	1	0	2	0	2	0.0	0.0	0/0	0	0	0
12/29	Cleveland	1	1	2	0	2	0.0	0.0	0/0	0	0	0
SEASON TOTALS		15	11	42	24	66	0.0	0.0	0/0	0	0	0

WILLIAMS' Career Totals

REGULAR SEASON

Year	Team	GP	GS	T	AT	TOT	Sacks	Yds	Int/Yds	PD	FF	FR
2013	Pittsburgh	15	11	42	24	66	0.0	0.0	0/0	0	0	0
2014	Pittsburgh	16	2	18	11	29	0.0	0.0	0/0	0	0	1
2015	Pittsburgh	16	0	25	10	35	0.5	3.0	0/0	1	0	1
2016	Pittsburgh	16	4	32	8	40	2.0	3.0	0/0	0	0	0
NFL TOTALS		63	17	119	51	170	3.5	6.0	0/0	1	0	2

Career Regular-Season Special Teams Tackles (33): 15 in '14, 11 in '15 and 7 in '16.

Additional Statistics: Recovered his first career fumble on special teams 11/8/15 vs. Oakland.

REGULAR-SEASON SINGLE-GAME HIGHS:

Total Tackles: 15, vs. Kansas City, 10/2/16; **Solo Tackles:** 13, vs. Kansas City, 10/2/16; **Sacks:** 1.0, twice, last vs. N.Y. Jets, 10/9/16; **Sack Yards:** 3.0, at Cincinnati, 12/13/15; **Passes Defensed:** 1, vs. Arizona, 10/18/15; **Forced Fumbles:** N/A; **Fumble Recoveries:** 1, twice, last vs. Indianapolis, 12/6/15.

POSTSEASON

Year	Team	GP	GS	T	AT	TOT	Sacks	Yds	Int/Yds	PD	FF	FR
2014	Pittsburgh	1	0	1	1	2	0.0	0.0	0/0	0	0	0
2015	Pittsburgh	2	0	1	0	1	0.0	0.0	0/0	0	0	0
2016	Pittsburgh	3	0	0	0	0	0.0	0.0	0/0	0	0	0
NFL TOTALS		6	0	2	1	3	0.0	0.0	0/0	0	0	0

Career Postseason Special Teams Tackles (6): 2 in '15 and 4 in '16.



90

T.J. WATT *Linebacker*

HEIGHT: 6-4
 WEIGHT: 252
 COLLEGE: Wisconsin
 BORN: Oct. 11, 1994
 BIRTHPLACE: Pewaukee, Wisc.

HOW ACQUIRED: D1 – '17 (#30)
 NFL EXPERIENCE: Rookie

2017 DRAFT PICK

PRO

[0-0/0-0]: Drafted by the Steelers in the first round (30th overall) of the 2017 NFL Draft.

COLLEGE

Played in 27 games with 14 starts over a two-year span (2015-16) for Wisconsin...totaled 70 tackles, 17.0 TFLs and 11.5 sacks in his career...named Academic All-Big Ten for two straight years (2015-16)...as a redshirt junior in 2016, he was named first-team All-American by ESPN.com and Sports Illustrated and a second-team All-American by the AP, CBS Sports and Fox Sports, and he was named first-team All-Big Ten...recorded 11.5 sacks in 2016, the fifth-most in a single season in school history...moved to defense during the spring of 2015, and was part of a defense that ranked No. 1 in the nation in scoring defense, holding opponents to 13.7 points per

game...missed the entire 2014 season due to injury...redshirted in 2013...was recruited by Wisconsin as a tight end...majored in retailing and consumer behavior.

PERSONAL

Attended the Pewaukee High School (Pewaukee, Wisc.)...was a first-team all-conference quarterback, linebacker and punter...named honorable mention all-area at linebacker by the *Milwaukee Journal-Sentinel*...threw for 527 yards with seven touchdowns, adding 554 rushing yards and nine rushing touchdowns as a senior, to go along with 42 tackles and 5.0 sacks on defense...also lettered in track and field...son of Connie and John Watt...his two brothers, J.J. and Derek, both play in the NFL...J.J. is with the Houston Texans...Derek is with the L.A. Chargers...Full name: Trent Jordan Watt.

**JUJU SMITH-SCHUSTER** *Wide Receiver*

HEIGHT: 6-1
 WEIGHT: 215
 COLLEGE: USC
 BORN: Nov. 22, 1996
 BIRTHPLACE: Long Beach, Calif.

HOW ACQUIRED: D2 - '17 (#62)
 NFL EXPERIENCE: Rookie

2017 DRAFT PICK

PRO [0-0/0-0]: Drafted by the Steelers in the second round (62nd overall) of the 2017 NFL Draft.

COLLEGE Saw action in 40 games with 39 starts at USC (2014-16)...totaled 213 receptions for 3,092 yards with 25 touchdown receptions...his 213 receptions were the fourth-most in school history at the time...totaled 12 100-yard receiving games...named first-team All-Pac 12 in 2015, and earned second-team All-Pac-12 honors in 2014 and 2016...totaled 10 touchdown receptions in back-to-back seasons (2015-16)...as a sophomore in 2015, earned second-team All-America honors by the AP, SI.com and *Sporting News*, as he led the Pac-12 in receiving yards (1,454), which were the third-most in a single-season in school history at the time...majored in psychology.

PERSONAL Attended Long Beach Polytechnic High School (Long Beach, Calif.)...played wide receiver and safety...as a senior, named to the Prep Star All-American Dream Team, and named Cal-Hi Sports All-State first team, All-CIF Pac-5 Division, *Los Angeles Times* All-Area, *Orange County Register* Fab 15 first team, *Long Beach Press-Telegram* Dream Team and All-Moore League Player of the Year...as a junior, named Cal-Hi Sports California Junior of the Year, and named Cal-Hi Sports All-State first team, Cal-Hi Sports All-State Junior first team, Max Preps All-State Division I first team, All-CIF Pac-5 Division Co-Offensive Player of the Year, *Los Angeles Times* All-Area and *Long Beach Press Telegram* All-Area Player of the Year...Full name: John "JuJu" Smith-Schuster.



20

CAMERON SUTTON *Cornerback*

HEIGHT: 5-11
 WEIGHT: 188
 COLLEGE: Tennessee
 BORN: Feb. 27, 1995
 BIRTHPLACE: Jonesboro, Ga.

HOW ACQUIRED: D3a - '17 (#94)
 NFL EXPERIENCE: Rookie


2017 DRAFT PICK

PRO [0-0/0-0]: Drafted by the Steelers with the first of two third-round selections (94th overall) of the 2017 NFL Draft.

COLLEGE Started all 45 games played at Tennessee (2013-16)...totaled 127 tackles, 13.0 TFLs, seven interceptions, 30 pass breakups, three forced fumbles and three fumble recoveries...his 30 pass breakups are a school record...added 657 punt return yards with three punts returned for a touchdown...as a junior, led the nation in punt return average (18.7), and returned two punts for touchdowns, as he earned *Sporting News* first-team All-America honors...as a sophomore, named All-SEC

third-team honors by Phil Steele...earned Freshman All-SEC honors and was named Freshman All-American by Athlon Sports...graduated in 2016 with a degree in communication studies.

PERSONAL Attended Jonesboro High School (Jonesboro, Ga.)...played cornerback, wide receiver and served as the return specialist...as a senior, totaled 1,396 all-purpose yards with 19 total touchdowns, as he was named All-State by the *Atlanta Journal-Constitution* in Class AAAA...added first-team all-county and all-area honors as a sophomore, junior and senior...also played baseball and basketball for three years...son of Dalton and Nedra Sutton...Full name: Cameron Amir Sutton.

**JAMES CONNER** *Running Back*

HEIGHT: 6-1
 WEIGHT: 233
 COLLEGE: Pittsburgh
 BORN: May 5, 1995
 BIRTHPLACE: Erie, Pa.

HOW ACQUIRED: D3b - '17 (#105)
 NFL EXPERIENCE: Rookie

2017 DRAFT PICK

PRO [0-0/0-0]: Drafted by the Steelers with the second of two third-round selections (105th overall) of the 2017 NFL Draft.

COLLEGE Played in 39 games at Pittsburgh (2013-16)...finished second on Pitt's all-time rushing yards chart (3,733), total touchdowns (56) and rushing touchdowns (52), trailing only Tony Dorsett in all three...set ACC records for career rushing touchdowns and total touchdowns...returned to action in 2016 after enduring a season-ending knee injury in 2015, and he later was diagnosed with Hodgkin's Lymphoma...in 2016, named first-team All-ACC earned the Disney Sports Spirit Award, the FWAAC Courage Award, the Brian Piccolo Award and the Maxwell Club Thomas Brookshier Spirit Award...in 2014, named first-team All-ACC and earned ACC Player of the Year honors...in

2014, named first-team All-American by the American Football Coaches Association, becoming the first Pitt running back to garner first-team accolades in 27 years, dating back to Craig "Ironhead" Heyward in 1987...also in 2014, set the school single-season record for rushing touchdowns (26), total touchdowns (26) and points (156)...his 26 rushing touchdowns also set an ACC record...majored in administration of justice.

PERSONAL Attended Erie McDowell High School (Erie, Pa.)...played running back and defense...led school to quarterfinals of the PIAA Class AAAA playoffs as a senior, after rushing for 1,680 yards with 21 touchdowns...as a senior, set a school single-season record with 164 points, including 26 touchdowns...also set school records for sacks in a season (12.0 as a senior) and career (17.0)...son of Kelly Paterson and Glen Conner...Full name: James Earl Conner.

**JOSHUA DOBBS** *Quarterback*

HEIGHT: 6-3
 WEIGHT: 216
 COLLEGE: Tennessee
 BORN: Jan. 26, 1995
 BIRTHPLACE: Alpharetta, Ga.

HOW ACQUIRED: D4 – '17 (#135)
 NFL EXPERIENCE: Rookie

2017 DRAFT PICK

PRO [0-0/0-0]: Drafted by the Steelers in the fourth round (135th overall) of the 2017 NFL Draft.

COLLEGE Started 35-of-37 games played at Tennessee (2013-16)...finished his career with a 23-12 record, 3-0 in Bowl games, as a starting quarterback, tying for the fifth-most wins by a starting signal caller in program history...set school records for career rushing yards by a quarterback (2,160), career rushing touchdowns by a quarterback (32), single-season rushing yards by a quarterback (831 in 2016) and single-season rushing touchdowns by a quarterback (12 in 2016)...ranked fifth in Tennessee history in career passing yards (7,138) and his 9,360 yards of total offense (7,138 passing, 2,160 rushing and 62 receiving) ranked third in school annals...one of three quarterbacks in SEC history to record 15 passing touchdowns and 10 rushing scores in multiple seasons...one of four conference quarterbacks to have over 50 career passing touchdowns and 25 career rushing

scores...named second-team All-SEC and earned SEC Offensive Player of the Year honors by Athlon Sports in 2016...named TaxSlayer Bowl MVP in 2015...named to the SEC Academic Honor Roll in back-to-back seasons (2014-15)...graduated with a degree in aerospace engineering...spent summer of 2015 at an internship at Pratt & Whitney, where he worked at the world leader in design, manufacture and service of aircraft engines for the United States government.

PERSONAL Attended Alpharetta High School (Alpharetta, Ga.)...earned first team All-State, first team All-County, first team All-Region, second team All-Area, first team All-Conference, Alpharetta High School Offensive MVP, and AHS Scholar Athlete honors in his senior and junior seasons...named the Georgia Rising Senior Bowl MVP with a 237-passing yard performance, and rushing for 56 yards with three total touchdowns in the game...also participated in baseball, earning first team All-Region honors...sof Stephanie and Robert Dobbs...Full name: Robert Joshua Dobbs.



99

KEION ADAMS *Linebacker*

HEIGHT: 6-2
 WEIGHT: 245
 COLLEGE: Western Michigan
 BORN: June 8, 1995
 BIRTHPLACE: Salisbury, N.C.

HOW ACQUIRED: D7 - '17 (#248)
 NFL EXPERIENCE: Rookie

2017 DRAFT PICK

PRO


[0-0/0-0]: Drafted by the Steelers in the seventh round (248th overall) of the 2017 NFL Draft.

COLLEGE

Appeared in 50 games with 28 starts at Western Michigan (2013-16)... totaled 124 tackles, 32.0 TFLs, 14.5 sacks, five forced fumbles and two fumble recoveries...named second-team All-MAC as a senior in 2016, as he led the MAC with 17.0 TFLs...majored in criminal justice.

PERSONAL

Attended Salisbury High School (Salisbury, N.C.)...member of the 2010 North Carolina State Championship team... earned Central Carolina Conference and regional championships along the way...tabbed All-CCC as well as All-Rowan County...was a three-sport athlete earning letters in football, baseball and track...son of Desmond Adams and Tanika Bunon...Full name: Anfernee Keion Adams.



29

BRIAN ALLEN *Cornerback*

HEIGHT: 6-3

WEIGHT: 215

COLLEGE: Utah

BORN: Oct. 21, 1993

BIRTHPLACE: La Marque, Texas

HOW ACQUIRED: D5 - '17 (#173)

NFL EXPERIENCE: Rookie

2017 DRAFT PICK

PRO

[0-0/0-0]: Drafted by the Steelers in the fifth round (173rd overall) of the 2017 NFL Draft.

COLLEGE

Played in 42 games with 12 starts at Utah (2012-16)...totaled 62 tackles, 14 pass breakups and five interceptions...his four interceptions in 2016 tied for fifth in the Pac-12...earned honorable mention All-Pac-12 academic honors in 2014....saw action on special teams early in his career (2013-14)...graduated with two degrees, one in human development and family studies and one in economics.

PERSONAL

Attended La Marque High School (La Marque, Texas)...was a three-time first-team all-district 24-4A...also named first-team all-county in 2011...was a captain in both football and basketball...lettered three years in both sports...won school's Gene Sutton Fighting Spirit award...honor roll student...son of Ronald Allen and Niki Jolly...is married to Paula...the couple has one daughter A'mya...Full name: Brian Keith Allen.



49

COLIN HOLBA *Long Snapper*

HEIGHT: 6-4
 WEIGHT: 248
 COLLEGE: Louisville
 BORN: July 8, 1994
 BIRTHPLACE: Louisville, Ky.


HOW ACQUIRED: D6 - '17 (#213)
 NFL EXPERIENCE: Rookie

2017 DRAFT PICK

PRO [0-0/0-0]: Drafted by the Steelers in the sixth round (213th overall) of the 2017 NFL Draft.

COLLEGE Walked-on at Louisville in 2013, and saw action in 27 games over the course of the 2014-16 seasons...served as the team's primary long-snapper for the 2015-16 seasons.

PERSONAL Attended Eastern High School (Louisville, Kent.)...played two years of football and three years of baseball...served as the long-snapper during sophomore and junior seasons, when he was perfect on every snap...did not play football as a senior...was the most accurate long snapper in the region as a junior...had best ERA on the squad as a pitcher on the Eagles' baseball team...graduated as valedictorian from the largest high school in Kentucky...made honor roll all four years of high school...son of Paul and DeAnn Holba...Full name: Colin Paul Holba.



64

CHRISTIAN BROWN *Defensive End*

HEIGHT: 6-3
 WEIGHT: 295
 COLLEGE: West Virginia
 BORN: Aug. 31, 1993
 BIRTHPLACE: Fort Myers, Fla.

HOW ACQUIRED: UDFA – '17
 NFL EXPERIENCE: Rookie

2017 ROOKIE FREE AGENT

PRO

[0-0/0-0]: Signed with the Steelers as an undrafted rookie free agent on April 29, 2017.


COLLEGE

Saw action in 53 career contests with 27 starts at West Virginia (2012-16)... totaled 102 tackles, 11.0 TFLs, 4.0 sacks, two fumble recoveries and one forced fumble...as a redshirt senior in 2016, totaled a single-season career-high 34 tackles, and tied his single-season career highs in sacks (2.0

and TFLs (4.5)...set single-season career highs in sacks (2.0) and TFLs (4.5) as a redshirt junior in 2015...redshirted in 2013 after sustaining a season-ending foot injury...majored in multidisciplinary studies.

PERSONAL

Attended Bridgeton High School (Bridgeton, N.J.)...totaled 99 tackles and 6.0 sacks in his high school career...son of Ronnie Brown and Ansanette Holland.

**ETHAN COOPER** *Guard*

HEIGHT: 6-2
 WEIGHT: 322
 COLLEGE: Indiana University (Pa.)
 BORN: June 11, 1995
 BIRTHPLACE: Steelton, Pa.

HOW ACQUIRED: UDFA – '17
 NFL EXPERIENCE: Rookie

2017 ROOKIE FREE AGENT

PRO

[0-0/0-0]: Signed with the Steelers as an undrafted rookie free agent on April 29, 2017.

COLLEGE

Saw action in 41 contests, making 38 starts at Indiana University (Pa.) from 2013-16...as a senior in 2016, earned first-team D2Football.com All-American honors, first-team CCA All-Super Region One honors and first-team All-PSAC

West honors...named first-team All-PSAC West, and first-team All-Super Region One and third-team All-American by Don Hanson in 2015...earned second-team All-PSAC West honors in 2014.

PERSONAL

Attended Central Dauphin East High School (Harrisburg, Pa.)...named second-team All-*Patriot News* Big 15 as a senior in 2012...son of Mikalyn Robbins and Rory Cooper, Sr.



46

MATT GALAMBOS *Linebacker*

HEIGHT: 6-1
 WEIGHT: 239
 COLLEGE: Pittsburgh
 BORN: March 21, 1995
 BIRTHPLACE: Collingdale, Pa.

HOW ACQUIRED: UDFA – '17
 NFL EXPERIENCE: Rookie

2017 ROOKIE FREE AGENT

PRO

[0-0/0-0]: Signed with the Steelers as an undrafted rookie free agent on May 16, 2017, after trying out for the team during its Rookie Mini-Camp.

COLLEGE

Saw action in 52 games with 38 starts for Pittsburgh (2013-16)...totaled 283 tackles, 20.0 TFLs, 5.5 sacks, four fumble recoveries and three interceptions in his career...named to the All-ACC Academic Football team as a senior in 2016...also as a senior, led the team in tackles (85) and fumble recoveries (3)...totaled a single-season career-high 10.0 TFLs as a junior in 2015...majored in media and professional communications.

PERSONAL

Attended The Haverford High School (Havertown, Pa.)...as a senior, selected All-State Class AAA by the Pennsylvania Sports Writers, was named Pennsylvania Football News All-Class AAA, was named *Philadelphia Daily News* All-City, was a two-way first-team All-Inter-Academic League selection, named first team All-Delaware County and named first team All-Mainline, playing running back and linebacker...also competed in track and field as a discus and shot-put thrower...grandson of Virginia Lux...Full name: Matthew Thomas Galambos.

**BART HOUSTON** *Quarterback*

HEIGHT: 6-4
 WEIGHT: 235
 COLLEGE: Wisconsin
 BORN: Dec. 16, 1992
 BIRTHPLACE: Dublin, Calif.

HOW ACQUIRED: UDFA – '17
 NFL EXPERIENCE: Rookie

2017 ROOKIE FREE AGENT

PRO [0-0/0-0]: Signed with the Steelers as an undrafted rookie free agent on May 17, 2017.

COLLEGE Saw action in 26 games with five starts (2013-16) at Wisconsin...completed 125-of-192 attempts for 1,540 yards with nine passing touchdowns in his career...was part of the winningest class in senior history, as the team posted a record of 41-13 during his tenure...was a four-time Academic All-Big Ten honoree, and in 2015 earned Big Ten Distinguished scholar honors...was a four-year letter winner...as a senior, went 4-1 as the starting quarterback, as he completed 68.1% of his passes...tied the Cotton Bowl Classic record for completion percentage (91.7%), as he completed 11-of-12 passes...graduated with a bachelor's degree in kinesiology in December of 2015.

PERSONAL Attended De La Salle High School (Concord, Calif.)...was a three-time state champion...holds high school records for career passing yards (5,178) and completions (272)...threw for 46 touchdowns in his career...set a school record most passing yards in a single season with 1,999 during his senior season...as a senior, added 19 rushing touchdowns...honored as the Fox GoldenStatePreps California Junior Player of the Year as a junior...named to the ESPN CalPreps All-State Junior and Sophomore teams...son of Guy and Inge Houston...father, Guy, played football and baseball at St. Mary's College (Calif.) from 1978-82...grandfather, Fred Houston, played football at Fresno State (1951-54).

**FRANCIS KALLON** *Defensive End*

HEIGHT: 6-5
 WEIGHT: 295
 COLLEGE: Georgia Tech
 BORN: Feb. 2, 1994
 BIRTHPLACE: London, England,
 United Kingdom

HOW ACQUIRED: UDFA – '17
 NFL EXPERIENCE: Rookie

2017 ROOKIE FREE AGENT

PRO

[0-0/0-0]: Signed with the Steelers as an undrafted rookie free agent on April 29, 2017.

PERSONAL

Attended Central Gwinnett High School (Lawrenceville Ga.)...did not play organized football until his senior year of high school...finished the year with 70 tackles, 7.0 sacks, three fumble recoveries and two blocked kicks...son of Francis and Rosaline Kallon...Full name: Francis Gerard Kallon.

COLLEGE

Played in 26 games at Georgia Tech (2013-16)...totaled 37 tackles and 2.0 sacks in his collegiate career...his 2.0 career sacks came as a senior in 2016...majored in literature, media and communication.

**KEITH KELSEY** *Linebacker*

HEIGHT: 6-0
 WEIGHT: 233
 COLLEGE: Louisville
 BORN: March 17, 1995
 BIRTHPLACE: Gainesville, Fla.

HOW ACQUIRED: UDFA - '17
 NFL EXPERIENCE: Rookie

2017 ROOKIE FREE AGENT

PRO [0-0/0-0]: Signed with the Steelers as an undrafted rookie free agent on April 29, 2017.

COLLEGE Played in 49 career games with 39 starts at Louisville (2013-16)...recorded 308 total tackles, 23.0 TFLs, 10.0 sacks, 10 pass breakups, three forced fumbles and three fumble recoveries in his career...earned third-team All-ACC honors as a senior in 2016...as a junior in 2015, totaled a single-season career-high 106 tackles a single-season best 11.5 TFLs, as he earned first-team All-ACC honors by the media and second-team All-ACC honors by the coaches...recorded a single-season career-high 6.0 sacks as a sophomore in 2014...majored in criminal justice.

PERSONAL Attended Gainesville High School (Gainesville, Fla.)...named first-team All-State as a senior and junior...as a senior, he totaled 193 tackles, 6.5 sacks, five forced fumbles and two blocked field goals...as a junior, he recorded 164 tackles, four interceptions and two fumble recoveries...son of Yahna Young and Keith Kelsey, Sr....his father played linebacker for the University of Florida in the mid-1990s, helping Florida win the 1996 National Championship.

**NELSON ADAMS** *Defensive End*

HEIGHT: 6-3
 WEIGHT: 287
 COLLEGE: Mississippi State
 BORN: Feb. 16, 1994
 BIRTHPLACE: Brandon, Miss.

HOW ACQUIRED: UDFA '17
 NFL EXPERIENCE: Rookie

2017 ROOKIE FREE AGENT

PRO

[0-0/0-0]: Signed with the Steelers as an undrafted rookie free agent on April 29, 2017.

PERSONAL

Attended Brandon High School (Brandon, Miss.)...recorded 81 tackles as a senior, to go along with 6.0 sacks, one forced fumble and two fumble recoveries, one of which he returned for a touchdown...also played basketball...son of Lonnie and Darlene Adams.

COLLEGE

Played in 52 games with 16 starts at Mississippi State (2013-16)...collected 80 tackles, 4.0 sacks and blocked three kicks in his four years...started all 13 games as a senior and finished the year with 25 tackles, 2.5 sacks and two pass breakups, while also blocking a PAT and a field goal...majored in human sciences.



PHAZAHN ODOM *Tight End*

HEIGHT: 6-8
 WEIGHT: 251
 COLLEGE: Fordham
 BORN: June 8, 1994
 BIRTHPLACE: Barnwell, S.C.

HOW ACQUIRED: UDFA – '17
 NFL EXPERIENCE: Rookie


2017 ROOKIE FREE AGENT

PRO [0-0/0-0]: Signed with the Steelers as an undrafted rookie free agent on May 16, 2017, after trying out for the team during its Rookie Mini-Camp.

he set the school record for most receiving touchdowns by a tight end in a single season (?), as he earned All-Patriot League honors...majored in psychology and sociology.

COLLEGE Played in 39 games with 20 starts at Fordham (2012-2016)...finished his career with 56 receptions for 740 yards with nine receiving touchdowns, which were the second-most receiving touchdowns in school history by a tight end...as a junior,

PERSONAL Attended Barnwell High School (Barnwell, S.C.)...lettered in football for two seasons...was a first-team all-state, all-area and all-region selection as a senior...also played basketball, where he earned all-state, all-area and all-region honors...son of Betty and Adrian Bell.



80

SCOTT ORNDOFF Tight End

HEIGHT: 6-4
 WEIGHT: 253
 COLLEGE: Pittsburgh
 BORN: Dec. 16, 1993
 BIRTHPLACE: Waynesburg, Pa.

HOW ACQUIRED: UDFA - '17
 NFL EXPERIENCE: Rookie

2017 ROOKIE FREE AGENT

PRO

[0-0/0-0]: Signed with the Steelers as an undrafted rookie free agent on April 29, 2017.

COLLEGE

Saw action in 45 games with 23 starts for Pittsburgh (2013-16)...totaled 58 receptions for 897 yards with 13 receiving touchdowns in his career...was named to the All-ACC Academic Football Team three straight years to end his collegiate career (2014-16) and was an All-ACC Academic Football Team honoree as a freshman in 2013...as a senior in 2016, set single-season career highs in receptions (35), receiving yards (579) and tied his single-season career-best with five receiving touchdowns...earned his bachelor's degree in administration of justice.

PERSONAL

Attended Seton-LaSalle High School (Pittsburgh, Pa.)...was a two-time All-State Class AA selection by the Pennsylvania Sports Writers...was a *Pennsylvania Football News* first team All-Class AA selection twice...and was named to the *Pittsburgh Post-Gazette's* South "Fabulous 22" as a senior...averaged 17.9 yards per catch over his junior and senior seasons...son R. Scott and Beverey Orndoff...father played football at California University of Pennsylvania before going on to play professionally with the USFL's Philadelphia Stars and Washington Federals...Full name: Scott Blair Orndoff.



39

TERRISH WEBB *Safety*

HEIGHT: 5-10
 WEIGHT: 190
 COLLEGE: Pittsburgh
 BORN: Sept. 7, 1995
 BIRTHPLACE: Clairton, Pa.

HOW ACQUIRED: UDFA – '17
 NFL EXPERIENCE: Rookie

2017 ROOKIE FREE AGENT

PRO

[0-0/0-0]: Signed with the Steelers as an undrafted rookie free agent on April 29, 2017.

COLLEGE

Started 31-of-45 games for Pittsburgh in his four-year career (2013-16)... tallied 145 tackles, 11 pass breakups, five interceptions and recovered two fumbles as a Panther...started 13 games as a senior with 66 tackles, six pass defenses and one interception...majored in communications.

PERSONAL

Attended Clairton High School (Clairton, Pa.), where he played cornerback and wide receiver...totaled 45 receptions for 965 yards with 13 touchdowns as a senior, to go along with eight interceptions...selected All-State Class A by the Pennsylvania Sports Writers, *Pennsylvania Football News* first team All-Class A, *Pittsburgh Tribune-Review* "Terrific 25" and *Pittsburgh Post-Gazette* South "Fabulous 22" all as a senior...also played basketball...son of Tinisha Webb.

2017 STEELERS ROSTER*

NO	NAME	POS	HT	WT	DOB	AGE	EXP	COLLEGE	HOMETOWN	HOW ACO
99	Adams, Keion	LB	6-2	245	06/08/95	22	R	Western Michigan	Salisbury, NC	D7 '17
61-D	Adams, Nelson	DE	6-3	287	02/16/94	23	R	Mississippi State	Brandon, MS	UDFA '17
29	Allen, Brian	CB	6-3	215	10/21/93	23	R	Utah	La Marque, TX	D5 '17
94	Alualu, Tyson	DE	6-3	304	05/12/87	30	8	California	Honolulu, HI	UFA '17 (JAX)
15	Ajers, Demarcus	WR	5-11	190	07/07/94	22	1	Houston	LANcaster, TX	D7a '16
26	Bell, Le'Veon	RB	6-1	225	02/18/92	25	5	Michigan State	Reynoldsburg, OH	D2 '13
4	Berry, Jordan	P	6-5	195	03/18/91	26	3	Eastern Kentucky	Melbourne, Victoria, Australia	FA '15
9	Boswell, Chris	K	6-2	185	03/16/91	26	3	Rice	Fort Worth, TX	FA '15
84	Brown, Antonio	WR	5-10	181	07/10/88	28	8	Central Michigan	Miami, FL	D6b '10
64-D	Brown, Christian	DE	6-3	295	08/31/93	23	R	West Virginia	Fort Myers, FL	UDFA '17
38-0	Brown-Dukes, Brandon	LB	6-5	200	04/29/92	25	1	Merghurst	Oriando, FL	UDFA '16
10	Bryant, Martavis	WR	6-4	211	12/20/91	25	3	Clemson	Calhoun Falls, SC	D4 '14
25	Burns, Artie	CB	6-0	197	05/01/95	22	2	Miami (FL)	Miami, FL	D1 '16
46-0	Canada, Kamaron	LS	6-4	245	08/20/92	24	1	Portland State	Eugene, OR	FA '17
56	Chickillo, Anthony	LB	6-3	255	12/10/92	24	3	Miami (FL)	Tampa, FL	D6b '15
14	Coates, Sammie	WR	6-1	212	03/31/93	24	3	Auburn	Leroy, AL	D3 '15
31	Cockrell, Ross	CB	6-0	191	08/06/91	25	4	Duke	Waxhaw, NC	FA '15
30-0	Conner, James	RB	6-1	233	05/05/95	22	R	Pittsburgh	Erie, PA	D3b '17
64-0	Cooper, Ethan	G	6-2	322	06/11/95	22	R	Indiana (PA)	Steelton, PA	UDFA '17
37	Dangerfield, Jordan	S	5-11	199	12/25/90	26	2	Towson	Elmont, NY	FA '15
34	Davis, Knile	RB	5-11	227	10/05/91	25	5	Arkansas	Missouri City, TX	UFA '17 (KC)
28	Davis, Sean	S	6-1	202	10/23/93	23	2	Maryland	Washington, DC	D2 '16
66	DeCastro, David	G	6-5	316	01/11/90	27	6	Stanford	Bellevue, WA	D1 '12
35-0	Dixon, Brandon	CB	5-11	203	04/26/90	27	2	Northwest Missouri State	Pompano Beach, FL	FA '16
5	Dobbs, Joshua	QB	6-3	216	01/26/95	22	R	Tennessee	Alpharetta, GA	D4 '17
38-D	Ducre, Greg	CB	5-10	183	01/22/92	25	3	Washington	Los Angeles, CA	FA '17
48	Dupree, Bud	LB	6-4	269	02/12/93	24	3	Kentucky	Macon, GA	D1 '15
71	Feiler, Matt	OT	6-6	330	07/07/92	24	1	Bloomsburg (PA)	Strasburg, PA	FA '16
67	Finney, B.J.	C/G	6-4	318	10/26/91	25	2	Kansas State	Wichita, KS	UDFA '15
54	Fort, L.J.	LB	6-0	232	01/03/90	27	3	Northern Iowa	Granite City, IL	FA '15
73	Foster, Ramon	G	6-5	328	01/07/86	31	9	Tennessee	Henning, TN	UDFA '09
61-0	Friend, Kyle	C	6-2	305	04/03/94	23	1	Temple	Harrisburg, PA	FA '17
46-D	Galambos, Matt	LB	6-1	239	03/21/95	22	R	Pittsburgh	Collingdale, PA	UDFA '17
22	Gay, William	CB	5-10	187	01/01/85	32	11	Louisville	Tallahassee, FL	FA '13
77	Gilbert, Marcus	OT	6-6	330	02/15/88	29	7	Florida	Fort Lauderdale, FL	D2 '11
21	Golden, Robert	S	5-11	202	09/13/90	26	6	Arizona	Fresno, CA	UDFA '12
27	Golson, Senquez	CB	5-9	176	07/07/93	23	3	Mississippi	Pascagoula, MS	D2 '15
85	Grimble, Xavier	TE	6-4	261	09/22/92	24	2	USC	Las Vegas, NV	FA '15
42	Hagen, Jacob	S	6-3	205	03/16/92	25	1	Liberty	Orange Park, FL	FA '16
83	Hamilton, Cobi	WR	6-2	201	11/13/90	26	2	Arkansas	Texarkana, TX	FA '16
79	Hargrave, Javon	DT	6-2	305	02/07/93	24	2	South Carolina State	Salisbury, NC	D3 '16
92	Harrison, James	LB	6-0	242	05/04/78	39	15	Kent State	Akron, OH	FA '14
88	Hayward-Bey, Darius	WR	6-2	210	02/26/87	30	9	Maryland	Silver Spring, MD	UFA '14 (IND)
65-0	Hawkins, Jerard	OT	6-6	305	10/16/93	23	2	LSU	Baldwin, LA	D4 '16
97	Hegway, Cameron	DE	6-5	295	05/06/89	28	7	Ohio State	Pittsburgh, PA	D1 '11
40	Hilton, Mike	CB	5-9	184	03/09/94	23	1	Mississippi	Fayetteville, GA	FA '16
49	Holba, Colin	LS	6-4	248	07/08/94	22	R	Louisville	Louisville, KY	D6 '17
65-0	Hooks, Lavon	DE	6-3	312	01/23/92	25	1	Mississippi	Atlanta, GA	FA '17
8	Houston, Bart	QB	6-4	235	12/16/92	24	R	Wisconsin	Dublin, CA	UDFA '17
74	Hubbard, Chris	C/G	6-4	295	04/23/91	26	4	UAB	Columbus, GA	UDFA '13
41	Huguenin, Farrington	LB	6-4	268	05/08/92	25	1	Kentucky	Columbia, SC	FA '17
11	Hunter, Justin	WR	6-4	203	05/20/91	26	5	Tennessee	Virginia Beach, VA	UFA '17 (BUF)
81	James, Jesse	TE	6-7	261	06/04/94	23	3	Penn State	Glassport, PA	D5 '15
82	Johnson, David	TE	6-2	260	08/26/87	29	9	Arkansas State	Pine Bluff, AR	FA '16
51	Johnson, Steven	LB	6-1	237	03/28/88	29	6	Kansas	Media, PA	UFA '16 (TEN)
3	Jones, Landry	QB	6-4	225	04/04/89	28	5	Oklahoma	Artesia, NM	D4b '13
62-D	Kallon, Francis	DE	6-5	295	02/02/94	23	R	Georgia Tech	London, England, United Kingdom	UDFA '17
57	Kelsey, Keith	LB	6-0	233	03/17/95	22	R	Louisville	Gainesville, FL	UDFA '17
44	Matakevich, Tyler	LB	6-1	235	12/22/92	24	2	Temple	Stratford, CT	D7b '16
62-0	Matthews, Mike	C	6-2	300	01/17/94	23	1	Texas A&M	Sugar Land, TX	FA '17
95	Maxeey, Johnny	DE	6-5	283	10/19/93	23	1	Mars Hill	Columbia, SC	UDFA '16
93	McCullers, Daniel	DT	6-7	352	08/11/92	24	4	Tennessee	Raleigh, NC	D6b '14
69-0	Mihalik, Brian	OT	6-9	302	08/21/92	24	2	Boston College	Avon Lake, OH	FA '16
76	Milton, Keavon	OT	6-4	320	06/23/90	27	2	Louisiana-Monroe	Canton, TX	FA '16
23	Mitchell, Mike	S	6-1	221	06/10/87	30	9	Ohio	Fort Thomas, KY	UFA '14 (CAR)
55	Moats, Arthur	LB	6-0	246	03/14/88	29	8	James Madison	Portsmouth, VA	UFA '14 (BUF)
45	Nix, Roosevelt	FB	5-11	248	03/30/92	25	3	Kent State	Reynoldsburg, OH	FA '15
87	Odom, Phazahn	TE	6-8	251	06/08/94	23	R	Fordham	Barnwell, SC	UDFA '17
80	Orndoff, Scott	TE	6-4	253	12/16/93	23	R	Pittsburgh	Waynesburg, PA	UDFA '17
69-D	Philon, Roy	DT	6-3	291	03/26/91	26	1	Louisville	Lexington, KY	FA '17
53	Pouncey, Maurice	C	6-4	304	07/24/89	27	8	Florida	Lakeland, FL	D1 '10
68	Rodgers, Jake	OT	6-6	320	09/10/91	25	1	Eastern Washington	Spokane, WA	FA '17
7	Roethlisberger, Ben	QB	6-5	240	03/02/82	35	14	Miami (OH)	Findlay, OH	D1 '04
7	Rogers, Eli	WR	5-10	187	12/23/92	24	3	Louisville	Miami, FL	UDFA '15
24	Sensabaugh, Coby	CB	5-11	187	11/15/88	28	6	Clemson	Kingsport, TN	UFA '17 (NFG)
13	Severin, Canaan	WR	6-2	205	03/16/93	24	2	Virginia	Marlborough, MA	UDFA '16
50	Shazier, Ryan	LB	6-1	230	09/06/92	24	4	Ohio State	Fort Lauderdale, FL	D1 '14
19	Smith-Schuster, JuJu	WR	6-1	215	11/22/96	20	R	USC	Long Beach, CA	D2 '17
30-D	Stafford, Daimion	S	6-1	218	02/18/91	26	5	Nebraska	Norco, CA	UFA '17 (TEN)
20	Sutton, Cameron	CB	5-11	188	02/27/95	22	R	Tennessee	Jonesboro, GA	D3a '17
33	Toussaint, Fitzgerald	RB	5-9	204	05/04/90	27	4	Michigan	Youngstown, OH	FA '15
16	Tucker, Marcus	WR	5-10	190	06/24/92	25	1	Northern Michigan	Flint, MI	UDFA '16
91	Tuitt, Stephon	DE	6-6	303	05/23/93	24	4	Notre Dame	Miami, FL	D2 '14
78	Villanueva, Alejandro	OT	6-9	320	09/22/88	28	3	Army	Meridian, MS	FA '14
96	Walton, L.T.	DE	6-5	305	03/31/92	25	3	Central Michigan	Clinton Township, MI	D6a '15
39-0	Watson, Terrell	RB	6-1	240	08/22/93	23	1	Azusa Pacific	Los Angeles, CA	FA '17
90	Watt, T.J.	LB	6-4	252	10/11/94	22	R	Wisconsin	Pewaukee, WI	D1 '17
39-D	Webb, Terrish	S	5-10	190	09/07/95	21	R	Pittsburgh	Clairton, PA	UDFA '17
35-0	Williams, Trey	RB	5-7	200	12/11/92	24	2	Texas A&M	Spring, TX	FA '17
98	Williams, Vince	LB	6-1	233	12/27/89	27	5	Florida State	Davenport, FL	D6b '13

*Roster as of June 15, 2017



SEASON

20 IN REVIEW 16

2016 Final Regular-Season Statistics (Won 11, Lost 5)

SCHEDULE

Date	W-L	Score	Opponent	Attendance
9/12	W	38-16	at Washington	79,124
9/18	W	24-16	Cincinnati	65,072
9/25	L	3-34	at Philadelphia	69,596
10/2	W	43-14	Kansas City	61,278
10/9	W	31-13	NY Jets	66,385
10/16	L	15-30	at Miami	65,351
10/23	L	16-27	New England	66,009
11/6	L	14-21	at Baltimore	71,286
11/13	L	30-35	Dallas	67,737
11/20	W	24-9	at Cleveland	67,431
11/24	W	28-7	at Indianapolis	66,583
12/4	W	24-14	NY Giants	65,825
12/11	W	27-20	at Buffalo	69,657
12/18	W	24-20	at Cincinnati	62,096
12/25	W	31-27	Baltimore	66,276
1/1	W	27-24	Cleveland	55,921

TEAM STATISTICS

	Pittsburgh	Opponent
Total First Downs	336	313
Rushing	97	95
Passing	210	184
Penalty	29	34
3rd Down: Made/Att	83/202	88/214
3rd Down Pct.	41.1%	41.1%
4th Down: Made/Att	9/16	11/21
4th Down Pct.	56.3%	52.4%
Possession Avg.	30:22	29:38
Total Net Yards	5962	5482
Avg. Per Game	372.6	342.6
Total Plays	1026	997
Avg. Per Play	5.8	5.5
Net Yards Rushing	1760	1600
Avg. Per Game	110.0	100.0
Total Rushes	409	369
Net Yards Passing	4202	3882
Avg. Per Game	262.6	242.6
Sacked/Yards Lost	21/175	38/259
Gross Yards	4377	4141
Attempts/Completions	596/381	590/381
Completion Pct.	63.9%	64.6%
Had Intercepted	15	13
Punts/Average	69/44.9	70/43.4
Net Punting Avg.	40.2	38.8
Penalties/Yards	113/1068	109/920
Fumbles/Ball Lost	16/3	21/10
Touchdowns	47	36
Rushing	13	15
Passing	33	20
Returns	1	1

SCORE BY PERIOD

	01	02	03	04	Ot	Pts
Steelers	95	94	59	145	6	399
Opponents	62	83	74	105	3	327

PASSING

	Att	Cmp	Yds	Cmp%	TD	Int	Long	Sack/Lost	Rating
Roethlisberger	509	328	3819	64.4%	29	13	72t	17/141	95.4
L. Jones	86	53	558	61.6%	4	2	5t	4/34	86.3
Bell	1	0	0	0.0%	0	0	0	0/0	39.6
Steelers	596	381	4377	63.9%	33	15	72t	21/175	93.9
Opponents	590	381	4141	64.6%	20	13	95t	38/259	87.3

SCORING

	TD	Ru	Pa	Rt	PAT	FG	2Pt	Pts
Boswell	0	0	0	0	0	36/36	21/25	0
Brown	12	0	12	0	0/0	0/0	0	72
Bell	9	7	2	0	0/0	0/0	1	56
D. Williams	6	4	2	0	0/0	0/0	0	36
Hegward-Bey	3	1	2	0	0/0	0/0	0	18
Rogers	3	0	3	0	0/0	0/0	0	18
James	3	0	3	0	0/0	0/0	0	18
Coates	2	0	2	0	0/0	0/0	0	12
Grimble	2	0	2	0	0/0	0/0	0	12
Hamilton	2	0	2	0	0/0	0/0	0	12
Bullock	0	0	0	0	1/1	3/3	0	10
Wheaton	1	0	1	0	0/0	0/0	1	8
Green	1	0	1	0	0/0	0/0	0	6
Roethlisberger	1	1	0	0	0/0	0/0	0	6
Ajers	1	0	1	0	0/0	0/0	0	6
Hargrave	1	0	0	1	0/0	0/0	0	6
D. Johnson	0	0	0	0	0/0	0/0	1	2
Steelers	47	13	33	1	37/37	24/28	3	399
Opponents	36	15	20	1	29/32	26/31	2	327

RUSHING

	No.	Yds	Avg	Long	TD
Bell	261	1268	4.9	44	7
D. Williams	98	343	3.5	17	4
Hegward-Bey	1	60	60.0	60t	1
Toussaint	14	58	4.1	16	0
Roethlisberger	16	14	0.9	14	1
Coates	4	14	3.5	15	0
Brown	3	9	3.0	13	0
Richardson	2	7	3.5	6	0
Rogers	1	6	6.0	6	0
Berry	1	-3	-3.0	-3	0
L. Jones	6	-4	-0.7	0	0
Ajers	2	-12	-6.0	0	0
Steelers	409	1760	4.3	60t	13
Opponents	369	1600	4.3	67	15

RECEIVING

	No.	Yds	Avg	Long	TD
Brown	106	1284	12.1	51	12
Bell	75	616	8.2	32	2
Rogers	48	594	12.4	39	3
James	39	338	8.7	24	3
Coates	21	435	20.7	72t	2
Green	18	304	16.9	37	1
D. Williams	18	118	6.6	20	2
Hamilton	17	234	13.8	39	2
Grimble	11	118	10.7	20	2
Johnson	7	80	11.4	26	0
Hegward-Bey	6	114	19.0	46	2
Ajers	6	53	8.8	15	1
Wheaton	4	51	12.8	30t	1
Toussaint	3	33	11.0	15	0
Nix	2	5	2.5	3	0
Steelers	381	4377	11.5	72t	33
Opponents	381	4141	10.9	95t	20

INTERCEPTIONS

	No.	Yds	Avg	Long	TD
Burns	3	13	4.3	9	0
Shazier	3	0	0.0	0	0
Timmons	2	74	37.0	58	0
Mitchell	1	26	26.0	26	0
J. Jones	1	20	20.0	20	0
Gay	1	0	0.0	0	0
Davis	1	0	0.0	0	0
Harrison	1	0	0.0	0	0
Steelers	13	133	10.2	58	0
Opponents	15	220	14.7	67	0

PUNTING

	No.	Yds	Avg	Net	TB	In	Lg	B
Berry	68	3100	45.6	40.2	3	25	64	1
Steelers	69	3100	44.9	40.2	3	25	64	1
Opponents	70	3039	43.4	38.8	7	23	58	0

PUNT RETURNS

	Ret	FC	Yds	Avg	Long	TD
Brown	15	15	140	9.3	33	0
Rogers	7	4	45	6.4	15	0
Steelers	22	19	185	8.4	33	0
Opponents	28	17	269	9.6	39	0

KICKOFF RETURNS

	No.	Yds	Avg	Long	TD
Toussaint	13	278	21.4	33	0
Coates	6	150	25.0	44	0
Hamilton	5	83	16.6	20	0
J. Gilbert	3	69	23.0	32	0
Brown	1	23	23.0	23	0
Steelers	28	603	21.5	44	0
Opponents	29	717	24.7	72	0

FIELD GOALS

	1-19	20-29	30-39	40-49	50+
Boswell	0/0	2/2	8/9	11/12	0/2
Bullock	0/0	0/0	2/2	1/1	0/0
Steelers	0/0	2/2	10/11	12/13	0/2
Opponents	0/0	8/9	10/10	7/9	1/3

Boswell: [46G][49G][36B,40G]([47G]([42N,32G,46G,44G,54N]([39G,55N,25G][32G,33G,22G]([37G,39G][45G,49G,49G,40G,49G,30G][36G]([46G]([46G][49G][36B,40G]([47G]([42N,32G,46G,44G,54N]([39G,55N,25G][32G,33G,22G]([44G,34G,38G][37G,39G][45G,49G,49G,40G,49G,30G][36G]([46G]([31G,40G,34G]([25G,33G,21G][29G,38G][49N][35G,48G][30G,23G,30G,24B,50N]([49G,42G][37G,53G,46G][24G][52N]([23G,22G][41G,38G,46G,23G][49N,34G]

2016 Final Postseason Statistics (Won 2, Lost 1)



Le'Veon
BELL

SCHEDULE

Date	W-L	Score	Opponent	Attendance
1/8	W	30-12	Miami	62,762
1/15	W	18-16	at Kansas City	75,678
1/22	L	17-36	at New England	66,829

TEAM STATISTICS

	Pittsburgh	Opponent
Total First Downs	61	60
Rushing	22	13
Passing	35	42
Penalty	4	5
3rd Down: Made/Att	20/39	19/40
3rd Down Pct.	51.3%	47.5%
4th Down: Made/Att	0/1	4/6
4th Down Pct.	0.0%	66.7%
Possession Avg.	30:15	29:45
Total Net Yards	1124	963
Avg. Per Game	374.7	321.0
Total Plays	187	182
Avg. Per Play	6.0	5.3
Net Yards Rushing	404	170
Avg. Per Game	134.7	56.7
Total Rushes	89	62
Net Yards Passing	720	793
Avg. Per Game	240.0	264.3
Sacked/Yards Lost	2/15	8/52
Gross Yards	735	845
Attempts/Completions	96/64	112/81
Completion Pct.	66.7%	72.3%
Had Intercepted	4	2
Punts/Average	7/38.3	8/47.8
Net Punting Avg.	34.1	41.8
Penalties/Yards	13/132	14/134
Fumbles/Ball Lost	1/1	4/3
Touchdowns	6	7
Rushing	3	2
Passing	3	5
Returns	0	0

SCORE BY PERIOD

	01	02	03	04	OT	Pts
Steelers	20	21	13	11	0	65
Opponents	20	10	19	15	0	64

PASSING

	Att	Cmp	Yds	Cmp%	TD	Int	Long	Sack/Lost	Rating
Roethlisberger	96	64	735	66.7%	3	4	62t	2/15	82.6
Steelers	96	64	735	66.7%	3	4	62t	2/15	82.6
Opponents	112	81	845	72.3%	5	2	41	8/52	101.2

SCORING

	TD	Ru	Pa	Rt	PAT	FG	2Pt	Pts
Boswell	0	0	0	0	3/5	8/8	0	27
Brown	2	0	2	0	0/0	0/0	0	12
Bell	2	2	0	0	0/0	0/0	0	12
D.Williams	1	1	0	0	0/0	0/0	1	8
Hamilton	1	0	1	0	0/0	0/0	0	6
Steelers	6	3	3	0	3/5	8/8	1	65
Opponents	7	2	5	0	4/5	6/6	0	64

2-Pt. Conversions: Steelers 1/1, Opponents: 0/2
 Sacks: Harrison 2.5, Timmons 2.0, Hargrave 1.0,
 Mitchell 1.0, Davis 1.0, Dupree 0.5 Steelers: 8.0,
 Opponents: 2.0

RUSHING

	No.	Yds	Avg	Long	TD
Bell	65	357	5.5	38	2
D.Williams	16	36	2.3	15	1
Roethlisberger	8	11	1.4	8	0
Steelers	89	404	4.5	38	3
Opponents	62	170	2.7	18	2

RECEIVING

	No.	Yds	Avg	Long	TD
Brown	18	309	17.2	62t	2
Rogers	13	112	8.6	19	0
James	11	137	12.5	26	0
D.Williams	7	51	7.3	10	0
Hamilton	4	51	12.8	30t	1
Bell	4	3	0.8	4	0
Ayers	3	27	9.0	11	0
Coates	2	34	17.0	30	0
Heyward-Bey	1	10	10.0	10	0
Johnson	1	1	1.0	1	0
Nix	0	0	0	0	0
Steelers	64	735	11.5	62t	3
Opponents	81	845	10.4	41	5

INTERCEPTIONS

	No.	Yds	Avg	Long	TD
Shazier	2	11	5.5	10	0
Steelers	2	11	5.5	10	0
Opponents	4	64	16.0	37	0

PUNTING

	No.	Yds	Avg	Net	TB	In	Lg	B
Berry	7	268	38.3	34.1	1	2	47	0
Steelers	7	268	38.3	34.1	1	2	47	0
Opponents	8	382	47.8	41.8	1	1	61	0

PUNT RETURNS

	Ret	FC	Yds	Avg	Long	TD
Brown	4	2	28	7.0	10	0
Steelers	4	2	28	7.0	10	0
Opponents	1	2	9	9.0	9	0

KICKOFF RETURNS

	No.	Yds	Avg	Long	TD
Coates	4	91	22.8	31	0
Gilbert	3	43	14.3	28	0
Toussaint	2	27	13.5	15	0
Brown	1	0	0.0	0	0
Steelers	10	161	16.1	31	0
Opponents	10	234	23.4	58	0

FIELD GOALS

	1-19	20-29	30-39	40-49	50+
Boswell	0/0	2/2	3/3	3/3	0/0
Steelers	0/0	2/2	3/3	3/3	0/0
Opponents	0/0	1/1	2/2	3/3	0/0

2016 Final Regular-Season Defensive/Special Teams Statistics

REGULAR SEASON															
Player	DEFENSE									SPECIAL TEAMS					
	U	A	Tot	Sacks/Yds.	QP Int./Yards	PD	FF	FR	U	A	Tot	FF	FR	BL	
Timmons	78	36	114	2.5/22	11	2/74	5	1	0	0	0	0	0	0	0
Shazier	55	32	87	3.5/29	7	3/0	9	3	1	0	0	0	0	0	0
Mitchell	55	22	77	0/0	1	1/26	9	0	1	0	0	0	0	0	0
Davis	54	15	69	1.5/10	4	1/0	5	0	1	1	0	1	0	0	0
Burns	51	13	64	0/0	0	3/13	13	0	0	1	0	1	0	0	0
Cockrell	47	15	62	0/0	1	0/0	14	0	1	0	0	0	0	0	0
Gay	42	16	58	1/10	0	1/0	7	1	0	0	0	0	0	0	0
Harrison	39	14	53	5/39	9	1/0	1	2	0	0	0	0	0	0	0
J. Jones	29	13	42	1/4	5	1/20	3	2	1	0	0	0	0	0	0
V. Williams	32	8	40	2/3	4	0/0	0	0	0	5	2	7	0	0	0
Tuitt	28	10	38	4/30	14	0/0	3	2	0	0	0	0	0	0	0
Golden	20	12	32	0/0	0	0/0	1	0	1	0	2	2	0	0	0
Hargrave	18	9	27	2/17	3	0/0	0	0	1	0	0	0	0	0	0
Chickillo	19	5	24	2.5/22	7	0/0	0	2	0	2	3	5	0	0	0
Dupree	19	5	24	4.5/24	6	0/0	1	1	0	0	0	0	0	0	0
Heyward	17	4	21	3/16	5	0/0	4	0	1	0	0	0	0	0	0
Moats	8	11	19	3.5/17	7	0/0	3	0	0	0	2	2	0	0	0
McCullers	10	7	17	1/8	3	0/0	1	0	0	0	0	0	0	0	1
Mathews	8	6	14	1/8	3	0/0	0	0	0	0	0	0	0	0	0
Dangerfield	4	6	10	0/0	0	0/0	0	0	0	1	5	6	0	0	0
Matakevich	6	2	8	0/0	0	0/0	0	0	0	10	2	12	0	0	0
Walton	6	2	8	0/0	1	0/0	1	0	0	0	0	0	0	0	0
Fort	2	0	2	0/0	1	0/0	0	0	0	1	1	2	0	0	0
Gilbert	1	0	1	0/0	0	0/0	0	0	0	0	2	2	0	0	0
Shabazz	1	0	1	0/0	0	0/0	0	0	0	0	0	0	0	0	0
Maxey	1	0	1	0/0	0	0/0	0	0	0	0	0	0	0	0	0
Nix	0	0	0	0/0	0	0/0	0	0	0	5	3	8	0	0	0
Thomas	0	0	0	0/0	0	0/0	0	0	0	7	0	7	0	0	0
Coates	0	0	0	0/0	0	0/0	0	0	0	3	4	7	0	0	0
S. Johnson	0	0	0	0/0	0	0/0	0	0	0	5	1	6	1	0	0
Heyward-Bey	0	0	0	0/0	0	0/0	0	0	0	3	0	3	0	0	0
Toussaint	0	0	0	0/0	0	0/0	0	0	0	2	1	3	0	0	0
Hamilton	0	0	0	0/0	0	0/0	0	0	0	1	0	1	0	0	0
Boswell	0	0	0	0/0	0	0/0	0	0	0	1	0	1	0	0	0
Warren	0	0	0	0/0	0	0/0	0	0	0	0	0	0	0	1	0
TOTALS	650	263	913	38/259	92	13/133	80	14	8	48	28	76	1	1	1
OPPONENTS	632	302	934	21/175	58	15/220	86	9	3	44	16	60	0	0	1

POSTSEASON															
Player	DEFENSE									SPECIAL TEAMS					
	U	A	Tot	Sacks/Yds.	QP Int./Yards	PD	FF	FR	U	A	Tot	FF	FR	BL	
Timmons	17	12	29	2/21	2	0/0	0	0	0	0	0	0	0	0	0
Harrison	15	5	20	2.5/14	4	0/0	0	1	0	0	0	0	0	0	0
Mitchell	8	10	18	1/4	1	0/0	0	1	0	0	0	0	0	0	0
Shazier	14	4	18	0/0	2	2/11	2	0	0	0	0	0	0	0	0
Cockrell	15	2	17	0/0	0	0/0	0	0	0	0	0	0	0	0	0
Davis	9	7	16	1/0	1	0/0	0	0	0	0	0	0	0	0	0
Dupree	10	5	15	0.5/3	3	0/0	1	0	0	0	0	0	0	0	0
Burns	9	3	12	0/0	0	0/0	0	0	1	0	0	0	0	0	0
Hargrave	4	4	8	1/10	1	0/0	0	0	0	0	0	0	0	0	0
Gay	5	2	7	0/0	0	0/0	1	0	0	0	0	0	0	0	0
Tuitt	4	2	6	0/0	3	0/0	0	0	1	0	0	0	0	0	0
Walton	2	2	4	0/0	0	0/0	0	0	1	0	0	0	0	0	0
J. Jones	0	4	4	0/0	0	0/0	1	0	0	1	1	2	0	0	0
Dangerfield	0	1	1	0/0	0	0/0	0	0	0	0	1	1	0	0	0
Moats	0	1	1	0/0	0	0/0	0	0	0	0	0	0	0	0	0
V. Williams	0	0	0	0/0	0	0/0	0	0	0	4	0	4	0	0	0
Shabazz	0	0	0	0/0	0	0/0	0	0	0	3	0	3	1	0	0
Nix	0	0	0	0/0	0	0/0	0	0	0	1	0	1	0	0	0
Heyward-Bey	0	0	0	0/0	0	0/0	0	0	0	1	0	1	0	0	0
Matakevich	0	0	0	0/0	0	0/0	0	0	0	1	0	1	0	0	0
TOTALS	112	64	176	8/52	17	2/11	5	2	3	11	2	13	1	0	0
OPPONENTS	106	76	182	2/15	5	4/64	13	1	1	13	2	15	0	1	0

Steelers 2016 Attendance

ATTENDANCE AT HEINZ FIELD

The Steelers drew 514,503 fans to their eight home games during the 2016 season, averaging 64,313 per home game. Since Heinz Field opened in 2001, the Steelers have averaged at least 57,000 fans per game each season.

Pittsburgh had a season-high and Heinz Field record of 67,737 fans in Week 10 versus Dallas.

The Steelers have sold out 349 straight regular-season games at home, dating back to Nov. 5, 1972 versus Cincinnati.

Below are the Steelers' all-time home attendance figures since 1970:

ALL-TIME ATTENDANCE AT HEINZ FIELD

REGULAR SEASON

Year	Games	Total Attendance	Avg.
1970	7	318,698	45,528
1971	7	323,812	46,259
1972	7	340,549	48,650
1973	8	377,351	47,169
1974	7	325,457	46,494
1975	7	341,205	48,744
1976	7	330,620	47,231
1977	7	337,156	48,165
1978	8	380,258	47,532
1979	8	391,931	48,991
1980	8	424,106	53,013
1981	8	420,964	52,621
1982	4	208,890	52,223
1983	8	462,587	57,823
1984	8	447,288	55,911
1985	8	436,069	54,509
1986	8	414,937	51,867
1987	7	353,402	50,586
1988	8	396,044	49,506
1989	8	383,494	47,937
1990	8	434,769	54,346
1991	8	406,935	50,867
1992	8	427,782	53,410
1993	8	440,927	55,116
1994	8	461,272	57,659
1995	8	455,913	56,989
1996	8	466,944	58,368
1997	8	462,532	57,817
1998	8	464,619	58,077
1999	8	416,618	52,077
2000	8	440,428	55,053
2001	8	499,191	62,399
2002	8	490,274	61,284
2003	8	477,584	59,698
2004	8	507,385	63,423
2005	8	507,434	63,429
2006	8	499,461	62,433
2007	8	496,675	62,084
2008	8	503,125	62,890
2009	8	507,882	63,458
2010	8	504,669	63,084
2011	8	504,279	63,035
2012	8	489,135	61,141
2013	8	458,489	57,311
2014	8	497,811	62,226
2015	8	517,854	64,731
2016	8	514,503	64,313

- Played four home games due to players' strike.
- Played seven home games due to players' strike.
- Inaugural season at Heinz Field.
- Team Record

BREAKDOWN OF 2016 ATTENDANCE

The Steelers drew an average of 64,313 fans to each home game in 2016. It marked the 23rd time in the last 24 seasons and the 17th consecutive season that the Steelers have averaged more than 55,000 fans at each home game.

The Steelers continued to be one of the most popular road teams in 2016. Pittsburgh drew 551,124 fans on the road, an average of 68,890 fans per game.

2016 REGULAR-SEASON ATTENDANCE NUMBERS

Home	Road
1. Cincinnati [65,072]	Washington [79,124]
2. Kansas City [61,278]	Philadelphia [69,596]
3. N.Y. Jets [66,385]	Miami [65,351]
4. New England [66,009]	Baltimore [71,286]
5. Dallas [67,737]	Cleveland [67,431]
6. N.Y. Giants [65,825]	Indianapolis [66,583]
7. Baltimore [66,276]	Buffalo [69,657]
8. Cleveland [55,921]	Cincinnati [62,096]



TOP 10 HOME CROWDS IN STEELERS HISTORY

The Steelers set the single-game home attendance record [67,737] in 2016 against the Dallas Cowboys in Week 10.

The Steelers overall attendance record at Three Rivers Stadium was 61,545 during the 1994 AFC Championship Game (Jan. 15, 1995) versus the San Diego Chargers. Pittsburgh's top regular-season attendance figure at Three Rivers was 60,808 on Dec. 18, 1994, versus the Cleveland Browns.

	Date	Opponent	Attendance
1.	Nov. 13, 2016	Dallas	67,737
2.	Dec. 20, 2015	Denver	67,234
3.	Oct. 1, 2015	Baltimore	66,929
4.	Jan. 23, 2011	N.Y. Jets*	66,662
5.	Sept. 20, 2015	San Francisco	66,472
6.	Oct. 9, 2016	N.Y. Jets	66,385
7.	Dec. 25, 2016	Baltimore	66,276
8.	Oct. 23, 2016	New England	66,009
9.	Dec. 4, 2016	N.Y. Giants	65,825
10.	Oct. 25, 2009	Minnesota	65,597

* Playoff Game 2016 Season is in bold

GAME 1  Pittsburgh 38  Washington 16

SEPTEMBER 12, 2016 FedEx Field (79,124)



LANDOVER, Md. - The Steelers were victorious in the team's 2016 regular-season opener, defeating the Washington Redskins, 38-16, on Monday Night Football.

Washington K Dustin Hopkins connected from 31 yards out midway through the first quarter, and after CB Bashaud Breeland intercepted QB Ben Roethlisberger on Pittsburgh's ensuing drive, Hopkins made a 40-yard field goal to give Washington an early 6-0 lead. It would be the Redskins' final lead of the game.

Early in the second quarter, Roethlisberger threw a 29-yard touchdown pass to WR Antonio Brown on a fourth-and-one play to give the Steelers a 7-6 lead. Roethlisberger threw a three-yard touchdown to WR Eli Rogers with 31 seconds remaining in the first half to give Pittsburgh a 14-3 advantage at the break.

K Chris Boswell made a 46-yard field goal on the Steelers' first drive of the second half to give Pittsburgh a 17-6 lead. On Washington's ensuing possession, LB Ryan Shazier picked off QB Kirk Cousins. Five plays later, Roethlisberger and Brown connected again, this time for a 26-yard touchdown, to give the Steelers a 24-6 advantage.

The Redskins got within one score early in the fourth quarter, as the team scored 10 points on a Hopkins' 34-yard field goal a one-yard rushing touchdown by RB Chris Thompson.

But Pittsburgh's offense could not stop its momentum. RB DeAngelo Williams scored two rushing touchdowns in the fourth quarter, one from 15 yards and one from six yards, to seal the victory for the Steelers.

GAME SUMMARY

	1	2	3	4	F
STEELERS (1-0)	0	14	10	14	38
Redskins (0-1)	6	0	3	7	16

TEAM	Q	TIME	PLAY	DRIVE	SCORE
WAS	1	5:56	Hopkins 31 yd. FG	9-54; 3:24	0-3
WAS	1	1:08	Hopkins 40 yd. FG	5-14; 2:38	0-6
PIT	2	10:10	Brown 29 yd. pass from Roethlisberger (Boswell kick)	11-75; 5:58	7-6
PIT	2	0:27	Rogers 3 yd. pass from Roethlisberger (Boswell kick)	14-67; 5:52	14-6
PIT	3	11:18	Boswell 46 yd. FG	8-47; 3:42	17-6
PIT	3	7:01	Brown 26 yd. pass from Roethlisberger (Boswell kick)	5-75; 2:04	24-6
WAS	3	2:01	Hopkins 34 yd. FG	9-52; 5:00	24-9
WAS	4	13:01	Thompson 1 yd. run (Hopkins kick)	7-77; 2:18	24-16
PIT	4	5:48	Williams 15 yd. run (Boswell kick)	13-73; 7:13	31-16
PIT	4	1:54	Williams 6 yd. run (Boswell kick)	6-45; 2:23	38-16

TEAM STATISTICS

	Steelers	Redskins
1st Downs	23 (9-14-0)	18 (3-14-1)
3rd Downs	9-14 (64%)	3-10 (30%)
4th Downs	2-2 (100%)	0-2 (0%)
Total Net Yards	435	384
Plays-Avg.	68-6.4	55-7.0
Rushing Yards	147	55
Rush Att.-Avg.	30-4.9	12-4.6
Net Passing	288	329
Att.-Comp.-Int.	37-27-1	43-30-2
Sacks By	0-0	1-12
Punts-Avg.	2-53.5	1-27.0
Penalties	4-81	9-55
Fumbles-Lost	2-0	1-0
Time of Poss.	33:18	26:42

INDIVIDUAL STATISTICS

RUSHING	Pit. - D. Williams 26-143, 2 TDs; Toussaint 3-6; Roethlisberger 1-(-2). Was. - Jones 7-24; Thompson 4-23, 1 TD; Cousins 1-8.
PASSING	Pit. - Roethlisberger 37-27-1, 300, 3 TDs. Was. - Cousins 43-30-2, 329.
RECEIVING	Pit. - Brown 8-126, 2 TDs; Rogers 6-59, 1 TD; Williams 6-28; James 5-31; Coates 2-56. Was. - Reed 7-64; Jackson 6-102; Crowder 6-58; Garcon 6-51; Thompson 2-16; Davis 1-20; Jones 1-9; Doctson 1-9.

SEPTEMBER 18, 2016 *Heinz Field (65,072)*

PITTSBURGH - For the second consecutive game, **QB Ben Roethlisberger** threw three touchdown passes to help lift the Steelers to victory, this time, 24-16, over the Cincinnati Bengals at Heinz Field.

Roethlisberger's first touchdown pass, a 20-yarder, was thrown to **TE Xavier Grimble** late in the first quarter. It marked Grimble's first career reception. Cincinnati K Mike Nugent connected on a 25-yard field goal with less than one minute to go in the first quarter to cut the lead to 7-3.

K Chris Boswell's 49-yard field goal gave the Steelers a 10-3 advantage late in the second quarter. Nugent made a 33-yarder as time expired in the second quarter, and Pittsburgh led 10-6 at the break.

TE Jesse James caught a nine-yard touchdown from Roethlisberger midway through the third quarter to extend the Steelers lead to 17-6. Nugent's 21-yard field goal late in the third quarter got the Bengals within one score, 17-9.

Midway through the fourth quarter, Roethlisberger threw a four-yard touchdown to RB DeAngelo Williams to give Pittsburgh a 24-9 lead. The Bengals got within one score again when QB Andy Dalton threw a 25-yard touchdown pass to RB Giovanni Bernard to make it 24-16 Pittsburgh.

The Bengals had one last attempt to tie the game, but **LB James Harrison** forced a fumble on WR Tyler Boyd. The ball was recovered by **S Robert Golden** and he returned the fumble 21 yards, which sealed the victory for Pittsburgh.

GAME SUMMARY

	1	2	3	4	F
Bengals (1-1)	3	3	3	7	16
STEELERS (2-0)	7	3	7	7	24

TEAM	Q	TIME	PLAY	DRIVE	SCORE
PIT	1	3:46	Grimble 20 yd. pass from Roethlisberger (Boswell kick)	5-66; 1:43	7-0
CIN	1	0:23	Nugent 25 yd. FG	8-68; 3:23	7-3
PIT	2	4:10	Boswell 49 yd. FG	4-6; 0:55	10-3
CIN	2	0:00	Nugent 33 yd. FG	8-53; 0:48	10-6
PIT	3	6:16	James 9 yd. pass from Roethlisberger (Boswell kick)	7-91; 3:20	17-6
CIN	3	2:10	Nugent 21 yd. FG	10-72; 4:06	17-9
PIT	4	6:48	Williams 4 yd. from Roethlisberger (Boswell kick)	12-68; 6:54	24-9
CIN	4	3:25	Bernard 25 yd. pass from Dalton (Nugent kick)	8-75; 3:23	24-16

TEAM STATISTICS

	49ers Bengals	Steelers Steelers
1st Downs	21 (11-7-3)	19 (6-12-1)
3rd Downs	4-16 (25%)	7-17 (41%)
4th Downs	1-1 (100%)	0-1 (0%)
Total Net Yards	412	374
Plays-Avg.	73-5.6	74-5.1
Rushing Yards	46	124
Rush Att.-Avg.	18-2.6	36-3.4
Net Passing	366	250
Att.-Comp.-Int.	54-31-0	37-19-2
Sacks By	1-9	1-0
Punts-Avg.	9-45.2	8-47.1
Penalties	5-31	5-54
Fumbles-Lost	2-2	1-0
Time of Poss.	27:05	32:55

INDIVIDUAL STATISTICS

RUSHING	Cin. – Hill 11-22; Bernard 5-17; Dalton 2-7. Pit. – D. Williams 32-94; Roethlisberger 1-14; Coates 1-6; Richardson 1-6; Toussaint 1-4.
PASSING	Cin. – 54-31-0, 366, 1 TD. Pit. – Roethlisberger 37-19-2, 259, 3 TDs.
RECEIVING	Cin. – Bernard 9-100, 1 TD; Boyd 6-78; LaFell 3-39; Hill 3-37; Kroft 3-35; Uzomah 3-9; Green 2-38; Erickson 1-20; Wright 1-10. Pit. – Brown 4-39; Williams 4-38, 1 TD; James 3-29, 1 TD; Coates 2-97; Grimble 2-26, 1 TD; Rogers 1-9; Toussaint 1-9; Heyward-Bey 1-7; Johnson 1-5.

GAME 3  **Philadelphia 34**  **Pittsburgh 3**

SEPTEMBER 25, 2016 *Lincoln Financial Field(69,596)*



PHILADELPHIA - The Steelers lost their first game of the season to the Philadelphia Eagles, 34-3, at Lincoln Financial Field.

Eagles' K Caleb Sturgis connected on a 29-yard field to give Philadelphia a 3-0 lead midway through the first quarter. QB Carson Wentz threw a 12-yard touchdown pass to WR Jordan Matthews early in the second quarter to give the Eagles a 10-0 advantage.

Pittsburgh's only points came on a 40-yard field goal by **K Chris Boswell** midway through the second quarter. Sturgis made a 38-yard field goal prior to the two-minute warning to give Philadelphia a 13-3 lead at halftime.

The Eagles scored three third-quarter touchdowns to seal the victory. Wentz threw a 73-yard touchdown pass to RB Darren Sproles, and RBs Wendell Smallwood and Kenjon Barner each scored a rushing touchdown.

GAME SUMMARY

	1	2	3	4	F
STEELERS (2-1)	0	3	0	0	3
Eagles (3-0)	3	10	21	0	34

TEAM	Q	TIME	PLAY	DRIVE	SCORE
PHI	1	5:29	Sturgis 29 yd. FG	7-63; 3:20	0-3
PHI	2	12:04	Matthews 12 yd. pass from Wentz (Sturgis kick)	12-82; 6:06	0-10
PIT	2	7:40	Boswell 40 yd. FG	8-61; 4:24	3-10
PHI	2	2:25	Sturgis 38 yd. FG	10-58; 5:15	3-13
PHI	3	12:54	Sproles 73 yd. pass from Wentz (Sturgis kick)	3-75; 2:06	3-20
PHI	3	5:45	Smallwood 1 yd. run (Sturgis kick)	7-67; 4:58	3-27
PHI	3	1:52	Barner 8 yd. run (Sturgis kick)	3-41; 1:24	3-34

TEAM STATISTICS

	Steelers	Eagles
1st Downs	15 (2-11-2)	25 (10-11-4)
3rd Downs	4-11 (36%)	4-10 (40%)
4th Downs	0-2 (0%)	0-0 (0%)
Total Net Yards	251	426
Plays-Avg.	58-4.3	61-7.0
Rushing Yards	29	125
Rush Att.-Avg.	10-2.9	30-4.2
Net Passing	222	301
Att.-Comp.-Int.	44-24-1	31-23-0
Sacks By	0-0	4-35
Punts-Avg.	3-55.0	4-41.3
Penalties	7-77	10-99
Fumbles-Lost	2-1	1-0
Time of Poss.	25:04	34:56

INDIVIDUAL STATISTICS

RUSHING Pit. – D. Williams 8-21; Roethlisberger 1-7; Richardson 1-1.
Phi. – Smallwood 17-79, 1 TD; Barner 8-42, 1 TD; Wentz 1-10; Sproles 2-(-1); Matthews 2-(-5).

PASSING Pit. – Roethlisberger 44-24-1, 257.
Phi. – Wentz 31-23-0, 301, 2 TDs.

RECEIVING Pit. – Brown 12-140; Williams 4-23; Coates 3-50; Rogers 2-32; James 2-10; Wheaton 1-2.
Phi. – Sproles 6-128, 1 TD; Huff 4-20; Celek 3-61; Green-Beckham 3-33; Agholor 3-21; Burton 2-19; Matthews 2-19, 1 TD.

GAME 4



Pittsburgh 43



Kansas City 14

MEDIA INFORMATION

FOOTBALL STAFF

2017 PLAYERS

2016 IN REVIEW

STEELERS HISTORY

RECORDS

OCTOBER 2, 2016 Heinz Field (61,278)



PITTSBURGH - The Steelers scored a team record 22 first-quarter points en route to a 43-14 victory over the Kansas City Chiefs on Sunday Night Football at Heinz Field.

Pittsburgh's three first-quarter touchdowns came from touchdown passes by **QB Ben Roethlisberger**. After **DE Stephon Tuitt** forced a fumble on RB Spencer Ware that was recovered by **CB Ross Cockrell**, Roethlisberger threw a 31-yard touchdown to **WR Darrius Heyward-Bey**.

After an interception by LB Jarvis Jones, Roethlisberger threw a four-yard touchdown to **WR Antonio Brown**. After a short punt by the Chiefs, Roethlisberger and Brown connected again, this time on a 38-yard touchdown, to give the Steelers a 22-0 lead at the end of the first quarter.

Roethlisberger threw a nine-yard touchdown to **TE Jesse James** in the second quarter, and the Steelers took a 29-0 lead into halftime.

On Pittsburgh's first drive of the second half, Roethlisberger threw his fifth touchdown pass of the game, this one a 30-yarder to WR Markus Wheaton, to give the Steelers a 36-0 advantage.

The Chiefs got on the board early in the fourth quarter when **QB Alex Smith** threw a 10-yard touchdown to WR Tyreek Hill. The Steelers countered that score with a touchdown of their own, when RB DeAngelo Williams scored on a two-yard run. Smith added a three-yard touchdown pass to TE Travis Kelce late in the fourth quarter for the Chiefs' final points.

Pittsburgh's defense totaled four sacks, included three from **DE Cameron Heyward**, and forced two turnovers.

GAME SUMMARY

	1	2	3	4	OT	F
Chiefs (2-2)	0	0	0	14	14	
STEELERS (3-1)	22	7	7	7	43	

TEAM	Q	TIME	PLAY	DRIVE	SCORE
PIT	1	7:27	Heyward-Bey 31 yd. pass from Roethlisberger (Pass to Wheaton)	3-32; 1:23	8-0
PIT	1	5:10	Brown 4 yd. pass from Roethlisberger (Boswell kick)	1-4; 0:04	15-0
PIT	1	1:20	Brown 38 yd. pass from Roethlisberger (Boswell kick)	2-40; 0:47	22-0
PIT	2	0:44	James 9 yd. pass from Roethlisberger (Boswell kick)	10-80; 3:44	29-0
PIT	3	11:19	Wheaton 30 yd. pass from Roethlisberger (Boswell kick)	6-75; 3:41	36-0
KC	4	11:11	Hill 10 yd. pass from Smith (Santos kick)	7-47; 2:17	36-7
PIT	4	7:22	Williams 2 yd. run (Boswell kick)	8-75; 3:49	43-7
KC	4	0:04	Kelce 3 yd. pass from Smith (Santos kick)	7-62; 3:41	43-14

TEAM STATISTICS

	Chiefs	Steelers
1st Downs	22 (3-17-2)	18 (4-13-1)
3rd Downs	8-17 (47%)	6-11 (55%)
4th Downs	2-3 (67%)	0-0 (0%)
Total Net Yards	357	436
Plays-Avg.	72-5.0	55-7.9
Rushing Yards	87	149
Rush Att.-Avg.	18-4.8	26-5.7
Net Passing	270	287
Att.-Comp.-Int.	50-30-1	27-22-0
Sacks By	2-13	4-17
Punts-Avg.	6-42.8	5-42.2
Penalties	7-40	9-68
Fumbles-Lost	3-1	1-0
Time of Poss.	30:36	29:24

INDIVIDUAL STATISTICS

RUSHING	K.C. - Ware 13-82; Charles 2-7; Smith 1-2; Hill 1-(-2); Davis 1-(-2). Pit. - Bell 18-144; D. Williams 4-7, 1 TD; Jones 2-0; Coates 1-(-1); Roethlisberger 1-(-1).
PASSING	K.C. - Smith 50-30-1, 287, 2 TDs. Pit. - Roethlisberger 27-22-0, 300, 5 TDs.
RECEIVING	K.C. - Conley 6-70; Maclin 5-78; Wilson 5-52; Hill 5-24, 1 TD; Kelce 5-23, 1 TD; Davis 2-14; Ware 1-14; Harris 1-12. Pit. - Coates 6-79; Bell 5-34; Brown 4-64, 2 TDs; James 2-15, 1 TD; Heyward-Bey 1-31, 1 TD; Wheaton 1-30, 1 TD; Johnson 1-26; Grimm 1-19; Williams 1-2.

GAME 5  Pittsburgh 31  New York 13

OCTOBER 9, 2016 *Heinz Field (66,385)*



PITTSBURGH - The Steelers defense pitched a second-half shutout and the offense scored 17 second-half points to lift the team to a 31-13 victory over the New York Jets at Heinz Field.

The Jets scored the first points of the contest when K Nick Folk connected on a 35-yard field goal. On the Steelers' first possession of the game, **QB Ben Roethlisberger** threw a 72-yard touchdown pass to **WR Sammie Coates** to give the Steelers a 7-3 advantage.

New York scored 10 unanswered points. Folk made a 48-yard field goal, and **QB Ryan Fitzpatrick** threw a 15-yard touchdown pass to **WR Brandon Marshall** to give the Jets a 13-7 lead. It would be the last points the Jets would score.

Roethlisberger threw a one-yard touchdown pass to **TE Jesse James** prior to halftime, and the Steelers took a 14-13 lead into the break.

The second half belonged to Pittsburgh. **K Chris Boswell** made a 47-yard field goal early in the third quarter. Roethlisberger threw two fourth-quarter touchdowns, a five-yarder to **WR Antonio Brown** and a five-yarder to Coates to seal the victory for Pittsburgh.

The Steelers defense did not allow a single third-down conversion in the second half, and they held the Jets to just 100 net yards in the final two quarters. **LB Vince Williams** led the defense with nine tackles, and he added one sack.

GAME SUMMARY

	1	2	3	4	F
Jets (1-4)	3	10	0	0	13
STEELERS (4-1)	7	7	3	14	31

TEAM	Q	TIME	PLAY	DRIVE	SCORE
NY	1	11:45	Folk 35 yd. FG	8-58; 3:15	0-3
PIT	1	10:16	Coates 72 yd. pass from Roethlisberger (Boswell kick)	3-75; 1:29	7-3
NY	2	11:07	Folk 48 yd. FG	9-59; 4:40	7-6
NY	2	2:06	Marshall 15 yd. pass from Fitzpatrick (Folk kick)	7-69; 3:48	7-13
PIT	2	0:41	James 1 yd. pass from Roethlisberger (Boswell kick)	11-75; 1:25	14-13
PIT	3	10:23	Boswell 47 yd. FG	4-2; 0:58	17-13
PIT	4	14:55	Brown 5 yd. pass from Roethlisberger (Boswell kick)	9-80; 4:12	24-13
PIT	4	1:46	Coates 5 yd. pass from Roethlisberger (Boswell kick)	12-79; 5:43	31-13

TEAM STATISTICS

	Jets	Steelers
1st Downs	16 (4-12-0)	30 (3-23-4)
3rd Downs	2-11 (18%)	5-10 (50%)
4th Downs	0-1 (0%)	0-1 (0%)
Total Net Yards	316	436
Plays-Avg.	58-5.4	72-6.1
Rushing Yards	72	61
Rush Att.-Avg.	17-4.2	24-2.5
Net Passing	244	375
Att.-Comp.-Int.	38-25-0	47-34-0
Sacks By	1-5	3-11
Punts-Avg.	6-43.3	3-46.3
Penalties	4-18	1-10
Fumbles-Lost	1-0	2-1
Time of Poss.	28:10	31:50

INDIVIDUAL STATISTICS

RUSHING	N.Y. – Forte 12-53; Powell 4-10; Fitzpatrick 1-9. Pit. – Bell 20-66; D. Williams 1-0; Jones 2-(-2); Berry 1-(-3).
PASSING	N.Y. – Fitzpatrick 38-25-0, 255, 1 TD. Pit. – Roethlisberger 47-34-0, 380, 4 TDs.
RECEIVING	N.Y. – Marshall 8-114, 1 TD; Powell 6-41; Enunwa 4-51; Sefarian-Jenkins 2-17; Forte 2-7; Anderson 1-10; Bostick 1-0; Peake 1-6. Pit. – Bell 9-88; Brown 9-78, 1 TD; Coates 6-139, 2 TDs; James 6-43, 1 TD; Wheaton 2-19; Grimbale 2-13.

OCTOBER 16, 2016 *Hard Rock Stadium (65,351)*

MIAMI - RB Jay Ajayi rushed for 204 yards with two rushing scores to help lift the Dolphins to a 30-15 victory over the Steelers at Hard Rock Stadium.

K Andrew Franks gave the Dolphins an early 3-0 lead. On the Steelers' ensuing drive, WR **Darrius Heyward-Bey** scored on a 60-yard touchdown run to give Pittsburgh an 8-3 advantage. The 60-yard touchdown run was the longest touchdown run by a Steeler since 2005.

Miami then scored 20 unanswered points. Franks connected on two field goals (23 and 30 yards), and RB Damien Williams scored on a one-yard run late in the second quarter, to give the Dolphins a 16-8 lead at the break. Ajayi scored on a one-yard run late in the third quarter to extend Miami's lead to 23-8.

Late in the fourth quarter, **QB Ben Roethlisberger** threw a 23-yard touchdown pass to **WR Cobi Hamilton**. On the Dolphins' next play from scrimmage, Ajayi scored on a 62-yard run to seal the victory.

GAME SUMMARY

	1	2	3	4	F
STEELERS (4-2)	8	0	0	7	15
Dolphins (2-4)	3	13	7	7	30

TEAM	Q	TIME	PLAY	DRIVE	SCORE
MIA	1	8:34	Franks 30 yd. FG	9-53; 3:39	0-3
PIT	1	5:39	Heyward-Bey 60 yd. run (Pass to Bell)	6-75; 2:55	8-3
MIA	2	8:18	Franks 23 yd. FG	12-85; 7:08	8-6
MIA	2	5:23	Franks 30 yd. FG	4-1; 2:43	8-9
MIA	2	0:21	Williams 1 yd. run (Franks kick)	9-71; 2:26	8-16
MIA	3	1:39	Ajayi 1 yd. run (Franks kick)	6-52; 3:31	8-23
PIT	4	1:02	Hamilton 23 yd. pass from Roethlisberger (Boswell kick)	10-97; 3:18	15-23
MIA	4	0:50	Ajayi 62 yd. run (Franks kick)	1-62; 0:12	15-30

TEAM STATISTICS

	Steelers	Dolphins
1st Downs	15 (3-11-1)	24 (12-10-2)
3rd Downs	3-11 (27%)	7-14 (50%)
4th Downs	0-1 (0%)	0-0 (0%)
Total Net Yards	297	474
Plays-Avg.	53-5.6	68-7.0
Rushing Yards	128	222
Rush Att.-Avg.	16-8.0	36-6.2
Net Passing	169	252
Att.-Comp.-Int.	35-19-2	32-24-0
Sacks By	0-0	2-20
Punts-Avg.	5-36.0	2-38.5
Penalties	6-65	8-95
Fumbles-Lost	0-0	0-0
Time of Poss.	23:30	36:30

INDIVIDUAL STATISTICS

PASSING	Pit. - Heyward-Bey 1-60, 1 TD; Bell 10-53; D. Williams 3-10; Brown 1-6; Jones 1-(-1).
	Mia. - Ajayi 25-204, 2 TDs; Williams 6-12, 1 TD; Foster 3-3; Tannehill 2-3.
RUSHING	Pit. - Roethlisberger 34-19-2, 189, 1 TD; Jones 1-0-0, 0.
	Mia. - Tannehill 32-24-0, 252.
RECEIVING	Pit. - Bell 6-55; Brown 4-39; Rogers 4-35; Hamilton 2-36, 1 TD; James 2-13; Grimble 1-11.
	Mia. - Landry 7-91; Parker 5-28; Gray 3-81; Stills 2-12; Foster 2-12; Williams 2-5; Sims 1-12; Jones 1-8, Ajayi 1-3.

GAME 7  **New England 27**  **Pittsburgh 16**

OCTOBER 23, 2016 Heinz Field [66,009]



PITTSBURGH - RB LeGarrette Blount's five yard touchdown run early in the fourth quarter sealed the 27-16 victory for the Patriots at Heinz Field.

New England jumped to a 14-0 lead by the early stages of the second quarter. QB Tom Brady threw a 19-yard touchdown pass to RB James White and Blount scored on a three-yard run.

The Steelers would chip away, getting 10 points prior to halftime. QB Landry Jones threw a 14-yard touchdown pass to WR Darrius Heyward-Bey, and K Chris Boswell made a 32-yard field goal. New England led 14-10 at the break.

Boswell's 46-yard field goal midway through the third quarter got the Steelers within one point, but it would be the closest Pittsburgh would get the remainder of the game.

Brady threw a 36-yard touchdown pass to TE Rob Gronkowski to make it 20-13 midway through the third quarter. Boswell connected on a 44-yard field goal to cut the lead to 20-16 early in the fourth quarter.

But on the Patriots' next drive, Blount scored the game-sealing touchdown.

GAME SUMMARY

	1	2	3	4	F
Patriots (6-1)	7	7	6	7	27
STEELERS (4-3)	0	10	3	3	16

TEAM	Q	TIME	PLAY	DRIVE	SCORE
NE	1	2:55	White 19 yd. pass from Brady (Gostkowski kick)	13-80; 7:23	0-7
NE	2	10:58	Blount 3 yd. run (Gostkowski kick)	11-84; 4:46	0-14
PIT	2	9:02	Heyward-Bey 14 yd. pass from Jones (Boswell kick)	5-71; 1:56	7-14
PIT	2	0:02	Boswell 32 yd. FG	10-66; 1:45	10-14
PIT	3	8:44	Boswell 46 yd. FG	9-48; 4:49	13-14
NE	3	6:19	Gronkowski 36 yd. pass from Brady (Kick failed)	5-75; 2:25	13-20
PIT	4	14:44	Boswell 44 yd. FG	12-42; 6:35	16-20
NE	4	11:44	Blount 5 yd. run (Gostkowski kick)	6-75; 3:00	16-27

TEAM STATISTICS

	Patriots	Steelers
1st Downs	21 (11-9-1)	17 (5-11-1)
3rd Downs	7-12 (58%)	5-16 (31%)
4th Downs	0-0 (0%)	1-2 (50%)
Total Net Yards	362	375
Plays-Avg.	55-6.6	69-5.4
Rushing Yards	140	94
Rush Att.-Avg.	29-4.8	22-4.3
Net Passing	222	281
Att.-Comp.-Int.	26-19-0	47-29-1
Sacks By	0-0	0-0
Punts-Avg.	5-40.6	4-48.8
Penalties	4-40	10-85
Fumbles-Lost	2-2	1-0
Time of Poss.	27:31	32:29

INDIVIDUAL STATISTICS

RUSHING N.E. – Blount 24-127, 2 TDs; Brady 5-13.
Pit. – Bell 21-81; Brown 1-13.

PASSING N.E. – Brady 26-19-0, 222, 2 TDs.
Pit. – Jones 47-29-1, 281, 1 TD.

RECEIVING N.E. – Edelman 9-60; Gronkowski 4-93, 1 TD;
White 2-32, 1 TD; Hogan 2-25; Blount 1-7;
Bennett 1-5.
Pit. – Bell 10-68; Brown 7-106; Hamilton 3-36;
Heyward-Bey 3-30, 1 TD; James 2-18; Grimble 2-14;
Johnson 1-5; Coates 1-4.

GAME 8  **Baltimore 21**  **Pittsburgh 14**
NOVEMBER 6, 2016 *M&T Bank Stadium (71,286)*


BALTIMORE - Despite a late comeback by Pittsburgh, the Ravens defeated the Steelers 21-14 at M&T Bank Stadium.

QB Joe Flacco threw a 95-yard touchdown pass to WR Mike Wallace to give the Ravens a 7-0 advantage. K Justin Tucker made a 49-yard field goal prior to halftime, and the Ravens led 10-0 at the break.

Tucker's 42-yard field goal midway through the third quarter gave the Ravens a 13-0 advantage. Early in the fourth quarter, WR Chris Moore returned a blocked punt 14 yards for a touchdown. Flacco then connected with WR Steve Smith Sr. for the two-point conversion to give Baltimore a 21-0 lead.

The Steelers made a comeback in the fourth quarter. QB **Ben Roethlisberger** threw a 23-yard touchdown to WR **Antonio Brown**. And Roethlisberger scored on a four-yard touchdown run to cut the lead to 21-14. The Steelers, however, failed to recover a late inside kick attempt.

GAME SUMMARY

	1	2	3	4	F
STEELERS (4-4)	0	0	0	14	14
Ravens (4-4)	7	3	3	8	21

TEAM	Q	TIME	PLAY	DRIVE	SCORE
BAL	1	1:07	Wallace 95 yd. pass from Flacco (Tucker kick)	2-96; 0:43	0-7
BAL	2	0:03	Tucker 49 yd. FG	9-43; 1:41	0-10
BAL	3	4:50	Tucker 42 yd. FG	4-8; 1:30	0-13
BAL	4	13:36	Moore 14 yd. blocked punt return (Flacco-Smith pass)	--:-	0-21
PIT	4	8:38	Brown 23 yd. pass from Roethlisberger (Boswell kick)	9-75; 4:58	7-21
PIT	4	0:48	Roethlisberger 4 yd. run (Boswell kick)	7-65; 1:20	14-21

TEAM STATISTICS

	Steelers	Ravens
1st Downs	15 [310-2]	13 [2-74]
3rd Downs	4-16 [25%]	4-17 [24%]
4th Downs	1-2 [50%]	0-0 [0%]
Total Net Yards	277	274
Plays-Avg.	65-4.3	63-4.3
Rushing Yards	36	50
Rush Att.-Avg.	18-2.0	29-1.7
Net Passing	241	224
Att.-Comp.-Int.	45-23-1	31-19-1
Sacks By	3-26	2-23
Punts-Avg.	10-43.1	9-42.2
Penalties	13-99	10-94
Fumbles-Lost	2-0	2-0
Time of Poss.	27:50	32:10

INDIVIDUAL STATISTICS

RUSHING Pit. – Bell 14-32; Roethlisberger 3-3, 1 TD; D. Williams 1-1.
Bal. – West 15-21; Dixon 9-13; Flacco 3-12; Moore 1-2; Juszczyk 1-2.

PASSING Pit. – Roethlisberger 45-23-1, 264, 1 TD.
Bal. – Flacco 30-18-1; 241, 1 TD; Mallett 1-1-0, 9.

RECEIVING Pit. – Brown 7-85, 1 TD; Rogers 6-103; Bell 6-38; James 2-13; Johnson 1-15; Grimbale 1-10.
Bal. – Wallace 4-124, 1 TD; Smith 4-47; Perriman 3-33; Waller 2-17; Pitta 2-14; Dixon 2-0; Aiken 1-9; West 1-6.

GAME 9  Dallas 38  Pittsburgh 30

NOVEMBER 13, 2016 *Heinz Field (67,737)*



PITTSBURGH - RB Ezekiel Elliott scored on a game-winning 32-yard touchdown run with less than 10 seconds remaining in the game to lift the Cowboys to a 35-30 victory over the Steelers at Heinz Field. The attendance of 67,737 was a Steelers' all-time record for a home game.

RB **Le'Veon Bell** caught a two-yard pass from **QB Ben Roethlisberger** to give Pittsburgh an early 6-0 advantage. K Dan Bailey connected on a 37-yard field goal to cut the lead to 6-3. Roethlisberger threw a three-yard touchdown to **WR Eli Rogers** to increase Pittsburgh's lead to 12-3. **QB Dak Prescott** connected with Elliott on an 83-yard touchdown pass late in the first quarter.

Teams exchanged field goals in the second quarter. Bailey made a 53-yarder, an NFL record at Heinz Field. And **K Chris Boswell** connected from 39 yards out. Pittsburgh led 15-13 at the break.

Boswell made a 25-yard field goal early in the third quarter. Bailey connected from 46 yards out on Dallas' next drive. On the Cowboys' ensuing possession Prescott threw a 50-yard touchdown pass to **WR Dez Bryant** to give the Cowboys a 23-18 lead heading into the fourth quarter.

Bell scored on a one-yard run midway through the fourth quarter to give Pittsburgh a 24-23 advantage. Elliott scored on a 14-yard run right after the two minute warning to give Dallas a 29-24 edge. Roethlisberger threw a 15-yard touchdown pass to **WR Antonio Brown** on a fake spike play on Pittsburgh's ensuing possession to give the Steelers a 30-29 lead.

But on Dallas' final drive, Elliott scored the game-winning touchdown.

GAME SUMMARY

	1	2	3	4	F
Cowboys (8-1)	10	3	10	12	35
STEELERS (4-5)	12	3	3	12	30

TEAM	Q	TIME	PLAY	DRIVE	SCORE
PIT	1	9:54	Bell 2 yd. pass from Roethlisberger (Pass failed)	8-38; 3:51	6-0
DAL	1	5:17	Bailey 37 yd. FG	10-42; 4:37	6-3
PIT	1	1:13	Rogers 3 yd. pass from Roethlisberger (Pass failed)	8-75; 4:04	12-3
DAL	1	0:12	Elliott 83 yd. pass from Prescott (Bailey kick)	2-75; 1:01	12-10
DAL	2	11:04	Bailey 53 yd. FG	6-25; 3:24	12-13
PIT	2	4:43	Boswell 39 yd. FG	10-54; 6:21	15-13
PIT	3	13:10	Boswell 25 yd. FG	7-68; 1:50	18-13
DAL	3	5:35	Bailey 46 yd. FG	14-46; 7:35	18-15
DAL	3	1:35	Bryant 50 yd. pass from Prescott (Bailey kick)	3-49; 1:48	18-23
PIT	4	7:51	Bell 1 yd. run (Pass failed)	6-46; 3:05	24-23
DAL	4	1:55	Elliott 14 yd. run (Pass failed)	10-75; 5:56	24-29
PIT	4	0:42	Brown 15 yd. pass from Roethlisberger (Pass failed)	5-75; 1:13	30-29
DAL	4	0:09	Elliott 32 yd. run (Pass failed)	5-75; 0:33	30-35

TEAM STATISTICS

	Cowboys	Steelers
1st Downs	20 (7-11-2)	30 (5-22-3)
3rd Downs	7-13 (54%)	4-10 (40%)
4th Downs	0-0 (0%)	0-0 (0%)
Total Net Yards	422	448
Plays-Avg.	59-7.2	66-6.8
Rushing Yards	127	48
Rush Att.-Avg.	25-5.1	19-2.5
Net Passing	295	400
Att.-Comp.-Int.	32-22-0	46-37-0
Sacks By	1-8	2-24
Punts-Avg.	3-48.3	4-43.5
Penalties	10-98	4-40
Fumbles-Lost	1-1	1-0
Time of Poss.	30:24	29:36

INDIVIDUAL STATISTICS

RUSHING Dal. - Elliott 21-114, 2 TDs; Morris 4-13.
Pit. - Bell 17-57, 1 TD; Roethlisberger 1-1; Brown 1-(-10).

PASSING Dal. - Prescott 32-22-0, 319, 2 TDs.
Pit. - Roethlisberger 46-37-0, 408, 3 TDs.

RECEIVING Dal. - Bryant 6-116, 1 TD; Witten 6-59; Beasley 5-33; Elliott 2-95, 1 TD; Morris 1-6; Williams 1-5; Whitehead 1-5.
Pit. - Brown 14-154, 1 TD; Bell 9-77, 1 TD; James 4-59; Rogers 4-42, 1 TD; Green 3-30; Hamilton 1-39; Grimble 1-5; Johnson 1-2.

GAME 10



Pittsburgh 24



Cleveland 9

NOVEMBER 20, 2016 FirstEnergy Stadium (67,431)



CLEVELAND - The Steelers defense recorded eight sacks and held the Browns to just 209 net yards, as Pittsburgh secured a 24-9 victory against Cleveland.

Pittsburgh controlled the clock for 20:37 in the first half. **K Chris Boswell** connected on two field goals, 32 and 33 yards, to give the Steelers a 6-0 lead. **RB Le'Veon Bell** scored on a one-yard run as the halftime whistle sounded, and the Steelers led 14-0 at the break. Bell finished with 146 rushing yards.

K Cody Parkey made a 24-yard field goal early in the third quarter to cut the Steelers lead to 14-3. Boswell made a 22-yarder late in the third quarter to give Pittsburgh a 17-3 advantage.

Cleveland's lone touchdown of the game came when QB Josh McCown threw a 14-yard pass to TE Gary Barnidge early in the fourth quarter.

Pittsburgh's defense sealed the game when **LB Ryan Shazier** forced a fumble on McCown, and the fumble was recovered in the endzone by **NT Javon Hargrave** for a touchdown.

GAME SUMMARY

	1	2	3	4	F
STEELERS (5-5)	3	11	3	7	24
Browns (0-11)	0	0	3	6	9

TEAM	Q	TIME	PLAY	DRIVE	SCORE
PIT	1	2:28	Boswell 32 yd. FG	16-82; 9:18	3-0
PIT	2	4:43	Boswell 33 yd. FG	16-68; 9:28	6-0
PIT	2	0:00	Bell 1 yd. run (Roethlisberger-Johnson pass)	11-59; 1:51	14-0
CLE	3	8:05	Parkey 24 yd. FG	11-48; 5:00	14-3
PIT	3	0:03	Boswell 22 yd. FG	15-71; 8:02	17-3
CLE	4	9:45	Barnidge 14 yd. pass from McCown (Kick failed)	11-75; 5:18	17-9
PIT	4	3:36	Hargrave fumble recovery in endzone (Boswell kick)	--:--	24-9

TEAM STATISTICS

	Steelers	Browns
1st Downs	24 [9-12-3]	17 [2-11-4]
3rd Downs	5-12 [42%]	4-15 [27%]
4th Downs	1-1 [100%]	5-5 [100%]
Total Net Yards	313	209
Plays-Avg.	64-4.9	62-3.4
Rushing Yards	146	33
Rush Att.-Avg.	28-5.2	13-2.5
Net Passing	167	176
Att.-Comp.-Int.	36-23-0	41-21-1
Sacks By	8-70	0-0
Punts-Avg.	3-50.0	3-46.3
Penalties	8-70	9-52
Fumbles-Lost	1-0	1-1
Time of Poss.	33:58	26:02

INDIVIDUAL STATISTICS

RUSHING	Pit. – Bell 28-146, 1 TD.
	Cle. – McCown 2-11; Crowell 8-10; Johnson Jr. 2-10; Kessler 1-2.
PASSING	Pit. – Roethlisberger 36-23-0, 167.
	Cle. – McCown 27-14-0, 118, 1 TD; Kessler 14-7-1, 128.
RECEIVING	Pit. – Brown 8-76, Bell 8-55; Rogers 4-20; Hamilton 2-11; James 1-5.
	Cle. – Pryor Sr. 5-97; Crowell 5-13; Coleman 4-39; Johnson Jr. 3-46; Barnidge 2-23, 1 TD; Hawkins 1-20; DeValve 1-8.

GAME 11  **Pittsburgh 28**  **Indianapolis 7**

NOVEMBER 24, 2016 *Lucas Oil Stadium (66,583)*



INDIANAPOLIS - QB Ben Roethlisberger threw three touchdown passes, all to **WR Antonio Brown**, to lift the Steelers to a 28-7 victory over the Indianapolis Colts on Thanksgiving.

Pittsburgh took an 7-0 lead on a five-yard touchdown run by **RB Le'Veon Bell** on the Steelers' first drive of the game. Late in the first quarter, Roethlisberger and Brown connected on a 25-yard touchdown to give the Steelers a 14-0 advantage.

The Colts' lone points of the game came on a five-yard pass from QB Scott Tolzien to WR Donte Moncrief early in the second quarter. On the Steelers' ensuing drive, Roethlisberger threw a 33-yard touchdown to Brown. The Steelers led 21-7 at halftime.

Pittsburgh's defense picked off Tolzien twice in the fourth quarter, one interception from **S Mike Mitchell** and another from **CB William Gay**. Roethlisberger's 22-yard touchdown to Brown late in the fourth quarter sealed the victory for Pittsburgh.

GAME SUMMARY

	1	2	3	4	F
STEELERS (6-5)	14	7	0	7	28
Colts (5-6)	0	7	0	0	7

TEAM	Q	TIME	PLAY	DRIVE	SCORE
PIT	1	9:10	Bell 5 yd. run (Boswell kick)	7:52; 4:19	7-0
PIT	1	1:06	Brown 25 yd. pass from Roethlisberger (Boswell kick)	7:58; 3:02	14-0
IND	2	13:02	Moncrief 5 yd. pass from Tolzien (Vinatieri kick)	6:47; 3:04	14-7
PIT	2	9:00	Brown 33 yd. pass from Roethlisberger (Boswell kick)	7:75; 4:02	21-7
PIT	4	5:30	Brown 22 yd. pass from Roethlisberger (Boswell kick)	4:64; 2:21	28-7

TEAM STATISTICS

	Steelers	Colts
1st Downs	16 (8-8-0)	18 (4-13-1)
3rd Downs	7-11 (64%)	8-15 (53%)
4th Downs	0-0 (0%)	2-4 (50%)
Total Net Yards	369	310
Plays-Avg.	50-7.4	63-4.9
Rushing Yards	148	91
Rush Att.-Avg.	29-5.1	23-4.0
Net Passing	221	219
Att.-Comp.-Int.	21-14-0	37-23-2
Sacks By	3-21	0-0
Punts-Avg.	4-44.3	2-46.0
Penalties	7-67	2-10
Fumbles-Lost	0-0	1-0
Time of Poss.	28:15	31:45

INDIVIDUAL STATISTICS

RUSHING Pit. – Bell 23-120, 1 TD; Toussaint 6-28.
Ind. – Todman 3-37; Gore 15-28; Turbin 2-20; Tolzien 3-6.

PASSING Pit. – Roethlisberger 20-14-0, 221, 3 TDs; Jones 1-0-0, 0.
Ind. – Tolzien 36-22-2, 205, 1 TD; McAffee 1-1-0, 35.

RECEIVING Pit. – Brown 5-91, 3 TDs; Bell 4-22; Green 2-67; Rogers 2-36; Hamilton 1-5.
Ind. – Moncrief 6-45, 1 TD; Allen 5-49; Hilton 3-54; Dorsett 3-31; Doyle 2-25; Turbin 2-[-2]; Swoope 1-35; Gore 1-3.



DECEMBER 4, 2016 Heinz Field (65,825)



PITTSBURGH - Pittsburgh's defense forced two turnovers and the Steelers offense controlled the clock, en route to a 24-14 victory over the Giants at Heinz Field.

Near the end of the first quarter, **LB James Harrison** was held in the endzone, and the result was a safety. On Pittsburgh's following possession, **K Randy Bullock** connected on a 44-yard field goal to give the Steelers a 5-0 lead.

The Giants were in Steelers territory midway through the second quarter. **QB Eli Manning** though was picked off by **LB Lawrence Timmons** at the two-yard line, and he returned it 58 yards. Three plays later, **QB Ben Roethlisberger** threw a 22-yard touchdown to **WR Antonio Brown**. **Bullock** made a 34-yarder prior to halftime, and the Steelers led 14-0 at the break.

Manning threw a 13-yard touchdown pass to **RB Rashad Jennings** to cut the lead to 14-7. On Pittsburgh's ensuing possession, **Roethlisberger** threw a 20-yard touchdown to **TE Ladarius Green** to give the Steelers a 21-7 lead.

Early in the fourth quarter, Manning was intercepted by **S Sean Davis** in the red zone. **Bullock** made a 38-yard field goal late in the fourth quarter to make it 24-7.

Manning's one-yard touchdown pass to **WR Sterling Shepard** gave the Giants their final points of the game.

GAME SUMMARY

	1	2	3	4	F
Giants (8-4)	0	0	7	7	14
STEELERS (7-5)	5	9	7	3	24

TEAM	Q	TIME	PLAY	DRIVE	SCORE
PIT	1	3:04	Penalty on Flowers in endzone for a safety	--:--	2-0
PIT	1	0:04	Bullock 44 yd. FG	7:38; 3:00	5-0
PIT	2	7:10	Brown 22 yd. pass from Roethlisberger (Pass failed)	3:40; 1:11	11-0
PIT	2	0:24	Bullock 34 yd. FG	15:54; 5:52	14-0
NY	3	6:30	Jennings 13 yd. pass from Manning (Gould kick)	2:17; 0:42	14-7
PIT	3	3:09	Green 20 yd. pass from Roethlisberger (Bullock kick)	7:88; 3:21	21-7
PIT	4	1:39	Bullock 38 yd. FG	11:48; 5:17	24-7
NY	4	0:26	Shepard 1 yd. pass from Manning (Gould kick)	5:52; 1:13	24-14

TEAM STATISTICS

	Giants	Steelers
1st Downs	16 (310-3)	20 (515-0)
3rd Downs	4-11 (36%)	7-15 (47%)
4th Downs	0-3 (0%)	1-1 (100%)
Total Net Yards	234	389
Plays-Avg.	55-4.3	69-5.6
Rushing Yards	56	117
Rush Att.-Avg.	14-4.0	30-3.9
Net Passing	178	272
Att.-Comp.-Int.	39-24-2	37-24-1
Sacks By	2-17	2-17
Punts-Avg.	4-44.3	4-37.0
Penalties	4-24	12-115
Fumbles-Lost	0-0	1-1
Time of Poss.	25:52	34:08

INDIVIDUAL STATISTICS

RUSHING N.Y. – Perkins 7-38; Jennings 6-19; Manning 1-(-1).
Pit. – Bell 29-118; Jones 1-(-1).

PASSING N.Y. – Manning 39-24-2, 195, 2 TDs.
Pit. – Roethlisberger 36-24-1, 289, 2 TDs;
Bell 1-0-0, 0.

RECEIVING N.Y. – Beckham, Jr. 10-100; Jennings 6-34, 1 TD;
Shepard 4-21, 1 TD; Tye 2-22; Adams 1-10; Lewis 1-8.
Pit. – Green 6-110, 1 TD; Bell 6-64; Brown 6-54, 1 TD;
James 3-32; Hamilton 2-11; Rogers 1-18.

GAME 13  **Pittsburgh 27**  **Buffalo 20**
DECEMBER 11, 2016 *New Era Field (69,657)*


BUFFALO - RB **Le'Veon Bell** set the single-game team record by rushing for 236 yards, as the Steelers beat the Bills 27-20 at New Era Field.

Bell scored on a three-yard run midway through the first quarter to give the Steelers a 7-0 lead. Early in the second quarter, Bell scored on a seven-yard run to give Pittsburgh a 14-0 advantage.

Buffalo QB Tyrod Taylor connected with WR Sammy Watkins on an eight-yard touchdown pass midway through the second quarter. Pittsburgh led 14-7 at halftime.

Midway through the third quarter, Bell scored his third rushing touchdown of the game, a five-yard run, to give the Steelers a 21-7 lead.

K Chris Boswell made a 37-yard field goal early in the fourth quarter to give the Steelers a 24-7 advantage. Buffalo mounted a comeback. Taylor threw a 40-yard touchdown pass to TE Charles Clay to cut the lead to 24-13. Boswell made a 39-yard field goal to extend Pittsburgh's lead to 27-13.

RB LeSean McCoy scored on a three-yard run with less than two minutes to go to cut the lead to 27-20. But Buffalo's onside kick attempt went out of bounds, sealing the victory for Pittsburgh.

Pittsburgh's defense recorded five sacks, including two from **LB Bud Dupree**.

GAME SUMMARY

	1	2	3	4	F
STEELERS (8-5)	7	7	7	6	27
Bills (6-7)	0	7	0	13	20

TEAM	Q	TIME	PLAY	DRIVE	SCORE
PIT	1	6:00	Bell 3 yd. run (Boswell kick)	8-71; 3:06	7-0
PIT	2	12:00	Bell 7 yd. run (Boswell kick)	10-61; 5:14	14-0
BUF	2	7:07	Watkins 8 yd. pass from Taylor (Carpenter kick)	3-7; 1:27	14-7
PIT	3	5:28	Bell 5 yd. run (Boswell kick)	10-82; 6:33	21-7
PIT	4	9:57	Boswell 37 yd. FG	6-29; 3:34	24-7
BUF	4	7:27	Clay 40 yd. pass from Taylor (Kick failed)	5-82; 2:30	24-13
PIT	4	3:38	Boswell 39 yd. FG	9-54; 3:49	27-13
BUF	4	1:25	McCoy 3 yd. run (Carpenter kick)	8-75; 2:13	27-20

TEAM STATISTICS

	Steelers	Bills
1st Downs	24 (14-9-1)	14 (4-9-1)
3rd Downs	6-14 (43%)	3-9 (33%)
4th Downs	1-1 (100%)	0-0 (0%)
Total Net Yards	460	275
Plays-Avg.	73-6.3	48-5.7
Rushing Yards	240	67
Rush Att.-Avg.	42-5.7	18-3.7
Net Passing	220	208
Att.-Comp.-Int.	31-17-3	25-15-1
Sacks By	5-20	0-0
Punts-Avg.	2-50.5	6-45.0
Penalties	6-45	7-46
Fumbles-Lost	0-0	0-0
Time of Poss.	38:41	21:19

INDIVIDUAL STATISTICS

RUSHING **Pit.** - Bell 38-236, 3 TDs; Toussaint 1-6; Roethlisberger 3-(-2).

Buf. - Gillislee 2-34; McCoy 12-27, 1 TD; Bush 1-4; Taylor 3-2.

PASSING **Pit.** - Roethlisberger 31-17-3, 220.

Buf. - Taylor 25-15-1, 228, 2 TDs.

RECEIVING **Pit.** - Brown 5-78; Bell 4-62; Rodgers 3-20; Green 2-25; Hamilton 1-15; Johnson 1-15; James 1-5.

Buf. - McCoy 6-81; Watkins 4-54, 1 TD; Clay 3-52, 1 TD; Woods 1-29; O'Leary 1-12.

GAME 14



Pittsburgh 24



Cincinnati 20

DECEMBER 18, 2016 Paul Brown Stadium (62,096)



CINCINNATI - QB Ben Roethlisberger threw a 24-yard touchdown pass to WR Eli Rogers to lift the Steelers to a come-from-behind victory, 24-20, over the Bengals at Paul Brown Stadium.

Teams exchanged field goals in the first quarter. With the game tied 3-3, QB Andy Dalton scored on a one-yard run to give Cincinnati a 10-3 advantage. RB Jeremy Hill scored on a four-yard run midway through the second quarter to give the Bengals a 17-3 lead.

K Chris Boswell made a 49-yard field goal midway through the second quarter to cut the lead to 17-6. K Randy Bullock's 22-yard field goal on the Bengals' ensuing drive made it 20-6. But it would be the last points the Bengals would score. Boswell made a 49-yard field goal prior to halftime, and the Steelers went into the break down 20-9.

Over the course of the second half, Boswell connected on three more field goals (40, 49 and 30), to cut the lead to 20-18. Boswell's six made field goals tied the Steelers' single-game record.

Trailing 20-18 midway through the fourth quarter, Roethlisberger led the team on a five-play, 69-yard drive that he capped off with the game-winning touchdown to Rogers.

GAME SUMMARY

	1	2	3	4	F
STEELERS (9-5)	3	6	6	9	24
Bengals (5-8-1)	10	10	0	0	20

TEAM	Q	TIME	PLAY	DRIVE	SCORE
CIN	1	7:39	Bullock 23 yd. FG	14-70; 7:21	0-3
PIT	1	3:42	Boswell 45 yd. FG	7-28; 3:57	3-3
CIN	1	0:00	Dalton 1 yd. run (Bullock kick)	8-64; 3:42	3-10
CIN	2	9:02	Hill 4 yd. run (Bullock kick)	10-82; 4:16	3-17
PIT	2	5:25	Boswell 49 yd. FG	8-50; 3:37	6-17
CIN	2	2:51	Bullock 22 yd. FG	7-22; 2:34	6-20
PIT	2	0:06	Boswell 49 yd. FG	11-54; 2:45	9-20
PIT	3	10:38	Boswell 40 yd. FG	9-53; 4:22	12-20
PIT	3	2:05	Boswell 49 yd. FG	9-39; 4:18	15-20
PIT	4	12:25	Boswell 30 yd. FG	6-22; 2:36	18-20
PIT	4	7:29	Rogers 24 yd. pass from Roethlisberger (Pass failed)	5-69; 3:22	24-20

TEAM STATISTICS


	Steelers	Bengals
1st Downs	26 [7-12-7]	19 [8-9-2]
3rd Downs	5-13 (38%)	6-12 (50%)
4th Downs	0-0 (0%)	1-1 (100%)
Total Net Yards	382	222
Plays-Avg.	66-5.8	56-4.0
Rushing Yards	97	76
Rush Att.-Avg.	29-3.3	28-2.7
Net Passing	285	146
Att.-Comp.-Int.	36-21-0	27-16-1
Sacks By	1-11	1-1
Punts-Avg.	1-40.0	3-47.0
Penalties	7-104	8-86
Fumbles-Lost	1-0	0-0
Time of Poss.	32:32	27:28

INDIVIDUAL STATISTICS

RUSHING	Pit. – Bell 23-93; Coates 2-9; Roethlisberger 4 (-5). Cin. – Hill 20-43, 1 TD; Burkhead 7-32; Dalton 1-1, 1 TD.
PASSING	Pit. – Roethlisberger 36-21-0, 286, 1 TD. Cin. – Dalton 27-16-1, 157.
RECEIVING	Pit. – Rogers 5-75, 1 TD; Green 5-72; Bell 5-38; Brown 3-58; Hamilton 1-21; Johnson 1-12; Coates 1-10. Cin. – LaFell 7-91; Burkhead 2-18; Core 2-13; Boyd 2-13; Eifert 1-9; Hill 1-8; Wright 1-5.

GAME 15  Pittsburgh 31  Baltimore 27

DECEMBER 25, 2016 Heinz Field (66,276)



PITTSBURGH - QB **Ben Roethlisberger** threw a game-winning four-yard touchdown pass to WR **Antonio Brown** to lift the Steelers to a 31-27 come-from-behind victory over the Ravens. With the win, the Steelers clinched the AFC North and earned the No. 3 seed in the AFC for the 2016 postseason.

Roethlisberger led the team on a nine-play, 87-yard drive on Pittsburgh's first possession that he capped off with a 20-yard touchdown pass to TE **Xavier Grimble**.

K Justin Tucker connected on field goals from 41 and 38 yards out prior to halftime, and the Steelers led 7-6 at the break.

QB Joe Flacco threw an 18-yard touchdown to WR Steve Smith, Sr. early in the third quarter to give the Ravens a 14-7 lead. K **Chris Boswell**'s 36-yard field goal cut the lead to 14-10. Tucker's two field goals (46 and 23 yards) increased Baltimore's lead to 20-10 early in the fourth quarter.

The Steelers scored two quick touchdowns to take a 24-20 lead. RB **Le'Veon Bell** scored on a seven-yard run, and Roethlisberger and Bell connected on a seven-yard touchdown pass.

FB Kyle Juszczyk scored on a 10-yard run to give Baltimore a 27-24 lead. Roethlisberger then led the team on a 10-play, 75-yard drive that he capped off with the game-winning touchdown to Brown.

GAME SUMMARY

	1	2	3	4	F
Ravens (8-7)	3	3	11	10	27
STEELERS (10-5)	7	0	3	21	31

TEAM	Q	TIME	PLAY	DRIVE	SCORE
PIT	1	7:12	Grimble 20 yd. pass from Roethlisberger (Boswell kick)	9-87; 5:17	7-0
BAL	1	5:50	Tucker 41 yd. FG	5-58; 1:22	7-3
BAL	2	0:18	Tucker 38 yd. FG	12-53; 3:23	7-6
BAL	3	13:26	Smith Sr. 18 yd. pass from Flacco (Flacco-Smith pass)	3-20; 1:21	7-14
PIT	3	9:35	Boswell 36 yd. FG	8-65; 3:51	10-14
BAL	3	1:28	Tucker 46 yd. FG	12-47; 8:07	10-17
BAL	4	14:18	Tucker 23 yd. FG	4-7; 1:19	10-20
PIT	4	11:41	Bell 7 yd. run (Boswell kick)	5-75; 2:37	17-20
PIT	4	7:16	Bell 7 yd. pass from Roethlisberger (Boswell kick)	6-90; 2:49	24-20
BAL	4	1:18	Juszczyk 10 yd. run (Tucker kick)	14-75; 5:58	24-27
PIT	4	0:09	Brown 4 yd. pass from Roethlisberger (Boswell kick)	10-75; 1:09	31-27

TEAM STATISTICS

	Ravens	Steelers
1st Downs	22 (9-11-2)	23 (9-12-2)
3rd Downs	9-17 (53%)	3-7 (43%)
4th Downs	0-1 (0%)	0-0 (0%)
Total Net Yards	368	406
Plays-Avg.	72-5.1	55-7.4
Rushing Yards	122	127
Rush Att.-Avg.	26-4.7	22-5.8
Net Passing	246	279
Att.-Comp.-Int.	44-30-1	33-24-2
Sacks By	0-0	2-16
Punts-Avg.	3-36.3	3-45.7
Penalties	7-95	4-45
Fumbles-Lost	2-0	0-0
Time of Poss.	34:37	25:23

INDIVIDUAL STATISTICS

RUSHING Bal. – Dixon 12-57; West 10-27; Campanaro 1-23; Juszczyk 2-15, 1 TD; Koch 1-0.
Pit. – Bell 20-122, 1 TD; Rogers 1-6; Roethlisberger 1-[-1].

PASSING Bal. – Flacco 44-30-1, 262, 1 TD.
Pit. – Roethlisberger 33-24-2, 279, 3 TDs.

RECEIVING Bal. – Pitta 8-75; Smith Sr. 7-79, 1 TD; Wallace 4-21; Perriman 3-32; West 3-28; Juszczyk 2-10; Waller 1-11; Boyle 1-5; Dixon 1-1.
Pit. – Brown 10-96, 1 TD; Rogers 4-84; James 4-49; Bell 3-15, 1 TD; Grimble 1-20, 1 TD; Ayers 1-9; Hamilton 1-6.



JANUARY 1, 2017 Heinz Field (55,921)



PITTSBURGH - QB Landry Jones threw a game-winning 26-yard touchdown pass to **WR Cobi Hamilton** in overtime to lift the Steelers to a 27-24 victory over the Browns.

The Steelers fell behind early, as **QB Robert Griffin** threw two touchdowns to give the Browns a 14-0 lead midway through the fourth quarter.

After a Browns' fumble in Steelers' territory, Jones threw an 11-yard touchdown pass to **RB DeAngelo Williams** prior to halftime. Pittsburgh trailed 14-7 at the break.

After a scoreless third quarter, Williams scored on a one-yard run to tie the game 14-14. Jones threw an 11-yard touchdown to **WR Demarcus Ayers** midway through the fourth quarter to give Pittsburgh a 21-14 lead.

Late in the fourth quarter, **RB George Atkinson III** scored on a five-yard run to tie the game 21-21. In overtime, **K Cody Parkey** made a 34-yard field goal to give Cleveland a 24-21 advantage.

Jones then led the team on a nine-play, 75-yard drive that he capped off with the game-winning touchdown pass to Hamilton.

GAME SUMMARY

	1	2	3	4	F	
Browns (1-15)	7	7	0	7	3	24
STEELERS (11-5)	0	7	0	14	6	27

TEAM	Q	TIME	PLAY	DRIVE	SCORE
CLE	1	7:48	DeValve 12 yd. pass from Griffin (Parkey kick)	8-55; 4:18	0-7
CLE	2	9:21	Barnidge 4 yd. pass from Griffin (Parkey kick)	11-67; 5:42	0-14
PIT	2	0:31	D. Williams 11 yd. pass from L. Jones (Boswell kick)	7-37; 1:30	7-14
PIT	4	13:21	D. Williams 1 yd. run (Boswell kick)	10-80; 5:01	14-14
PIT	4	5:14	Ayers 11 yd. pass from L. Jones (Boswell kick)	5-61; 2:20	21-14
CLE	4	3:28	Atkinson III 5 yd. run (Parkey kick)	3-68; 1:46	21-21
CLE	5	7:17	Parkey 34 yd. FG	17-65; 7:43	21-24
PIT	5	2:57	Hamilton 26 yd. pass from L. Jones (Boswell kick)	9-75; 4:20	27-24

TEAM STATISTICS

	Browns	Steelers
1st Downs	27 (12-13-2)	21 (5-15-1)
3rd Downs	8-15 (53%)	3-14 (21%)
4th Downs	0-0 (0%)	2-2 (100%)
Total Net Yards	437	312
Plays-Avg.	77-5.7	69-4.5
Rushing Yards	231	69
Rush Att.-Avg.	33-7.0	28-2.5
Net Passing	206	243
Att.-Comp.-Int.	40-29-1	37-24-1
Sacks By	4-34	4-26
Punts-Avg.	4-47.5	8-46.0
Penalties	5-37	9-43
Fumbles-Lost	4-3	1-0
Time of Poss.	38:54	33:09

INDIVIDUAL STATISTICS

RUSHING Cle. – Crowell 19-152; Atkinson III 7-34, 1 TD; Griffin 5-32; Coleman 1-9; Johnson Jr. 1-4.

Pit. – D. Williams 23-67, 1 TD; Toussaint 3-14; Ayers 2-(-12).

PASSING Cle. – Griffin 40-29-1, 232, 2 TDs.
Pit. – L. Jones 37-24-1, 277, 3 TDs.

RECEIVING Cle. – Pryor Sr. 7-94; Coleman 5-40; Barnidge 5-40, 1 TD; Hawkins 5-9; Crowell 3-16; Louis 2-12; DeValve 1-12, 1 TD; Vitale 1-(-1).

Pit. – Rogers 6-61; Ayers 5-44, 1 TD; Hamilton 3-54, 1 TD; D. Williams 3-27, 1 TD; Toussaint 2-24; James 2-16; Nix 2-5; Heyard-Bey 1-46.

AFC WILD CARD GAME, JANUARY 8, 2017 *Heinz Field (62,726)*



PITTSBURGH - RB Le'Veon Bell recorded 167 rushing yards, helping lift the Steelers to a 30-12 victory over the Miami Dolphins in the AFC Wild Card Game.

Pittsburgh raced to an early lead thanks to two touchdown passes from **QB Ben Roethlisberger** to **WR Antonio Brown**. The two connected on a 50-yard score and then on a 62-yard score to give the Steelers a 14-0 lead midway through the first quarter. **K Dustin Franks** got the Dolphins on the board late in the first quarter.

Early in the second quarter, Bell scored on a one-yard run to give Pittsburgh a 20-3 lead. Franks made a 47-yard field goal late in the second quarter, and the Steelers led 20-6 at the break.

The Steelers scored 10 points in the third quarter to seal the victory. **K Chris Boswell** made a 34-yard field goal, and Bell scored his second rushing touchdown of the game to make it 30-6. Miami got a late touchdown on **QB Mat Moore's** four-yard touchdown to **RB Damien Williams**.

Pittsburgh's defense forced three turnovers and recorded 5.0 sacks, which are tied for the most sacks in team history in a single game since sacks became an official statistic in 1982.

GAME SUMMARY

	1	2	3	4	F
Dolphins (10-7)	3	3	0	6	12
STEELERS (12-5)	14	6	10	0	30

TEAM	Q	TIME	PLAY	DRIVE	SCORE
PIT	1	12:15	Brown 50 yd. pass from Roethlisberger (Boswell kick)	5-85; 2:45	7-0
PIT	1	6:50	Brown 62 yd. pass from Roethlisberger (Boswell kick)	6-90; 3:10	14-0
MIA	1	3:06	Franks 38 yd. FG	7-39; 3:44	14-3
PIT	2	12:39	Bell 1 yd. run (Missed PAT)	10-83; 5:27	20-3
MIA	2	4:52	Franks 47 yd. FG	12-39; 7:47	20-6
PIT	3	6:32	Boswell 34 yd. FG	8-43; 4:16	23-6
PIT	3	2:05	Bell 8 yd. run (Boswell kick)	7-25; 4:18	30-6
MIA	4	5:57	Williams 4 yd. pass from Moore (Pass failed)	9-70; 4:20	30-12

TEAM STATISTICS

	Dolphins	Steelers
1st Downs	18 (1-16-1)	19 (9-7-3)
3rd Downs	6-14 (43%)	4-9 (44%)
4th Downs	2-4 (50%)	0-0 (0%)
Total Net Yards	305	367
Plays-Avg.	62-4.9	54-6.8
Rushing Yards	52	179
Rush Att.-Avg.	21-2.5	35-5.1
Net Passing	253	188
Att.-Comp.-Int.	36-29-1	18-13-2
Sacks By	1-9	5-36
Punts-Avg.	2-51.0	2-39.5
Penalties	6-64	6-60
Fumbles-Lost	3-2	0-0
Time of Poss.	32:02	27:58

INDIVIDUAL STATISTICS

RUSHING **Mia.** - Ajayi 16-33; Williams 3-14; Thomas 1-3; Moore 1-2.
Pit. - Bell 29-167, 2 TDs; Roethlisberger 4-10; D. Williams 2-2.

PASSING **Mia.** - Moore 36-29-1, 289, 1 TD.
Pit. - Roethlisberger 18-13-2, 197, 2 TDs.

RECEIVING **Mia.** - Landry 11-102; Stills 5-82; Sims 5-34; Parker 4-55; Ajayi 3-12; Williams 1-4, 1 TD.
Pit. - Brown 5-124, 2 TDs; Ayers 2-21; Bell 2-7; Rogers 1-19; Heyward-Bey 1-10; Hamilton 1-10; James 1-6.

GAME 18



Pittsburgh 18



Kansas City 16



AFC DIVISIONAL PLAYOFF, JANUARY 15, 2017 Arrowhead Stadium (75,678)



KANSAS CITY - K Chris Boswell made an NFL single-game postseason record six field goals, and **RB Le'Veon Bell** set the team's single postseason game rushing record, recording 170 yards, as they helped lift the Steelers to an 18-16 victory over the Kansas City Chiefs at Arrowhead Stadium.

Boswell's 22-yard field goal gave Pittsburgh the early 3-0 lead. Kansas City took its only lead of the game on QB Alex Smith's five yard touchdown pass to WR Albert Wilson.

Boswell made three field goals, 38 yards, 36 yards and 45 yards, to give Pittsburgh a 12-7 lead at halftime. Boswell's 43-yard field goal early in the third quarter increased Pittsburgh's lead to 15-7.

K Cairo Santos connected on a 43-yard field goal late in the third quarter to cut the Steelers' lead to 15-10. Boswell's final field goal of the game gave the Steelers an eight-point advantage, 18-10, early in the fourth quarter.

With less than three minutes remaining in the game, Chiefs' RB Spencer Ware scored on a one-yard run. Pittsburgh's defense stopped the Chiefs' two point try.

QB Ben Roethlisberger's first-down completion to **WR Antonio Brown** after the two-minute warning, sealed the victory for Pittsburgh.

GAME SUMMARY

	1	2	3	4	F
STEELERS (13-5)	6	6	3	3	18
Kansas City (12-5)	7	0	3	6	16

TEAM	Q	TIME	PLAY	DRIVE	SCORE
PIT	1	9:38	Boswell 22 yd. FG	11-66; 5:22	3-0
KC	1	6:09	Wilson 5 yd. pass from Smith (Santos kick)	6-55; 3:29	3-7
PIT	1	3:51	Boswell 38 yd. FG	7-55; 2:18	6-7
PIT	2	9:18	Boswell 36 yd. FG	14-53; 6:30	9-7
PIT	2	0:55	Boswell 45 yd. FG	9-28; 4:08	12-7
PIT	3	10:06	Boswell 43 yd. FG	7-49; 3:42	15-7
KC	3	0:10	Santos 48 yd. FG	7-16; 2:50	15-10
PIT	4	9:49	Boswell 43 yd. FG	10-45; 5:21	18-10
KC	4	2:43	Ware 1 yd. run (Pass failed)	13-75; 7:06	18-16

TEAM STATISTICS

	Steelers	Chiefs
1st Downs	20 (10-10-0)	16 (4-9-3)
3rd Downs	7-15 (47%)	2-9 (22%)
4th Downs	0-0 (0%)	2-2 (0%)
Total Net Yards	389	227
Plays-Avg.	66-5.9	49-4.6
Rushing Yards	171	61
Rush Att.-Avg.	34-5.0	14-4.4
Net Passing	218	166
Att.-Comp.-Int.	31-20-1	34-20-1
Sacks By	1-6	1-6
Punts-Avg.	1-35.0	4-45.8
Penalties	4-53	6-60
Fumbles-Lost	0-0	1-1
Time of Poss.	34:13	25:47

INDIVIDUAL STATISTICS

RUSHING Pit. – Bell 30-170; Roethlisberger 4-1.
K.C. – Ware 8-35, 1 TD; Hill 3-18; Smith 2-9; West 1-(-1).

PASSING Pit. – Roethlisberger 30-21-1, 224.
K.C. – Smith 34-20-1, 172, 1 TD.

RECEIVING Pit. – Brown 6-108; James 5-83; Rogers 5-27; Bell 2-(-4); Ayers 1-6; Hamilton 1-4.
K.C. – Kelce 5-77; Hill 4-77; Maclin 2-28; Conley 2-19; West 2-14; Wilson 2-3, 1 TD; Ware 2-1; Sherman 1-3.

GAME 19



New England 36



Pittsburgh 17



AFC CHAMPIONSHIP GAME, JANUARY 22, 2017 Gillette Stadium (66,829)



FOXBOROUGH - QB Tom Brady threw for 384 yards with three touchdowns to help lift the Patriots to a 36-17 victory over the Steelers in the AFC Championship Game.

New England led 10-0 at the end of the first quarter. K Stephen Gostkowski made a 31-yard field goal on the Patriots' opening drive, and Brady threw a 16-yard touchdown to WR Chris Hogan.

Early in the second quarter, RB DeAngelo Williams scored on a five-yard run to cut the lead to 10-6. But it would be the closest Pittsburgh would get the rest of the game.

Midway through the second quarter, Brady connected with Hogan again, this time for a 34-yard touchdown. **K Chris Boswell** made a 23-yard field goal late in the second quarter. New England led 17-9 at halftime.

The Patriots scored 19 unanswered points to put the game out of reach. Gostkowski made a 47-yard field goal. RB LeGarrette Blount scored on a one-yard run. Brady threw a 10-yard touchdown pass to WR Julian Edelman. And Gostkowski connected on a 26-yard field goal.

Pittsburgh's final points of the game came on a 30-yard touchdown pass from **QB Ben Roethlisberger** to **WR Cobi Hamilton**.

GAME SUMMARY

	1	2	3	4	F
STEELERS (13-6)	0	9	0	8	17
Patriots (16-2)	10	7	16	3	36

TEAM	Q	TIME	PLAY	DRIVE	SCORE
NE	1	13:08	Gostkowski 31 yd. FG	6-62; 1:52	0-3
NE	1	2:47	Hogan 16 yd. pass from Brady (Gostkowski kick)	11-80; 4:36	0-10
PIT	2	11:31	D. Williams 5 yd. run (Kick failed)	13-84; 6:16	6-10
NE	2	7:43	Hogan 34 yd. pass from Brady (Gostkowski kick)	9-82; 3:48	6-17
PIT	2	1:39	Boswell 23 yd. FG	15-70; 6:04	9-17
NE	3	9:59	Gostkowski 47 yd. FG	9-55; 3:11	9-20
NE	3	2:44	Blount 1 yd. run (Gostkowski kick)	8-88; 3:52	9-27
NE	3	1:35	Edelman 10 yd. pass from Brady (Kick failed)	4-28; 1:01	9-33
NE	4	6:24	Gostkowski 26 yd. FG	8-24; 3:50	9-36
PIT	4	3:36	Hamilton 30 yd. pass from Roethlisberger (Pass to D. Williams)	9-75; 2:48	17-36

TEAM STATISTICS

	Steelers	Patriots
1st Downs	22 [3-18-1]	26 [8-17-1]
3rd Downs	9-15 [60%]	11-17 [65%]
4th Downs	0-1 [0%]	0-0 [0%]
Total Net Yards	368	431
Plays-Avg.	67-5.5	71-6.1
Rushing Yards	54	57
Rush Att.-Avg.	20-2.7	27-2.1
Net Passing	314	374
Att.-Comp.-Int.	47-31-1	42-32-0
Sacks By	2-10	0-0
Punts-Avg.	4-38.5	2-48.5
Penalties	3-19	2-10
Fumbles-Lost	1-1	0-0
Time of Poss.	28:34	31:26

INDIVIDUAL STATISTICS

RUSHING Pit. - D. Williams 14-34, 1 TD; Bell 6-20.
N.E. - Blount 16-47, 1 TD; Lewis 6-11; White 1-0; Brady 4-[-1].

PASSING Pit. - Roethlisberger 47-31-1, 314, 1 TD.
N.E. - 42-32-0, 384, 3 TDs.

RECEIVING Pit. - Brown 7-77; Rogers 7-66; D. Williams 7-51; James 5-48; Hamilton 2-37, 1 TD; Coates 2-34; Johnson 1-1.
N.E. - Hogan 9-180, 2 TDs; Edelman 8-118, 1 TD; Bennett 5-32; White 3-8; Amendola 2-12; Lewis 2-8; Develin 1-13; Blount 1-8; Mitchell 1-5.

2016 Regular-Season Offense and Defense Starting Lineups

OFFENSE

Opponent	WR	LT	LG	C	RG	RT	TE	WR	QB	RB	FB
at Washington (9/12)	Brown	Villanueva	Foster	Pouncey	DeCastro	Gilbert	James	Coates	Roethlisberger	D. Williams	Rogers (WR)
Cincinnati (9/18)	Brown	Villanueva	Foster	Pouncey	DeCastro	Gilbert	James	Coates	Roethlisberger	D. Williams	Rogers (WR)
at Philadelphia (9/25)	Brown	Villanueva	Foster	Pouncey	DeCastro	Gilbert	James	Wheaton	Roethlisberger	D. Williams	Grimble (TE)
Kansas City (10/2)	Brown	Villanueva	Finney	Pouncey	DeCastro	Gilbert	James	Coates	Roethlisberger	Beil	Johnson (TE)
NY Jets (10/9)	Brown	Villanueva	Foster	Pouncey	DeCastro	Hubbard	James	Coates	Roethlisberger	Beil	Wheaton (WR)
at Miami (10/16)	Brown	Villanueva	Foster	Pouncey	DeCastro	Hubbard	James	Rogers	Roethlisberger	Beil	Hamilton (WR)
New England (10/23)	Brown	Villanueva	Foster	Pouncey	DeCastro	Hubbard	James	Hamilton	L. Jones	Beil	Nix
at Baltimore (11/6)	Brown	Villanueva	Foster	Pouncey	DeCastro	Gilbert	James	Grimble (TE)	Roethlisberger	Beil	Johnson (TE)
Dallas (11/13)	Brown	Villanueva	Foster	Pouncey	DeCastro	Gilbert	James	Hamilton	Roethlisberger	Beil	Rogers (WR)
at Cleveland (11/20)	Brown	Villanueva	Foster	Pouncey	DeCastro	Gilbert	James	Hubbard (TE)	Roethlisberger	Beil	Nix
at Indianapolis (11/24)	Brown	Villanueva	Foster	Pouncey	DeCastro	Gilbert	James	Hamilton	Roethlisberger	Beil	Rogers (WR)
NY Giants (12/4)	Brown	Villanueva	Foster	Pouncey	DeCastro	Gilbert	James	Hamilton	Roethlisberger	Beil	Johnson (TE)
at Buffalo (12/11)	Brown	Villanueva	Finney	Pouncey	DeCastro	Gilbert	Green	Hamilton	Roethlisberger	Beil	Rogers (WR)
at Cincinnati (12/18)	Brown	Villanueva	Foster	Pouncey	DeCastro	Gilbert	Green	Coates	Roethlisberger	Beil	Rogers (WR)
Baltimore (12/25)	Brown	Villanueva	Foster	Pouncey	DeCastro	Gilbert	James	Hamilton	Roethlisberger	Beil	Rogers (WR)
Cleveland (1/1)	Hamilton	Villanueva	Foster	Finney	DeCastro	Gilbert	Johnson	Ajers	Jones	Williams	Nix

DEFENSE

Opponent	LE	NT	RE	LOLB	LLLB	RILB	ROLB	RCLB	LCB	SS	FS
at Washington (9/12)	Heyward	Davis (DB)	Tuitt	Moats	Shazier	Timmons	J. Jones	Gay	Cockrell	Golden	Mitchell
Cincinnati (9/18)	Heyward	Hargrave	Tuitt	Moats	Shazier	Timmons	J. Jones	Gay	Cockrell	Golden	Mitchell
at Philadelphia (9/25)	Heyward	Hargrave	Tuitt	Moats	Shazier	Timmons	J. Jones	Gay	Cockrell	Golden	Mitchell
Kansas City (10/2)	Heyward	Hargrave	Tuitt	Moats	V. Williams	Timmons	Harrison	Gay	Cockrell	Dangerfield	Mitchell
NY Jets (10/9)	Heyward	Davis (DB)	Tuitt	Moats	V. Williams	Timmons	Harrison	Gay	Cockrell	Dangerfield	Mitchell
at Miami (10/16)	Mathews	Hargrave	Tuitt	Chickillo	V. Williams	Timmons	J. Jones	Gay	Cockrell	Golden	Mitchell
New England (10/23)	Mathews	Hargrave	Tuitt	Chickillo	V. Williams	Timmons	J. Jones	Gay	Cockrell	J. Jones	Mitchell
at Baltimore (11/6)	Heyward	Hargrave	Tuitt	Chickillo	Shazier	Timmons	J. Jones	Burns	Cockrell	Golden	Mitchell
Dallas (11/13)	Heyward	Hargrave	Tuitt	Chickillo	Shazier	Timmons	J. Jones	Burns	Cockrell	Golden	Mitchell
at Cleveland (11/20)	Mathews	Hargrave	Tuitt	Chickillo	Shazier	Timmons	Harrison	Burns	Cockrell	Davis	Mitchell
at Indianapolis (11/24)	Burns (CB)	Hargrave	Tuitt	Chickillo	Shazier	Timmons	Harrison	Gay	Cockrell	Davis	Mitchell
NY Giants (12/4)	Burns (CB)	Hargrave	Tuitt	Chickillo	Shazier	Timmons	Harrison	Gay	Cockrell	Davis	Mitchell
at Buffalo (12/11)	Dupree	Tuitt	Walton	Timmons	Shazier	McCullers	Harrison	Burns	Cockrell	Davis	Mitchell
at Cincinnati (12/18)	Walton	Hargrave	Tuitt	Dupree	Shazier	Timmons	Harrison	Burns	Cockrell	Davis	Mitchell
Baltimore (12/25)	Mathews	Hargrave	Walton	Dupree	Shazier	Timmons	Harrison	Burns	Cockrell	Davis	Mitchell
Cleveland (1/1)	Mathews	Hargrave	Walton	Dupree	Shazier	Timmons	Jones	Burns	Cockrell	Davis	Mitchell

2016 Top Regular-Season Individual Performances

OPPONENT

STEELERS

			RUSHING					
at MIA (10/16)	Jay Ajayi	25	Rushes	38	Le'Veon Bell	at BUF (12/11)		
at MIA (10/16)	Jay Ajayi	204	Yards	236	Le'Veon Bell	at BUF (12/11)		
CLE (1/1)	Isaiah Crowell	67	Long	60	Darius Heyward-Bey	at MIA (10/16)		
at MIA (10/16)	Jay Ajayi	2	TDs	3	Le'Veon Bell	at BUF (12/11)		
NE (10/23)	LeGarrette Blount	2						
DAL (11/13)	Ezekiel Elliott	2						

RECEIVING

			RECEIVING					
NYG (12/4)	Odell Beckham Jr.	10	Receptions	14	Antonio Brown	DAL (11/13)		
at PHI (9/25)	Darren Sproles	128	Yards	154	Antonio Brown	DAL (11/13)		
at BAL (11/16)	Mike Wallace	95	Long	53	Sammie Coates	CIN (9/18)		
CIN (9/18)	Giovani Bernard	1	TDs	3	Antonio Brown	at IND (11/24)		
at PHI (9/25)	Darren Sproles	1						
at PHI (9/25)	Jordan Matthews	1						
KC (10/2)	Travis Kelce	1						
KC (10/2)	Tyreek Hill	1						
NYJ (10/9)	Brandon Marshall	1						
NE (10/23)	Rob Gronkowski	1						
NE (10/23)	James White	1						
at BAL (11/6)	Mike Wallace	1						
DAL (11/13)	Dez Bryant	1						
DAL (11/13)	Ezekiel Elliott	1						
at CLE (11/20)	Gary Barnidge	1						
at IND (11/24)	Donte Moncrief	1						
NYG (12/4)	Rashad Jennings	1						
NYG (12/4)	Sterling Shepard	1						
at BUF (12/11)	Sammy Watkins	1						
at BUF (12/11)	Charles Clay	1						
BAL (12/25)	Steve Smith, Sr.	1						
CLE (1/1)	Gary Barnidge	1						
CLE (1/1)	Seth DeValve	1						

PASSING

			PASSING					
CIN (9/18)	Andy Dalton	54	Attempts	47	Ben Roethlisberger	NYJ (10/9)		
				47	Landry Jones	NE (10/23)		
CIN (9/18)	Andy Dalton	31	Completions	37	Ben Roethlisberger	DAL (11/13)		
CIN (9/18)	Andy Dalton	366	Yards	380	Ben Roethlisberger	NYJ (10/9)		
at BAL (11/6)	Joe Flacco	95	Long	72	Ben Roethlisberger	NYJ (10/9)		
at PHI (9/25)	Carson Wentz	2	TDs	5	Ben Roethlisberger	KC (10/2)		
KC (10/2)	Alex Smith	2						
NE (10/23)	Tom Brady	2						
NYG (12/4)	Eli Manning	2						
at BUF (12/11)	Tyrod Taylor	2						
at WAS (9/12)	Kirk Cousins	2	INTs	3	Ben Roethlisberger	at BUF (12/11)		
DAL (11/13)	Dak Prescott	2						
NYG (12/4)	Eli Manning	2						
CLE (1/1)	Robert Griffin III	2						

PUNT RETURNS

			PUNT RETURNS					
at BAL (11/6)	Devin Hester	3	Returns	4	Antonio Brown	at BUF (12/11)		
at CLE (11/20)	Duke Johnson Jr.	3						
CLE (1/1)	Mario Alford	3						
DAL (11/13)	Lucky Whitehead	44	Yards	51	Antonio Brown	NYJ (10/9)		
DAL (11/13)	Lucky Whitehead	39	Long	33	Antonio Brown	NYJ (10/9)		
		0	TDs	0				

KICKOFF RETURNS

			KICKOFF RETURNS					
at CIN (12/18)	Alex Erickson	5	Returns	3	Cobi Hamilton	CLE (1/1)		
at CIN (12/18)	Alex Erickson	166	Yards	50	Fitzgerald Toussaint	DAL (11/13)		
at CIN (12/18)	Alex Erickson	72	Long	44	Sammie Coates	at CIN (12/18)		
		0	TDs	0				

PUNTS

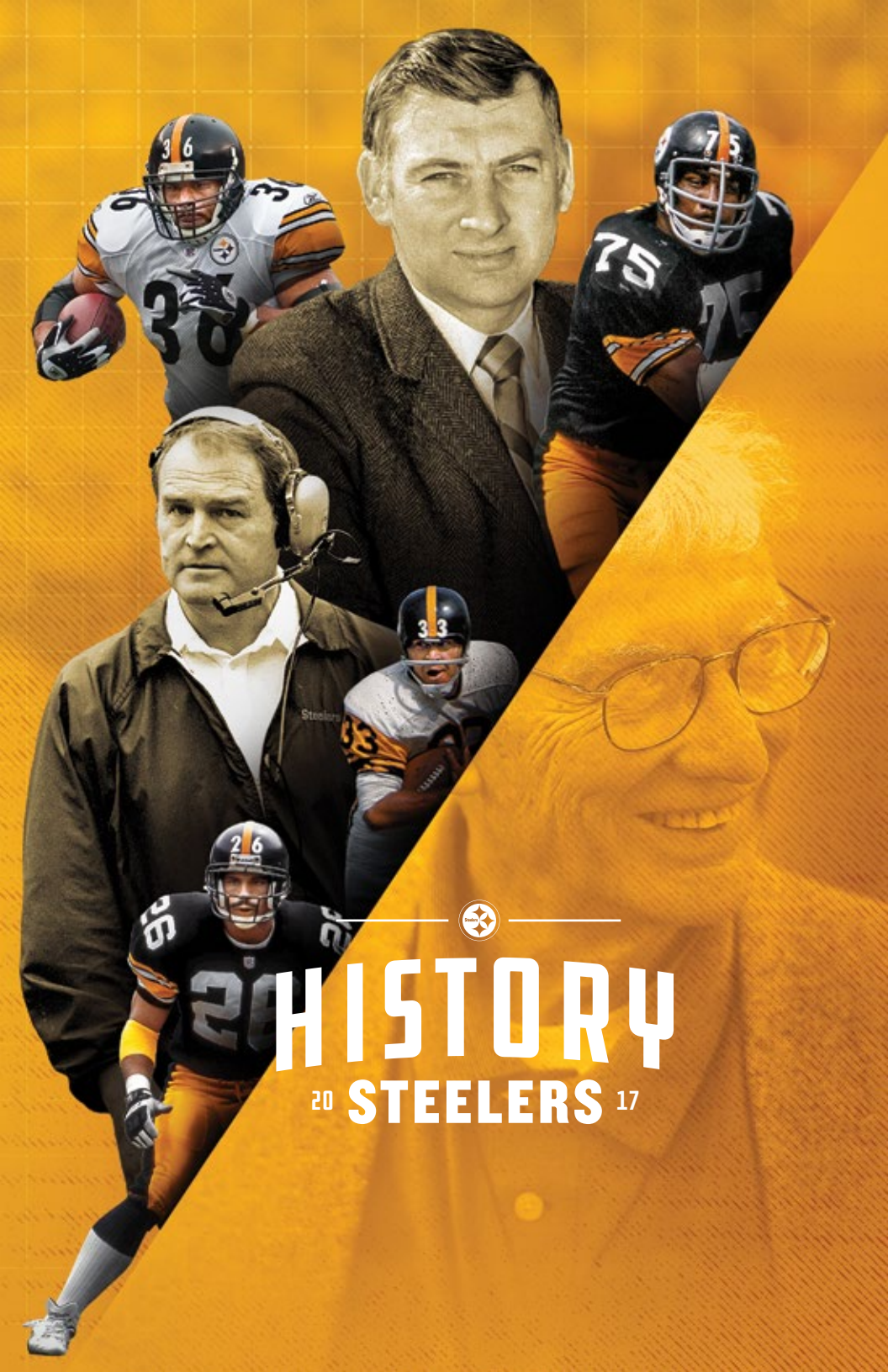
			PUNTS					
CIN (9/18)	Kevin Huber	9	Punts	10	Jordan Berry	at BAL (11/6)		
at BAL (11/6)	Sam Koch	9						
CIN (9/18)	Kevin Huber	407	Yards	431	Jordan Berry	at BAL (11/6)		
DAL (11/13)	Chris Jones	48.3	Avg.	55.0	Jordan Berry	at PHI (9/25)		
at IND (11/24)	Pat McAfee	46.0	Net	49.7	Jordan Berry	at PHI (9/25)		
KC (10/2)	Dustin Colquitt	58	Long	64	Jordan Berry	CLE (1/1)		
at BAL (11/6)	Sam Koch	5	In 20	5	Jordan Berry	CIN (9/18)		
NYJ (10/9)	Lachlan Edwards	2	Touchbacks	1	Jordan Berry	CIN (9/18)		
NE (10/23)	Ryan Allen	2		1	Jordan Berry	at IND (11/24)		
				1	Jordan Berry	at BUF (12/11)		

INTERCEPTIONS

			INTERCEPTIONS					
at WAS (9/12)	Bashaud Breeland	1	Interceptions	1	Ryan Shazier	at WAS (9/12)		
CIN (9/18)	Adam Jones	1		1	James Harrison	at WAS (9/12)		
CIN (9/18)	Dre Kirkpatrick	1		1	Jarvis Jones	KC (10/2)		
at PHI (9/25)	Rodney McLeod	1		1	Artie Burns	at BAL (11/6)		
at MIA (10/16)	Reshad Jones	1		1	Artie Burns	at CLE (11/20)		
at MIA (10/16)	Isa Abdul-Quddus	1		1	Mike Mitchell	at IND (11/24)		
NE (10/23)	Malcom Butler	1		1	William Gay	at IND (11/24)		
at BAL (11/6)	Timmy Jernigan	1		1	Lawrence Timmons	NYG (12/4)		
NYG (12/4)	Eli Apple	1		1	Sean Davis	NYG (12/4)		
at BUF (12/11)	Stephon Gilmore	1		1	Artie Burns	at BUF (12/11)		
at BUF (12/11)	Lorenzo Alexander	1		1	Lawrence Timmons	at CIN (12/18)		
at BUF (12/11)	Zach Brown	1		1	Ryan Shazier	BAL (12/25)		
BAL (12/25)	C. J. Mosley	1		1	Ryan Shazier	CLE (1/1)		
BAL (12/25)	Zachary Orr	1						
CLE (1/1)	Brian Boddy-Calhoun	1						
CLE (1/1)	Brian Boddy-Calhoun	67	Long Return TDs	58	Lawrence Timmons	NYG (12/4)		
		0		0				

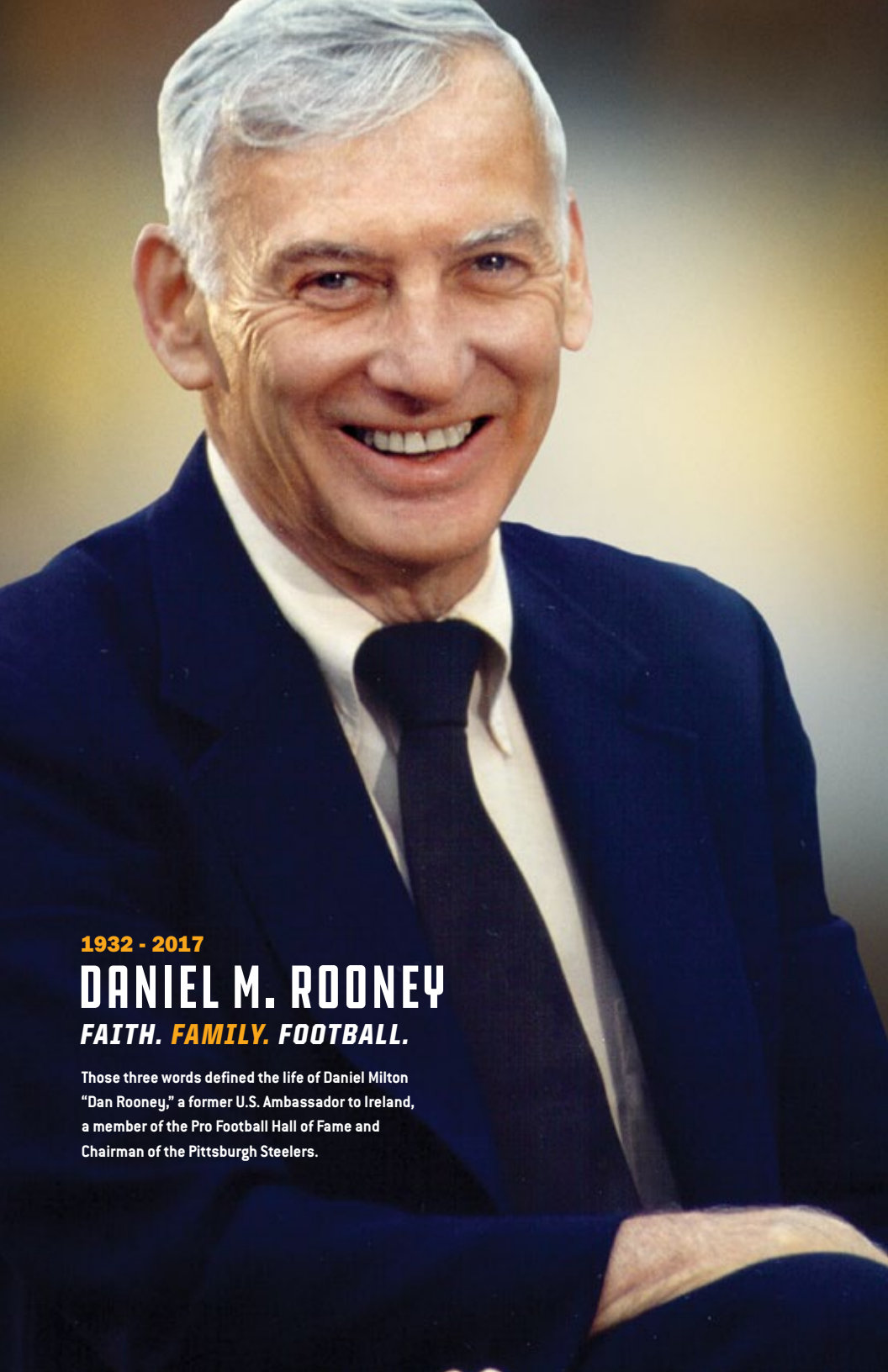
TACKLES

			TACKLES					
at WAS (9/12)	Mason Foster	14	Total	15	Vince Williams	KC (10/2)		
DAL (11/13)	Byron Jones	11	Solo	13	Vince Williams	KC (10/2)		
at WAS (9/12)	Will Compton	8	Assisted	6	Ryan Shazier	CIN (9/18)		
at PHI (9/25)	Fletcher Cox	2	Sacks	3.0	Cameron Heyward	KC (10/2)		
NYG (12/4)	Oliver Vernon	2.0						



HISTORY

20 STEELERS 17



1932 - 2017

DANIEL M. ROONEY

FAITH. FAMILY. FOOTBALL.

Those three words defined the life of Daniel Milton "Dan Rooney," a former U.S. Ambassador to Ireland, a member of the Pro Football Hall of Fame and Chairman of the Pittsburgh Steelers.

Mr. Rooney, born on Pittsburgh's North Side on July 20, 1932, graduated from North Catholic High School in 1950, where he quarterbacked the varsity football team. He went on to graduate from Duquesne University in 1955 with a Bachelor's Degree in accounting.

For nearly seven decades, Mr. Rooney held numerous positions within the Steelers organization, having worked in every area of the franchise. He was named president of the Steelers in 1975. As his father before him (Arthur Joseph Rooney, Sr.), he assumed the title of Chairman in May 2003.

Mr. Rooney joined his father in August 2000 as only the second father-son tandem to be enshrined in the Pro Football Hall of Fame.

Mr. Rooney was widely recognized as one of the National Football League's most influential executives and a peacemaker. Along with his love and dedication to the Steelers and the NFL, Mr. Rooney also dedicated himself to the community. He was the co-founder of the American Ireland Fund, and was a board member of the United Way of America, the American Diabetes Association, the Pittsburgh History and Landmarks Foundation, the Extra Mile Foundation and the University of Pittsburgh Medical Center.



▲ Teenage Dan Rooney with his father, Art Sr.



In 2002, Mr. Rooney was named chairman of the NFL Diversity Committee, which implemented what became known as the Rooney Rule. The Rooney Rule has drawn praise from both inside and outside the NFL for its impact in providing greater opportunities in coaching and NFL front office positions for minorities.

Mr. Rooney was named U.S. Ambassador to Ireland in 2009 by President Barack Obama and he held the position until his post concluded on December 14, 2012. Mr. Rooney is well-known in Ireland as one of the founders of the American Ireland Fund, which is dedicated to building bridges of peace, culture, and charity in Ireland and Northern Ireland. He also funded the annual Rooney Prize for Irish Literature to highlight the work of Irish writers under the age of 40 and was also actively involved in charities in the U.S.



▲ Dan Rooney in Art Sr.'s office

Mr. Rooney joined his father in August 2000 as only the second father-son tandem to be enshrined in the Pro Football Hall of Fame.

Steelers History

The fifth-oldest franchise in the NFL, the Steelers were founded on July 8, 1933, by Arthur Joseph Rooney. Originally named the Pittsburgh Pirates, they were a member of the Eastern Division of the 10-team NFL. The other four current NFL teams in existence at that time were the Chicago (Arizona) Cardinals, Green Bay Packers, Chicago Bears and New York Giants.

One of the great pioneers of the sports world, Art Rooney passed away on August 25, 1988, following a stroke at the age of 87. "The Chief", as he was affectionately known, is enshrined in the Pro Football Hall of Fame and is remembered as one of Pittsburgh's great people.

Born on January 27, 1901, in Coulterville, Pa., Art Rooney was the oldest of Daniel and Margaret Rooney's nine children. He grew up in Old Allegheny, now known as Pittsburgh's North Side, and until his death he lived on the North Side, just a short distance from where Three Rivers Stadium stood.

Rooney attended St. Peter's Parochial School and Duquesne University Prep School. He studied collegiately at Indiana (Pa.) Normal, which is now Indiana University of Pennsylvania, as well as at Georgetown and Duquesne.

An exceptional all-around athlete, Rooney held middleweight and welterweight titles from the AAU Boxing Championships and was named to the U.S. Olympic Boxing Team in 1920, although he did not participate in the Olympic Games. He played minor league baseball from 1920-25 before a promising career was cut short by an arm injury. Rooney continued playing football for several semi-pro teams in the Pittsburgh area. He was married on June 11, 1931, to Kathleen McNulty, and the couple had five sons — Daniel, Art Jr., Tim, John and Pat. In 1964, Rooney was inducted into the Pro Football Hall of Fame for his contributions to the growth of the NFL and the Pittsburgh Steelers.

By the mid-1960s, Rooney had begun to turn over much of the operation of the Steelers to his oldest son, Dan. After having worked in every area of the organization since 1955, Daniel M. Rooney was named president of the Steelers in 1975. In 2000, Dan Rooney was inducted into the Pro Football Hall of Fame. He joined his his father Art to form only the second father-son tandem to be inducted into the Hall of Fame. The late New York Giants owners Wellington Mara and his father Tim were the first.

Late Steelers' Chairman, Ambassador Dan Rooney spent 54 consecutive years with the organization before being named U.S. Ambassador to Ireland in 2009 by President Barack Obama. Rooney was required to move to Ireland in 2009 to fulfill his duties as ambassador.

As an NFL owner, Dan Rooney was widely recognized as one of the league's most influential executives and one of Pittsburgh's leading contributors to civic affairs. Among his community activities, Dan Rooney was the co-founder of the American Ireland Fund, and he was a board member of the United Way of America, the American Diabetes

Association, the Pittsburgh History and Landmarks Foundation, the Extra Mile Foundation and the University of Pittsburgh Medical Center.

Dan Rooney was a member of several NFL committees over the past 30-plus years. He served on the board of directors for the NFL Trust Fund, NFL Films and the Scheduling Committee. He was appointed chairman of the Expansion Committee in 1973, which considered new franchise locations and directed the addition of Seattle and Tampa Bay as expansion teams in 1976.

In 1976, Rooney was also named chairman of the Negotiating Committee, and in 1982 he contributed to the negotiations for the Collective Bargaining Agreement for the NFL and the Players' Association. He again played a key role in the labor agreement reached between NFL owners and players in 1993. Rooney was also largely responsible for developing the realignment plan and scheduling format that the NFL adopted prior to the 2002 season. In October 2002, he was also chairman of the NFL's Diversity in the Workplace Committee. Rooney is also Chairman of the Hall of Fame Committee. In February 1999, he was named the recipient of the Philadelphia Maxwell Football Club's Francis J. "Reds" Bagnell Award for outstanding contributions to the game of football.

Daniel M. Rooney was born on Pittsburgh's North Side on July 20, 1932. Was a 1950 graduate of North Catholic High School, where he played quarterback on the varsity football team. Rooney passed away on April 13, 2017 at the age of 84, survived by his wife of 66 years, Patricia, and seven of their nine children, 20 grandchildren and five great-grandchildren.

Dan Rooney was named Steelers' Chairman Emeritus in July 2009 after he was named United States Ambassador to Ireland. Rooney served as United States Ambassador until late 2012.


In 2003, Dan Rooney officially turned over the title of Steelers' team president to his oldest son, Arthur J. Rooney II, who had previously served as the team's vice president and general counsel. A 1978 graduate of the University of Pittsburgh where he majored in political science, Art II received his law degree from Duquesne University School of Law in 1982. He currently serves as Chairman of the NFL's Stadium Committee, and serves on numerous NFL boards, including the Legislative Committee, the Management Council Executive Committee, the International Committee, the Digital Media Committee, the Health and Safety Advisory Committee, the Chairmen's Committee, the Compensation Committee and the NFL Foundation.

Art Rooney II is also very active in the Pittsburgh community, devoting a substantial amount of his time to various organizations. He currently serves on the boards of the Pittsburgh Public Theater, Saint Vincent College, Senator John Heinz Western PA History Center, and the United Way of Southwestern Pennsylvania.



1901

January 27 – Arthur J. Rooney Sr. is born in Coulterville, Pa. He would eventually be affectionately known as "The Chief."



1933

July 8 – The Pittsburgh Pirates are founded by The Chief.

1933

Ray Kemp becomes the first African-American to play for the Steelers.



1932

July 20 – Daniel Milton Rooney is born on Pittsburgh's North Side.

Art ROONEY



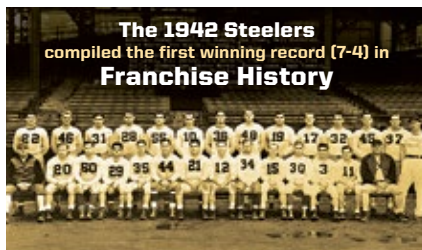
1930s

After founding the Pirates in 1933, Art Rooney watched his club struggle through its first seven seasons with just 22 wins and five different head coaches. While home games were played at Forbes Field, Rooney often took his team to such cities as Johnstown, Latrobe, Youngstown, New Orleans and Louisville in the 1930s due to competition with baseball and college football.

In 1938, Rooney signed Colorado All-America Byron "Whizzer" White to a \$15,800 contract, making White the first "big money" player in the NFL. White led the league in rushing that year and became one of the NFL's most illustrious alumni. He served 31 years as a Justice of the United States Supreme Court before retiring in 1993.

1940s

In 1940, Rooney changed the team name to the Pittsburgh Steelers, representing the heritage of Pittsburgh. The first winning record in the organization's history came in 1942 when head coach Walt Kiesling led the Steelers to a 7-4 finish with the league-leading rushing of rookie Bill Dudley. But the next year, Dudley joined the Armed Forces along with many other NFL players as the nation went to war. With rosters depleted, Rooney merged the Steelers with the Philadelphia Eagles in 1943 (Phil-Pitt "Steagles") and with the Chicago Cardinals (Card-Pitt) in 1944.



Rooney hired legendary Pitt coach Jock Sutherland in 1946, and Dudley returned from the war to earn NFL MVP honors, leading the league in rushing, interceptions and punt returns. Today, Dudley is a member of the Pro Football Hall of Fame.

Sutherland led the 1947 Steelers to an 8-4 record and a share of the Eastern division title, but they lost their first-ever postseason game 21-0 to Philadelphia. Sutherland died suddenly the following spring while on a scouting trip.

1950s

Succeeding Sutherland, John Michelosen was head coach for the 1948-51 seasons, compiling a 20-26-2 record. In 1952, Joe Bach returned for his second stint with the Steelers, having coached the team previously in 1935-36. The Steelers became the last team to abandon the single wing for the T-formation in 1952.

Bach resigned for health reasons following the 1954 season and was replaced by assistant coach Walt Kiesling, who had been the Steelers' head coach twice previously. Kiesling's three stints covered the 1939-40, 1941-44 and the 1954-56 campaigns.



1957

Lowell Perry becomes the NFL's first African-American assistant coach.



1938

Byron "Whizzer" White was paid an unheard-of \$15,800 to play one season for the Steelers.



1940

The Pittsburgh Pirates are officially renamed the Pittsburgh Steelers.

1942

November 22 – The Steelers defeat the Chicago Cards 19-3 to clinch their first winning season in team history.



1943

The Pittsburgh Steelers merge with the Philadelphia Eagles to form the "Steagles" as many rosters were depleted due to World War II.

1944

The Pittsburgh Steelers merge with the Chicago Cardinals (Card-Pitt) as many rosters were still depleted due to World War II.

1947

December 21 – The Steelers play their first postseason game, a 21-0 setback to the Philadelphia Eagles in the Eastern Division Playoffs.

Steelers History

1960s

Buddy Parker was named head coach in 1957 and over the next eight years he led the Steelers to five non-losing seasons. Hall of Fame quarterback Bobby Layne led the team through three of those campaigns, leading the Steelers to a 9-5 mark and a playoff game versus Detroit in 1962, which the Steelers lost 17-10. Parker completed his tenure with a 51-48-6 record and ranks fourth among all-time Steelers coaches for career wins.

On October 25, 1964, the Steelers made team history when they retired jersey No. 70 in honor of former defensive tackle Ernie Stautner. Stautner, who was inducted into the Pro Football Hall of Fame in 1969, became the first Steelers player to have his jersey retired.

Brief head coaching stints by Mike Nixon in 1965 and Bill Austin from 1966-68 preceded the hiring of 37-year-old Chuck Noll on January 27, 1969. Noll began to rebuild the Steelers through the draft, starting with the defense when he selected defensive tackle Joe Greene with his first choice in 1969. Today, Greene is a member of the Pro Football Hall of Fame, and joined Stautner as the only two players to have their jerseys retired by the team. Greene's No. 75 was officially retired on November 2, 2014.

70

1964

October 25 – The Steelers retire Ernie Stautner's No. 70, becoming the first jersey number to be retired in team history.



1969

January 27 – Chuck Noll is named head coach of the Steelers.



1969

January 28 – "Mean" Joe Greene is selected by the Steelers in the first round of the NFL Draft.



1970s

A 1-13 record in 1969 gave the Steelers the first overall choice in the 1970 draft, with which Noll addressed the offense by selecting quarterback Terry Bradshaw, another Hall of Famer, after the Steelers won the first selection by winning a coin toss with the Chicago Bears. Cornerback Mel Blount was added in the third round that year, followed by linebacker Jack Ham in 1971 and running back Franco Harris in 1972. In all, Noll drafted 10 players who are now enshrined in the Hall of Fame including three in his first 20 picks and four of his first 38.



Two significant changes took place in 1970. The Steelers moved from the NFL Century Division to the AFC Central with the merger of the American Football League and the NFL. The Steelers also moved into a new home as Three Rivers Stadium opened. Previously, the Steelers had played home games at Forbes Field from 1933-57 and at both Forbes Field and Pitt Stadium from 1958-63. From 1964-69, the Steelers played at Pitt Stadium until Three Rivers opened in 1970.

Gradual improvement in the early 1970s resulted in the team's first division title in 1972 with an 11-3 record. In the first playoff game at Three Rivers, the Steelers defeated the Oakland Raiders 13-7 with Franco Harris' "Immaculate Reception" in the final minute. Despite a 21-17 loss the following week to the undefeated Miami Dolphins, the Steelers had reached a new plateau.

1970

August 28 – Pittsburgh defeats the New York Giants, 21-6, in the first preseason game at Three Rivers Stadium.



1970

September 20 – The Steelers fall to the Houston Oilers 19-7 in their first regular-season game at Three Rivers Stadium.



1970

The Pittsburgh Steelers move from the NFL Century Division to the AFC Central with the merger of the American Football League and the NFL.

1972

December 23 – The Steelers win their first playoff game in dramatic fashion with a 13-7 victory over the Oakland Raiders on Franco Harris' "Immaculate Reception."





SUPER BOWL X, Steelers 21, Cowboys 17

It took 40 years for the Steelers to finally win their first division title, but over the next decade they achieved a level of success unprecedented in professional football.

In 1973, the Steelers won a wild card playoff berth with a 10-4 record. Oakland avenged their loss from the previous year, however, with a 33-14 defeat of the Steelers in the playoffs.

The Steelers won their first of six consecutive AFC Central titles in 1974 and marched past Buffalo (32-14) and Oakland (24-13) en route to their first Super Bowl appearance in Super Bowl IX. The fierce Pittsburgh defense led the way to a 16-6 victory over the Minnesota Vikings, and Art Rooney was presented the Vince Lombardi Trophy for the first time.

In 1975, the Steelers won 11 straight games to finish 12-2 and claimed their second consecutive division crown. After defeating Baltimore (28-10) and Oakland (16-10) in the playoffs, the Steelers became the third team in NFL history, joining Green Bay and Miami, to win back-to-back Super Bowls with a 21-17 defeat of the Dallas Cowboys in Super Bowl X.

1974

January 29, 1974 – The Steelers select future Hall of Famers Lynn Swann (first round), Jack Lambert (second), John Stallworth (fourth) and Mike Webster (fifth) in the NFL Draft. Many consider it the best draft in NFL history. Following the draft, the Steelers also signed free agent Donnie Shell, who went on to become one of the team's all-time best safeties.



Lynn Swann



Jack Lambert



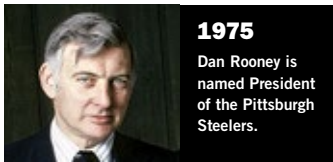
John Stallworth



Mike Webster

1975

January 12 – Pittsburgh defeats the Minnesota Vikings 16-6 to capture the team's first Super Bowl victory in Super Bowl IX in New Orleans' Tulane Stadium.



1975

Dan Rooney is named President of the Pittsburgh Steelers.

1976

January 18 – The Steelers win their second consecutive league championship with a 21-17 victory over the Dallas Cowboys in Super Bowl X in Miami, Fla.



The 1976 Steelers struggled to a 1-4 start before reeling off nine straight victories, including five shutouts, to win the division with a 10-4 mark. They defeated Baltimore 40-14 in the playoffs, but lost to Oakland 24-7 after both starting running backs, Franco Harris and Rocky Bleier, were injured. The following year the Steelers dropped a 34-21 decision to Denver in the first round of the playoffs after posting a 9-5 regular-season record.

In 1978, the Steelers made history after a league-best 14-2 regular season and playoff wins versus Denver (33-10) and Houston (34-5). Their 35-31 Super Bowl XIII win versus Dallas made the Steelers the first team to win three Super Bowls.

Yet another standard was set the following year when the 1979 Steelers defeated the Los Angeles Rams 31-19 in Super Bowl XIV to make them the first team in history to win four Super Bowls and the only team to win back-to-back Super Bowls twice. The Super Bowl victory followed a 12-4 regular season and playoff wins versus Miami (34-14) and Houston (27-13). With six consecutive AFC Central crowns, eight straight years of playoff appearances and four Super Bowl championships, the Steelers were tagged the "Team of the Decade" for the 1970s.

The 1970's Steelers were tagged "Team of the Decade."



Steelers History

1980s

As the 1980s opened the Steelers stumbled, failing to make the playoffs in 1980 and 1981 with records of 9-7 and 8-8.

In 1982, the Steelers celebrated the team's 50th anniversary by qualifying for the playoffs with a 6-3 finish in a strike-interrupted season. During the season an anniversary banquet was held to commemorate the team's first 50 seasons and to honor the Steelers' all-time team as selected by fan voting. Thousands of fans were attracted to Pittsburgh for a week of activities and exhibits before the anniversary season was ended by San Diego's 31-28 win in the playoffs. This would be the last playoff game at Three Rivers Stadium until the 1992 season, a span of 10 years.

The 1983 Steelers won their eighth division title with a 10-6 record, but fell in the postseason, 38-10, to the Los Angeles Raiders. The following year the Steelers won their ninth division crown and the team advanced to the AFC Championship game with a 24-17 playoff win at Denver. A 45-28 loss to Miami in the AFC Championship game prevented the Steelers from a fifth Super Bowl appearance.

The Steelers' streak of 13 consecutive non-losing seasons came to an end in 1985 with a 7-9 finish, followed by a 6-10 record in 1986. Playoff hopes remained alive in 1987 until the Steelers lost their last two games to finish 8-7 during the strike-shortened season.

In 1988, the team suffered through its worst campaign in 19 years with a 5-11 record. The next season got off to a similar start with losses of 51-0 and 41-10 in the first two games as the offense failed to score in the first month of the season. But the young team fought back to finish 9-7 and earn a wild card playoff berth on the season's first weekend. An exciting 26-23 overtime playoff win in Houston was followed by a heartbreaking 24-23 divisional playoff loss at Denver in which the Steelers led until the final minutes.

1990s

A 9-7 finish in 1990 left the Steelers in a three-way tie for the AFC Central lead, but they were eliminated from playoff contention by a 2-4 division record. The 1991 team finished second in the division despite a 7-9 record, winning the last two games under Noll at home against the Cincinnati Bengals and Cleveland Browns.

On December 26, 1991, Noll announced his retirement from football after 39 consecutive seasons, the last 23 as the Steelers' head coach, which made him one of only four men to coach the same team for 23 consecutive years. He left as the fifth-winningest coach in NFL history with an overall record of 209-156-1, and as the only coach to win four Super Bowls. Noll was rewarded in 1993 with his election to the Pro Football Hall of Fame in his first year of eligibility.

A new era began in 1992 with the retirement of Noll and the arrival of 34-year-old Bill Cowher, the National Football League's youngest head coach at the time he assumed control. In the first season of the new era, the Steelers won the AFC Central division crown for the first time since 1984 with an 11-5 record. While the team enjoyed new-found success, Cowher was recognized by the Associated Press as the NFL's Coach of the Year and six Steelers were selected to the Pro Bowl, the most in more than a decade.

Under Cowher the Steelers became the first AFC team since the 1970 merger to claim its 10th division title. Their 11-5 record equaled the best in the conference and gave the Steelers home field advantage throughout the playoffs. However, in the first postseason game at Three Rivers Stadium in exactly 10 years, the Steelers were defeated by eventual AFC Champion Buffalo, 24-3.



Tony DUNGY



STEELERS vs. RAMS

1980

January 6 – The Steelers weather the Pittsburgh elements as they defeat the Houston Oilers at a rain-soaked Three Rivers Stadium to advance to Super Bowl XIV.



1980

January 20 – The Steelers win their fourth Super Bowl championship by defeating the Los Angeles Rams 31-19 in Super Bowl XIV in Pasadena, Calif. They would be named the "Team of the Decade" of the 1970s.

1984

Tony Dungy is named defensive coordinator for the Steelers, becoming the NFL's first African-American coordinator.

1987

August 8 – "Mean" Joe Greene becomes the first player of the 1970s Steelers' teams to be inducted into the Pro Football Hall of Fame.



STEELERS HISTORY

In 1992, 34-year-old Bill Cowher became the National Football League's youngest head coach at the time. In his first season, the Steelers won the AFC Central division crown for the first time since 1984.

In 1993, the Steelers earned a wild card playoff berth, marking their first consecutive playoff appearances since the 1983-84 seasons. A 9-7 record was good for second place in the division, but the season ended in a 27-24 overtime loss at Kansas City in the AFC Wild Card game.

The 1994 Steelers won seven of their final eight regular-season games for their strongest finish since 1978. They captured their second division title in three years with an AFC-best 12-4 record. After a 29-9 victory over the Cleveland Browns in the first round of the playoffs, Pittsburgh hosted its first AFC Championship game since 1979. The game went down to the wire and the Steelers lost to the San Diego Chargers 17-13.



1995 AFC Championship, Steelers 20, Colts 16

At 38, Bill Cowher became the youngest head coach to lead his team to a Super Bowl appearance in 1995. Along the way, Cowher's team captured their third AFC Central division title in four years, made their fourth straight playoff appearance and won the Steelers' first AFC title since 1979. After a first-round bye, they defeated the Buffalo Bills (40-21) and the Indianapolis Colts (20-16), before losing to the Dallas Cowboys 27-17 in Super Bowl XXX in Tempe, Ariz.

In 1996, the Steelers finished 10-6 and earned their fifth consecutive trip to the playoffs. Cowher ended the season with 57 career victories, ranking him as the second winningest coach in team history, behind his predecessor Noll.

The Steelers captured their fourth consecutive AFC Central title in 1997 while posting an 11-5 record. They were one play away from earning their sixth Super Bowl appearance but lost to Denver 24-21 in the AFC Championship game.

In 1998, the Steelers finished a disappointing 7-9, losing their last five regular-season games and missing the playoffs for the first time under Cowher.

The Steelers suffered their second consecutive losing season in 1999, when their record fell to 6-10.



1988

August 25 – Art Rooney Sr. passes away at the age of 87 following a stroke.

1991
December 26 – Chuck Noll announces his retirement.



1992

January 21 – Bill Cowher is named head coach of the Pittsburgh Steelers.

1996
January 28 – The Steelers fall to the Dallas Cowboys 27-17 in Super Bowl XXX in Phoenix, Ariz.
Pictured: Neil O'Donnell

Steelers History

2000s

After starting the 2000 season with a 0-3 record, the Steelers rebounded to finish the year at 9-7 and barely missed the playoffs.

However, 2000 will be remembered most for being the final season for the Steelers at Three Rivers Stadium. The Steelers were 4-4 during their final season at Three Rivers Stadium, including victories in four of their final six home games. The Steelers won their final game at Three Rivers 24-3 against the Washington Redskins on Dec. 16.

The Steelers finished 31 seasons at Three Rivers Stadium (1970-2000) with a 182-72 home record, including the postseason. The Steelers recorded their largest regular-season home attendance figures [440,428] since 1998 in the final season, including a season-high 58,183 fans during the final game in stadium history.

The Steelers began a new era in team history in 2001 with the opening of their new stadium, Heinz Field. The Steelers posted an AFC-best 13-3 regular-season record, including a 7-1 mark at home, and advanced to the AFC Championship Game.

The inaugural game at Heinz Field was originally scheduled to be a nationally televised Sunday Night game on Sept. 16. However, the September 11 terrorist attacks on America forced the NFL to postpone all games that weekend — which were eventually rescheduled for the end of the season. As a result, the Steelers opened Heinz Field on Sunday, Oct. 7 with a 16-7 win against the Cincinnati Bengals.



2003

Art Rooney II is named President of the Pittsburgh Steelers.

The Steelers defeated the defending Super Bowl Champion Baltimore Ravens 27-10 in the AFC Divisional Playoffs, in the first-ever postseason game played at Heinz Field. However, they suffered a disappointing 24-17 loss at home in the AFC Championship Game to the eventual Super Bowl-champion New England Patriots.

After an 0-2 start in 2002, the Steelers rallied to make the playoffs for the second consecutive season. However, the team's Super Bowl hopes ended when they lost, 34-31, in overtime to the Tennessee Titans on the road.

.714 Home Win Percentage



2000

July 29 – Dan Rooney is inducted into the Pro Football Hall of Fame.

2000

December 16 – The Steelers defeat the Washington Redskins 24-3 in the final game at Three Rivers Stadium.



2001



August 25 – Pittsburgh defeats the Detroit Lions 20-7 in its first preseason game at Heinz Field.

2003

October 26 – The Steelers host the St. Louis Rams at Heinz Field, marking the 1,000th game in team history.

Steelers History

The Steelers began the 2003 season with a 34-15 victory against AFC North rival Baltimore Ravens. However, the team never regained that magic and finished the year with a 6-10 record and missed the playoffs for the first time in three seasons.

The Steelers set a team record in 2004 by becoming the first AFC team to win 15 games (15-1) in the regular season. They ultimately advanced to the AFC Championship Game where they lost to the New England Patriots, 41-27. Nine Steelers were selected to play in the AFC-NFC Pro Bowl, the team's most since the 1979 season.

Pittsburgh found itself sitting at 7-5 after 12 games in 2005, but rallied to win its final four regular-season games to earn the AFC's sixth seed in the playoffs. The Steelers then won an unprecedented three straight road playoff games to gain a berth in Super Bowl XL in Detroit versus the Seattle Seahawks.



2006

February 5 – The Pittsburgh Steelers win their fifth Super Bowl title with a 21-10 victory over the Seattle Seahawks in Super Bowl XL in Detroit.



2007

January 5 – Bill Cowher steps down as head coach of the Pittsburgh Steelers.

January 22 – Mike Tomlin is named head coach of the Pittsburgh Steelers.



MIKE TOMLIN was hired on *January 22, 2007*.

The Steelers captured their fifth Super Bowl title with a 21-10 victory over the Seahawks as wide receiver Hines Ward was named MVP, finishing with five receptions for 123 yards. Ward also hauled in a game-clinching 43-yard TD pass from Antwaan Randle El on a gadget play midway through the fourth quarter.

The 2006 season saw the Bill Cowher era come to an end with the Steelers finishing the season winning six of their final eight games to post an 8-8 record on the year.

On January 5, 2006, Bill Cowher resigned as Steelers head coach with a 161-99-1 overall record, second-best in team history.

The Steelers hired 34-year old Mike Tomlin as the team's head coach on January, 22, 2007, becoming the NFL's youngest head coach at the time.



STEELERS HISTORY

James Harrison's 100-yard interception return for a touchdown is the longest interception return in Super Bowl history and helped the Steelers earn their sixth title.

2009

February 1 – The Steelers establish an NFL record by winning their sixth Super Bowl title with a 27-23 victory over the Arizona Cardinals in Super Bowl XLIII in Tampa, Fla.



2011

January 23 – The Steelers host the N.Y. Jets in the AFC Championship Game in front of a Heinz Field-record crowd of 66,662.

Steelers History

Mike TOMLIN



Tomlin became the second first-year coach in team history to make the playoffs in 2007. The Steelers finished with a 10-6 overall record and won the AFC North division title.

Tomlin became the first coach in franchise history to win a division title in each of his first two seasons when the Steelers captured their second consecutive AFC North division title with a 12-4 record in 2008. They went on to defeat the San Diego Chargers and Baltimore Ravens to gain a berth in Super Bowl XLIII in Tampa, Fla., versus the Arizona Cardinals.

The Steelers became the first NFL franchise to capture six Super Bowl titles when they defeated the Cardinals 27-23. With the victory, Tomlin became the youngest coach to win a Super Bowl in NFL history [36 years, 323 days]. Wide receiver Santonio Holmes was named MVP after hauling in the game-winning six-yard touchdown pass from Ben Roethlisberger with 35 seconds remaining in regulation.

2012

The Steelers celebrate their 80th season in the NFL.



2011

February 6 – The Steelers fall short in their quest for their seventh Super Bowl, losing 31-25 to the Green Bay Packers in Super Bowl XLV.



2014

The Steelers celebrate the 40th Anniversary of the team's first championship and honor late head coach Chuck Noll.



The Steelers added to their legacy, making it all the way to Super Bowl XLV after a 12-4 record during the 2010 season. The Steelers could not overcome an early 18-point deficit and fell to the Green Bay Packers 31-25. Despite the loss, the Steelers still hold the NFL record for most Super Bowl victories with six.

The team donned a CHN commemorative patch in honor of the late Chuck Noll during the 2014 season. The team also retired Joe Greene's No. 75, all during its year of celebrating the team's 40th anniversary of its first championship with a uniform patch in 2014.

On April 13, 2017, the Steelers lost their Hall of Fame owner and Chairman, Ambassador Dan Rooney. The team will don a commemorative patch in honor of the late Mr. Rooney throughout the 2017 season.

1932 - 2017 DANIEL M. ROONEY



2014

The Steelers retire Joe Greene's #75, only the second number in franchise history to be retired





JANUARY 12, 1975 *Tulane Stadium (80,997)*



NEW ORLEANS — The Steelers made their first appearance in the Super Bowl and captured their first NFL Championship with a 16-6 victory over Minnesota.

The veteran Vikings, meanwhile, had been to the Super Bowl twice before. The Vikings had a savvy leader in QB Fran Tarkenton. The Steelers had a strong defense but their quarterback, Terry Bradshaw, was unproven.

The first half was dominated by defense. Pittsburgh concentrated on the middle of the Minnesota offensive line. One defensive tackle, Ernie Holmes, played over Vikings' Mick Tingelhoff, while the other tackle, Joe Greene, lined up at an angle pointed directly at Tingelhoff. Holmes sometimes took on the Vikings' center directly, allowing Greene to knife through and pursue Tarkenton. At other times, Greene would smash into Tingelhoff while Holmes looped behind him.

The only score in the first half was a safety registered by the Steelers. Fran Tarkenton fumbled a handoff to Dave Osborn, scrambled to recover the ball in the end zone, and was downed by Pittsburgh's Dwight White.

Leading 2-0, Pittsburgh kicked to Minnesota to open the second half and the Vikings' Bill Brown fumbled and Marv Kellum recovered for Pittsburgh at the Minnesota 30. The Steelers took four plays to go the distance, with Franco Harris taking the ball in from the nine-yard line.

Harris was named game MVP. He ran for 158 yards on 34 tries, while Rocky Bleier added 65 yards on 17 carries. Minnesota, meanwhile, managed only 17 yards rushing.

Denied on the ground, the Vikings weren't much better in the air. Tarkenton, under constant pressure from Greene, Holmes, White and L.C. Greenwood, completed only 11-of-26 attempts for 102 yards—an average of fewer than four yards per pass.

Despite their dominance, Pittsburgh's 9-0 lead was far from safe, and it narrowed to 9-6 in the final quarter when Matt Blair blocked Bobby Walden's punt, and Terry Brown recovered it in the end zone.

After that touchdown, Pittsburgh put the game on ice with a drive that began on its 34. The big play of the drive was a 30-yard toss from Bradshaw to Larry Brown, who later scored the final touchdown.

Soon after the ensuing kickoff, Pittsburgh's Mike Wagner intercepted a Tarkenton pass, and the Steelers held possession until the game was nearly over.

GAME SUMMARY

	1	2	3	4	F	
STEELERS	0	2	7	7	16	
Vikings	0	0	0	6	6	

TEAM	Q	TIME	PLAY	DRIVE	SCORE
PIT	2	7:51	Safety (White downed Tarkenton in end zone)	—; —	2-0
PIT	3	13:25	Harris 9 yd. run (Gerela kick)	4:30; 1:24	9-0
MIN	4	10:33	Brown recovered blocked punt (Kick failed)	—; —	9-6
PIT	4	3:31	Brown 4 yd. pass from Bradshaw (Gerela kick)	11:66; 6:47	16-6

TEAM STATISTICS

	Steelers	Vikings
1st Downs	17 (11-5-1)	9 (2-5-2)
3rd Downs	7-18 (39%)	5-12 (42%)
4th Downs	0-2 (0%)	0-0 (0%)
Total Net Yards	333	119
Plays-Avg.	73-4.6	47-2.5
Rushing Yards	249	17
Rush Att.-Avg.	57-4.4	21-0.8
Net Passing	84	102
Att.-Comp.-Int.	14-9-0	26-11-3
Sacks By	0-0	2-12
Punts-Avg.	7-34.7	6-37.2
Penalties	8-122	4-18
Fumbles-Lost	4-2	3-2
Time of Poss.	38:47	21:13

INDIVIDUAL STATISTICS

RUSHING	Pit. — Harris 34-158, 1 TD; Bleier 17-65; Bradshaw 5-33; Swann 1-(-). Min. — Foreman 12-18; Tarkenton 1-0; Osborn 8-(-1).
PASSING	Pit. — Bradshaw 14-9-0, 96, 1 TD. Min. — Tarkenton 26-11-3, 102.
RECEIVING	Pit. — Brown 3-49, 1 TD; Stallworth 3-24; Bleier 2-11; Lewis 1-12. Min. — Foreman 5-50; Voigt 2-31; Osborn 2-7; Gilliam 1-16; Reed 1-(-2).



JANUARY 18, 1976 Miami Orange Bowl (80,197)



MIAMI — What were, at the time, the two most popular teams in the NFL met in Super Bowl X, and the contrast between their styles was as great as the hue of their jerseys.

The glitzy, white-clad Dallas Cowboys—"America's Team"—combined a high-tech offense and a state-of-the-art Flex Defense to put on a dazzling show each Sunday. They were easy to like, and for once, they even had something of an underdog aura, having reached the Super Bowl as a Wild Card team. The black-clad Pittsburgh Steelers, out to defend their Super Bowl victory of the year before, lived by a Steel-hard defense occasionally spelled by a grind-it-out running attack that would have been at home in the NFL of the 1930s.

The Cowboys struck first when Roger Staubach zeroed in on Drew Pearson for a 29-yard touchdown pass.

Before the end of the first quarter, Pittsburgh evened the score on a seven-yard pass from Terry Bradshaw to Randy Grossman. Setting up the score was a 32-yard pass to Lynn Swann, whose health was questionable because of a concussion he had suffered in the AFC Championship Game. Swann outleaped a Dallas defender, then magically kept both feet inside the sideline to make the catch.

Dallas reclaimed the lead at 10-7 only 15 seconds into the second quarter when Toni Fritsch booted a 36-yard field goal.

Later, Pittsburgh's Roy Gerela, playing at less than 100 percent because of a cracked rib he suffered making a tackle on the opening kickoff, shanked a field-goal try and Dallas went to the locker room with a 10-7 lead.

Defense continued to dominate in the scoreless third quarter. Pittsburgh sacked Staubach seven times during the game and forced him to scramble on numerous occasions. Moreover, they pressured him into an uncharacteristic three interceptions.

One of the interceptions set up another field-goal try by Gerela, but he pulled it left from 33 yards. Dallas' Cliff Harris mockingly patted him on the helmet, only to be unceremoniously dumped on his hip pads by irate Steeler Jack Lambert. The inspired Steelers dominated after that.

In the fourth quarter, Steelers' reserve Reggie Harrison blocked Mitch Hoopes's punt. The ball rolled through the end zone for a safety to cut the Cowboys' lead to 10-9. Gerela, who'd donned a corset to protect his ribs, regained his kicking touch with field goals of 36 and 18 yards to put the Steelers in front 15-10.

With 3:02 left in the game, Bradshaw lofted a long pass to game MVP Swann, who caught the ball at the five and took it over the goal line to complete a 64-yard lightning strike. Swann finished the day with 161 yards on four catches, a 40.3 average-per-catch. Gerela missed the extra point.

It took Staubach only 1:14 to get the touchdown back, completing a drive with a 34-yard bulls-eye to Percy Howard—the only pass Howard caught during his entire career.

Terry Hanratty replaced Bradshaw, still woozy from the hit suffered after his touchdown pass to Swann, but the Steelers were stalled on a fourth-and-nine at the Dallas 41 with almost a minute and a half to go. Coach Noll feared a blocked kick and called for a Rocky Bleier run that gained only two yards. Noll was gambling that his defense could stop the Cowboys.

Trailing only 21-17, Staubach had the ball back with more time than he usually needed to negotiate 61 yards. The Cowboys reached Pittsburgh's 38. With five seconds left, Staubach launched his final pass into the end zone. Pittsburgh's Mike Wagner batted the ball, which was intercepted by Glen Edwards and the Steelers had their second consecutive Super Bowl victory.

GAME SUMMARY

	1	2	3	4	F
Cowboys	7	3	0	7	17
STEELERS	7	0	0	14	21

TEAM	Q	TIME	PLAY	DRIVE	SCORE
DAL	1	10:24	D. Pearson 29 yd. pass from Staubach (Fritsch kick)	1-24; 0:08	0-7
PIT	1	5:57	Grossman 7 yd. pass from Bradshaw (Gerela kick)	8-67; 4:16	7-7
DAL	2	14:45	Fritsch 36 yd. FG	11-46; 6:01	7-10
PIT	4	11:28	Safety (Harrison blocks kick)	—;—	9-10
PIT	4	8:41	Gerela 36 yd. FG	7-25; 2:36	12-10
PIT	4	6:37	Gerela 18 yd. FG	4-6; 1:45	15-10
PIT	4	3:06	Swann 64 yd. pass from Bradshaw (Kick failed)	3-70; 1:23	21-10
DAL	4	1:48	Howard 34 yd. pass from Staubach (Fritsch kick)	5-80; 1:06	21-17

TEAM STATISTICS

	Cowboys	Steelers
1st Downs	14 (6-8-0)	13 (7-6-0)
3rd Downs	4-15 (28%)	8-21 (38%)
4th Downs	1-1 (100%)	0-3 (0%)
Total Net Yards	270	339
Plays-Avg.	62-4.4	67-5.1
Rushing Yards	108	149
Rush Att.-Avg.	31-3.5	46-3.2
Net Passing	162	190
Att.-Comp.-Int.	24-15-3	19-9-0
Sacks By	2-19	7-42
Punts-Avg.	7-35.0	4-39.8
Penalties	2-20	0-0
Fumbles-Lost	4-0	4-0
Time of Poss.	30:30	29:30

INDIVIDUAL STATISTICS

RUSHING Dal. — Newhouse 16-56; Staubach 5-22; Dennison 5-16; Pearson 5-14.
Pit. — Harris 27-82; Bleier 15-51; Bradshaw 4-16.

PASSING Dal. — Staubach 24-15-3, 204, 2 TDs.
Pit. — Bradshaw 19-9-0, 209, 2 TDs.

RECEIVING Dal. — P. Pearson 5-53; Young 3-31, 1 TD; D. Pearson 2-59, 1 TD; Newhouse 2-12; Howard 1-34, 1 TD; Fugett 1-9; Dennison 1-6.
Pit. — Swann 4-161, 1 TD; Stallworth 2-8; Harris 1-26; Grossman 1-7, 1 TD; Brown 1-7.



Pittsburgh 35



Dallas 31

JANUARY 21, 1979 *Miami Orange Bowl (78,656)*

MIAMI — This was more than just the first rematch in Super Bowl history: It re-staged what many still consider the most enjoyable and dramatic Super Bowl battle to that point. Opportunity—recognizing it and capitalizing on it—was the theme. Failure to embrace it would play a hand, too. It was the Steelers, though, who managed a 35-31 victory.

Dallas had its chances. The Cowboys took a 14-7 lead in the second quarter when linebacker Mike Hegman simply took the ball away from Steelers' QB Terry Bradshaw and ran 37 yards to score. But Bradshaw countered immediately with a 75-yard touchdown strike to John Stallworth.

In the third quarter, trailing 21-14, Dallas marched from its 42 to the Steelers' 10. On third-and-three, Cowboys' QB Roger Staubach saw TE Jackie Smith alone in the end zone. Smith slipped and fell reaching for Staubach's pass and Dallas settled for a 27-yard field goal.

Pittsburgh scored two touchdowns early in the fourth quarter—a 22-yard run by Franco Harris and an 18-yard pass from Bradshaw to Swann. Harris' score followed a pass-interference call against Dallas CB Benny Barnes, who was covering Swann. The mistake cost the Cowboys 33 yards. Dallas did score touchdowns with 2:27 and 22 seconds to play, on passes from Staubach to TE Billy Joe Dupree and Butch Johnson, but Pittsburgh held on to win, 35-31. The two teams set a Super Bowl record for points scored.

With the victory, the Steelers became the first team to win three Super Bowls.

GAME SUMMARY

	1	2	3	4	F
STEELERS	7	14	0	14	35
Cowboys	7	7	3	14	31

TEAM	Q	TIME	PLAY	DRIVE	SCORE
PIT	1	9:47	Stallworth 28 yd. pass from Bradshaw (Gerela kick)	7-35; 3:12	7-0
DAL	1	0:00	Hill 39 yd. pass from Staubach (Septien kick)	3-41; 1:00	7-7
DAL	2	12:08	Hegman 37 yd. fumble recovery return (Septian kick)	—;—	7-14
PIT	2	10:25	Stallworth 75 yd. pass from Bradshaw (Gerela kick)	3-75; 1:43	14-14
PIT	2	0:26	Bleier 7 yd. pass from Bradshaw (Gerela kick)	5-56; 1:15	21-14
DAL	3	2:56	Septien 27 yd. FG	10-32; 4:52	21-17
PIT	4	7:10	Harris 22 yd. run (Gerela kick)	8-88; 4:58	28-17
PIT	4	6:51	Swann 18 yd. pass from Bradshaw (Gerela kick)	1-18; 0:07	35-17
DAL	4	2:23	DuPree 7 yd. pass from Staubach (Septien kick)	8-89; 4:24	35-24
DAL	4	0:22	Johnson 4 yd. pass from Staubach (Septien kick)	9-52; 2:05	35-31

TEAM STATISTICS

	Steelers	Cowboys
1st Downs	19 (2-15-2)	20 (6-13-1)
3rd Downs	9-15 (60%)	9-16 (56%)
4th Downs	0-0 (0%)	1-1 (100%)
Total Net Yards	357	317
Plays-Avg.	58-6.2	67-4.7
Rushing Yards	66	141
Rush Att.-Avg.	24-2.8	32-4.4
Net Passing	291	176
Att.-Comp.-Int.	30-17-1	30-17-1
Sacks By	5-52	4-27
Punts-Avg.	3-43.0	5-39.6
Penalties	5-35	9-89
Fumbles-Lost	2-2	3-2
Time of Poss.	26:05	33:55

INDIVIDUAL STATISTICS

RUSHING	Pit. — Harris 20-68, 1 TD; Bleier 2-3; Bradshaw 2 (-)-5.
	Dal. — Dorsett 15-96; Newhouse 8-3; Pearson 1-(-)13; Staubach 4-37; Pearson 1-6; Laidlaw 3-12.
PASSING	Pit. — Bradshaw 30-17-1, 318, 4 TDs.
	Dal. — Staubach 30-17-1, 228, 3 TDs.
RECEIVING	Pit. — Swann 7-154, 1 TD; Stallworth 3-115, 2 TDs; Grossman 3-29; Harris 1-22; Bleier 1-7, 1 TD; Bell 2-21.
	Dal. — Dorsett 5-44; Pearson 4-73; Hill 2-49, 1 TD; Johnson 2-30, 1 TD; Dupree 2-17, 1 TD; P. Pearson 2-15.



Pittsburgh 31



Los Angeles 19

JANUARY 20, 1980 Rose Bowl Stadium (103,985)



PASADENA, Calif. — There was a moment of heroism and self-sacrifice when an old warrior, Los Angeles Rams' Jack Youngblood, announced his intention to play in his team's first Super Bowl despite a fractured leg.

There was a rush of "What if?" euphoria as the underdog Rams took a 19-17 lead into the fourth quarter.

And there was cold reality: Pittsburgh, a team with as much patience as talent, struck quickly and surely for two touchdowns in the fourth quarter and it was over. The 31-19 victory was the Steelers' fourth in the Super Bowl in only six seasons.

The signature image of Super Bowl XIV is of Steelers' John Stallworth at the Rams' 32, looking back over his head for a lofty Terry Bradshaw pass, catching it in stride just over the outstretched arms of Rams' Rod Perry, and continuing into the end zone for a 73-yard touchdown.

The Steelers had taken the lead and then surrendered it in the third quarter. Bradshaw hit Lynn Swann over the middle for a 47-yard score. The Rams came back with a 24-yard halfback pass from Lawrence McCutcheon to Ron Smith that made it 19-17 before Bradshaw-to-Stallworth put Pittsburgh ahead for good.

Los Angeles intercepted Bradshaw three times, but it was the Steelers' lone interception—by Jack Lambert—that punctuated the ending. With the score 24-19 and the Rams driving, Lambert intercepted a pass from QB Vince Ferragamo at the Pittsburgh 14.

For the second year in a row, Bradshaw was named the game's most valuable player after passing for 309 yards and two touchdowns.

GAME SUMMARY

	1	2	3	4	F
Rams	7	6	6	0	19
STEELERS	3	7	7	14	31

TEAM	Q	TIME	PLAY	DRIVE	SCORE
PIT	1	7:31	Bahr 41 yd. FG	11-55; 5:05	3-0
LA	1	2:44	Bryant 1 yd. run (Corral kick)	8-59; 4:41	3-7
PIT	2	12:52	Harris 1 yd. run (Bahr kick)	9-53; 4:40	10-7
LA	2	7:21	Corral 31 yd. FG	11-67; 5:23	10-10
LA	2	0:14	Corral 45 yd. FG	9-12; 2:51	10-13
PIT	3	12:12	Swann 47 yd. pass from Bradshaw (Bahr kick)	5-61; 2:48	17-13
LA	3	10:15	Smith 24 yd. pass from McCutcheon [Kick failed]	4-77; 1:49	17-19
PIT	4	12:04	Stallworth 73 yd. pass from Bradshaw (Bahr kick)	3-75; 0:55	24-19
PIT	4	1:49	Harris 1 yd. run (Bahr kick)	7-70; 3:35	31-19

TEAM STATISTICS

	Rams	Steelers
1st Downs	16 (6-9-1)	19 (8-10-1)
3rd Downs	6-16 (38%)	9-14 (64%)
4th Downs	1-2 (50%)	0-0 (0%)
Total Net Yards	301	393
Plays-Avg.	59-5.1	58-6.8
Rushing Yards	107	84
Rush Att.-Avg.	29-3.7	37-2.3
Net Passing	194	309
Att.-Comp.-Int.	26-16-1	21-14-3
Sacks By	0-0	4-42
Punts-Avg.	5-44.0	2-42.5
Penalties	2-26	6-65
Fumbles-Lost	0-0	0-0
Time of Poss.	29:30	30:30

INDIVIDUAL STATISTICS

RUSHING	L.A. — Tyler 17-60; Bryant 6-30, 1 TD; McCutcheon 5-10; Ferragamo 1-7. Pit. — Harris 20-46, 2 TDs; Bleier 10-25; Bradshaw 3-9; Thornton 4-4.
PASSING	L.A. — Ferragamo 25-15-1, 212; McCutcheon 1-1-0, 24, 1 TD. Pit. — Bradshaw 21-14-3, 309, 2 TDs.
RECEIVING	L.A. — Waddy 3-75; Bryant 3-21; Tyler 3-20; Dennard 2-32; Nelson 2-20; Hill 1-28; Smith 1-24, 1 TD; McCutcheon 1-16. Pit. — Swann 5-79, 1 TD; Stallworth 3-121, 1 TD; Harris 3-66; Cunningham 2-21; Thornton 1-22.



Dallas 27



Pittsburgh 17

JANUARY 28, 1996 Sun Devil Stadium (76,347)


TEMPE, Ariz. — After producing 10 lopsided outcomes in its last 12 editions, the Super Bowl was due for some drama. Pittsburgh was up to the task and made a game of it, but the game turned on two interceptions by the game's Most Valuable Player, Dallas' Larry Brown as the Steelers fell to the Cowboys, 27-17.

The first of Brown's interceptions came midway through the third quarter. No Steelers receiver was within 10 yards when Brown accepted Neil O'Donnell's misfired pass at the Cowboys' 38 and returned it 44 yards to the Steelers' 18. Troy Aikman's pass to Michael Irvin took Dallas to the one, and Emmitt Smith scored to give the Cowboys a 20-7 lead.

The Steelers made it 20-10 with Norm Johnson's 46-yard field goal, and then recovered an onside kick. They reduced the gap to 20-17 when Bam Morris scored from the one with 6:36 to play. With 4:15 left, Pittsburgh had the ball again at its 32 after forcing Dallas to punt.

Two plays later, Brown intercepted O'Donnell at the Steelers' 39 and returned it to the six. Smith scored from the four yard-line two plays later, and the Cowboys had locked up their record-tying fifth Super Bowl. The Steelers never led, and Dallas scored on its first three possessions—a three-yard pass from Aikman to tight end Jay Novacek and two field goals by Chris Boniol—for a 13-0 lead. Shortly before halftime, the Steelers made it 13-7 when O'Donnell threw a six-yard touchdown pass to Yancey Thigpen.

The statistical irony of the day was that O'Donnell entered the game as the NFL's career leader in fewest interceptions per pass attempt. On the game's final play, he was intercepted for the third time.

GAME SUMMARY

	1	2	3	4	F
Cowboys	10	3	7	7	27
STEELERS	0	7	0	10	17

TEAM	Q	TIME	PLAY	DRIVE	SCORE
DAL	1	12:05	Boniol 42 yd. FG	7-47; 2:55	0-3
DAL	1	5:03	Novacek 3 yd. pass from Aikman (Boniol kick)	8-75; 4:35	0-10
DAL	2	6:03	Boniol 35 yd. FG	14-62; 8:44	0-13
PIT	2	0:13	Thigpen 6 yd. pass from O'Donnell	13-54; 3:39	7-13
DAL	3	6:42	Smith 1 yd. run (Boniol kick)	2-18; 0:36	7-20
PIT	4	11:20	Johnson 46 yd. FG	11-52; 4:13	10-20
PIT	4	6:36	Morris 1 yd. run (Johnson kick)	9-52; 4:44	17-20
DAL	4	5:43	Smith 4 yd. run (Boniol kick)	2-6; 0:18	17-27

TEAM STATISTICS

	Cowboys	Steelers
1st Downs	15 (5-10-0)	25 (9-15-1)
3rd Downs	2-10 (20%)	9-19 (47%)
4th Downs	1-1 (100%)	2-4 (50%)
Total Net Yards	254	310
Plays-Avg.	50-5.1	84-3.7
Rushing Yards	56	103
Rush Att.-Avg.	25-2.2	31-3.3
Net Passing	198	207
Att.-Comp.-Int.	23-15-0	49-28-3
Sacks By	4-32	2-11
Punts-Avg.	5-38.2	4-44.8
Penalties	5-25	2-15
Fumbles-Lost	0-0	2-0
Time of Poss.	26:11	33:49

INDIVIDUAL STATISTICS

RUSHING Dal. — Smith 18-49, 2 TDs; Johnson 2-8; Williams 1-2; Aikman 4-(-3).
 Pit. — Morris 19-73, 1 TD; Pegram 6-15; Stewart 4-15; O'Donnell 1-0; Williams 1-0.

PASSING Dal. — Aikman 23-15-0, 209, 1 TD.
 Pit. — O'Donnell 49-28-3, 239, 1 TD.

RECEIVING Dal. — Irvin 5-76; Novacek 5-50-1 TD; Williams 2-29; Sanders 1-47; Johnston 1-4; Smith 1-3.
 Pit. — Hastings 10-98; Mills 8-78; Thigpen 3-19, 1 TD; Morris 3-18; Holliday 2-19; Williams 2-7.



Pittsburgh 21



Seattle 10

FEBRUARY 5, 2006 Ford Field (68,206)



DETROIT, Mich. — Pittsburgh won its fifth Super Bowl title as it captured a 21-10 victory over the Seattle Seahawks at Ford Field. The Steelers' fifth title matched the most in NFL history (S.F. 49ers and Dallas Cowboys).

Backed by a predominantly Pittsburgh crowd, the Steelers were led by Super Bowl MVP Hines Ward, who finished with a game-high 123 receiving yards on five catches (24.6 avg.) with one touchdown.

Pittsburgh struggled offensively in the first quarter as it failed to gain a first down, but found itself down only 3-0 after Seattle's Josh Brown booted a 47-yard field goal with 22 seconds remaining in the opening period.

The Steelers' offense came to life briefly on their first drive of the second quarter, but it was stalled as Ben Roethlisberger was picked off by the Seahawks' Michael Boulware.

Pittsburgh's defense continued to buckle down and halt any Seattle chances of extending its lead throughout the second quarter.

The Steelers finally got on the board late in the half as Roethlisberger dove into the end zone for a one-yard touchdown run, giving Pittsburgh a 7-3 halftime lead. It was his second postseason rushing touchdown and the first-ever by a Steelers' quarterback in a Super Bowl.

Pittsburgh stretched its lead to 14-3 on the second play of the second half as Willie Parker darted 75 yards for a score. The 75-yard run was the longest in Super Bowl history, surpassing L.A. Raider Marcus Allen's 74-yard run against Washington in Super Bowl XVIII.

After a missed field goal by Brown on Seattle's first drive of the second half, the Steelers appeared on the verge of breaking the game open by driving to the Seahawks' seven-yard line on the ensuing drive. However, Roethlisberger threw an interception at the four-yard line to Kelly Herndon, which he returned 76 yards to the Pittsburgh 20. Three plays later Seattle scored on a 16-yard pass from Matt Hasselbeck to Jerramy Stevens to cut the lead to 14-10.

The Seahawks had an opportunity to take the lead early in the fourth quarter before Hasselbeck was picked off by Ike Taylor at the Steelers' five-yard line. Taylor finished with a team-best seven tackles.

Pittsburgh all but sealed the game on a gadget play. Antwaan Randle El took a reverse handoff and threw a 43-yard strike to Ward, pushing the Pittsburgh lead to 21-10 with 8:56 left in the game. Randle El's touchdown pass was the first by a wide receiver in Super Bowl history.

The Steelers' defense clamped down on the final two Seattle possessions to post the victory. Pittsburgh's defense racked up three sacks.

Roethlisberger became the youngest starting quarterback to win a Super Bowl and finished 9-of-21 for 123 yards. Parker finished with a team-high 93 yards on 10 carries, while Jerome Bettis added 43 yards on 14 rushes.

GAME SUMMARY

	1	2	3	4	F
Seahawks	3	0	7	0	10
STEELERS	0	7	7	7	21

TEAM	Q	TIME	PLAY	DRIVE	SCORE
SEA	1	0:22	Brown 47 yd. FG	7:22; 3:39	0-3
PIT	2	1:55	Roethlisberger 1 yd. run (Reed kick)	11:59; 6:20	7-3
PIT	3	14:38	Parker 75 yd. run (Reed kick)	2:75; 0:22	14-3
SEA	3	6:45	Stevens 16 yd. pass from Hasselbeck (Brown kick)	3:20; 0:53	14-10
PIT	4	8:56	Ward 43 yd. pass from Randle El (Reed kick)	4:56; 1:50	21-10

TEAM STATISTICS

	Seahawks	Steelers
First Downs	20 (5-15-0)	14 (6-8-0)
Third Downs	5-17 (29%)	8-15 (53%)
Fourth Downs	1-2 (50%)	0-0 (0%)
Total Net Yards	396	339
Plays-Avg.	77-5.1	56-6.1
Rushing Yards	137	181
Rush Att.-Avg.	25-5.5	33-5.5
Net Passing	259	158
Sacks	1-8	3-14
Att.-Comp.-Int.	49-26-1	22-10-2
Punts-Avg.	6-50.2	6-48.7
Penalties	7-70	3-20
Fumbles-Lost	0-0	0-0
Time of Poss.	33:02	26:58

INDIVIDUAL STATISTICS

RUSHING	Sea. — Alexander 20-95; Hasselbeck 3-35; Strong 2-7. Pit. — Parker 10-93, 1 TD; Bettis 14-43; Roethlisberger 7-25, 1 TD; Ward 1-18; Haynes 1-2.
PASSING	Sea. — Hasselbeck 49-26-1, 273, 1 TD. Pit. — Roethlisberger 21-9-2, 123; Randle El 1-1-0, 43, 1 TD.
RECEIVING	Sea. — Ingram 6-70; Jurevicius 5-93; Jackson 5-50; Stevens 3-25, 1 TD; Strong 2-15; Hannam 2-12; Alexander 2-2; Morris 1-6. Pit. — Ward 5-123, 1 TD; Randle El 3-22; Wilson 1-20; Parker 1-1.



Pittsburgh 27



Arizona 23

FEBRUARY 1, 2009 Raymond James Stadium (70,774)


TAMPA, Fla. — Trailing by three points with only 2:30 left in the fourth quarter, Ben Roethlisberger led the Steelers on an eight-play, 78-yard scoring drive, punctuated by a six-yard touchdown pass to Antonio Holmes to clinch their NFL-record sixth Lombardi Trophy with a 27-23 victory over the Arizona Cardinals in Super Bowl XLIII.

Pittsburgh, which led most of the evening, struck first after Arizona deferred the opening kick. Jeff Reed booted an 18-yard field goal on the opening drive to make it 3-0.

Gary Russell increased that lead to 10-0 when he plunged in from one-yard out early in the second quarter. Arizona answered that score as Kurt Warner hit Ben Patrick in the back of the end zone on a one-yard scoring strike to cut the Pittsburgh lead to 10-7.

Arizona appeared as if they were going to take their first lead late in the first half, but James Harrison intercepted Warner at the goal-line, raced 100 yards and dove into the end zone with two Cardinals on his back for the longest interception return in Super Bowl history, and a 17-7 advantage at the half.

A 21-yard field goal by Reed in the third quarter upped the lead to 20-7.

Arizona got back onto the scoreboard midway through the fourth quarter as Warner tossed another one-yard score, this time to Larry Fitzgerald, cutting the Steelers' lead to 20-14. A costly holding penalty in the end zone against Steelers' Justin Hartwig gave the Cardinals a safety, further decreasing the Steelers' advantage to 20-16.

On the second play following the ensuing free kick, Warner found Fitzgerald on a 64-yard scoring strike through the middle of the Steelers' defense to give Arizona its first lead of the night, 23-20.

The Steelers were backed up to their own 12-yard line on the next drive, but Roethlisberger promptly completed four-of-six passes, three to Holmes, including a 40-yarder that moved the ball to the Arizona six. On second-and-goal, Roethlisberger threaded a perfect pass through three defenders and Holmes kept his toes in bounds for a six-yard touchdown reception and a 27-23 Steelers' lead with 35 seconds left.

Arizona had one more chance, but LaMarr Woodley sacked Warner, forcing a fumble to essentially end the game.

Holmes was named the game's MVP after catching nine passes for 131 yards (14.6 avg.) with one touchdown. Roethlisberger finished 21-of-30 for 256 yards with one touchdown and one interception.

Defensively, Woodley recorded both Steelers' sacks, giving him two sacks in each of his four postseason games, an NFL record.

GAME SUMMARY

	1	2	3	4	F
STEELERS	3	14	3	7	27
Cardinals	0	7	0	16	23

TEAM	Q	TIME	PLAY	DRIVE	SCORE
PIT	1	9:45	Reed 18 yd. FG	9-71; 5:15	3-0
PIT	2	14:01	Russell 1 yd. run (Reed kick)	11-69; 7:12	10-0
ARI	2	8:34	Patrick 1 yd. pass from Warner (Rackers kick)	9-83; 5:27	10-7
PIT	2	0:00	Harrison 100 yd. interception return (Reed kick)	—; —	17-7
PIT	3	2:11	Reed 21 yd. FG	16-79; 8:39	20-7
ARI	4	7:33	Fitzgerald 1 yd. pass from Warner (Rackers kick)	8-87; 3:57	20-14
ARI	4	2:58	Safety (Hartwig holding in endzone)	—; —	20-16
ARI	4	2:37	Fitzgerald 64 yd. pass from Warner (Rackers kick)	2-64; 0:21	20-23
PIT	4	0:35	Holmes 6 yd. pass from Roethlisberger (Reed kick)	8-78; 2:02	27-23

TEAM STATISTICS

	Steelers	Cardinals
First Downs	20 (4-12-4)	23 (2-20-1)
Third Downs	4-10 (40%)	3-8 (38%)
Fourth Downs	0-0 (0%)	0-0 (0%)
Total Net Yards	292	407
Plays-Avg.	58-5.0	57-7.1
Rushing Yards	58	33
Rush Att.-Avg.	26-2.2	12-2.8
Net Passing	234	374
Sacks	2-3	2-22
Att.-Comp.-Int.	30-21-1	43-31-1
Punts-Avg.	3-46.3	5-36.0
Penalties	7-56	11-106
Fumbles-Lost	0-0	2-1
Time of Poss.	33:01	26:59

INDIVIDUAL STATISTICS

RUSHING	Pit. — Parker 19-53; Moore 1-6; Roethlisberger 4-2; Russell 2 (-3), 1 TD. Ari. — James 9-33; Warner 1-0; Hightower 1-0; Arrington 1-0.
PASSING	Pit. — Roethlisberger 30-21-1, 256, 1 TD. Ari. — Warner 43-31-1, 377, 3 TDs.
RECEIVING	Pit. — Holmes 9-131, 1 TD; Miller 5-57; Ward 2-43; Washington 1-11; Davis 1-6; Spaeth 1-6; Moore 1-4; Parker 1 (-2). Ari. — Boldin 8-84; Fitzgerald 7-127, 2 TDs; Breaston 6-71; James 4-28; Arrington 2-35; Hightower 2-13; Urban 1-18; Patrick 1-1, 1 TD.



Green Bay 31



Pittsburgh 25

FEBRUARY 6, 2011 *Cowboys Stadium (103,219)*



ARLINGTON, Texas — The Steelers could not overcome an early 18-point deficit and fell short in their quest for their seventh Super Bowl victory, losing to the Green Bay Packers 31-25 in Super Bowl XLV.

The Packers struck first when Aaron Rodgers found Jordy Nelson for a 29-yard touchdown pass late in the first quarter to give Green Bay a 7-0 lead. Only 24 seconds later, Steelers' QB Ben Roethlisberger was picked off by Nick Collins, who returned it 37 yards for a touchdown to give the Packers a 14-0 lead at the end of the first quarter.

The Steelers scored early in the second quarter when Shaun Suisham connected from 33 yards to cut the Packers' lead to 14-3. On the Steelers' next possession, Roethlisberger was picked off again, and on the Packers' ensuing drive, Rodgers found Greg Jennings for a 21-yard touchdown to put Green Bay ahead 21-3.

The Steelers would cut the lead to 21-10 when Hines Ward caught an eight-yard touchdown pass from Roethlisberger

late in the first half. Ward finished the game with seven catches for 78 yards and one touchdown.

Pittsburgh cut the lead to 21-17 in the third quarter when Rashard Mendenhall scored from eight yards out. Mendenhall finished with a game-high 63 yards rushing and one touchdown.

The Steelers' defense forced the Packers to punt on every third-quarter possession, and the offense looked to take the lead. However, on the first play of the fourth quarter, Mendenhall fumbled and Green Bay recovered. The Packers marched down the field and Rodgers found Jennings again, this time for an eight-yard score, increasing their lead to 28-17. Rodgers finished the game with 304 yards passing with three touchdowns and no interceptions.

With 7:34 left in the fourth quarter, Roethlisberger found Mike Wallace for a 25-yard touchdown pass, and with a two-point conversion, the Steelers were only down 28-25.

On the Packers' next drive, Mason Crosby connected from 23 yards out to give Green Bay a six-point lead. The Steelers still had time, taking over with two minutes left in the game, but they failed to convert a fourth-and-five from their own 33-yard line, allowing Green Bay to win their fourth Super Bowl.

GAME SUMMARY

	1	2	3	4	F
STEELERS	0	10	7	8	25
Packers	14	7	0	10	31

TEAM	Q	TIME	PLAY	DRIVE	SCORE
GB	1	3:44	Nelson 29 yd. pass from Rodgers (Crosby kick)	9-80; 4:33	0-7
GB	1	3:20	Collins 37 yd. interception return (Crosby kick)	—; —	0-14
PIT	2	11:08	Suisham 33 yd. FG	13-49; 7:12	3-14
GB	2	2:24	Jennings 21 yd. pass from Rodgers (Crosby kick)	4-53; 2:04	3-21
PIT	2	0:39	Ward 8 yd. pass from Roethlisberger (Suisham kick)	7-77; 1:45	10-21
PIT	3	10:19	Mendenhall 8 yd. run (Suisham kick)	5-50; 2:20	17-21
GB	4	11:57	Jennings 8 yd. pass from Rodgers (Crosby kick)	8-55; 2:53	17-28
PIT	4	7:34	Wallace 25 yd. pass from Roethlisberger (Randle El rush)	7-66; 4:23	25-28
GB	4	2:07	Crosby 23 yd. FG	10-70; 5:27	25-31

TEAM STATISTICS

	Steelers	Packers
First Downs	15 (4-11-0)	19 (8-11-0)
Third Downs	6-13 (46%)	7-13 (54%)
Fourth Downs	0-0 (0%)	0-1 (0%)
Total Net Yards	338	387
Plays-Avg.	55-6.1	64-6.0
Rushing Yards	50	126
Rush Att.-Avg.	13-3.8	23-5.5
Net Passing	288	261
Att.-Comp.-Int.	39-24-0	40-25-2
Sacks By	1-2	3-16
Punts-Avg.	6-40.5	3-51.0
Penalties	7-67	6-55
Fumbles-Lost	1-0	1-1
Time of Poss.	26:35	33:25

INDIVIDUAL STATISTICS

RUSHING Pit. — Mendenhall 14-63, 1 TD; Roethlisberger 4-31; Redman 2-19; Moore 3-13.
G.B. — Starks 11-52; Rodgers 2-(-1).

PASSING Pit. — Roethlisberger 40-25-2, 263, 2 TDs.
G.B. — Rodgers 39-24-0, 304, 3 TDs.

RECEIVING Pit. — Wallace 9-89, 1 TD; Ward 7-78, 1 TD; Randle El 2-50; Sanders 2-17; Miller 2-12; Spaeth 1-9; Mendenhall 1-7; Brown 1-1.
G.B. — Nelson 9-140, 1 TD; Jones 5-50; Jennings 4-64, 2 TDs; Driver 2-28; Jackson 1-14; Quarless 1-5; Hall 1-2; Crabtree 1-1.

Steelers in the Hall of Fame

**ARTHUR J. ROONEY SR.**

Founder, President, Chairman of the Board (1933-88) **ELECTED:** 1964

Born on January 27, 1901, in Coulterville, Pa., Art Rooney was one of the most influential personalities in the sport of football. Mr. Rooney, who was affectionately referred to as "The Chief", founded the Steelers organization on July 8, 1933, with a \$2,500 purchase. Mr. Rooney helped orchestrate the NFL-AFL merger and kept the Steelers franchise afloat during the depression, World War II, many losing seasons and financial problems. Mr. Rooney won his first of four Super Bowl championships in 1974.

**DANIEL M. ROONEY**

President and Chairman (1955-2017) **ELECTED:** 2000

Born on July 20, 1932, in Pittsburgh's North Side, Daniel M. Rooney was one of NFL's most influential owners. Mr. Rooney contributed to the labor negotiations between the League and Players Association in 1982 and 1993 and was largely responsible for the NFL's current realignment and scheduling format. Mr. Rooney was named the Steelers' president in 1975, a title he held until passing it to his oldest son Art Rooney II in 2003.

**BERT BELL**

Co-owner (1940-45) **ELECTED:** 1963

Bert Bell was an owner of the Philadelphia Eagles (1933-'40) and co-owner of the Pittsburgh Steelers (1940-'45). Bell was named the NFL commissioner (1946-'59) and helped set up the league's television and anti-gambling policies. He also oversaw the merger of the NFL and All-American Football League in 1949. Bell died on October 11, 1959, while watching a football game between his two former teams: Pittsburgh and Philadelphia.

**JOHN 'BLOOD' McNALLY**

Player (1934, 1937-39), Coach (1937-39) **ELECTED:** 1963

John "Blood" McNally played 14 seasons in the NFL with five different teams, including two stints with the Pittsburgh Pirates. He served as both a player and coach from 1937-39 for the Pirates and was considered possibly the best receiver in the NFL during his playing days.

**BILL DUDLEY**

Halfback (1942, 1945-46) **ELECTED:** 1966

Bill Dudley, nicknamed "Bullet Bill", was a first-round draft pick of the Steelers in 1942 and finished his rookie season as the league's leading rusher with 696 yards, earning him all-league honors. In 1946, he became the NFL's first player to lead the league in four distinctly different statistical categories, including rushing, punt returns, interceptions and lateral passes attempted. That same year he was named the NFL's Most Valuable Player. Dudley was a two-time All-NFL selection during his nine-year career.

**WALT KIESLING**

Player (1937-39), Coach (1939-44, 1954-56) **ELECTED:** 1966

Walt Kiesling spent 34 years in the NFL as a player, assistant coach and head coach. In 1939, Kiesling got his first head coaching job with Pittsburgh. He led the Steelers to their first winning season in franchise history in 1942. Kiesling left coaching in 1944, but returned in 1954 with the Steelers. His teams earned a reputation for playing rugged, hard-hitting football.

Steelers in the Hall of Fame

**BOBBY LAYNE**

Quarterback (1958-62) **ELECTED:** 1967

Bobby Layne played five of his 15 NFL seasons with the Pittsburgh Steelers. He helped provide the Steelers with some of their finest seasons up to that point. Prior to Pittsburgh, Layne was a two-time All-NFL selection and was the league's scoring champion in 1956. His last-second touchdown pass won the 1953 NFL title game for the Detroit Lions.

**ERNIE STAUTNER**

Defensive Tackle (1950-63) **ELECTED:** 1969

Ernie Stautner, considered one of the toughest players in league history by his teammates and opponents, was a nine-time Pro Bowl selection as he anchored Pittsburgh's defense for 14 seasons. He captured the NFL's Best Lineman Award in 1957 and was named all-league four times. Showing his gritty and hard-working attitude, Stautner missed just six games during his 14-year career despite having numerous broken ribs, shoulders, hands and a nose. The Steelers honored him by retiring his No. 70 jersey in 1964 following his retirement, and he became the first Steeler to have received that honor.

**JOE GREENE**

Defensive Tackle (1969-81) **ELECTED:** 1987

The leader of the "Steel Curtain" defense during the 1970s, Joe Greene dominated the NFL during that decade and helped the Steelers to four Super Bowl victories. The team's No. 1 draft pick in 1969, Greene quickly became a presence in the league as he was named the NFL's Rookie of the Year and received the first of his 10 Pro Bowl invitations. He earned All-NFL honors five times and all-conference 11 straight years to begin his career. Greene was twice the league's Defensive Player of the Year and played a critical role in the Steelers' Super Bowl IX victory over the Minnesota Vikings with a pass interception and a fumble recovery. The Steelers retired Greene's No. 75 jersey during a halftime ceremony of the team's Nov. 2, 2014, game vs. Baltimore.

**JOHN HENRY JOHNSON**

Fullback (1960-65) **ELECTED:** 1987

Originally drafted by the Pittsburgh Steelers in 1953, John Henry Johnson spent his first eight years in the NFL outside of the Steel City. However, Johnson enjoyed his finest seasons with the Steelers. In both 1962 and 1964, Johnson became the first Steeler to eclipse the 1,000-yard rushing barrier. After retiring in 1966 from the Houston Oilers, Johnson's 6,803 career rushing yards ranked him fourth at the time among the NFL's all-time top ground gainers behind only Jim Brown, Jim Taylor and Joe Perry.

**JACK HAM**

Linebacker (1971-82) **ELECTED:** 1988

Playing all 12 seasons of his NFL career with the Pittsburgh Steelers, Jack Ham earned All-Pro or All-AFC honors in seven consecutive seasons (1973-79). He also was selected to play in eight straight Pro Bowls and was named the *Football News* Defensive Player of the Year in 1975. Ham won the starting linebacker job as a rookie and never looked back, playing in five AFC Championship games and three Super Bowls (sat out Super Bowl XIV due to injuries). His interception return against Oakland in the 1974 AFC Championship game that set up the Steelers' go-ahead touchdown, giving the team its first ever championship victory and a berth in Super Bowl IX.

Steelers in the Hall of Fame

**MEL BLOUNT**

Cornerback (1970-83) **ELECTED:** 1989

Melvin Cornell Blount, the Steelers' third-round pick in 1970, had superior size, speed, strength and intelligence. His physical style of play is widely credited for changing NFL pass defense rules. Blount played 14 seasons and 200 regular-season games in Pittsburgh and his 57 interceptions remain a Steelers record. Blount played in five Pro Bowls and was named an All-Pro four times and the NFL defensive MVP in 1975.

**TERRY BRADSHAW**

Quarterback (1970-83) **ELECTED:** 1989

Terry Paxton Bradshaw was the top-overall pick in the 1970 NFL Draft. Bradshaw led the Steelers to eight AFC Central division and four Super Bowl titles while calling his own plays. Bradshaw was named MVP in Super Bowls XIII and XIV and NFL MVP in 1978. Bradshaw finished his career with 27,989 yards passing and 212 touchdowns.

**FRANCO HARRIS**

Running Back (1972-83) **ELECTED:** 1990

Franco Harris is the Steelers' all-time leading rusher with 11,950 yards and all-time leader in rushing touchdowns (91). Harris, the Steelers' first-round pick in 1972, was a big-power back who was on the receiving end of the "Immaculate Reception", which is widely recognized as the greatest play in NFL history. Harris was named Super Bowl IX MVP, after rushing for a then-record 158 yards and a touchdown.

**JACK LAMBERT**

Linebacker (1974-84) **ELECTED:** 1990

John Harold Lambert was a two-time NFL Defensive Player of the Year, eight-time All-Pro and nine-time Pro-Bowler. He led the team in tackles in every season except his last, when he missed extensive action due to a severe toe injury that forced him to retire. Lambert, the Steelers' second-round draft pick in 1974, was noted for his vicious tackling and is recognized as the premier linebacker of his era.

**CHUCK NOLL**

Coach (1969-91) **ELECTED:** 1993

Charles Henry Noll was the first NFL head coach to win four Super Bowls. Noll won a team record 209 games in 23 seasons with the Steelers. He led the Steelers to their first ever postseason victories and was responsible for drafting 11 Pro Football Hall of Fame players.

**MIKE WEBSTER**

Center (1974-88) **ELECTED:** 1997

Michael Lewis Webster spent his first 15 NFL seasons in a Steelers uniform. Webster was the leader of one of the most dominant offensive lines of his era. He was very durable, missing only six games in his first 16 seasons while playing in 150 consecutive games. Webster was a seven-time All-Pro and played in nine Pro Bowls.

**LYNN SWANN**

Wide Receiver (1974-82) **ELECTED:** 2001

Lynn Curtis Swann was the Steelers' first-round draft pick in 1974. Swann filled the highlight reels with his graceful moves and leaping ability. Swann was at his best in the team's biggest games, and earned MVP honors for his performance in Super Bowl X when he caught four passes for 161 yards and a touchdown. Swann finished his career with 336 receptions for 5,462 yards and 51 touchdowns.

Steelers in the Hall of Fame

**JOHN STALLWORTH**Wide Receiver (1974-87) **ELECTED:** 2002

Johnny Lee Stallworth was the Steelers' fourth-round draft pick in 1974. He had 12 postseason touchdown catches and 17-consecutive postseason games with a reception. Stallworth set Super Bowl records for career average-per-catch (24.4 yards) and for single-game average (40.3), set in Super Bowl XIV. A two-time team MVP, Stallworth retired as the Steelers' all-time leader in receptions (537) yards (8,273) 100-yards receiving games (25) and receiving touchdowns (63).

**ROD WOODSON**Cornerback (1987-96) **ELECTED:** 2009

Roderick Kevin Woodson was the Steelers' first-round draft pick in 1987. He was the 1993 NFL Defensive Player of the Year and a member of the NFL's 75th anniversary team. A three-time team MVP, Woodson ranks fourth in team history with 38 interceptions. Woodson was selected to seven Pro Bowls, six AP All-Pro teams and was named to the 1990s All-Decade team. He returned five interceptions, two punts and two kickoffs for scores.

**JACK BUTLER**Cornerback (1951-59) **ELECTED:** 2012

John Bradshaw Butler played in 103 games as a cornerback for the Pittsburgh Steelers and was selected to the NFL's All-Decade Team of the 1950s. When he retired, Butler ranked as the NFL's second all-time leader with 52 career interceptions. The Pittsburgh native registered 827 return yards on interceptions, returning four for touchdowns. Butler also returned one fumble for a touchdown. Despite recording 25 interceptions in his first four seasons, Butler was not selected to his first of four career Pro Bowls until 1955. A season later he was named second-team All-NFL and would go on to earn first-team All-NFL honors in each of the following three seasons.

**DERMONTTI DAWSON**Center (1988-2000) **ELECTED:** 2012

Dermontti Fara Dawson was a second-round draft pick by the Steelers in 1988 and played guard as a rookie before replacing Hall of Famer Mike Webster at center in 1989. Dawson started for the majority of a 13-year career that saw him play in 184 games during the regular season, including 170 consecutive, the third longest streak in franchise history. He was named to seven consecutive Pro Bowls (1993-99), was a first team All-Pro for six straight years (1993-98) and was named to the NFL's All-Decade Team of the 1990s. During Dawson's 13-year career, which ties for the third-most seasons played in franchise history, he helped the Steelers win five division titles, appear in three AFC Championships and one Super Bowl, and record a winning record nine times.

**JEROME BETTIS**Running Back (1996-2005) **ELECTED:** 2015

Jerome Abram Bettis, Sr., "The Bus" was traded to the Steelers from the St. Louis Rams prior to the start of the 1996 season. He played in 192 regular-season games in his 13-year career, registering the sixth-most rushing yards (13,662) in NFL history. He eclipsed the 100-yard mark 61 times in the regular season and three times in the postseason. Bettis scored 78 rushing touchdowns as a Steeler, the second-most in franchise history. His career accolades include six Pro Bowls, first-team All-Pro twice, second-team All-Pro once and he was named the NFL's Comeback Player of the Year in 1996. He ended his career with a victory in his hometown of Detroit, Mich., as the Steelers captured their fifth Lombardi trophy in Super Bowl XL.

**KEVIN GREENE**Linebacker (1993-95) **ELECTED:** 2016

Prior to the start of the 1993 season, the Steelers signed free agent Kevin Greene, who would play three seasons for Pittsburgh. As a Steeler, Greene recorded 35.5 sacks from 1993-95, which are the second-most sacks in any three-year span in team history. In his 15-year NFL career, Greene totaled 160 sacks, 26 fumble recoveries, five interceptions, and recorded three safeties. His 160 sacks still rank third all-time in NFL history. Greene was a three-time first-team All-Pro (1989, 1994 and 1996) and a five-time Pro Bowler (1989, 1994-96 and 1998). He was also named to the NFL's All-Decade Team of the 1990s.

Note: Other Hall of Famers who spent part of their careers with the Steelers include: **TONY DUNGY** (Player 1977-78, Coach 1981-88, elected 2016), **CAL HUBBARD** (Player 1936, elected 1963), **MARION MOTLEY** (Player 1955, elected 1968), **EARLE (GREASY) NEALE** (Coach 1943, elected 1969), **BILL HEWITT** (Player 1943, elected 1971), **LEN DAWSON** (Player 1957-1959, elected 1987) and **DICK LEBEAU** (Coached from 1992-1996, 2004-14, elected 2010).

Steelers Postseason Experience

STEELERS WITH POSTSEASON EXPERIENCE AS STEELERS (44)

20 games	(1)	QB Ben Roethlisberger
18 games	(1)	LB James Harrison
14 games	(1)	CB William Gay
10 games	(1)	G Ramon Foster
9 games	(1)	WR Antonio Brown
7 games	(2)	OT Marcus Gilbert, TE David Johnson
6 games	(9)	G David DeCastro, WR Darrius Heyward-Bey, DT Daniel McCullers, S Mike Mitchell, LB Arthur Moats, C Maurkice Pouncey, LB Ryan Shazier, DE Stephon Tuitt, LB Vince Williams
5 games	(8)	P Jordan Berry, K Chris Boswell, CB Ross Cockrell, LB Bud Dupree, S Robert Golden, TE Jesse James, LB Steven Johnson, OT Alejandro Villanueva
4 games	(3)	WR Sammie Coates, DE Cameron Heyward, C/G Chris Hubbard
3 games	(14)	RB Le'Veon Bell, CB Artie Burns, LB Anthony Chickillo, S Jordan Dangerfield, S Sean Davis, LB L.J. Fort, TE Xavier Grimble, WR Cobi Hamilton, DT Javon Hargrave, LB Tyler Matakevich, FB Roosevelt Nix, WR Eli Rogers, RB Fitzgerald Toussaint, DE LT. Walton
2 games	(1)	WR Demarcus Ayers
1 game	(2)	QB Landry Jones, DE Johnny Maxey

STEELERS WITH POSTSEASON EXPERIENCE ON OTHER NFL TEAMS (10)

3 games	(1)	RB Knile Davis (Kansas City)
2 games	(1)	RB Fitzgerald Toussaint (Baltimore)
1 game	(5)	WR Cobi Hamilton (Cincinnati), WR Darrius Heyward-Bey (Indianapolis), LB James Harrison (Cincinnati), S Mike Mitchell (Carolina), CB Coby Sensabaugh (N.Y. Giants)

STEELERS WITH SUPER BOWL EXPERIENCE (6)

3 games	(2)	LB James Harrison, QB Ben Roethlisberger
2 games	(1)	CB William Gay
1 game	(3)	WR Antonio Brown, G Ramon Foster, TE David Johnson



James HARRISON

Notes: LB James Harrison (ankle) missed the 2005 AFC Divisional Playoff and the 2005 AFC Championship Game...C Maurkice Pouncey (ankle) missed Super Bowl XLV and the 2011 AFC Wild Card Game, and he was on the team's Reserve/Injured List for the 2015 postseason (leg)...RB Le'Veon Bell (knee) missed the 2014 AFC Wild Card Game and was on the team's Reserve/Injured List for the 2015 postseason (knee)...WR Antonio Brown (concussion) missed the 2015 AFC Divisional Playoff...FB Roosevelt Nix (foot) was on the team's Reserve/Injured List for the 2015 postseason...WR Eli Rogers (foot) was on the team's Reserve/Injured List for the 2015 postseason...CB Senquez Golson (foot) was on the team's Reserve/Injured List for the 2015 and 2016 postseasons...OT Jerard Hawkins (shoulder) was on the team's Reserve/Injured List for the 2016 postseason...DE Cameron Heyward (pectoral) was on the team's Reserve/Injured List for the 2016 postseason...LB Steven Johnson (ankle) was on the team's Reserve/Injured List for the 2016 postseason...S Robert Golden (ankle) missed the 2016 AFC Wild Card Game...LB Anthony Chickillo (ankle) missed the 2016 Wild Card Game and 2016 AFC Divisional Playoff...RB Fitzgerald Toussaint (concussion) missed the 2016 AFC Divisional Playoff.

Steelers *All-Time Uniforms*



1933



1934



1943



1960



1963



1967



Steelers in the Postseason (36-25)



YEAR	Record	Game	Date	Opponent	Attendance	Steelers	Opp.	Result
1947	8-4	Eastern Division Playoff	12/21/47	Philadelphia	35,729	0	21	L
1962	9-5	Playoff Bowl	1/6/63	Detroit	36,284	10	17	L
1972	● 11-3	AFC Divisional Playoff	12/23/72	Oakland	50,327	13	7	W
		AFC Championship	12/31/72	Miami	50,845	17	21	L
1973	10-4	AFC Divisional Playoff	12/22/73	at Oakland	52,646	14	33	L
1974	●● 10-3-1	AFC Divisional Playoff	12/22/74	Buffalo	49,841	32	14	W
		AFC Championship	12/29/74	at Oakland	53,800	24	13	W
		Super Bowl IX	1/12/75	Minnesota	80,997	16	6	W
1975	●● 12-2	AFC Divisional Playoff	12/27/75	Baltimore	49,557	28	10	W
		AFC Championship	1/4/76	Oakland	50,609	16	10	W
		Super Bowl X	1/18/76	Dallas	80,187	21	17	W
1976	● 10-4	AFC Divisional Playoff	12/19/76	at Baltimore	59,296	40	14	W
		AFC Championship	12/26/76	at Oakland	53,821	7	24	L
1977	● 9-5	AFC Divisional Playoff	12/24/77	at Denver	75,059	21	34	L
1978	●● 14-2	AFC Divisional Playoff	12/30/78	Denver	50,230	33	10	W
		AFC Championship	1/7/79	Houston	50,725	34	5	W
		Super Bowl XIII	1/21/79	Dallas	79,484	35	31	W
1979	●● 12-4	AFC Divisional Playoff	12/30/79	Miami	50,214	34	14	W
		AFC Championship	1/6/80	Houston	50,475	27	13	W
		Super Bowl XIV	1/20/80	L.A. Rams	103,985	31	19	W
1982	6-3	AFC Tournament	1/9/83	San Diego	53,546	28	31	L
1983	● 10-6	AFC Divisional Playoff	1/1/84	at L.A. Raiders	90,380	10	38	L
1984	● 9-7	AFC Divisional Playoff	12/30/84	at Denver	74,981	24	17	W
		AFC Championship	1/6/85	at Miami	76,029	28	45	L
1989	9-7	AFC Wild Card Game	12/31/89	at Houston	58,306	26	23	W (OT)
		AFC Divisional Playoff	1/7/90	at Denver	75,868	23	24	L
1992	● 11-5	AFC Divisional Playoff	1/9/93	Buffalo	60,407	3	24	L
1993	9-7	AFC Wild Card Game	1/8/94	at Kansas City	75,868	24	27	L (OT)
1994	● 12-4	AFC Divisional Playoff	1/7/95	Cleveland	58,185	29	9	W
		AFC Championship	1/15/95	San Diego	61,545	13	17	L

● AFC Central Champion ● AFC Champion

Steelers in the Postseason (36-25)

YEAR	Record	Game	Date	Opponent	Attendance	Steelers	Opp.	Result
1995	● 11-5	AFC Divisional Playoff	1/6/96	Buffalo	50,072	40	21	W
		AFC Championship	1/14/96	Indianapolis	61,062	20	16	W
		Super Bowl XXX	1/28/96	Dallas	76,347	17	27	L
1996	● 10-6	AFC Wild Card Game	12/29/96	Indianapolis	58,078	42	14	W
		AFC Divisional Playoff	1/5/97	at New England	60,188	3	28	L
1997	● 11-5	AFC Divisional Playoff	1/3/98	New England	61,228	7	6	W
		AFC Championship	1/11/98	Denver	61,382	21	24	L
2001	● 13-3	AFC Divisional Playoff	1/20/02	Baltimore	63,976	27	10	W
		AFC Championship	1/27/02	New England	64,704	17	24	L
2002	● 10-5-1	AFC Wild Card Game	1/5/03	Cleveland	62,595	36	33	W
		AFC Divisional Playoff	1/11/03	at Tennessee	68,809	31	34	L (OT)
2004	● 15-1	AFC Divisional Playoff	1/15/05	N.Y. Jets	64,915	20	17	W (OT)
		AFC Championship	1/23/05	New England	65,242	27	41	L
2005	● 11-5	AFC Wild Card Game	1/8/06	at Cincinnati	65,870	31	17	W
		AFC Divisional Playoff	1/15/06	at Indianapolis	57,449	21	18	W
		AFC Championship	1/22/06	at Denver	76,174	34	17	W
2007	● 10-6	Super Bowl XL	2/5/06	Seattle	68,206	21	10	W
		AFC Wild Card Game	1/5/08	Jacksonville	63,629	29	31	L
		AFC Divisional Game	1/11/09	San Diego	63,899	35	24	W
2008	● 12-4	AFC Championship Game	1/18/09	Baltimore	65,350	23	14	W
		Super Bowl XLIII	2/1/09	Arizona	70,774	27	23	W
		AFC Divisional Playoff	1/15/11	Baltimore	64,879	31	24	W
2010	● 12-4	AFC Championship Game	1/23/11	N.Y. Jets	66,662	24	19	W
		Super Bowl XLV	2/6/11	Green Bay	103,219	25	31	L
		AFC Wild Card Game	1/8/12	at Denver	75,970	23	29	L (OT)
2011	12-4	AFC Wild Card Game	1/8/12	at Denver	75,970	23	29	L (OT)
2014	● 11-5	AFC Wild Card Game	1/3/15	Baltimore	62,780	17	30	L
2015	10-6	AFC Wild Card Game	1/9/16	at Cincinnati	63,257	18	16	W
		AFC Divisional Playoff	1/17/16	at Denver	76,956	16	23	L
2011	12-4	AFC Wild Card Game	1/8/12	at Denver	75,970	23	29	L (OT)
		AFC Wild Card Game	1/3/15	Baltimore	62,780	17	30	L
2015	10-6	AFC Wild Card Game	1/9/16	at Cincinnati	63,257	18	16	W
		AFC Divisional Playoff	1/17/16	at Denver	76,956	16	23	L
2016	● 11-5	AFC Wild Card	1/8/17	Miami	62,726	30	12	W
		AFC Divisional Playoff	1/15/17	at Kansas City	75,678	18	16	W
		AFC Championship	1/22/17	at New England	66,829	17	36	L

● AFC Central Champion ● AFC Champion ● AFC North Champion

Steelers *Longest Plays*

LONGEST RUNS FROM SCRIMMAGE

- 97t Bobby Gage (12/4/49 at Chicago Bears)
- 87t John Henry Johnson (12/11/60 vs. Philadelphia)
- 85t John Fuqua (12/20/70 at Philadelphia)
- 81 Le'Veon Bell (9/21/14 at Carolina)**
- 80t Willie Parker (12/24/05 at Cleveland)
- 80t Kordell Stewart (12/22/96 at Carolina)
- 77t Dick Hoak (10/20/68 vs. New Orleans)
- 76 Jonathan Dwyer (10/9/11 vs. Tennessee)
- 76 Willie Parker (11/12/06 vs. New Orleans)
- 75t* Willie Parker (2/5/06 vs. Seattle)
- 75t Franco Harris (11/19/72 at Cleveland)
- 75 Sidney Thornton (9/23/79 vs. Baltimore)
- 75 Buist Warren (11/11/45 vs. Chicago Cardinals)

LONGEST PASS PLAYS

- 95t Ben Roethlisberger** to Mike Wallace (10/23/11 at Arizona)
- 94t Ben Roethlisberger** to Martavis Bryant (12/7/14 at Cincinnati)
- 90t Kordell Stewart to Bobby Shaw (12/16/01 at Baltimore)
- 90 Bubby Brister to Dwight Stone (10/14/90 at Denver)
- 90t Terry Bradshaw to Mark Malone (11/8/81 at Seattle)
- 89t Neil O'Donnell to Dwight Stone (9/1/91 vs. San Diego)
- 89t Bubby Brister to Louis Lipps (11/13/88 vs. Philadelphia)
- 88t Landry Jones** to Martavis Bryant (10/18/15 vs. Arizona)
- 88t Rudy Bukich to Buddy Dial (10/22/61 vs. Cleveland)
- 87t Charlie Batch to Heath Miller (9/7/06 vs. Miami)
- 87t Terry Bradshaw to Dave Smith (12/6/70 vs. Green Bay)
- 87t Bill Nelsen to Gary Ballman (11/28/65 vs. Cleveland)
- 85t Ben Roethlisberger** to Hines Ward (9/25/05 vs. New England)
- 84t Mike Tomczak to Charles Johnson (12/24/94 at San Diego)
- 84t Ron Smith to Roy Jefferson (9/18/66 vs. Detroit)
- 83 Ben Roethlisberger** to Antonio Holmes (12/20/07 at St. Louis)
- 82t Ben Roethlisberger** to Mike Wallace (10/11/12 at Tennessee)
- 81t Ben Roethlisberger** to Mike Wallace (9/25/11 at Indianapolis)
- 81t Josh Miller to Chris Hope (12/28/03 at Baltimore)
- 81t Terry Bradshaw to Ron Shanklin (11/29/70 vs. Cleveland)
- 80t Ben Roethlisberger** to Martavis Bryant (11/9/14 at N.Y. Jets)
- 80t Bubby Brister to Louis Lipps (12/4/88 at Houston)
- 80t Bubby Brister to Louis Lipps (9/11/88 at Washington)
- 80t David Woodley to Louis Lipps (9/2/84 vs. Kansas City)
- 80t Merlyn Condit to Bill Dudley (10/27/46 at Boston)

LONGEST PUNTS

- 82 Joe Geri (11/20/49 at Green Bay)
- 79 Jordan Berry (10/18/15 vs. Arizona)**
- 79 Drew Butler (12/9/12 vs. San Diego)
- 75 Bobby Joe Green (1960)
- 74 Brad Wing (12/7/99 at Jacksonville)
- 74 Brad Wing (12/7/14 at Cincinnati)
- Craig Colquitt (12/7/81 at Oakland)
- Bob Cifers (1947)
- 73 Josh Miller (9/20/98 at Miami)
- 72 Josh Miller (11/30/03 vs. Cincinnati)
- 72 Josh Miller (10/26/97 vs. Jacksonville)

LONGEST PUNT RETURNS

- 90 Brady Keys (9/20/64 vs. N.Y. Giants)
- 84t Antwaan Randle El (10/26/03 vs. St. Louis)
- 82 Brady Keys (9/22/63 vs. N.Y. Giants)
- 81t Antwaan Randle El (1/1/06 vs. Detroit)
- 80t Rod Woodson (10/25/92 at Kansas City)
- 80t Roy Jefferson (11/10/68 at St. Louis)
- 76t Louis Lipps (11/19/84 at New Orleans)
- 72 Antwaan Randle El (12/18/05 at Minnesota)
- 72t Antwaan Randle El (10/16/05 vs. Jacksonville)
- 72t Andre Hastings (9/10/95 at Houston)

LONGEST KICKOFF RETURNS

- 101t Don McCall (11/23/69 at Minnesota)
- 99t Antwaan Randle El (10/13/02 at Cincinnati)
- 98t Allen Rossow (9/23/07 vs. San Francisco)
- 98t Will Blackwell (12/24/00 at San Diego)
- 97t Will Blackwell (10/5/97 at Baltimore)
- 96t Billy Wells (10/13/57 vs. Chicago Cardinals)
- 95t Larry Anderson (10/15/78 at Cleveland)
- 94t Mike Collier (10/26/75 at Green Bay)
- 93t Jim Butler (10/30/66 at Dallas)
- 93t Lynn Chandnois (10/3/53 vs. N.Y. Giants)
- 93t Lynn Chandnois (10/12/52 at Philadelphia)

LONGEST INTERCEPTION RETURNS

- 100t* James Harrison (2/1/09 vs. Arizona)**
- 99t Martin Kottler (9/27/33 vs. Chicago Cardinals)
- 91 Jack Hinkle (10/9/43 vs. N.Y. Giants)
- 89 Lawrence Timmons (11/30/08 at New England)
- 86t Glen Edwards (9/30/73 at Houston)
- 84t Joey Porter (9/15/02 vs. Oakland)
- 82t Keyaron Fox (10/25/09 vs. Minnesota)
- 82t Jim Bradshaw (10/24/65 at Philadelphia)
- 82t Tony Compagno (11/7/48 vs. Green Bay)
- 81t Russ Craft (10/17/54 vs. Cleveland)
- 80t Bill Dudley (11/3/46 vs. Washington)

LONGEST FIELD GOALS

- 55 Kris Brown (10/14/01 at Kansas City)
- Gary Anderson (11/25/84 vs. San Diego)
- 54 Gary Anderson (12/8/91 at Houston)
- 53 Shaun Suisham (11/9/14 at N.Y. Jets)
- Jeff Reed (11/8/10 at Cincinnati)
- Jeff Reed (9/21/08 at Philadelphia)
- Gary Anderson (10/21/84 at Indianapolis)
- 52 Shaun Suisham (10/11/12 at Tennessee)
- Jeff Reed (9/12/10 vs. Atlanta)
- Kris Brown (9/30/01 at Buffalo)
- Kris Brown (12/11/00 vs. Philadelphia)
- Norm Johnson (11/9/97 vs. Baltimore)
- Gary Anderson (11/13/88 vs. Philadelphia)
- Gary Anderson (11/22/87 at Cincinnati)
- Gary Anderson (11/17/85 at Houston)

LONGEST FUMBLE RETURNS

- 102t Travis Davis (12/26/99 vs. Carolina)
- 94t Greg Best (10/16/83 vs. Cleveland)

LONGEST BLOCKED KICK RETURNS

- 83t Dale Dodrill (12/14/52 at L.A. Rams)

* *Playoff Game*

Steelers opponent *Longest Plays*

LONGEST RUNS FROM SCRIMMAGE

94t	O.J. Simpson (10/29/72 at Buffalo)
93t	Terrelle Pryor (10/27/13 at Oakland)
88t	O.J. Simpson (9/28/75 vs. Buffalo)
88t	Parker Hall (10/29/39 vs. Cleveland Rams)
82t	Derrick Alexander (12/18/99 vs. Kansas City)
79t	Ollie Matson (11/25/56 vs. Chicago Cardinals)
78t	Kevan Barlow (11/17/03 at San Francisco)
78t*	Curtis Martin (1/5/97 at New England)
77t	Greg Bell (12/15/85 vs. Buffalo)
72t	Javon Walker (11/5/06 vs. Denver)
67	Isaiah Crowell (1/1/17 vs Cleveland)
65t	James Brooks (10/8/89 vs. Cincinnati)
65	Joe Morris (12/21/85 at N.Y. Giants)

LONGEST PASS PLAYS

99t	Frank Fildchock to Andy Farkas (10/15/39 vs. Washington Redskins)
98t	Earl Morrall to Homer Jones (9/11/66 vs. N.Y. Giants)
96t	Frank Ryan to Ollie Matson (10/1/61 vs. Cleveland Rams)
95t	Joe Flacco to Mike Wallace (11/6/16 at Baltimore)
88t	Steve Beuerlein to Patrick Jeffers (12/26/99 vs. Carolina)
88t	Dave Ryan to John Greene (11/10/46 at Detroit)
87t	Norm Snead to Timmy Brown (10/4/64 at Philadelphia)
86t	Drew Bledsoe to Terry Glenn (12/6/98 vs. New England)
86t	Boomer Esiason to Eddie Brown (11/6/88 at Cincinnati)
86t	Bob Griese to Paul Warfield (11/14/71 at Miami)
84t	Greg Landry to Ron Jessie (9/16/73 vs. Detroit)
83*	Kelly Holcomb to Kevin Johnson (1/5/03 vs. Cleveland)
83t	Dak Prescott to Ezekiel Elliott (11/13/16 vs. Dallas)
83t	Aaron Rodgers to Greg Lewis (12/30/09 vs. Green Bay)
82t	Len Dawson to Otis Taylor (10/18/71 at Kansas City)
81t	Andy Dalton to A.J. Green (12/7/14 at Cincinnati)
81t	Jack Truette to Jessie Hester (11/22/92 vs. Indianapolis)
81t	Tom Brady to Aaron Dobson (11/3/13 at New England)
80t	Russell Wilson to Doug Baldwin (11/29/15 at Seattle)
80t	Zach Mettenberger to Nate Washington (11/17/14 at Tennessee)
80t*	Tim Tebow to Demarqius Thomas (1/8/12 at Denver)
80t	Peyton Manning to Marvin Harrison (11/28/05 at Indianapolis)
80t	Todd Bouman to Michael Bennett (12/2/01 vs. Minnesota)

LONGEST PUNTS

84	Harry Newsome (12/20/92 vs. Minnesota)
78	Craig Hentrich (1/2/00 vs. Tennessee)
71	Todd Sauerbrun (9/13/98 vs. Chicago)
69	Ryan Quigley (11/9/14 at N.Y. Jets)
	Greg Coleman (9/21/86 at Minnesota)
68	Dan Pastorini (11/9/75 vs. Houston)
67	Ryan Allen (9/10/15 at New England)
	Kevin Huber (12/12/10 vs. Cincinnati)
	Kyle Larson (9/24/06 vs. Cincinnati)
66	Brandon Fields (10/24/10 at Miami)
	Andy Lee (9/23/07 vs. San Francisco)
	Darren Bennett (10/1/95 vs. San Diego)
65	Brad Nortman (9/21/14 at Carolina)
	Bryan Barker (10/1/00 at Jacksonville)
	Louie Aguiar (9/13/92 vs. N.Y. Jets)
	Lee Johnson (11/17/85 at Houston)
	Jerrel Wilson (11/12/72 vs. Kansas City)

LONGEST PUNT RETURNS

96t	Bill Dudley (12/3/50 vs. Washington)
94t	Charlie Rogers (9/26/99 vs. Seattle)
91t	Eric Metcalf (10/24/93 at Cleveland)
90t	Bob Hayes (12/8/68 at Dallas)
87t	Dennis Northcutt (11/2/02 at Cleveland)
87t	Tommy Vigorito (9/10/81 at Miami)
87t	Rick Upchurch (11/6/77 at Denver)
81t	Robbie Martin (11/24/83 at Detroit)
75t*	Santana Moss (1/15/05 vs. N.Y. Jets)

LONGEST KICKOFF RETURNS

108t	Jacoby Jones (11/12/14 vs. Baltimore)
103t	Gayle Sagers (9/17/67 vs. Chicago)
100t	Joshua Cribbs (11/11/07 vs. Cleveland)
100t	Dante Hall (9/14/03 at Kansas City)
100t	Gerald McNeil (10/5/86 vs. Cleveland)
100t	Larry Krause (12/6/70 vs. Green Bay)
99t	Gaston Green (10/29/90 vs. L.A. Rams)
98t	Joshua Cribbs (10/18/09 vs. Cleveland)
98t	Ned Mathews (11/21/43 vs. Detroit)
97t	Brad Smith (12/19/10 vs. N.Y. Jets)
97t	Jamaal Charles (11/22/09 at Kansas City)
97t	Brian Mitchell (9/7/97 vs. Washington)
97t	Tony Smith (9/27/93 at Atlanta)
97t	Boyce Green (12/21/86 at Kansas City)
97t	Jo Jo Townsend (12/13/86 at N.Y. Jets)
97t	Bobby Humphrey (9/6/84 at N.Y. Jets)
97t	Carl Roaches (9/18/83 at Houston)

LONGEST INTERCEPTION RETURNS

100t	Chris Carr (10/29/06 at Oakland)
97t	Darryl Williams (11/7/93 at Cincinnati)
95t	Don Doll (10/8/49 vs. Detroit)
94t	Irv Cross (1/25/64 at Philadelphia)
94	Andy Studebaker (11/22/09 at Kansas City)
92t	Leo Sanford (9/26/55 vs. Chicago Cardinals)
91t	Hal van Every (11/23/41 vs. Green Bay)
90t	Bob "Tulsa" Smith (11/9/52 vs. Detroit)
87	Joe Blahak (12/9/73 vs. Houston)
83t	Michael Griffin (12/21/08 at Tennessee)
83t	Don Perkins (10/8/44 vs. Green Bay)
77t	Mike Brim (9/13/92 vs. N.Y. Jets)
77t	Woodrow Lowe (11/25/79 at San Diego)
77t	Paul Krause (11/23/69 at Minnesota)
75t	Daylon McCutcheon (10/5/03 vs. Cleveland)
75t	Brian Washington (10/2/88 vs. Cleveland)
75t*	Vernon Perry (1/6/80 vs. Houston)
75t	George Sauer (11/24/35 vs. Green Bay)

LONGEST FIELD GOALS

54	Josh Lambo (10/12/15 at San Diego)
	Blair Walsh (9/29/13 vs. Minnesota [London])
	Tony Zendejas (9/12/93 at L.A. Rams)
53	Dan Bailey (11/13/16 at Dallas)
	Mike Hollis (10/8/95 at Jacksonville)
	Sam Baker (12/18/63 at Dallas)
52	Justin Tucker (10/1/15 vs. Baltimore)
	Jeff Wilkins (12/20/07 at St. Louis)
	Richie Cunningham (8/31/97 vs. Dallas)
	Mike Hollis (9/1/96 at Jacksonville)
	Steve Christie (11/14/94 vs. Buffalo)
	Eddie Murray (10/25/92 at Kansas City)
	Pat Leahy (9/6/84 at N.Y. Jets)
	Grant Guthrie (10/11/70 vs. Buffalo)
	Dan Bailey (11/13/16 vs. Dallas)

LONGEST FUMBLE RETURNS

89t	Don Paul (11/10/57 at Cleveland)
88t	Keith McKenzie (11/9/98 vs. Green Bay)
78t	Quentin Coryatt (9/18/94 vs. Indianapolis)
72t	Wendell Harris (9/11/66 vs. N.Y. Giants)
70t	Al Smith (12/8/91 at Houston)
70t	Barney Bussey (11/18/90 at Cincinnati)
65t	Thomas Howard (9/6/81 vs. Kansas City)

LONGEST BLOCKED KICK RETURNS

78t	Lloyd Burruss (12/21/86 vs. Kansas City)
58t	Chris Hudson (9/22/97 at Jacksonville)

* Playoff Game

Steelers History *[Coldest/Warmest Games, Records at Heinz Field]*

STEELERS COLDEST GAMES

Date	Team	W-L	Score	Temp.
Sun., Dec. 10, 1977	at Cincinnati	L	17-10	2°
Sun., Dec. 17, 1989	New England	W	28-10	5°
Sun., Jan. 23, 2005*	New England	L	41-27	11°
Thurs., Dec. 10, 2009	at Cleveland	L	13-6	15°
Sun., Jan. 4, 1976*	Oakland	W	16-10	16°
Sun., Jan. 8, 2017	Miami	W	30-12	17°
Sun., Jan. 23, 2011*	N.Y. Jets	W	24-19	17°
Sun., Nov. 24, 2013	at Cleveland	W	27-11	20°
Thurs., Dec. 7, 2006	Cleveland	W	27-7	20°
Sun., Dec. 30, 2001	at Cincinnati	L	26-23 (OT)	20°
Sun., Dec. 18, 1983	at Cleveland	L	30-17	20°
Sun., Jan. 20, 2002*	Baltimore	W	27-10	21°
Sun., Dec. 7, 2008	Dallas	W	20-13	22°
Sun., Dec. 15, 1985	Buffalo	W	30-24	22°
Sun., Dec. 12, 1982	at Buffalo	L	13-0	22°
Sun., Jan. 6, 1980*	Houston	W	27-13	22°

* Playoff game

STEELERS WARMEST GAMES

Date	Team	W-L	Score	Temp.
Sun., Oct. 9, 1988	at Phoenix	L	31-14	94°
Mon., Oct. 12, 2015	at San Diego	W	24-20	93°
Sun., Sept. 20, 1992	at San Diego	W	23-6	92°
Sun., Sept. 6, 1998	at Baltimore	W	20-13	91°
Sun., Sept. 18, 1995	at Miami	L	23-10	91°
Sun., Sept. 18, 2005	at Houston	W	27-7	90°
Sun., Sept. 26, 2010	at Tampa Bay	W	38-13	90°

STEELERS RECORDS AT HEINZ FIELD

Overall Record

101-38-1 (Regular season: 93-34-1; Postseason: 8-4)

Steelers Biggest Wins-Worst Losses

Biggest Win: 38 points (45-7) [10/15/06 vs. Kansas City]

Worst Loss: 24 points (7-31) [12/24/06 vs. Baltimore]

Largest Regular-Season Crowd

Attendance: 67,737 ○ [11/13/16 vs. Dallas]

Largest Postseason Crowd

Attendance: 66,662 ○ [1/23/11 vs. N.Y. Jets]

Most Yards Passing

522 Ben Roethlisberger [10/26/14 vs. Indianapolis]

Most Touchdown Passes

6 Ben Roethlisberger [11/2/14 vs. Baltimore; 10/26/14 vs. Indianapolis]

Most Passes Completed

40 Ben Roethlisberger [10/26/14 vs. Indianapolis; 12/20/15 vs. Denver]

Most Passing Attempts

58 Ben Roethlisberger [11/30/14 vs. New Orleans]

Longest Pass Play

88 Landry Jones to Martavis Bryant [10/18/15 vs. Arizona]

Most Receptions

17 Antonio Brown [11/18/15 vs. Oakland]

Most Yards Receiving

284 Antonio Brown [11/18/15 vs. Oakland]

Most Yards Receiving By An Opponent

196 John Brown [10/18/15 vs. Arizona]

Most Yards Rushing

223 Willie Parker [12/7/06 vs. Cleveland]

Most Yards Rushing By An Opponent

152 Isaiah Crowell [1/1/17 vs. Cleveland]

Most Rushing Attempts

37● Amos Zereoue [11/10/02 vs. Atlanta]

Longest Rushing Play

76 Jonathan Dwyer [10/9/11 vs. Tennessee; Willie Parker [11/12/06 vs. New Orleans]

Most Quarterback Sacks (INDIVIDUAL)

3.5 James Harrison [11/5/07 vs. Baltimore]

Most Quarterback Sacks (TEAM)

6.0 [11/15/15 vs. Cleveland; 12/21/14 vs. Kansas City; 12/23/12 vs. Cincinnati; 11/21/10 vs. Oakland; 10/17/10 vs. Cleveland; 11/5/07 vs. Baltimore; 9/24/06 vs. Cincinnati; 12/15/02 vs. Carolina; 12/23/01 vs. Detroit]

Longest Fumble Return

77t LaMarr Woodley [10/25/09 vs. Minnesota]

Longest Interception Return

84 Joey Porter [9/15/02 vs. Oakland]

Longest Kickoff Return

98t Allen Rossum [9/23/07 vs. San Francisco]

Longest Kickoff Return for a TD

98t Allen Rossum [9/23/07 vs. San Francisco]

Longest Punt Return

84t Antwaan Randle El [10/26/03 vs. St. Louis]

Longest Punt Return for a TD

84t Antwaan Randle El [10/26/03 vs. St. Louis]

Longest Punt

79 Jordan Berry [10/18/15 vs. Arizona] Drew Butler [12/9/12 vs. San Diego]

Longest Field Goal

52 Jeff Reed [9/12/10 vs. Atlanta]

Coldest Game

11° ○ [1/23/05 vs. New England]

17° ○ [1/8/17 vs. Miami]

17° ○ [1/23/11 vs. N.Y. Jets]

● Overtime ○ Postseason ○ Heinz Field Attendance Record



Antonio BROWN

Steelers History *[Attendance, Records at Three Rivers Stadium]*

STEELERS ATTENDANCE AT THREE RIVERS STADIUM

Year	Total	Average	Year	Total	Average
1970	318,698	(45,528)	1986	414,937	(51,867)
1971	323,812	(46,259)	1987	353,402	(50,486)
1972	340,549	(48,650)	1988	396,044	(49,506)
1973	377,640	(47,205)	1989	383,494	(47,937)
1974	325,457	(46,494)	1990	434,769	(54,346)
1975	341,205	(46,744)	1991	406,935	(50,867)
1976	330,620	(47,231)	1992	427,282	(53,410)
1977	337,156	(48,165)	1993	440,927	(55,116)
1978	380,258	(47,532)	1994	461,272	(57,659)
1979	391,931	(48,991)	1995	455,913	(56,989)
1980	424,106	(53,013)	1996	466,944	(58,368)
1981	420,964	(52,621)	1997	462,532	(57,817)
1982	208,890	(52,223)	1998	464,619	(58,077)
1983	462,587	(57,823)	1999	416,618	(52,077)
1984	447,288	(55,911)	2000	440,428	(55,053)
1985	436,069	(54,509)			



STEELERS RECORDS AT THREE RIVERS STADIUM

Overall Record

182-73 [Includes Regular & Postseason Games]

Steelers Biggest Wins-Worst Losses

Biggest Win: 42 points (45-3) [9/8/85 vs. Indianapolis]

Worst Loss: 51 points (0-51) [9/10/89 vs. Cleveland]

Largest Postseason Crowd

Attendance 61,545 [1/15/94 vs. San Diego]

Largest Regular Season Crowd

Attendance 60,808 [12/18/94 vs. Cleveland]

Most Yards Passing

374 Mark Malone [9/30/85 vs. Cincinnati]

Most Touchdown Passes

5 Mark Malone [9/8/85 vs. Indianapolis]

Most Passes Completed

30 Terry Bradshaw [11/25/79 vs. Cleveland]

Neil O'Donnell [10/19/95 vs. Cincinnati]

Most Passing Attempts

52 Neil O'Donnell [10/19/95 vs. Cincinnati]

Longest Pass Play

89t Neil O'Donnell to Dwight Stone [9/1/91 vs. San Diego]

Most Receptions

14 Courtney Hawkins [11/1/98 vs. Tennessee]

Most Yards Receiving

196 Yancey Thigpen [10/26/97 vs. Jacksonville]

Most Yards Receiving by an Opponent

258 Qadry Ismail [12/12/99 vs. Baltimore]

Most Yards Rushing

190 Barry Foster [9/13/92 vs. N.Y. Jets]

Most Yards Rushing by an Opponent

234 Fred Taylor [11/19/00 vs. Jacksonville]

Most Rushing Attempts

41 Franco Harris [10/17/76 vs. Cincinnati]

Longest Rushing Play

75 Sidney Thornton [9/23/79 vs. Baltimore]

Most Quarterback Sacks

4.5 Chad Brown [10/13/96 vs. Cincinnati]

L.C. Greenwood [11/25/79 vs. Cleveland]

Most Quarterback Sacks (Team)

10 [10/13/96 vs. Cincinnati]

Longest Fumble Return

102t Travis Davis [12/26/99 vs. Carolina]

Longest Kick Return

95t Larry Anderson [11/25/79 vs. Cleveland]

Longest Punt Return

67 John Stagger [9/26/71 vs. Cincinnati]

Longest Punt Return for a TD

53 Hank Poteat [12/16/00 vs. Washington]

Longest Punt

72 Josh Miller [10/26/97 vs. Jacksonville]

Longest Field Goal

55 Gary Anderson [11/25/84 vs. San Diego]

Coldest Game

5° [12/17/89 vs. New England]

Steelers History (Monday, Thursday, Saturday, Sunday Night)

STEELERS ON MONDAY NIGHT (Overall: 44-24, Home: 25-5, Away 19-19)

11/2/70	Cincinnati	21-10	[W]	11/14/94	Buffalo	23-10	[W]
10/18/71	at Kansas City	38-16	[L]	9/18/95	at Miami	23-10	[L]
11/5/73	Washington	21-16	[W]	11/13/95	Cleveland	20-3	[W]
12/3/73	at Miami	30-26	[L]	9/16/96	Buffalo	24-6	[W]
10/28/74	Atlanta	24-17	[W]	10/7/96	at Kansas City	17-7	[W]
11/25/74	at New Orleans	28-7	[W]	11/25/96	at Miami	24-17	[W]
11/24/75	at Houston	32-9	[W]	9/22/97	at Jacksonville	30-21	[L]
10/4/76	at Minnesota	17-6	[L]	11/3/97	at Kansas City	13-10	[L]
9/19/77	San Francisco	27-0	[W]	10/26/98	at Kansas City	20-13	[W]
10/17/77	Cincinnati	20-14	[W]	11/9/98	Green Bay	27-20	[W]
10/23/78	Houston	24-17	[L]	12/28/98	at Jacksonville	21-3	[L]
11/27/78	at San Francisco	24-7	[W]	10/25/99	Atlanta	13-9	[W]
9/3/79	at New England	16-13	ot[W]	10/29/01	Tennessee	34-7	[W]
10/22/79	Denver	42-7	[W]	9/9/02	at New England	34-14	[L]
12/10/79	at Houston	20-17	[L]	10/21/02	Indianapolis	28-10	[W]
10/20/80	Oakland	45-34	[L]	12/23/02	at Tampa Bay	17-7	[W]
12/22/80	at San Diego	26-17	[L]	11/17/03	at San Francisco	30-14	[L]
10/26/81	Houston	26-13	[W]	10/10/05	at San Diego	24-22	[W]
12/7/81	at Oakland	30-27	[L]	10/31/05	Baltimore	20-19	[W]
9/13/82	at Dallas	36-28	[W]	11/28/05	at Indianapolis	26-7	[L]
10/10/83	at Cincinnati	24-14	[W]	9/18/06	at Jacksonville	9-0	[L]
10/1/84	Cincinnati	38-17	[W]	11/5/07	Baltimore	38-7	[W]
11/19/84	at New Orleans	27-24	[L]	11/26/07	Miami	3-0	[W]
9/16/85	at Cleveland	17-7	[L]	9/29/08	Baltimore	23-20	ot(W)
9/30/85	Cincinnati	37-24	[L]	11/3/08	at Washington	23-6	[W]
9/15/86	Denver	21-10	[L]	11/9/09	at Denver	28-10	[W]
10/13/86	at Cincinnati	24-22	[L]	11/8/10	at Cincinnati	27-21	[W]
10/29/90	L.A. Rams	41-10	[W]	12/19/11	at San Francisco	20-3	[L]
10/14/91	N.Y. Giants	23-20	[L]	11/12/12	Kansas City	16-13	ot(W)
10/19/92	Cincinnati	20-0	[W]	9/16/13	at Cincinnati	20-10	[L]
9/27/93	at Atlanta	45-17	[W]	10/20/14	Houston	30-23	[W]
11/15/93	Buffalo	23-0	[W]	11/17/14	at Tennessee	27-24	[W]
12/13/93	at Miami	21-20	[W]	10/12/15	at San Diego	24-20	[W]
10/3/94	Houston	30-14	[W]	9/12/16	at Washington	38-16	[W]



JESSE JAMES
9/12/16 at Cleveland

Steelers History (Monday, Thursday, Saturday, Sunday Night)

SUNDAY NIGHT (Overall: 24-20, Home: 11-7, Away 13-13)

11/12/78	at L.A. Rams	10-7	[L]
12/8/85	at San Diego	54-44	[L]
12/4/88	at Houston	37-34	[W]
9/16/90	Houston	20-9	[W]
11/18/90	at Cincinnati	27-3	[L]
12/30/90	at Houston	34-14	[L]
10/6/91	at Indianapolis	21-3	[W]
11/3/91	at Denver	20-13	[L]
10/25/92	at Kansas City	27-3	[W]
11/28/93	at Houston	23-3	[L]
10/30/94	at Arizona	20-17	ot[L]
10/12/97	Indianapolis	24-22	[W]
11/9/97	Baltimore	37-0	[W]
9/12/99	at Cleveland	43-0	[W]
11/19/00	Jacksonville	34-24	[L]
12/16/01	at Baltimore	26-21	[W]
9/15/02	Oakland	30-17	[L]
10/5/03	Cleveland	33-13	[L]
12/28/03	at Baltimore	13-10	ot[L]
9/26/04*	at Miami	13-3	(W)
12/5/04	at Jacksonville	17-16	[W]
11/13/05	Cleveland	34-21	[W]
10/8/06	at San Diego	23-13	(L)
10/21/07	at Denver	31-28	[L]
12/2/07	Cincinnati	24-10	(W)
9/14/08	at Cleveland	10-6	(W)
10/5/08	at Jacksonville	26-21	(W)
10/4/09	San Diego	38-28	(W)
11/29/09	at Baltimore	20-17	ot[L]
10/31/10	at New Orleans	20-10	[L]
11/14/10	New England	39-26	(L)
12/5/10	at Baltimore	13-10	(W)
9/25/11	at Indianapolis	23-20	(W)
11/6/11	Baltimore	23-20	(L)
11/27/11	at Kansas City	13-9	(W)
9/9/12	at Denver	31-19	[L]
10/21/12	at Cincinnati	24-17	(W)
11/18/12	Baltimore	13-10	(L)
9/22/13	Chicago	40-23	[L]
12/15/13	Cincinnati	30-20	(W)
9/21/14	at Carolina	37-19	(W)
11/2/14	Baltimore	43-23	(W)
12/28/14	Cincinnati	27-17	(W)
12/6/15	Indianapolis	45-10	(W)
10/12/16	Kansas City	43-14	(W)

* Not in record; game was originally scheduled as a 1 p.m. kickoff but changed to 8:30 p.m. due to weather.

THANKSGIVING DAY (Overall: 2-6, Home: 0-0, Away 2-6)

11/23/39	at Philadelphia	17-14	[L]
11/28/40	at Philadelphia	7-0	[L]
11/23/50	at Chicago Cardinals	28-17	[W]
11/24/83	at Detroit	45-3	[L]
11/28/91	at Dallas	20-10	[L]
11/26/98	at Detroit	19-16	ot[L]
11/28/13	at Baltimore	22-20	[L]
11/24/16	at Indianapolis	28-7	(W)

THURSDAY NIGHT (Overall: 8-9, Home: 6-2, Away 2-7)

12/4/80	at Houston	6-0	[L]
9/10/81	at Miami	30-10	[L]
9/6/84	at N.Y. Jets	23-17	[W]
10/19/95	Cincinnati	27-9	[L]
12/2/99	at Jacksonville	20-6	[L]
9/7/06	Miami	28-17	(W)
12/7/06	Cleveland	27-7	(W)
12/20/07	at St. Louis	41-24	(W)
11/20/08	Cincinnati	27-10	(W)
9/10/09	Tennessee	13-10	ot(W)
12/10/09	at Cleveland	13-6	(L)
12/23/10	Carolina	27-3	(W)
12/8/11	Cleveland	14-3	(W)
10/11/12	at Tennessee	26-23	(L)
9/11/14	at Baltimore	26-6	(L)
9/10/15	at New England	28-21	(L)
10/1/15	Baltimore	23-20	ot[L]

SATURDAY (Overall: 10-4, Home: 4-1, Away 6-3)

12/20/75	at L.A. Rams	10-3	[L]
12/9/78	Baltimore	35-13	[W]
12/16/78	at Denver	21-17	[W]
12/10/83	at N.Y. Jets	34-7	[W]
12/21/85	at N.Y. Giants	28-10	[L]
12/13/86	at N.Y. Jets	45-24	[W]
12/26/87	Cleveland	19-13	[L]
12/16/95	New England	41-27	[W]
12/13/97	at New England	24-21	ot(W)
12/18/99	at Kansas City	35-19	[L]
12/16/00	Washington	24-3	[W]
12/18/04	at N.Y. Giants	33-30	[W]
12/24/05	at Cleveland	41-0	[W]
12/24/11	St. Louis	27-0	[W]

Steelers *Miscellaneous Records*

STEELERS REGULAR-SEASON STREAKS

CONSECUTIVE VICTORIES

Overall	16	Sept. 26, 2004	-	Sept. 18, 2005
	11	Oct. 5, 1975	-	Dec. 13, 1975
	10	Oct. 17, 1976	-	Sept. 19, 1977
	9	Nov. 19, 1978	-	Sept. 23, 1979
At Home	14	Oct. 29, 1978	-	Sept. 28, 1980
	13	Sept. 17, 1972	-	Nov. 5, 1973
	11	Oct. 29, 1995	-	Dec. 8, 1996
On Road	11	Sept. 26, 2004	-	Nov. 6, 2005
	9	Nov. 17, 1974	-	Nov. 30, 1975
	6	Sept. 30, 2001	-	Dec. 16, 2001
Start of Season	7	Sept. 3, 1978	-	Oct. 15, 1978
End of Season	14	Sept. 26, 2004	-	Jan. 2, 2005

CONSECUTIVE LOSSES

Overall	16	Sept. 28, 1969	-	Oct. 3, 1970
	13	Dec. 3, 1944	-	Nov. 18, 1945
At Home	11	Dec. 15, 1943	-	Nov. 4, 1945
	8	Sept. 16, 1934	-	Oct. 9, 1935
On Road	11	Dec. 8, 1968	-	Oct. 3, 1970
	8	Nov. 23, 1947	-	Dec. 12, 1948
Start of Season	10	Sept. 24, 1944	-	Dec. 3, 1944
End of Season	13	Sept. 28, 1969	-	Dec. 21, 1969



The Steelers longest regular-season winning streak began vs. the Miami Dolphins (9/26/04) and went all the way through the Houston Texans (9/18/05).



WHEN THE STEELERS RUSH FOR 200 YARDS (Since 1970 merger)

Year	200-Yd. Games	Reg. Season W-L	Postseason W-L
1970	1	0-1	—
1971	2	1-1	—
1972	7	6-1	0-0
1973	2	2-0	0-0
1974	7	4-0	3-0
1975	7	6-0	1-0
1976	10	9-0	1-0
1977	3	3-0	0-0
1978	2	2-0	0-0
1979	4	4-0	0-0
1980	0	0-0	—
1981	3	3-0	—
1982	2	2-0	0-0
1983	5	4-1	0-0
1984	1	1-0	0-0

Year	200-Yd. Games	Reg. Season W-L	Postseason W-L
1985	2	2-0	—
1986	3	3-0	—
1987	3	3-0	—
1988	3	3-0	—
1989	1	1-0	0-0
1990	1	1-0	—
1991	0	0-0	—
1992	2	2-0	0-0
1993	3	3-0	0-0
1994	3	2-0	1-0
1995	0	0-0	0-0
1996	4	3-0	1-0
1997	2	2-0	0-0
1998	2	0-2	—
1999	2	2-0	—
2000	1	2-0	—
2001	7	7-0	0-0
2002	2	2-0	0-0
2003	0	0-0	—
2004	2	2-0	0-0
2005	3	3-0	0-0
2006	4	4-0	—
2007	2	2-0	0-0
2008	0	0-0	0-0
2009	1	1-0	—
2010	2	2-0	0-0
2011	0	0-0	0-0
2012	0	0-0	—
2013	0	0-0	—
2014	2	2-0	—
2015	0	0-0	—
2016	1	1-0	—
TOTAL	115	102-6	7-0

Record in 1970s: 42-3
Record in 1980s: 22-1
Record in 1990s: 17-2

Record in 2000s: 23-0
Record in 2010s: 5-0
*All records include postseason



Steelers History [Overtime, Year-by-Year Home/Away Records]

MEDIA INFORMATION

FOOTBALL STAFF

2017 PLAYERS

2016 IN REVIEW

STEELERS HISTORY

RECORDS



COBI HAMILTON
1/1/17 vs. Cleveland

STEELERS IN OVERTIME [Overall: 24-19-2, Home: 13-3-1, Away: 11-16-1]

9/22/74	at Denver	35-35	[T]	12/30/01	at Cincinnati	26-23	[L]
9/24/78	Cleveland	15-9	[W]	9/29/02	Cleveland	16-13	[W]
9/3/79	at New England	16-13	[W]	11/10/02	Atlanta	34-34	[T]
11/25/79	Cleveland	33-30	[W]	1/11/03	at Tennessee*	34-31	[L]
9/27/81	New England	27-21	[W]	12/28/03	at Baltimore	13-10	[L]
9/19/82	Cincinnati	26-20	[W]	1/15/05	N.Y. Jets*	20-17	[W]
12/2/84	at Houston	23-20	[L]	10/16/05	Jacksonville	23-17	[L]
9/28/86	at Houston	22-16	[W]	11/20/05	at Baltimore	16-13	[L]
11/23/86	at Cleveland	37-31	[L]	10/22/06	at Atlanta	41-38	[L]
11/30/86	at Chicago	13-10	[L]	12/31/06	at Cincinnati	23-17	[W]
12/31/89	at Houston*	26-23	[W]	11/18/07	at N.Y. Jets	19-16	[L]
11/10/91	at Cincinnati	33-27	[W]	9/29/08	Baltimore	23-20	[W]
1/8/94	at Kansas City*	27-24	[L]	9/10/09	Tennessee	13-10	[W]
10/30/94	at Arizona	20-17	[L]	11/22/09	at Kansas City	27-24	[L]
11/6/94	at Houston	12-9	[W]	11/29/09	at Baltimore	20-17	[L]
11/20/94	Miami	16-13	[W]	9/12/10	Atlanta	15-9	[W]
11/5/95	at Chicago	37-34	[W]	11/28/10	at Buffalo	19-16	[W]
10/26/97	Jacksonville	23-17	[W]	1/8/12	at Denver*	29-23	[L]
11/30/97	at Arizona	26-20	[W]	11/12/12	Kansas City	16-13	[W]
12/13/97	at New England	24-21	[W]	12/16/12	at Dallas	27-24	[L]
11/26/98	at Detroit	19-16	[L]	10/1/15	Baltimore	23-20	[L]
11/12/00	Philadelphia	26-23	[L]	1/1/17	Cleveland	27-24	[W]
11/11/01	at Cleveland	15-12	[W]				

* Postseason

Steelers History *(Overtime, Year-by-Year Home/Away Records)*

STEELERS YEAR-BY-YEAR RECORD AT HOME *(Since 1970)*

Year	Pre-Season	Regular Season	Post-Season	Overall	Year	Pre-Season	Regular Season	Post-Season	Overall
1970	1-0	4-3	—	5-3	1994	1-1	7-1	1-1	9-3
1971	1-1	5-2	—	6-3	1995	0-2	6-2	2-0	8-4
1972	1-0-1	7-0	1-1	9-1-1	1996	2-0	7-1	1-0	10-1
1973	2-0	7-1	0-0	9-1	1997	2-0	7-1	1-1	10-2
1974	2-0	5-2	1-0	8-2	1998	2-0	5-3	—	7-3
1975	1-1	6-1	2-0	9-2	1999	1-1	2-6	—	3-7
1976	1-1	6-1	0-0	7-2	2000	2-0	4-4	—	6-4
1977	2-0	6-1	0-0	8-1	2001	2-0	7-1	1-1	10-2
1978	1-0	7-1	2-0	10-1	2002	1-1	5-2-1	1-0	7-3-1
1979	1-0	8-0	2-0	11-0	2003	1-1	4-4	—	5-5
1980	0-1	6-2	—	6-3	2004	1-1	8-0	1-1	10-2
1981	1-0	5-3	—	6-3	2005	2-0	5-3	0-0	7-3
1982	2-0	4-0	0-1	6-1	2006	0-2	5-3	—	5-5
1983	0-1	4-4	0-0	4-5	2007	1-1	7-1	0-1	8-3
1984	1-0	6-2	0-0	7-2	2008	2-0	6-2	2-0	10-2
1985	0-1	5-3	—	5-4	2009	2-0	6-2	—	8-2
1986	0-1	4-4	—	4-5	2010	2-0	5-3	2-0	9-3
1987	0-1	4-3	—	4-4	2011	2-0	7-1	0-0	9-1
1988	1-0	4-4	—	5-4	2012	2-0	5-3	—	7-3
1989	0-1	4-4	0-0	4-5	2013	0-2	5-3	—	5-5
1990	1-0	6-2	—	7-2	2014	1-1	6-2	0-1	7-4
1991	1-0	5-3	—	6-3	2015	1-1	6-2	—	7-3
1992	1-1	7-1	0-1	8-3	2016	0-2	6-2	1-0	7-4
1993	1-1	6-2	0-0	7-3	TOTALS	52-27-1	262-101-1	21-9	335-137-2
						(.656)	(.721)	(.700)	(.709)

STEELERS YEAR-BY-YEAR RECORD ON THE ROAD *(Since 1970)*

Year	Pre-Season	Regular Season	Post-Season	Overall	Year	Pre-Season	Regular Season	Post-Season	Overall
1970	2-1	1-6	—	3-7	1994	0-2	5-3	0-0	5-5
1971	2-1	1-6	—	3-7	1995	1-1	5-3	0-0	6-4
1972	1-0	4-3	0-0	5-3	1996	0-2	3-5	0-1	3-8
1973	1-2	3-3	0-1	4-6	1997	2-0	4-4	0-0	6-4
1974	4-0	5-1-1	1-0	10-1-1	1998	0-1	2-6	—	2-7
1975	1-3	6-1	0-0	7-4	1999	0-2	4-4	—	4-6
1976	3-1	4-3	1-1	8-5	2000	1-1	5-3	—	6-4
1977	1-3	3-4	0-1	4-8	2001	1-1	6-2	0-0	7-3
1978	1-2	7-1	0-0	8-3	2002	1-1	5-3	0-1	6-5
1979	2-1	4-4	0-0	6-5	2003	0-2	2-6	—	2-8
1980	3-0	3-5	—	6-5	2004	1-1	7-1	0-0	8-2
1981	1-2	3-5	—	4-7	2005	1-1	6-2	3-0	10-3
1982	1-0	2-3	0-0	3-3	2006	0-2	3-5	—	3-7
1983	2-0	6-2	0-1	8-3	2007	3-0	3-5	0-0	6-5
1984	2-1	3-5	1-1	6-7	2008	1-1	6-2	0-0	7-3
1985	1-2	2-6	—	3-8	2009	1-1	3-5	—	4-6
1986	1-2	2-6	—	3-8	2010	1-1	7-1	0-0	8-2
1987	0-3	4-4	—	4-7	2011	1-1	5-3	0-1	6-5
1988	2-1	1-7	—	3-8	2012	1-1	3-5	—	4-6
1989	2-1	5-3	1-1	8-5	2013	0-2	3-5	—	3-7
1990	0-2	3-5	—	3-7	2014	0-2	5-3	—	5-5
1991	1-2	2-6	—	3-8	2015	0-3	4-4	1-1	5-8
1992	1-1	4-4	0-0	5-5	2016	1-1	5-3	1-1	7-5
1992	1-1	4-4	0-0	5-5	TOTALS	53-62	182-181-1	9-12	244-255-1
1993	1-1	3-5	0-1	4-7		(.461)	(.499)	(.429)	(.489)

● Includes one game at Wembley Stadium (London)

Steelers History *[Biggest Wins, Losses, Scoring Highs, Tie Games]*



12/6/15 **Steelers 45, Colts 10**

STEELERS BIGGEST WINS - WORST LOSSES

BIGGEST WINS				WORST LOSSES			
56 pts	[63-7]	N.Y. Giants	11/30/52	51 pts	[0-51]	Cleveland	9/10/89
45 pts	[45-0]	at Kansas City	11/7/76	47 pts	[7-54]	Green Bay	11/23/41
43 pts	[43-0]	at Cleveland	9/12/99	47 pts	[0-47]	Green Bay	10/15/33
42 pts	[45-3]	Indianapolis	9/8/85	42 pts	[3-45]	at Detroit	11/24/83
42 pts	[42-0]	Tampa Bay	12/5/76	42 pts	[7-49]	at Chicago	11/23/47
41 pts	[41-0]	at Cleveland	12/24/05	42 pts	[3-45]	Philadelphia	11/4/45
38 pts	[45-7]	Kansas City	10/15/06	42 pts	[7-49]	Chicago	12/3/44
37 pts	[37-0]	at San Diego	9/21/75				
37 pts	[37-0]	Baltimore	11/9/97				
36 pts	[42-6]	St. Louis	11/3/96				
36 pts	[42-6]	at Cleveland	10/5/75				

STEELERS BIGGEST WINS - WORST LOSSES *(At Home Since 1970)*

BIGGEST WINS				WORST LOSSES			
42 pts	[45-3]	Indianapolis	9/8/85	51 pts	[51-0]	Cleveland	9/10/89
42 pts	[42-0]	Tampa Bay	12/5/76	34 pts	[34-0]	New England	10/19/86
38 pts	[45-7]	Kansas City	10/15/06	30 pts	[37-7]	Dallas	8/31/97
37 pts	[37-0]	Baltimore	11/9/97	27 pts	[41-14]	Washington	11/17/91
36 pts	[42-6]	St. Louis	11/3/96	24 pts	[31-7]	Miami	10/7/84
35 pts	[45-10]	Indianapolis	12/6/15	24 pts	[31-7]	Baltimore	12/24/06
35 pts	[35-0]	Cleveland	12/23/90	22 pts	[28-6]	Miami	9/30/90
35 pts	[38-3]	Chicago	9/28/80				
35 pts	[42-7]	Denver	10/22/79				
33 pts	[47-14]	Detroit	12/23/01				

STEELERS BIGGEST COMEBACK WINS

The Steelers trailed Baltimore **21-0** [10/5/97] in the second quarter and came back to win, **42-34**.
 The Steelers trailed Buffalo **21-0** [12/15/85] in the second quarter and came back to win, **30-24**.

STEELERS & OPPONENTS SCORING HIGHS

MOST POINTS BY STEELERS				MOST POINTS BY OPPONENTS			
63	11/30/52	N.Y. Giants	[63-7]	55	11/3/13	at New England	[55-31]
57	12/18/66	at Atlanta	[57-33]	54	11/23/41	Green Bay	[54-7]
55	10/17/54	Cleveland	[55-27]	52	9/8/91	at Buffalo	[52-34]
52	11/25/84	San Diego	[52-24]	52	11/23/69	at Minnesota	[52-14]
51	10/26/14	Indianapolis	[51-34]	52	10/30/66	at Dallas	[52-21]
	10/7/79	at Cleveland	[51-35]	51	9/10/89	at Cleveland	[51-0]
49	11/19/95	at Cincinnati	[49-31]	49	11/23/47	at Chicago	[49-7]
48	11/26/00	at Cincinnati	[48-28]	49	12/3/44	Chicago	[49-7]
47	12/23/01	Detroit	[47-14]				

STEELERS IN TIE GAMES *[21]*

10/22/33	at Cincinnati	[0-0]	11/8/59	Detroit	[10-10]
11/5/33	at Brooklyn	[3-3]	10/23/60	at Washington	[27-27]
10/29/39	at Cleveland	[14-14]	9/15/63	at Philadelphia	[21-21]
9/8/40	Chicago Cardinals	[7-7]	11/24/63	Chicago	[17-17]
9/15/40	N.Y. Giants	[10-10]	12/1/63	Philadelphia	[20-20]
11/9/41	at Philadelphia	[7-7]	9/11/66	N.Y. Giants	[34-34]
11/7/43	Washington	[14-14]	11/12/67	at St. Louis	[14-14]
9/29/46	at Washington	[14-14]	11/10/68	at St. Louis	[28-28]
11/13/49	L.A. Rams	[7-7]	9/22/74	at Denver	[35-35]
10/1/51	N.Y. Giants	[13-13]	11/10/02	Atlanta	[34-34]
12/7/58	at Washington	[14-14]			

**Sudden death overtime system for regular-season games was instituted in 1974.*

Regular Season *Last Time*

THE LAST TIME THE STEELERS/OPPONENT...

Overtime Game Won

By Steelers – Pittsburgh 27, Cleveland 24, 1/1/17
By Opponent – Baltimore 23, Pittsburgh 20, 10/1/15

Tie Game

Home – Pittsburgh 34, Atlanta 34, 11/10/02
Away – Pittsburgh 35, at Denver 35, 9/22/74

Shutout

By Steelers – Pittsburgh 27, St. Louis 0, 12/24/11
By Opponent – Jacksonville 9, Pittsburgh 0, 9/18/06

Kickoff Returned for a TD

By Steelers – Antonio Brown (98 yards) at Tennessee, 9/19/10
By Opponent – Jacoby Jones (108 yards) vs. Baltimore, 11/2/14

Punt Returned for a TD

By Steelers – Antonio Brown (71 yards) vs. Indianapolis, 12/6/15
By Opponent – Javorius Allen at Baltimore, 11/6/16

Intercepted Pass Returned for a TD

By Steelers – William Gay (23 yards) at Cincinnati, 12/13/15
By Opponent – Major Wright (38 yards) vs. Chicago, 9/22/13

Fumble Returned for a TD

By Steelers – Troy Polamalu (16 yards) at Indianapolis, 9/25/11
By Opponent – Julius Peppers (42 yards) vs. Chicago, 9/22/13

Blocked Punt

By Steelers – William Gay at Cincinnati, 11/8/10
By Opponent – Javorius Allen at Baltimore, 11/6/16

Blocked Punt for a TD

By Steelers – Lance Brown (1-yard recovered by Fred McAfee) at Kansas City, 10/26/98
By Opponent – Chris Moore (14 yards) at Baltimore, 11/6/16

Blocked Field Goal

By Steelers – Daniel McCullers at Miami, 10/16/16
By Opponent – Bennie Logan at Philadelphia, 9/25/16

Blocked Field Goal for a TD

By Steelers – Bob O'Neill (73 yards) vs. Chicago Cards, 10/13/57
By Opponent – Chris Moore (14 yards) at Baltimore, 11/6/16

Blocked PAT

By Steelers – Troy Polamalu vs. Miami, 12/8/13
By Opponent – Matt Stewart vs. Atlanta, 11/10/02

Safety Scored

By Steelers – 12/4/16 vs. NY Giants (Penalty on Ereck Flowers enforced in end zone)
By Opponent – 12/19/10 vs. N.Y. Jets (Mewelde Moore tackled in end zone by Jason Taylor)

Two 100-Yard Rushers in Same Game

By Steelers – 9/21/14 at Carolina (Le'Veon Bell 147, LeGarrette Blount 118)
By Opponent – None



Le'Veon Bell **3** rushing TD's 12/11/16 at Buffalo

200 Yards Rushing

By Steelers – Le'Veon Bell (236 yards) at Buffalo, 12/11/16
By Opponent – Jay Ajayi (204 yards) at Miami, 10/16/16

300 Yards Passing

By Steelers – Ben Roethlisberger (380 yards) vs. NY Jets, 10/9/16
By Opponent – Dak Prescott (319 yards) vs. Dallas, 11/13/16

400 Yards Passing

By Steelers – Ben Roethlisberger (408 yards) vs. Dallas, 11/13/16
By Opponent – Carson Palmer (421 yards) vs. Arizona, 10/18/15

500 Yards Passing

By Steelers – Ben Roethlisberger (522 yards) vs. Indianapolis, 10/26/14
By Opponent – None

200 Yards Receiving

By Steelers – Markus Wheaton (201 yards) at Seattle, 11/29/15
By Opponent – A.J. Green (224 yards) at Cincinnati, 12/7/14

Four TD Passes

By Steelers – Ben Roethlisberger vs. NY Jets, 10/9/16
By Opponent – Derek Carr vs. Oakland, 11/8/15

Five TD Passes

By Steelers – Ben Roethlisberger vs. Kansas City, 10/2/16
By Opponent – Russell Wilson at Seattle, 11/29/15

Six TD Passes

By Steelers – Ben Roethlisberger vs. Baltimore, 11/2/14
By Opponent – Jim Kelly at Buffalo, 9/8/91

Three TD Receptions

By Steelers – Antonio Brown at Indianapolis, 11/24/16
By Opponent – Doug Baldwin at Seattle, 11/29/15

Four TD Receptions

By Steelers – Roy Jefferson vs. Atlanta, 11/3/68
By Opponent – Don Beebe at Buffalo, 9/8/91

Three TDs Rushing

By Steelers – Le'Veon Bell at Buffalo, 12/11/16
By Opponent – Arlen Harris vs. St. Louis, 10/26/03

Four Field Goals

By Steelers – Chris Boswell at Cincinnati, 12/13/15
By Opponent – Justin Tucker vs. Baltimore, 12/25/16

Five Field Goals

By Steelers – Kris Brown at Cleveland, 11/11/01
By Opponent – Justin Tucker at Baltimore, 11/28/13

Six Field Goals

By Steelers – Chris Boswell at Cincinnati, 12/18/16
By Opponent – Todd Peterson vs. Seattle, 9/26/99

Three Interceptions

By Steelers – Darren Perry at Cleveland, 9/11/94
By Opponent – Dick Anderson (4) at Miami, 12/3/73

Four Interceptions

By Steelers – Jack Butler vs. Washington, 12/13/53
By Opponent – Dick Anderson at Miami, 12/3/73

Three Sacks

By Steelers – Cameron Heyward vs. Kansas City, 10/2/16
By Opponent – Terrell Suggs at Baltimore, 9/11/11

Four Sacks

By Steelers – Joey Porter at Tampa Bay, 10/21/01
By Opponent – Alfred Williams vs. Cincinnati, 10/16/94

Five Sacks

By Steelers – Joe Greene at Houston, 12/10/72
By Opponent – None

Regular Season *Last Time*

THE LAST TIME THE STEELERS/OPPONENT...

Gained 500 Yards of Total Offense

By Steelers – 522 (158 rushing, 364 passing)
vs. Indianapolis, 12/6/15
By Opponent – 610 (197 rushing, 413 passing)
at New England, 11/3/13

Limited Team to Under 100 Yards of Total Offense

By Steelers – 98 (81 rushing, 17 passing), 10/29/06 at Oakland
By Opponent – 53 (36 rushing, 17 passing), 9/10/89 vs. Cleveland

Three Interceptions (TEAM)

By Steelers – at Buffalo, 12/11/16
By Opponent – at Buffalo, 12/11/16

Four Interceptions (TEAM)

By Steelers – vs. Baltimore, 11/9/97
By Opponent – at Seattle, 11/29/15

Five Interceptions (TEAM)

By Steelers: 12/5/93 vs. New England
By Opponent: 9/26/99 vs. Seattle

Five Takeaways (TEAM)

By Steelers – (7) at Tennessee, 9/19/10, (3 INT, 4 FUM)
By Opponent – (5) vs. Chicago, 9/22/13 (2 INT, 3 FUM)

Six Takeaways (TEAM)

By Steelers – (7) at Tennessee, 9/19/10, (3 INT, 4 FUM)
By Opponent – (8) at Cleveland, 11/25/12 (3 INT, 5 FUM)

Two 100-Yard Receivers in Same Game

By Steelers – vs. Indianapolis [A. Brown 118, Bryant 114], 12/6/15
By Opponent – vs. Indianapolis [Stills 162, Hilton 155], 10/26/14

100 Yards Rushing

By Steelers – 12/25/16 vs. Baltimore [22-127]
By Opponent – 1/1/17 vs. Cleveland [33-231]

200 Yards Rushing

By Steelers: 12/11/16 at Buffalo [42-240]
By Opponent: 1/1/17 vs. Cleveland [33-231]

100-Yard Rusher and 100-Yard Receiver

By Steelers – 12/4/16 vs. NY Giants [Bell 118, L. Green 110]
By Opponent – 11/13/16 vs. Dallas [Elliott 114, Bryant 116]

100-Yard Rusher and Two 100-Yard Receivers

By Steelers – 12/6/15 vs. Indianapolis [D. Williams 134, A. Brown 118, Bryant 114]
By Opponent – 11/3/13 at New England [Ridley 115, Gronkowski 143, Dobson 130]

100-Yard Rusher, 300-Yard Passer and 100-Yard Receiver

By Steelers – 9/12/16 at Washington [D. Williams 143, Roethlisberger 300, A. Brown 126]
By Opponent – 11/13/16 vs. Dallas [Elliott 114, Prescott 319, Bryant 116]

100-Yard Rusher, 300-Yard Passer and Two 100-Yard Receivers

By Steelers – 12/6/15 vs. Indianapolis [D. Williams 134, A. Brown 118, Bryant 114, Roethlisberger 364]
By Opponent – 11/3/13 at New England [Ridley 115, Brady 432, Gronkowski 143, Dobson 130]

100-Yard Rusher and 300-Yard Passer

By Steelers – 12/6/15 vs. Indianapolis [D. Williams 134, Roethlisberger 364]
By Opponent – 11/3/13 at New England [Ridley 115, Brady 432]

100-Yard Receiver and 300-Yard Passer

By Steelers – 11/13/16 vs. Dallas [A. Brown 154, Roethlisberger 408]
By Opponent – 11/13/16 vs. Dallas [Prescott 319, Bryant 116]

Two 100-Yard Receivers and 300-Yard Passer

By Steelers – 12/6/15 vs. Indianapolis [A. Brown 118, Bryant 114, Roethlisberger 364]
By Opponent – 10/26/14 vs. Indianapolis [Hilton 155, Moncrief 113, Luck 400]

100-Yard Rusher, 100-Yard Receiver, 200-Yard Receiver and 400-Yard Passer

By Steelers: 11/10/02 vs. Atlanta [Zereoue 123, Burress 253, Ward 139, Maddox 473]
By Opponent – None

100-Yard Rusher, Two 100-Yard Receivers and 400-Yard Passer

By Steelers: 11/10/02 vs. Atlanta [Zereoue 123, Burress 253, Ward 139, Maddox 473]
By Opponent: 11/3/13 at New England [Ridley 115, Gronkowski 143, Dobson 130, Brady 432]

Three 100-Yard Receivers and 300-Yard Passer

By Steelers: 12/13/58 vs. Chicago Cardinals [Orr 205, McClair 139, Tracy 106, Layne 409]
By Opponent – 11/10/68 at St. Louis [D. Williams 114, Conrad 133, Smith 105, Hart 353]

Three Rushing Touchdowns

By Steelers – 12/11/16 at Buffalo [Bell 3]
By Opponent – 10/16/16 at Miami [Ajayi 2, D. Williams 1]

Four Rushing Touchdowns

By Steelers – 1/1/06 Detroit [Bettis 3, Roethlisberger 1]
By Opponent – 12/8/85 at San Diego [McGee 2, Anderson 1, Spencer 1]

Five Rushing Touchdowns

By Steelers – 11/3/96 at Kansas City [Bettis 2, Stewart 2, Pegram 1]
By Opponent – 12/12/54 at Cleveland [Hanulak 3, Morrison 1, Reynolds 1]

Three Touchdown Passes

By Steelers – 1/1/17 vs. Cleveland [L. Jones 3]
By Opponent – 12/20/15 vs. Denver [Osweiler 3]

Four Touchdown Passes

By Steelers – 10/9/16 vs. NY Jets [Roethlisberger 4]
By Opponent – 11/29/15 at Seattle [Wilson 5]

Five Touchdown Passes

By Steelers – 10/2/16 vs. Kansas City [Roethlisberger 5]
By Opponent – 11/29/15 at Seattle [Wilson 5]

Six Touchdown Passes

By Steelers – 11/2/14 vs. Baltimore [Roethlisberger 6]
By Opponent – 9/8/91 at Buffalo [Kelly 6]

Six Sacks

By Steelers – 11/20/16 at Cleveland [8]
By Opponent – 11/20/05 vs. Baltimore [6-34]

Seven or more Sacks

By Steelers – 11/20/16 at Cleveland [8]
By Opponent – 12/20/09 at Cleveland [8-60]

Two Opponent Fumble Recoveries

By Steelers – 1/1/17 vs. Cleveland [S. Davis 1, M. Mitchell 1]
By Opponent – 10/26/14 vs. Indianapolis [Adams 1, Studebaker 1]

Regular Season *Last Time*

THE LAST TIME THE STEELERS/OPPONENT...

Shutout on Road

By Steelers – 12/24/05 at Cleveland (41-0)
By Opponent – 11/26/06 at Baltimore (0-27)

Shutout at Home

By Steelers – 12/24/11 vs. St. Louis (27-0)
By Opponent – 9/3/00 vs. Baltimore (0-16)

Overtime Win away from Pittsburgh

By Steelers – 11/28/10 at Buffalo (19-16)
By Opponent – 12/16/12 at Dallas (27-24)

Overtime Win in Pittsburgh

By Steelers – 1/1/17 vs. Cleveland (27-24)
By Opponent – 10/1/15 vs. Baltimore (23-20)

40 Points

By Steelers – 10/2/16 vs. Kansas City (43-14)
By Opponent – 11/3/13 at New England (55-31)

50 Points

By Steelers – 10/26/14 vs. Indianapolis (51-34)
By Opponent – 11/3/13 at New England (55-31)

Two-Point Conversion

By Steelers – 11/20/16 at Cleveland (Roethlisberger-Johnson pass)
By Opponent – 12/25/16 vs. Baltimore (Flacco-S. Smith pass)

Missed Point-After-Touchdown Attempt

By Steelers – 11/15/15 vs. Cleveland (Chris Boswell missed kick)
By Opponent – 12/11/16 at Buffalo (Dan Carpenter missed kick)

Postseason *Last Time*

THE LAST TIME THE STEELERS/OPPONENT...

Overtime Game Won

By Steelers – Pittsburgh 20, N.Y. Jets 17, AFC Divisional Playoff, 1/15/05
By Opponent – Denver 29, Pittsburgh 23, AFC Wild Card Game, 1/8/12

Shutout

By Steelers – None
By Opponent – Philadelphia 21, Pittsburgh 0, Eastern Division Playoff, 12/21/1947

Kickoff Return for TD

By Steelers – None
By Opponent – None

Punt Return for TD

By Steelers – Antonio Holmes (67 yards) vs. San Diego, AFC Divisional Playoff, 1/11/09
By Opponent – Santana Moss (75 yards) vs. N.Y. Jets, AFC Divisional Playoff, 1/15/05

Interception Return for TD

By Steelers – James Harrison (100 yards) vs. Arizona, Super Bowl XLIII, 2/1/09
By Opponent – Nick Collins (37 yards) vs. Green Bay, Super Bowl XLV, 2/6/11

Fumble Return for TD

By Steelers – William Gay (19 yards) vs. N.Y. Jets, AFC Championship Game, 1/23/11
By Opponent – Cory Redding (13 yards) vs. Baltimore Ravens, AFC Divisional Playoff, 1/15/11

Blocked Punt

By Steelers – Shermarco Thomas, vs. Baltimore, AFC Wild Card Game, 1/3/15
By Opponent – Keith Cash, at Kansas City, AFC Wild Card Game, 1/8/94

Blocked Punt for TD

By Steelers – None
By Opponent – Terry Brown, vs. Minnesota, Super Bowl IX, 1/12/75

Blocked Field Goal

By Steelers – None
By Opponent – Brian Mitchell, vs. New England, AFC Championship Game, 1/27/02

Blocked Field Goal for TD

By Steelers – None
By Opponent – Antwan Harris (49 yards), vs. New England, AFC Championship Game, 1/27/02

Safety Scored

By Steelers – 1/3/15 vs. Baltimore, AFC Wild Card Game, (Punt blocked by Shermarco Thomas out of bounds in end zone)
By Opponent – 1/23/11 vs. N.Y. Jets, AFC Championship Game, (Ben Roethlisberger tackled by Mike Devito)

100 Yards Rushing

By Steelers – Le'Veon Bell (170) at Kansas City, AFC Divisional Playoff, 1/15/17
By Opponent – Terrell Davis (139) vs. Denver, AFC Championship Game, 1/11/98

Two 100-yard Rushers in Same Game

By Steelers – None
By Opponent – None

200 Yards Rushing

By Steelers – None
By Opponent – None

300 Yards Passing

By Steelers – Ben Roethlisberger (314) at New England, AFC Championship Game, 1/22/17
By Opponent – Tom Brady (384) at New England, AFC Championship Game, 1/22/17

400 Yards Passing

By Steelers – None
By Opponent – None

500 Yards Passing

By Steelers – None
By Opponent – None

200 Yards Receiving

By Steelers – None
By Opponent – Demaryius Thomas (204 yards) at Denver, AFC Wild Card Game, 1/8/12

THE LAST TIME THE STEELERS/OPPONENT...**Four TD Passes**

By Steelers – Terry Bradshaw, vs. Dallas, Super Bowl XIII, 1/21/79
By Opponent – Dan Marino, vs. Miami, AFC Championship Game, 1/6/85

Five TD Passes

By Steelers – None
By Opponent – None

Six TD Passes

By Steelers – None
By Opponent – None

Three TD Receptions

By Steelers – None
By Opponent – None

Four TD Receptions

By Steelers – None
By Opponent – None

Three TDs Rushing

By Steelers – Franco Harris, vs. Buffalo, AFC Divisional Playoff, 12/22/74
By Opponent – Curtis Martin, at New England, AFC Divisional Playoff, 1/5/97

Four Field Goals

By Steelers – Chris Boswell, at Kansas City, AFC Divisional Playoff, 1/15/17 (6)
By Opponent – Brandon McManus, at Denver, AFC Divisional Playoff, 1/17/16

Five Field Goals

By Steelers – Chris Boswell, at Kansas City, AFC Divisional Playoff, 1/15/17 (6)
By Opponent – Brandon McManus, at Denver, AFC Divisional Playoff, 1/17/16

Six Field Goals

By Steelers – Chris Boswell, at Kansas City, AFC Divisional Playoff, 1/15/17
By Opponent – None

Three Interceptions

By Steelers – None
By Opponent – None

Four Interceptions

By Steelers – None
By Opponent – None

Three Sacks

By Steelers – James Harrison, vs. Baltimore, AFC Divisional Playoff, 1/15/11
By Opponent – Terrell Suggs, vs. Baltimore, AFC Divisional Playoff, 1/15/11

Four Sacks

By Steelers – None
By Opponent – None

Five Sacks

By Steelers – None
By Opponent – None

500 Yards of Total Offense

By Steelers – 526 (225 rushing, 301 passing) vs. Baltimore, AFC Divisional Playoff, 12/19/76
By Opponent – 569 (134 rushing, 435 passing) vs. Miami, AFC Championship Game, 1/6/85

Limited Team to Under 100 Yards of Total Offense

By Steelers – None
By Opponent – None

Three Interceptions (TEAM)

By Steelers – vs. Baltimore, AFC Championship Game, 1/18/09
By Opponent – vs. Jacksonville, AFC Wild Card Game, 1/5/08

Four Interceptions (TEAM)

By Steelers – None
By Opponent – None

Five Interceptions (TEAM)

By Steelers – vs. Houston, AFC Championship Game, 1/7/79
By Opponent – None

Five Takeaways (TEAM)

By Steelers – vs. Houston (9), AFC Championship Game, 1/7/79 (5 INT, 4 FUM)
By Opponent – vs. Houston, AFC Championship Game, 1/7/79 (2 INT, 3 FUM)

Six Takeaways (TEAM)

By Steelers – vs. Houston (9), AFC Championship Game, 1/7/79 (5 INT, 4 FUM)
By Opponent – vs. Oakland (8), AFC Championship Game, 1/4/76 (3 INT, 5 FUM)

Two 100-Yard Receivers in Same Game

By Steelers – vs. Cleveland (Ward 11–104, Burress 6–100), AFC Wild Card Game, 1/5/03
By Opponent – at New England (Hogan 9 – 180, Edelman 8 – 118), AFC Championship Game, 1/22/17

100 Yards Rushing (TEAM)

By Steelers – 1/15/17 at Kansas City, AFC Divisional Playoff, [34-171]
By Opponent – 1/17/16 at Denver, AFC Divisional Playoff, [33-109]

200 Yards Rushing (TEAM)

By Steelers – 12/29/96 vs. Indianapolis, AFC Wild Card Game, [51–231]
By Opponent – 12/22/73 at Oakland, AFC Divisional Playoff, [55–232]

100-Yard Rusher and 100-Yard Receiver

By Steelers – 1/15/17 at Kansas City, AFC Divisional Playoff, (Bell 170, A. Brown 108)
By Opponent – 1/9/83 vs. San Diego, AFC Wild Card Game (Muncie 126, Chandler 124, Winslow 102)

100-Yard Rusher and Two 100-Yard Receivers

By Steelers – None
By Opponent – 1/9/83 vs. San Diego, AFC Wild Card Game (Muncie 126, Chandler 124, Winslow 102)

100-Yard Rusher, 300-Yard Passer and 100-Yard Receiver

By Steelers – None
By Opponent – 1/9/83 vs. San Diego, AFC Wild Card Game (Muncie 126, Fouts 333, Chandler 124, Winslow 102)

100-Yard Rusher, 300-Yard Passer and Two 100-Yard Receiver

By Steelers – None
By Opponent – 1/9/83 vs. San Diego, AFC Wild Card Game (Muncie 126, Fouts 333, Chandler 124, Winslow 102)

100-Yard Rusher and 300-Yard Passer

By Steelers – None
By Opponent – 1/9/83 vs. San Diego, AFC Wild Card Game (Muncie 126, Fouts 333)

Postseason *Last Time*

THE LAST TIME THE STEELERS/OPPONENT...



Two 100-Yard Receivers and 300-Yard Passer

By Steelers – 1/21/79 vs. Dallas, Super Bowl XIII (Swann 124, Stallworth 115, Bradshaw 318)

By Opponent – 1/22/17 at New England, AFC Championship Game (Brady 384, Hogan 180, Edelman 118)

100-Yard Rusher, 100-Yard Receiver, 200-Yard Receiver and 400-Yard Passer

By Steelers – None
By Opponent – None

100-Yard Rusher, Two 100-Yard Receivers and 400-Yard Passer

By Steelers – None
By Opponent – None

Three 100-Yard Receivers and 300-Yard Passer

By Steelers – None
By Opponent – None

Three Rushing Touchdowns

By Steelers – 1/11/09 vs. San Diego, AFC Divisional Playoff, (Parker 2, Russell 1)

By Opponent – 1/5/97 at New England, AFC Divisional Playoff (Martin 3)

Four Rushing Touchdowns

By Steelers – 12/29/96, vs. Indianapolis, AFC Wild Card Game (Bettis 2, Stewart 2, Witman 1)

By Opponent – 1/1/84 at L.A. Raiders, AFC Divisional Playoff (Allen 2, Hawkins 1, King 1)

Five Rushing Touchdowns

By Steelers – 12/29/96, vs. Indianapolis, AFC Wild Card Game (Bettis 2, Stewart 2, Witman 1)

By Opponent – None

Three Touchdown Passes

By Steelers – 1/8/06 at Cincinnati, AFC Wild Card Game (Roethlisberger 3)

By Opponent – 1/22/17 at New England, AFC Championship Game (Brady 3)

Four Touchdown Passes

By Steelers – 1/21/79 vs. Dallas, Super Bowl XIII (Bradshaw 4)

By Opponent – 1/6/85 vs. Miami, AFC Championship Game (Marino 4)

Five Touchdown Passes

By Steelers – None
By Opponent – None

Six Touchdown Passes

By Steelers – None
By Opponent – None

Six Sacks

By Steelers – None
By Opponent – 1/15/11 vs. Baltimore, AFC Divisional Playoff (6–34)

Seven or More Sacks

By Steelers – None
By Opponent – 1/9/93 vs. Buffalo, AFC Divisional Playoff (7–52)

Two Opponent Fumble Recoveries

By Steelers – 1/8/17 vs. Miami, AFC Wild Card Game (Tuit, Walton)

By Opponent – 1/15/11 vs. Baltimore, AFC Divisional Playoff (Redding, Reed)

Shutout on Road

By Steelers – None
By Opponent – None

Shutout at Home

By Steelers – None
By Opponent – 12/21/47 vs. Philadelphia (21–0), Eastern Division Playoff

OT Win Away from Pittsburgh

By Steelers – 1/31/89 at Houston, AFC Wild Card Game (23–20)
By Opponent – 1/8/12 at Denver, AFC Wild Card Game (29–23)

OT Win in Pittsburgh

By Steelers – 1/15/05 vs. N.Y. Jets, AFC Divisional Playoff (20–17)
By Opponent – None

40 Points

By Steelers – 12/29/96 vs. Indianapolis, AFC Wild Card Game (42–14)

By Opponent – 1/23/05 vs. New England, AFC Championship Game (41–27)

50 Points

By Steelers – None
By Opponent – None

Two-Point Conversion

By Steelers – 1/22/17 at New England, AFC Championship Game (Roethlisberger pass to D. Williams)

By Opponent – 1/17/16 at Denver, AFC Divisional Playoff (Peyton Manning pass to Demaryius Thomas)

Missed Point-After-Touchdown Attempt

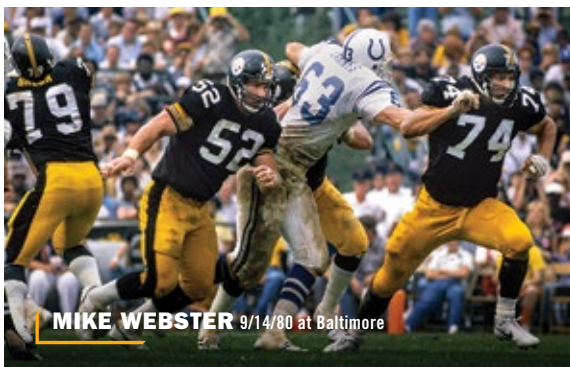
By Steelers – 1/22/17 at New England, AFC Championship Game (Chris Boswell kick failed)

By Opponent – 1/22/17 at New England, AFC Championship Game (Stephen Gostkowski kick failed)

AFC Central/North Division Playoff Races (Week-by-Week)

1980 Central Division

Wk	CIN	CLE ●	HOU ●	PIT
1	0-1	0-1	0-1	1-0
2	0-2	0-2	1-1	2-0
3	1-2	1-2	2-1	2-1
4	1-3	2-2	3-1	3-1
5	1-4	2-3	3-2	4-1
6	2-4	3-3	3-3	4-2
7	3-4	4-3	4-3	4-3
8	3-5	5-3	5-3	4-4
9	3-6	6-3	6-3	5-4
10	3-7	7-3	7-3	6-4
11	3-8	7-4	8-4	7-4
12	3-9	8-4	8-4	7-5
13	4-9	9-4	8-5	8-5
14	5-9	10-4	9-5	8-6
15	6-9	10-5	10-5	9-6
16	6-10	11-5	11-5	9-7



1981 Central Division

Wk	CIN ●	CLE	HOU	PIT
1	1-0	0-1	1-0	0-1
2	2-0	0-2	2-0	0-2
3	2-1	1-2	2-1	1-2
4	3-1	2-2	2-2	2-2
5	3-2	2-3	3-2	3-2
6	4-2	2-4	4-2	4-2
7	5-2	3-4	4-3	4-3
8	5-3	4-4	4-4	5-3
9	6-3	4-5	4-5	5-4
10	7-3	4-6	5-5	5-5
11	8-3	5-6	5-6	6-5
12	9-3	5-7	5-7	7-5
13	10-3	5-8	5-8	8-5
14	10-4	5-6	6-8	8-6
15	11-4	5-10	6-9	8-7
16	12-4	5-11	7-9	8-8

1983 Central Division

Wk	CIN	CLE	HOU	PIT ●
1	0-1	0-1	0-1	0-1
2	0-2	1-1	0-2	1-1
3	0-3	2-1	0-3	2-1
4	1-3	3-1	0-4	2-2
5	1-4	3-2	0-5	3-2
6	1-5	4-2	0-6	4-2
7	1-6	4-3	0-7	5-2
8	2-6	4-4	0-8	6-2
9	3-6	5-4	0-9	7-2
10	4-6	5-5	0-10	8-2
11	4-7	6-5	1-10	9-2
12	5-7	7-5	1-11	9-3
13	5-8	8-5	1-12	9-4
14	6-8	8-6	1-13	9-5
15	7-8	8-7	2-13	10-5
16	7-9	9-7	2-14	10-6

1985 Central Division

Wk	CIN	CLE ●	HOU	PIT
1	0-1	0-1	1-0	1-0
2	0-2	1-1	1-1	1-1
3	0-3	1-2	1-2	2-1
4	1-3	2-2	1-3	2-2
5	1-4	3-2	1-4	2-3
6	2-4	4-2	1-5	2-4
7	2-5	4-3	2-5	3-4
8	3-5	4-4	3-5	3-5
9	4-5	4-5	4-5	4-5
10	5-5	4-6	4-6	5-5
11	5-6	5-6	4-7	6-5
12	5-7	6-6	5-7	6-6
13	6-7	7-6	5-8	6-7
14	7-7	7-7	5-9	6-8
15	7-8	8-7	5-10	7-8
16	7-9	8-8	5-11	7-9

1982 Central Division

Wk	CIN ●	CLE	HOU	PIT
1	1-0	1-0	0-1	1-0
2	1-1	1-1	1-1	2-0
3	Games Canceled (NFL Player Strike)			
4	Games Canceled (NFL Player Strike)			
5	Games Canceled (NFL Player Strike)			
6	Games Canceled (NFL Player Strike)			
7	Games Canceled (NFL Player Strike)			
8	Games Canceled (NFL Player Strike)			
9	Games Canceled (NFL Player Strike)			
10	2-1	2-1	1-2	3-0
11	3-1	2-2	1-3	3-1
12	4-1	2-3	1-4	4-1
13	5-1	2-4	1-5	4-2
14	5-2	3-4	1-6	4-3
15	6-2	4-4	1-7	5-3
16	7-2	4-5	1-8	6-3

1984 Central Division

Wk	CIN	CLE	HOU	PIT ●
1	0-1	0-1	0-1	0-1
2	0-2	0-2	0-2	1-1
3	0-3	0-3	0-3	2-1
4	0-4	1-3	0-4	2-2
5	0-5	1-4	0-5	3-2
6	1-5	1-5	0-6	3-3
7	1-6	1-6	0-7	4-3
8	2-6	1-7	0-8	4-4
9	3-6	1-8	0-9	5-4
10	3-7	2-8	0-10	6-4
11	4-7	2-9	1-10	6-5
12	4-8	3-9	2-10	6-6
13	5-8	4-9	2-11	7-6
14	6-8	4-10	3-11	7-7
15	7-8	4-11	3-12	8-7
16	8-8	5-11	3-13	9-7

1986 Central Division

Wk	CIN	CLE ●	HOU	PIT
1	0-1	0-1	1-0	0-1
2	1-1	1-1	1-1	0-2
3	2-1	1-2	1-2	0-3
4	2-2	2-2	1-3	1-3
5	3-2	3-2	1-4	1-4
6	4-2	4-2	1-5	1-5
7	5-2	4-3	1-6	1-6
8	5-3	5-3	1-7	2-6
9	6-3	6-3	1-8	3-6
10	6-4	7-3	2-4	3-7
11	7-4	7-4	2-9	4-7
12	8-4	8-4	3-9	4-8
13	8-5	9-4	3-10	4-9
14	9-5	10-4	3-11	5-9
15	9-5	11-4	4-11	6-9
16	10-6	12-4	5-11	6-10

AFC Central/North Division PLAYOFF RACES (Week-by-Week)

1987 Central Division

Wk	CIN	CLE ●	HOU ●	PIT
1	1-0	0-1	1-0	1-0
2	1-1	1-1	1-1	1-1
3	Game Canceled [NFL Player Strike]			
4	1-2	2-1	2-1	2-1
5	2-2	2-2	3-1	2-2
6	2-3	3-2	3-2	3-2
7	2-4	4-2	4-2	4-2
8	2-5	4-3	5-2	4-3
9	2-6	5-3	5-3	5-3
10	3-6	6-3	6-3	5-4
11	3-7	7-3	6-4	6-4
12	3-8	7-4	6-5	6-5
13	4-8	7-5	7-5	7-5
14	4-9	8-5	7-6	8-5
15	4-10	9-5	8-6	8-6
16	4-11	10-5	9-6	8-7

1989 Central Division

Wk	CIN	CLE ●	HOU ●	PIT ●
1	0-1	1-0	0-1	0-1
2	1-1	2-0	1-1	0-2
3	2-1	2-1	1-1	0-2
4	3-1	3-1	2-2	2-2
5	4-1	3-2	2-3	2-3
6	4-2	3-3	3-3	3-3
7	4-3	4-3	4-3	3-4
8	5-3	5-3	4-4	4-4
9	5-4	6-3	5-4	4-5
10	5-5	7-3	6-4	4-6
11	6-5	7-3-1	7-4	5-6
12	6-6	7-4-1	7-5	6-6
13	7-6	7-5-1	8-5	6-7
14	7-7	7-6-1	9-5	7-7
15	8-7	8-6-1	9-6	8-7
16	8-8	9-6-1	9-7	9-7

1991 Central Division

Wk	CIN	CLE	HOU ●	PIT
1	0-1	0-1	1-0	1-0
2	0-2	1-1	2-0	1-1
3	0-3	2-1	3-0	2-1
4	0-4	2-2	3-1	2-2
5	0-5	2-3	4-1	3-2
6	0-6	2-4	5-1	3-3
7	0-7	3-4	6-1	3-4
8	0-8	4-4	7-1	3-5
9	1-8	4-5	7-2	3-6
10	1-9	4-6	8-2	4-6
11	1-10	4-7	9-2	4-7
12	1-11	5-7	9-3	5-7
13	2-11	6-7	9-4	5-8
14	2-12	6-8	10-4	5-9
15	2-13	6-9	11-4	6-9
16	3-13	6-10	11-5	7-9

1988 Central Division

Wk	CIN ●	CLE ●	HOU ●	PIT
1	1-0	1-0	1-0	1-0
2	2-0	1-1	2-0	1-1
3	3-0	2-1	2-1	1-2
4	4-0	2-2	3-1	1-3
5	5-0	3-2	3-2	1-4
6	6-0	3-3	4-2	1-5
7	6-1	4-3	5-2	1-6
8	7-1	5-3	5-3	2-6
9	7-2	6-3	6-3	2-7
10	8-2	6-4	7-3	2-8
11	8-3	6-5	7-4	2-9
12	9-3	7-5	8-4	2-10
13	10-3	8-5	9-4	3-10
14	11-3	9-5	9-5	4-10
15	11-4	9-6	10-5	4-11
16	12-4	10-6	10-6	5-11

1990 Central Division


Wk	CIN ●	CLE	HOU ●	PIT
1	1-0	1-0	0-1	0-1
2	2-0	1-1	0-2	1-1
3	3-0	1-2	1-2	1-2
4	3-1	1-3	2-2	1-3
5	4-1	2-3	2-3	2-3
6	4-2	2-4	3-3	3-3
7	5-2	2-5	4-3	3-4
8	5-3	2-6	4-4	4-4
9	5-4	2-7	4-5	5-4
10	6-4	2-8	5-5	5-5
11	6-5	2-9	6-5	6-5
12	7-5	2-10	6-6	6-6
13	7-6	2-11	7-6	7-6
14	7-7	3-11	8-6	8-6
15	8-7	3-12	8-7	9-6
16	9-7	3-13	9-7	9-7

1992 Central Division

Wk	CIN	CLE	HOU ●	PIT ●
1	1-0	0-1	0-1	1-0
2	2-0	0-2	1-1	2-0
3	2-1	1-2	2-1	3-0
4	2-2	1-3	3-1	3-1
5	2-3	2-3	4-1	3-2
6	2-4	3-3	4-2	4-2
7	2-5	4-3	5-2	5-2
8	3-5	4-4	5-3	6-2
9	4-5	5-4	5-4	6-3
10	4-6	5-5	6-4	7-3
11	4-7	5-6	6-5	8-3
12	4-8	6-6	7-5	9-3
13	4-9	7-6	8-5	10-3
14	4-10	7-7	8-6	10-4
15	5-10	7-8	9-6	10-5
16	5-11	7-9	10-6	11-5

1993 Central Division

Wk	CIN	CLE	HOU ●	PIT ●
1	0-1	1-0	0-1	0-1
2	0-2	2-0	1-1	0-2
3	0-3	3-0	1-2	1-2
4	0-4	3-1	1-3	2-2
5	0-5	3-2	1-4	3-2
6	0-6	4-2	2-4	4-2
7	0-7	5-2	3-4	4-3
8	0-8	5-3	4-4	5-3
9	0-9	5-4	5-4	6-3
10	0-10	5-5	6-4	6-4
11	1-10	5-6	7-4	6-5
12	1-11	6-6	8-4	7-5
13	1-12	6-7	9-4	8-5
14	2-12	6-8	10-4	8-6
15	3-12	7-8	11-4	8-7
16	3-13	7-9	12-4	9-7



KEVIN HENRY 12/26/93 at Seattle

● Division Champion ● Wild Card Team

MEDIA INFORMATION

FOOTBALL STAFF

2017 PLAYERS

2016 IN REVIEW

STEELERS HISTORY

RECORDS

AFC Central/North Division PLAYOFF RACES (Week-by-Week)

1994 Central Division

Wk	CIN	CLE ●	HOU	PIT ●
1	0-1	1-0	0-1	0-1
2	0-2	1-1	0-2	1-1
3	0-3	2-1	0-3	2-1
4	0-4	3-1	1-3	2-2
5	0-5	4-1	1-4	3-2
6	0-6	5-1	1-5	4-2
7	0-7	6-1	1-6	5-2
8	0-8	6-2	1-7	5-3
9	1-8	7-2	1-8	6-3
10	2-8	8-2	1-9	7-3
11	2-9	8-3	1-10	8-3
12	2-10	9-3	1-11	9-3
13	2-11	9-4	1-12	10-3
14	2-12	10-4	1-13	11-3
15	2-13	10-5	1-14	12-3
16	3-13	11-5	2-14	12-4



KORDELL STEWART
7/7/97 at Washington

1995 Central Division

Wk	CIN	CLE	HOU ●	JAX	PIT ●
1	1-0	0-1	1-0	0-1	1-0
2	2-0	1-1	1-1	0-2	2-0
3	2-1	1-2	1-2	0-3	2-1
4	2-2	2-2	2-2	0-4	2-2
5	2-3	2-3	2-3	1-4	3-2
6	2-4	2-4	2-4	2-4	3-3
7	3-4	2-5	2-5	2-5	3-4
8	3-5	3-5	3-5	3-5	4-4
9	3-6	4-5	4-5	3-6	5-4
10	4-6	4-6	4-6	3-7	6-4
11	4-7	4-7	4-7	3-8	7-4
12	5-7	5-7	5-7	3-9	8-4
13	5-8	5-8	5-8	3-10	9-4
14	6-8	5-9	5-9	3-11	10-4
15	6-9	6-9	6-9	3-12	11-4
16	7-9	7-9	7-9	4-12	11-5

1997 Central Division

Wk	CIN	BAL	JAX ●	TEN	PIT ●
1	1-0	0-1	1-0	1-0	0-1
2	1-1	1-1	2-0	1-1	1-1
3	1-2	2-1	3-0	1-2	1-2
4	1-3	3-1	3-1	1-3	2-2
5	1-4	3-2	4-1	1-4	3-2
6	1-5	3-3	5-1	2-4	4-2
7	1-6	3-4	5-2	3-4	5-2
8	1-7	4-4	5-3	4-4	6-2
9	2-7	4-5	6-3	4-5	6-3
10	3-7	4-6	7-3	5-5	7-3
11	3-8	4-6-1	8-3	5-6	8-3
12	4-8	4-7-1	8-4	6-6	8-4
13	4-9	4-8-1	9-4	7-6	9-4
14	5-9	5-8-1	9-5	7-7	10-4
15	6-9	6-8-1	10-5	7-8	11-4
16	7-9	6-9-1	11-5	8-8	11-5

1999 Central Division

Wk	CIN	CLE	BAL	JAX ●	TEN ●	PIT ●
1	0-1	0-1	0-1	1-0	1-0	1-0
2	0-2	0-2	0-2	2-0	2-0	2-0
3	0-3	0-3	1-2	2-1	3-0	2-1
4	1-3	0-4	2-2	3-1	3-1	2-2
5	1-4	0-5	2-3	4-1	4-1	2-3
6	1-5	0-6	Bye	5-1	Bye	3-3
7	1-6	0-7	2-4	Bye	5-1	4-3
8	1-7	1-7	2-5	6-1	6-1	4-3
9	1-8	1-8	3-5	7-1	6-2	5-3
10	1-9	2-8	3-6	8-1	7-2	5-4
11	1-10	2-9	4-6	9-1	8-2	5-5
12	2-10	2-10	4-7	10-1	9-2	5-6
13	3-10	2-11	5-7	11-1	9-3	5-7
14	4-10	2-12	6-7	12-1	10-3	5-8
15	Bye	2-13	7-7	13-1	11-3	5-9
16	4-11	2-14	8-7	13-2	12-3	6-9
17	4-12	Bye	8-8	14-2	13-3	6-10

1996 Central Division

Wk	CIN	BAL	HOU	JAX ●	PIT ●
1	0-1	1-0	0-1	1-0	0-1
2	0-2	1-1	1-1	1-1	1-1
3	1-2	1-2	2-1	1-2	2-1
4	1-3	2-2	2-2	1-3	3-1
5	1-4	2-3	3-2	2-3	4-1
6	1-5	2-4	4-2	2-4	5-1
7	1-6	2-5	5-2	3-4	5-2
8	2-6	3-5	5-3	3-5	6-2
9	3-6	3-6	5-4	3-6	7-2
10	4-6	3-7	6-4	4-6	7-3
11	4-7	3-8	6-5	4-7	8-3
12	5-7	3-9	6-6	5-7	9-3
13	5-8	4-9	7-6	6-7	9-4
14	6-8	4-10	7-7	7-7	10-4
15	7-8	4-11	7-8	8-7	10-5
16	8-8	4-12	8-8	9-7	10-6

1998 Central Division

Wk	CIN	BAL	JAX ●	TEN	PIT
1	0-1	0-1	1-0	1-0	1-0
2	1-1	1-1	2-0	1-1	2-0
3	1-2	1-2	3-0	1-2	2-1
4	1-3	2-2	4-0	1-3	3-1
5	2-3	2-3	5-0	2-3	3-2
6	2-4	2-4	5-1	3-3	4-2
7	2-5	2-5	5-2	3-4	5-2
8	2-6	2-6	6-2	4-4	5-3
9	2-7	3-6	7-2	5-4	6-3
10	2-8	3-7	8-2	6-4	6-4
11	2-9	4-7	8-3	6-5	7-4
12	2-10	5-7	9-3	6-6	7-5
13	2-11	5-8	10-3	7-6	7-6
14	2-12	5-9	10-4	8-6	7-7
15	3-12	5-10	10-5	8-7	7-8
16	3-13	6-10	11-5	8-8	7-9

2000 Central Division

Wk	CIN	CLE	BAL ●	JAX	TEN ●	PIT
1	Bye	0-1	1-0	1-0	0-1	0-1
2	0-1	1-1	2-0	1-1	1-1	Bye
3	0-2	2-1	2-1	2-1	Bye	0-2
4	0-3	2-2	3-1	2-2	2-1	0-3
5	0-4	2-3	4-1	2-3	3-1	1-3
6	0-5	2-4	5-1	2-4	4-1	2-3
7	0-6	2-5	5-2	2-5	5-1	3-3
8	1-6	2-6	5-3	2-6	6-1	4-3
9	2-6	2-7	5-4	3-6	7-1	5-3
10	2-7	2-8	6-4	Bye	8-1	5-4
11	2-8	3-8	7-4	3-7	8-2	5-5
12	2-9	3-9	8-4	4-7	9-2	5-6
13	2-10	3-10	9-4	5-7	9-3	6-6
14	3-10	3-11	Bye	6-7	10-3	7-6
15	3-11	3-12	10-4	7-7	11-3	7-7
16	4-11	3-13	11-4	7-8	12-3	8-7
17	4-12	Bye	12-4	7-9	13-3	9-7

AFC Central/North Division PLAYOFF RACES (Week-by-Week)

2001 Central Division

Wk	CIN	CLE	BAL	JAX	TEN	PIT
1	1-0	0-1	1-0	1-0	0-1	0-1
2	2-0	1-1	1-1	2-0	0-2	Bye
3	2-1	2-1	2-1	2-1	Bye	1-1
4	2-2	3-1	3-1	2-2	0-3	2-1
5	3-2	3-2	3-2	Bye	1-3	3-1
6	3-3	4-2	3-3	2-3	2-3	4-1
7	4-3	Bye	4-3	2-4	2-4	5-1
8	Bye	4-3	5-3	2-5	3-4	5-2
9	4-4	4-4	6-3	3-5	3-5	6-2
10	4-5	5-4	6-4	3-6	4-5	7-2
11	4-6	6-4	7-4	3-7	4-6	8-2
12	4-7	6-5	8-4	3-8	5-6	9-2
13	4-8	6-6	Bye	4-8	5-7	10-2
14	4-9	6-7	8-5	5-8	6-7	11-2
15	4-10	6-8	9-5	6-8	7-7	12-2
16	5-10	7-8	9-6	6-9	7-8	12-3
17	6-10	7-9	10-6	6-10	7-9	13-3

2004 North Division

Wk	BAL	CIN	CLE	PIT
1	0-1	0-1	1-0	1-0
2	1-1	1-1	1-1	1-1
3	2-1	1-2	1-2	2-1
4	2-2	1-3	2-2	3-1
5	3-2	Bye	2-3	4-1
6	Bye	1-4	3-3	5-1
7	4-2	2-4	3-4	Bye
8	4-3	2-5	Bye	6-1
9	5-3	3-5	3-5	7-1
10	6-3	4-5	3-6	8-1
11	7-3	4-6	3-7	9-1
12	7-4	5-6	3-8	10-1
13	7-5	6-6	3-9	11-1
14	8-5	6-7	3-10	12-1
15	8-6	6-8	3-11	13-1
16	8-7	7-8	3-12	14-1
17	9-7	8-8	4-12	15-1

2007 North Division

Wk	BAL	CIN	CLE	PIT
1	0-1	1-0	0-1	1-0
2	1-1	1-1	1-1	2-0
3	2-1	1-2	1-2	3-0
4	2-2	1-3	2-2	3-1
5	3-2	Bye	2-3	4-1
6	4-2	1-4	3-3	Bye
7	4-3	2-4	Bye	4-2
8	Bye	2-5	4-3	5-2
9	4-4	2-6	5-3	6-2
10	4-5	3-6	5-4	7-2
11	4-6	3-7	6-4	7-3
12	4-7	4-7	7-4	8-3
13	4-8	4-8	7-5	9-3
14	4-9	5-8	8-5	9-4
15	4-10	5-9	9-5	9-5
16	4-11	6-9	9-6	10-5
17	5-11	7-9	10-6	10-6

2002 North Division

Wk	BAL	CIN	CLE	PIT
1	0-1	0-1	0-1	0-1
2	0-2	0-2	1-1	0-2
3	Bye	0-3	2-1	Bye
4	1-2	0-4	2-2	1-2
5	2-2	0-5	2-3	1-3
6	2-3	0-6	2-4	2-3
7	3-3	Bye	3-4	3-3
8	3-4	0-7	4-4	4-3
9	3-5	1-7	4-5	5-3
10	4-5	1-8	Bye	5-3-1
11	4-6	1-9	5-5	5-4-1
12	5-6	1-10	6-5	6-4-1
13	6-6	1-11	6-6	7-4-1
14	6-7	1-12	7-6	7-5-1
15	7-7	1-13	7-7	8-5-1
16	7-8	2-13	8-7	9-5-1
17	7-9	2-14	9-7	10-5-1

2005 North Division

Wk	BAL	CIN	CLE	PIT
1	0-1	1-0	0-1	1-0
2	0-2	2-0	1-1	2-0
3	Bye	3-0	1-2	2-1
4	1-2	4-0	Bye	Bye
5	1-3	4-1	2-2	3-1
6	2-3	5-1	2-3	3-2
7	2-4	5-2	2-4	4-2
8	2-5	6-2	2-5	5-2
9	2-6	7-2	3-5	6-2
10	2-7	Bye	3-6	7-2
11	3-7	7-3	4-6	7-3
12	3-8	8-3	4-7	7-4
13	4-8	9-3	4-8	7-5
14	4-9	10-3	4-9	8-5
15	5-9	11-3	5-9	9-5
16	6-9	11-4	5-10	10-5
17	6-10	11-5	6-10	11-5

2008 North Division

Wk	BAL	CIN	CLE	PIT
1	1-0	0-1	0-1	1-0
2	Bye	0-2	0-2	2-0
3	2-0	0-3	0-3	2-1
4	2-1	0-4	1-3	3-1
5	2-2	0-5	Bye	4-1
6	2-3	0-6	2-3	Bye
7	3-3	0-7	2-4	5-1
8	4-3	0-8	3-4	5-2
9	5-3	1-8	3-5	6-2
10	6-3	Bye	3-6	6-3
11	6-4	1-8-1	4-6	7-3
12	7-4	1-9-1	4-7	8-3
13	8-4	1-10-1	4-8	9-3
14	9-4	1-11-1	4-9	10-3
15	9-5	2-11-1	4-10	11-3
16	10-5	3-11-1	4-11	11-4
17	11-5	4-11-1	4-12	12-4

2003 North Division

Wk	BAL	CIN	CLE	PIT
1	0-1	0-1	0-1	1-0
2	1-1	0-2	0-2	1-1
3	2-1	0-3	1-2	2-1
4	2-2	1-3	1-3	2-2
5	Bye	1-4	2-3	2-3
6	3-2	Bye	3-3	2-4
7	3-3	2-4	3-4	Bye
8	4-3	3-4	3-5	2-5
9	5-3	3-5	Bye	2-6
10	5-4	4-5	3-6	3-6
11	5-5	5-5	4-6	3-7
12	6-5	6-5	4-7	4-7
13	7-5	7-5	4-8	4-8
14	8-5	7-6	4-9	5-8
15	8-6	8-6	4-10	5-9
16	9-6	8-7	4-11	6-9
17	10-6	8-8	5-11	6-10

2006 North Division

Wk	BAL	CIN	CLE	PIT
1	1-0	1-0	0-1	1-0
2	2-0	2-0	0-2	1-1
3	3-0	3-0	0-3	1-2
4	4-0	3-1	1-3	Bye
5	4-1	Bye	1-4	1-3
6	4-2	3-2	Bye	2-3
7	Bye	4-2	1-5	2-4
8	5-2	4-3	2-5	2-5
9	6-2	4-4	2-6	2-6
10	7-2	4-5	3-6	3-6
11	8-2	5-5	3-7	4-6
12	9-2	6-5	3-8	4-7
13	9-3	7-5	4-8	5-7
14	10-3	8-5	4-9	6-7
15	11-3	8-6	4-10	7-7
16	12-3	8-7	4-11	7-8
17	13-3	8-8	4-12	8-8

2009 North Division

Wk	BAL	CIN	CLE	PIT
1	1-0	0-1	0-1	1-0
2	2-0	1-1	0-2	1-1
3	3-0	2-1	0-3	1-2
4	3-1	3-1	0-4	2-2
5	3-2	4-1	1-4	3-2
6	3-3	4-2	1-5	4-2
7	Bye	5-2	1-6	5-2
8	4-3	Bye	1-7	Bye
9	4-4	6-2	Bye	6-2
10	5-4	7-2	1-8	6-3
11	5-5	7-3	1-9	6-4
12	6-5	8-3	1-10	6-5
13	6-6	9-3	1-11	6-6
14	7-6	9-4	2-11	6-7
15	8-6	9-5	3-11	7-7
16	8-7	10-5	4-11	8-7
17	9-7	10-6	5-11	9-7

● Division Champion ● Wild Card Team

AFC Central/North Division PLAYOFF RACES (Week-by-Week)

2010 North Division

Wk	BAL ●	CIN	CLE	PIT ●
1	1-0	0-1	0-1	1-0
2	1-1	1-1	0-2	2-0
3	2-1	2-1	0-3	3-0
4	3-1	2-2	1-3	3-1
5	4-1	2-3	1-4	Bye
6	4-2	Bye	1-5	4-1
7	5-2	2-4	2-5	5-1
8	Bye	2-5	Bye	5-2
9	6-2	2-6	3-5	6-2
10	6-3	2-7	3-6	6-3
11	7-3	2-8	3-7	7-3
12	8-3	2-9	4-7	8-3
13	8-4	2-10	5-7	9-3
14	9-4	2-11	5-8	10-3
15	10-4	3-11	5-9	10-4
16	11-4	4-11	5-10	11-4
17	12-4	4-12	5-11	12-4



2011 North Division

Wk	BAL ●	CIN ●	CLE	PIT ●
1	1-0	0-1	0-1	0-1
2	1-1	1-1	1-1	1-1
3	2-1	1-2	2-1	2-1
4	3-1	2-2	2-2	2-2
5	Bye	3-2	Bye	3-2
6	4-1	4-2	2-3	4-2
7	4-2	Bye	3-3	5-2
8	5-2	5-2	3-4	6-2
9	6-2	6-2	3-5	6-3
10	6-3	6-3	3-6	7-3
11	7-3	6-4	4-6	Bye
12	8-3	7-4	4-7	8-3
13	9-3	7-5	4-8	9-3
14	10-3	7-6	4-9	10-3
15	10-4	8-6	4-10	10-4
16	11-4	9-6	4-11	11-4
17	12-4	9-7	4-12	12-4

2013 North Division

Wk	BAL	CIN ●	CLE	PIT
1	0-1	0-1	0-1	0-1
2	1-1	1-1	0-2	0-2
3	2-1	2-1	1-2	0-3
4	2-2	2-2	2-2	0-4
5	3-2	3-2	3-2	Bye
6	3-3	4-2	3-3	1-4
7	3-4	5-2	3-4	2-4
8	Bye	6-2	3-5	2-5
9	3-5	6-3	4-5	2-6
10	4-5	6-4	Bye	3-6
11	4-6	7-4	4-6	4-6
12	5-6	Bye	4-7	5-6
13	6-6	8-4	4-8	5-7
14	7-6	9-4	4-9	5-8
15	8-6	9-5	4-10	6-8
16	8-7	10-5	4-11	7-8
17	8-8	11-5	4-12	8-8

2015 North Division

Wk	BAL	CIN ●	CLE	PIT ●
1	0-1	1-0	0-1	0-1
2	0-2	2-0	1-1	1-1
3	0-3	3-0	1-2	2-1
4	1-3	4-0	1-3	2-2
5	1-4	5-0	2-3	3-2
6	1-5	6-0	2-4	4-2
7	1-6	Bye	2-5	4-3
8	2-6	7-0	2-6	4-4
9	Bye	8-0	2-7	5-4
10	2-7	8-1	2-8	6-4
11	3-7	8-2	Bye	Bye
12	4-7	9-2	2-9	6-5
13	4-8	10-2	2-10	7-5
14	4-9	10-3	3-10	8-5
15	4-10	11-3	3-11	9-5
16	5-10	11-4	3-12	9-6
17	5-11	12-4	3-13	10-6

2012 North Division

Wk	BAL ●	CIN ●	CLE	PIT
1	1-0	0-1	0-1	0-1
2	1-1	1-1	0-2	1-1
3	2-1	2-1	0-3	1-2
4	3-1	3-1	0-4	Bye
5	4-1	3-2	0-5	2-2
6	5-1	3-3	1-5	2-3
7	5-2	3-4	1-6	3-3
8	Bye	Bye	2-6	4-3
9	6-2	3-5	2-7	5-3
10	7-2	4-5	Bye	6-3
11	8-2	5-5	2-8	6-4
12	9-2	6-5	3-8	6-5
13	9-3	7-5	4-8	7-5
14	9-4	7-6	5-8	7-6
15	9-5	8-6	5-9	7-7
16	10-5	9-6	5-10	7-8
17	10-6	10-6	5-11	8-8

2014 North Division

Wk	BAL ●	CIN ●	CLE	PIT ●
1	0-1	1-0	0-1	1-0
2	1-1	2-0	1-1	1-1
3	2-1	3-0	1-2	2-1
4	3-1	Bye	Bye	2-2
5	3-2	3-1	2-2	3-2
6	4-2	3-1-1	3-2	3-3
7	5-2	3-2-1	3-3	4-3
8	5-3	4-2-1	4-3	5-3
9	5-4	5-2-1	5-3	6-3
10	6-4	5-3-1	6-3	6-4
11	Bye	6-3-1	6-4	7-4
12	7-4	7-3-1	7-4	Bye
13	7-5	8-3-1	7-5	7-5
14	8-5	8-4-1	7-6	8-5
15	9-5	9-4-1	7-7	9-5
16	9-6	10-4-1	7-8	10-5
17	10-6	10-5-1	7-9	11-5


2016 North Division

Wk	BAL	CIN	CLE	PIT ●
1	1-0	1-0	0-1	1-0
2	2-0	1-1	0-2	2-0
3	3-0	1-2	0-3	2-1
4	3-1	2-2	0-4	3-1
5	3-2	2-3	0-5	4-1
6	3-3	2-4	0-6	4-2
7	3-4	3-4	0-7	4-3
8	Bye	3-4-1	0-8	Bye
9	4-4	Bye	0-9	4-4
10	5-4	3-5-1	0-10	4-5
11	5-5	3-6-1	0-11	5-5
12	6-5	3-7-1	0-12	6-5
13	7-5	4-7-1	Bye	7-5
14	7-6	5-7-1	0-13	8-5
15	8-6	5-8-1	0-14	9-5
16	8-7	5-9-1	1-14	10-5
17	8-8	6-9-1	1-15	11-5

Steelers Quarterback Records

QUARTERBACK STARTING RECORDS

Year	Player	Record	Year	Player	Record
1969	Terry Hanratty	0-5	1994	Neil O'Donnell	10-4
1970	Terry Bradshaw	3-5		Mike Tomczak	2-0
	Terry Hanratty	2-4	1995	Neil O'Donnell	9-3
1971	Terry Bradshaw	5-8		Mike Tomczak	2-2
	Terry Hanratty	1-0	1996	Mike Tomczak	10-5
1972	Terry Bradshaw	11-3		Jim Miller	0-1
1973	Terry Bradshaw	8-1	1997	Kordell Stewart	11-5
	Terry Hanratty	2-2	1998	Kordell Stewart	7-9
	Joe Gilliam	0-1	1999	Kordell Stewart	5-6
1974	Terry Bradshaw	5-2		Mike Tomczak	1-4
	Terry Hanratty	1-0	2000	Kordell Stewart	7-4
	Joe Gilliam	4-1-1		Kent Graham	2-3
1975	Terry Bradshaw	12-2	2001	Kordell Stewart	13-3
1976	Mike Kruczek	6-0	2002	Tommy Maddox	8-3-1
	Terry Bradshaw	4-4		Kordell Stewart	2-2
1977	Terry Bradshaw	9-5	2003	Tommy Maddox	6-10
1978	Terry Bradshaw	14-2	2004	Ben Roethlisberger	13-0
1979	Terry Bradshaw	12-4		Tommy Maddox	2-1
1980	Terry Bradshaw	9-6	2005	Ben Roethlisberger	9-3
	Cliff Stoudt	0-1		Charlie Batch	2-0
1981	Terry Bradshaw	8-6		Tommy Maddox	0-2
	Mark Malone	0-2	2006	Ben Roethlisberger	7-8
1982	Terry Bradshaw	6-3		Charlie Batch	1-0
1983	Cliff Stoudt	9-6	2007	Ben Roethlisberger	10-5
	Terry Bradshaw	1-0		Charlie Batch	0-1
1984	Mark Malone	6-3	2008	Ben Roethlisberger	12-4
	David Woodley	3-4	2009	Ben Roethlisberger	9-6
1985	David Woodley	4-2		Dennis Dixon	0-1
	Mark Malone	3-5	2010	Ben Roethlisberger	9-3
	Scott Campbell	0-2		Dennis Dixon	2-0
1986	Mark Malone	6-8		Charlie Batch	1-1
	Bubby Brister	0-2	2011	Ben Roethlisberger	11-4
1987	Mark Malone	6-6		Charlie Batch	1-0
	Steve Bono	2-1	2012	Ben Roethlisberger	7-6
1988	Bubby Brister	4-9		Charlie Batch	1-1
	Todd Blackledge	1-2		Byron Leftwich	0-1
1989	Bubby Brister	8-6	2013	Ben Roethlisberger	8-8
	Todd Blackledge	1-1	2014	Ben Roethlisberger	11-5
1990	Bubby Brister	9-7	2015	Ben Roethlisberger	7-4
1991	Bubby Brister	5-3		Mike Vick	2-1
	Neil O'Donnell	2-6		Landry Jones	1-1
1992	Neil O'Donnell	9-3	2016	Ben Roethlisberger	10-4
	Bubby Brister	2-2		Landry Jones	1-1
1993	Neil O'Donnell	9-6			
	Mike Tomczak	0-1			



QUARTERBACK CAREER RECORDS

Ben Roethlisberger (2004-16)	123-60
Terry Bradshaw (1970-83)	107-51
Kordell Stewart (1995-02)	45-29
Neil O'Donnell (1990-95)	39-22
Bubby Brister (1986-92)	28-29
Mark Malone (1981-87)	21-24
Tommy Maddox (2002-05)	16-16-1
Mike Tomczak (1993-99)	15-12
Cliff Stoudt (1977-83)	9-7
David Woodley (1984-85)	7-6
Mike Kruczek (1976-79)	6-0
Charlie Batch (2002-12)	6-3
Terry Hanratty (1969-75)	6-11
Joe Gilliam (1972-75)	4-2-1
Mike Vick (2015)	2-1
Dennis Dixon (2008-11)	2-1
Steve Bono (1987-88)	2-1
Landry Jones (2013-16)	2-2
Kent Graham (2000)	2-3
Todd Blackledge (1988-89)	2-3
Byron Leftwich (2008, 2010-2012)	0-1
Jim Miller (1995-96)	0-1
Scott Campbell (1984-86)	0-2

Steelers Attendance

STEELERS YEARLY ATTENDANCE FIGURES/AVERAGE (Regular Season)

Year	Games	Home Total	Home Avg.	Away Total	Away Avg.	Yearly Total	Yearly Avg.
1933	11●	57,000	11,400	42,500	8,500	99,500	9,500
1934	12	85,834	14,306	63,200	10,533	149,034	12,419
1935	12	87,421	12,489	55,000	11,000	142,421	11,868
1936	12	90,464	18,093	78,747	11,250	169,211	14,101
1937	10	79,629	13,272	68,282	17,071	147,911	14,791
1938	11●	63,999	12,800	91,441	18,288	155,440	15,544
1939	11	37,378	7,476	105,328	17,555	142,706	12,973
1940	11	101,988	20,398	103,683	17,281	205,671	18,697
1941	11	81,129	16,226	134,233	22,372	215,362	19,579
1942	11	86,017	17,203	96,353	16,059	182,369	16,579
1943	10●	129,347	21,558	107,865	26,966	237,212	23,721
1944	10●	69,670	13,934	135,988	27,198	205,658	20,566
1945	10	95,765	19,153	149,887	29,977	245,652	24,565
1946	11	176,827	35,365	158,916	26,486	335,743	30,522
1947	13	243,271	34,753	198,628	33,105	441,899	33,992
1948	12	174,726	29,121	118,892	19,815	293,618	24,468
1949	12	152,767	25,461	123,672	20,612	276,439	23,037
1950	12	158,134	26,356	143,298	23,883	301,432	25,119
1951	12	134,126	22,354	106,925	17,821	241,051	20,088
1952	12	134,669	22,445	187,898	31,316	322,567	26,881
1953	12	157,830	26,305	155,466	25,911	313,296	26,108
1954	12	182,648	30,441	141,070	23,512	323,718	26,977
1955	12	176,496	29,416	201,711	33,619	378,207	31,517
1956	12	170,267	28,378	211,563	35,261	381,830	31,819
1957	12	168,957	28,160	197,898	32,983	366,855	30,571
1958	12	140,592	23,432	209,337	34,890	349,929	29,161
1959	12	159,870	26,645	255,573	42,596	415,443	34,620
1960	12	173,099	28,850	265,469	44,245	438,568	36,547
1961	14	155,903	22,272	287,625	41,089	443,528	31,681
1962	14	174,741	24,963	297,791	42,542	472,532	33,753
1963	14	257,985	36,855	349,492	49,927	607,477	43,391
1964	14	251,990	35,999	355,453	50,779	607,443	43,389
1965	14	228,954	32,708	366,596	52,371	595,550	42,539
1966	14	249,331	35,619	407,761	58,252	657,092	46,935
1967	14	271,522	38,789	420,655	60,094	692,177	49,441
1968	14	234,241	33,463	396,530	56,647	630,771	45,055
1969	14	273,058	39,008	416,758	59,537	689,816	49,273
1970	14	323,387	46,198	400,966	57,281	724,353	51,740
1971	14	323,812	46,259	412,446	58,921	736,258	52,590
1972	14	340,549	48,650	387,406	55,344	727,955	51,997
1973	14	377,351	53,907	332,111	47,444	709,462	50,676
1974	14	325,457	46,494	405,919	57,988	731,376	52,241
1975	14	341,205	48,744	391,700	55,957	732,905	52,350
1976	14	330,620	47,231	416,875	59,554	747,495	53,393
1977	14	337,156	48,165	399,251	57,036	736,407	52,601
1978	16	380,258	47,532	490,878	61,360	871,136	54,446
1979	16	391,931	48,991	492,722	61,590	884,653	55,291
1980	16	424,106	53,013	491,122	61,390	915,228	57,202
1981	16	421,234	52,654	483,184	60,398	904,143	56,509
1982	9	208,890	52,223	286,852	57,370	549,288	54,929
1983	16	462,587	57,823	481,357	60,170	943,944	58,997
1984	16	447,288	55,911	508,396	63,550	955,644	59,728
1985	16	436,069	54,509	481,201	60,150	917,270	57,329
1986	16	414,937	51,867	482,461	60,308	897,398	56,087

● One game of attendance unavailable ● Games played in Pittsburgh and Philadelphia ● Games played in Pittsburgh and Chicago

Steelers Attendance

STEELERS YEARLY ATTENDANCE FIGURES/AVERAGE [Regular Season] (Continued)

Year	Games	Home Total	Home Avg.	Away Total	Away Avg.	Yearly Total	Yearly Avg.
1987	15	353,402	50,486	364,454	45,557	717,856	47,857
1988	16	396,044	49,506	466,099	58,262	862,143	53,884
1989	16	383,494	47,937	441,022	55,128	824,516	51,532
1990	16	434,769	54,346	510,899	63,862	945,668	59,104
1991	16	406,935	50,867	526,678	65,835	933,613	58,351
1992	16	427,282	53,410	510,270	63,784	937,552	58,597
1993	16	440,927	55,116	503,509	62,939	944,436	59,027
1994	16	461,272	57,659	494,849	61,606	954,121	59,633
1995	16	455,913	56,989	486,946	60,868	942,859	58,929
1996	16	466,944	58,368	513,289	64,161	980,233	61,264
1997	16	462,532	57,817	519,955	64,994	982,487	61,405
1998	16	464,619	58,077	540,926	67,616	1,005,545	62,847
1999	16	416,618	52,077	555,589	69,448	972,207	60,763
2000	16	440,428	55,053	546,611	68,326	987,039	61,690
2001	16	499,191	62,399	556,337	69,542	1,055,528	65,971
2002	16	490,274	61,284	533,174	66,647	1,023,448	63,966
2003	16	477,584	59,698	574,929	71,866	1,052,513	65,782
2004	16	507,385	63,423	574,856	71,857	1,082,241	67,640
2005	16	507,434	63,429	541,305	67,663	1,048,739	65,546
2006	16	499,461	62,433	552,626	69,078	1,052,087	65,755
2007	16	496,675	62,084	564,632	70,579	1,061,307	66,332
2008	16	503,125	62,890	573,573	71,866	1,076,698	67,294
2009	16	507,882	63,458	543,504	67,938	1,051,386	65,711
2010	16	504,669	63,084	545,046	68,131	1,049,715	65,607
2011	16	504,279	63,035	545,236	68,155	1,049,515	65,595
2012	16	489,135	61,141	589,439	73,680	1,078,574	67,411
2013	16	458,489	57,311	567,283	70,910	1,025,772	64,111
2014	16	497,811	62,226	562,731	70,341	1,060,542	66,283
2015	16	517,854	64,731	535,858	66,982	1,053,712	65,857
2016	16	514,503	64,313	551,124	68,890	1,065,627	66,602

● Team Record ● Inaugural Season at Heinz Field

ATTENDANCE AT HEINZ FIELD

The Steelers drew 514,503 fans to their eight home games during the 2016 season, averaging 64,313 per home game. Since Heinz Field opened in 2001, the Steelers have averaged at least 57,000 fans per game each season.

Pittsburgh had a season-high and Heinz Field record of 67,737 fans in Week 10 versus Dallas.

The Steelers have sold out 349 straight regular-season games at home, dating back to Nov. 5, 1972 versus Cincinnati.

Below are the Steelers' all-time home attendance figures since 1970 during the regular season.

ALL-TIME ATTENDANCE AT HEINZ FIELD

REGULAR SEASON

Year	Games	Total Attendance	Avg.
1970	7	318,698	45,528
1971	7	323,812	46,259
1972	7	340,549	48,650
1973	8	377,351	47,169
1974	7	325,457	46,494
1975	7	341,205	48,744
1976	7	330,620	47,231
1977	7	337,156	48,165
1978	8	380,258	47,532
1979	8	391,931	48,991
1980	8	424,106	53,013
1981	8	420,964	52,621
1982	4	208,890	52,223
1983	8	462,587	57,823
1984	8	447,288	55,911
1985	8	436,069	54,509
1986	8	414,937	51,867
1987	7	353,402	50,586
1988	8	396,044	49,506
1989	8	383,494	47,937
1990	8	434,769	54,346
1991	8	406,935	50,867
1992	8	427,782	53,410
1993	8	440,927	55,116
1994	8	461,272	57,659
1995	8	455,913	56,989
1996	8	466,944	58,368
1997	8	462,532	57,817
1998	8	464,619	58,077
1999	8	416,618	52,077
2000	8	440,428	55,053
2001	8	499,191	62,399
2002	8	490,274	61,284
2003	8	477,584	59,698
2004	8	507,385	63,423
2005	8	507,434	63,429
2006	8	499,461	62,433
2007	8	496,675	62,084
2008	8	503,125	62,890
2009	8	507,882	63,458
2010	8	504,669	63,084
2011	8	504,279	63,035
2012	8	489,135	61,141
2013	8	458,489	57,311
2014	8	497,811	62,226
2015	8	517,854	64,731
2016	8	514,503	64,313

- Played four home games due to players' strike.
- Played seven home games due to players' strike.
- Inaugural season at Heinz Field.
- Team Record

BREAKDOWN OF 2016 ATTENDANCE

The Steelers drew an average of 64,313 fans to each home game in 2016. It marked the 23rd time in the last 24 seasons and the 17th consecutive season that the Steelers have averaged more than 55,000 fans at each home game.

The Steelers continued to be one of the most popular road teams in 2016. Pittsburgh drew 551,124 fans on the road, an average of 68,890 fans per game.

2016 REGULAR-SEASON ATTENDANCE NUMBERS

Home	Road
1. Cincinnati [65,072]	Washington [79,124]
2. Kansas City [61,278]	Philadelphia [69,596]
3. N.Y. Jets [66,385]	Miami [65,351]
4. New England [66,009]	Baltimore [71,286]
5. Dallas [67,737]	Cleveland [67,431]
6. N.Y. Giants [65,825]	Indianapolis [66,583]
7. Baltimore [66,276]	Buffalo [69,657]
8. Cleveland [55,921]	Cincinnati [62,096]

TOP 10 HOME CROWDS IN STEELERS HISTORY

The Steelers set the single-game home attendance record [67,737] in 2016 against the Dallas Cowboys in Week 10.

The Steelers overall attendance record at Three Rivers Stadium was 61,545 during the 1994 AFC Championship Game (Jan. 15, 1995) versus the San Diego Chargers. Pittsburgh's top regular-season attendance figure at Three Rivers was 60,808 on Dec. 18, 1994, versus the Cleveland Browns.

	Date	Opponent	Attendance
1.	Nov. 13, 2016	Dallas	67,737
2.	Dec. 20, 2015	Denver	67,234
3.	Oct. 1, 2015	Baltimore	66,929
4.	Jan. 23, 2011	N.Y. Jets*	66,662
5.	Sept. 20, 2015	San Francisco	66,472
6.	Oct. 9, 2016	N.Y. Jets	66,385
7.	Dec. 25, 2016	Baltimore	66,276
8.	Oct. 23, 2016	New England	66,009
9.	Dec. 4, 2016	N.Y. Giants	65,825
10.	Oct. 25, 2009	Minnesota	65,597

* Playoff Game 2016 Season is in bold

84 Years with the Steelers

MEDIA INFORMATION

FOOTBALL STAFF

2017 PLAYERS

2016 IN REVIEW

STEELERS HISTORY

RECORDS

2016 Mike Tomlin (HEAD COACH)

W-11, L-5	Steelers	Opp.	
9/12	at Washington	38	16 W
9/18	Cincinnati	24	16 W
9/25	at Philadelphia	3	34 L
10/2	Kansas City	43	14 W
10/9	N.Y. Jets	31	13 W
10/16	at Miami	15	30 L
10/23	New England	16	27 L
10/30	Idle		
11/6	at Baltimore	14	21 L
11/13	Dallas	30	35 L
11/20	at Cleveland	24	9 W
11/24	at Indianapolis	28	7 W
12/4	N.Y. Giants	24	14 W
12/11	at Buffalo ***	27	20 W
12/18	at Cincinnati	24	20 W
12/25	Baltimore	31	27 W
1/1	Cleveland	27	24 W
[H 7-1, A 5-3]	399	327	

***Tomlin's 100th win

AFC Playoff Game (Wild Card)

1/8	Miami	30	12 W
-----	-------	----	------

AFC Playoff Game (Divisional)

1/15	at Kansas City	18	16 W
------	----------------	----	------

AFC Championship Game

1/22	at New England	17	36 L
------	----------------	----	------

2015 Mike Tomlin (HEAD COACH)

W-10, L-6	Steelers	Opp.	
9/10	at New England	21	28 L
9/20	San Francisco	43	18 W
9/27	at St. Louis	12	6 W
10/1	Baltimore [OT]	20	23 L
10/12	at San Diego	24	20 W
10/18	Arizona	25	13 W
10/25	at Kansas City	13	23 L
11/1	Cincinnati	10	16 L
11/8	Oakland	38	35 W
11/15	Cleveland	30	9 W
11/22	Idle		
11/29	at Seattle	30	39 L
12/6	Indianapolis	45	10 W
12/13	at Cincinnati	33	20 W
12/20	Denver	34	27 W
12/27	at Baltimore	17	20 L
1/3	at Cleveland	28	12 W
[H 6-2, A 4-4]	423	319	

AFC Playoff Game (Wild Card)

1/9	at Cincinnati	18	16 [W]
-----	---------------	----	--------

AFC Playoff Game (Divisional)

1/17	at Denver	16	23 [L]
------	-----------	----	--------

2014 Mike Tomlin (HEAD COACH)

W-11, L-5	Steelers	Opp.	
9/7	Cleveland	30	27 [W]
9/11	at Baltimore	6	26 [L]
9/21	at Carolina	37	19 [W]
9/28	Tampa Bay	24	27 [L]
10/5	at Jacksonville	17	9 [W]
10/12	at Cleveland	10	31 [L]
10/20	Houston	30	23 [W]
10/26	Indianapolis	51	34 [W]
11/2	Baltimore	43	23 [W]
11/9	at N.Y. Jets	13	20 [L]
11/17	at Tennessee	27	24 [W]
11/23	Idle		
11/30	New Orleans	32	35 [L]
12/7	at Cincinnati	42	21 [W]
12/14	at Atlanta	27	20 [W]
12/21	Kansas City	20	12 [W]
12/28	Cincinnati	27	17 [W]
[H 5-3, A 3-5]	436	368	

AFC Playoff Game (Wild Card)

1/3	Baltimore	17	30 [L]
-----	-----------	----	--------

2013 Mike Tomlin (HEAD COACH)

W-8, L-8	Steelers	Opp.	
9/8	Tennessee	9	16 [L]
9/16	at Cincinnati	10	20 [L]
9/22	Chicago	23	40 [L]
9/29	at Minnesota (London)	27	34 [L]
10/6	Idle		
10/13	at N.Y. Jets	19	6 [W]
10/20	Baltimore	19	16 [W]
10/27	at Oakland	18	21 [L]
11/3	at New England	31	55 [L]
11/10	Buffalo	23	10 [W]
11/17	Detroit	37	27 [W]
11/24	at Cleveland	27	11 [W]
11/28	at Baltimore	20	22 [L]
12/8	Miami	28	34 [L]
12/15	Cincinnati	30	20 [W]
12/22	at Green Bay	38	31 [W]
12/29	Cleveland	20	7 [W]
[H 5-3, A 3-5]	379	370	

2012 Mike Tomlin (HEAD COACH)

W-8, L-8	Steelers	Opp.	
9/9	at Denver	19	31 [L]
9/16	N.Y. Jets	27	10 [W]
9/23	at Oakland	31	34 [L]
9/30	Idle		
10/7	Philadelphia	16	14 [W]
10/11	at Tennessee	23	26 [L]
10/21	at Cincinnati	24	17 [W]
10/28	Washington	27	12 [W]
11/4	at N.Y. Giants	24	20 [W]
11/12	Kansas City [OT]	16	13 [L]
11/18	Baltimore	10	13 [L]
11/25	at Cleveland	14	20 [L]
12/2	at Baltimore	23	20 [W]
12/9	San Diego	24	34 [L]
12/16	at Dallas [OT]	24	27 [L]
12/23	Cincinnati	10	13 [L]
12/30	Cleveland	24	10 [W]
[H 5-3, A 3-5]	336	314	

2011 Mike Tomlin (HEAD COACH)

W-12, L-4	Steelers	Opp.	
9/11	at Baltimore	7	35 [L]
9/18	Seattle	24	0 [W]
9/25	at Indianapolis	23	20 [W]
10/2	at Houston	10	17 [L]
10/9	Tennessee	38	17 [W]
10/16	Jacksonville	17	13 [W]
10/23	at Arizona	32	20 [W]
10/30	New England	25	17 [W]
11/6	Baltimore	20	23 [L]
11/13	at Cincinnati	24	17 [W]
11/20	Idle		
11/27	at Kansas City	13	9 [W]
12/4	Cincinnati	35	7 [W]
12/18	Cleveland	14	3 [W]
12/19	at San Francisco	3	20 [L]
12/24	St. Louis	27	0 [W]
1/1	at Cleveland	13	9 [W]
[H 7-1, A 5-3]	325	227	

AFC Playoff Game (Wild Card)

1/8	at Denver [OT]	23	29 [L]
-----	----------------	----	--------

2010 Mike Tomlin (HEAD COACH)

W-12, L-4	Steelers	Opp.	
9/12	Atlanta [OT]	15	9 [W]
9/19	at Tennessee	19	11 [W]
9/26	at Tampa Bay	38	13 [W]
10/3	Baltimore	14	17 [L]
10/10	Idle		
10/17	Cleveland	28	10 [W]
10/24	at Miami	23	22 [W]
10/31	at New Orleans	10	20 [L]
11/8	at Cincinnati	27	21 [W]
11/14	New England	26	39 [L]
11/21	Oakland	35	3 [W]
11/28	at Buffalo [OT]	19	16 [W]
12/5	at Baltimore	13	10 [W]
12/12	Cincinnati	23	7 [W]
12/19	N.Y. Jets	17	22 [L]
12/23	Carolina	27	3 [W]
1/2	at Cleveland	41	9 [W]
[H 5-3, A 7-1]	375	232	

AFC Playoff Game (Divisional)

1/15	Baltimore	31	24 [W]
------	-----------	----	--------

AFC Championship Game

1/23	N.Y. Jets	24	19 [W]
------	-----------	----	--------

Super Bowl XLV (North Texas)

2/6	Green Bay	25	31 [L]
-----	-----------	----	--------

2009 Mike Tomlin (HEAD COACH)

W-9, L-7	Steelers	Opp.	
9/10	Tennessee [OT]	13	10 [W]
9/20	at Chicago	14	17 [L]
9/27	at Cincinnati	20	23 [L]
10/4	San Diego	38	28 [W]
10/11	at Detroit	28	20 [W]
10/18	Cleveland	27	14 [W]
10/25	Minnesota	27	17 [W]
11/1	Idle		
11/9	at Denver	28	10 [W]
11/15	Cincinnati	12	18 [L]
11/22	at Kansas City [OT]	24	27 [L]
11/29	at Baltimore [OT]	17	20 [L]
12/6	Oakland	24	27 [L]
12/10	at Cleveland	6	13 [L]
12/20	Green Bay	37	36 [W]
12/27	Baltimore	23	20 [W]
1/3	at Miami	30	24 [W]
[H 6-2, A 3-5]	368	324	

2008 Mike Tomlin (HEAD COACH)		
W-12, L-4	Steelers	Opp.
9/7	Houston	38 17 [W]
9/14	at Cleveland	10 6 [W]
9/21	at Philadelphia	6 15 [L]
9/29	Baltimore (OT)	23 20 [W]
10/5	at Jacksonville	26 21 [W]
10/12	Idle	
10/19	at Cincinnati	38 10 [W]
10/26	N.Y. Giants	14 21 [L]
11/3	at Washington	23 6 [W]
11/9	Indianapolis	20 24 [L]
11/16	San Diego	11 10 [W]
11/20	Cincinnati	27 10 [W]
11/30	at New England	33 10 [W]
12/7	Dallas	20 13 [W]
12/14	at Baltimore	13 9 [W]
12/21	at Tennessee	14 31 [L]
12/28	Cleveland	31 0 [W]
(H 6-2, A 6-2)	347	223
AFC Playoff Game (Divisional)		
1/11	San Diego	35 24 [W]
AFC Championship Game		
1/18	Baltimore	23 14 [W]
Super Bowl XLIII (Tampa Bay)		
2/1	Arizona	27 23 [W]

2007 Mike Tomlin (HEAD COACH)		
W-10, L-6	Steelers	Opp.
9/9	at Cleveland	34 7 [W]
9/16	Buffalo	26 3 [W]
9/23	San Francisco	37 16 [W]
9/30	at Arizona	14 21 [L]
10/7	Seattle	21 0 [W]
10/14	Idle	
10/21	at Denver	28 31 [L]
10/28	at Cincinnati	24 13 [W]
11/5	Baltimore	38 7 [W]
11/11	Cleveland	31 28 [W]
11/18	at N.Y. Jets (OT)	16 19 [L]
11/26	Miami	3 0 [W]
12/2	Cincinnati	24 10 [W]
12/9	at New England	13 34 [L]
12/16	Jacksonville	22 29 [L]
12/20	at St. Louis	41 24 [W]
12/30	at Baltimore	21 27 [L]
(H 7-1, A 3-5)	393	269
AFC Playoff Game (Wild Card)		
1/5	Jacksonville	29 31 [L]

2006 Bill Cowher (HEAD COACH)		
W-8, L-8	Steelers	Opp.
9/7	Miami	28 17 [W]
9/18	at Jacksonville	0 9 [L]
9/24	Cincinnati	20 28 [L]
10/1	Idle	
10/8	at San Diego	13 23 [L]
10/15	Kansas City	45 7 [W]
10/22	at Atlanta (OT)	38 41 [L]
10/29	at Oakland	13 20 [L]
11/5	Denver	20 31 [L]
11/12	New Orleans	38 31 [W]
11/19	at Cleveland	24 20 [W]
11/26	at Baltimore	0 27 [L]
12/3	Tampa Bay	20 3 [W]
12/7	Cleveland	27 7 [W]
12/17	at Carolina	37 3 [W]
12/24	Baltimore	7 31 [L]
12/31	at Cincinnati (OT)	23 17 [W]
(H 5-3, A 3-5)	353	315

2005 Bill Cowher (HEAD COACH)		
W-11, L-5	Steelers	Opp.
9/11	Tennessee	34 7 [W]
9/18	at Houston	27 7 [W]
9/25	New England	20 23 [L]
10/2	Idle	
10/10	at San Diego	24 22 [W]
10/16	Jacksonville (OT)	17 23 [L]
10/23	at Cincinnati	27 13 [W]
10/31	Baltimore	20 19 [W]
11/6	at Green Bay	20 10 [W]
11/13	Cleveland	34 21 [W]
11/20	at Baltimore (OT)	13 16 [L]
11/28	at Indianapolis	7 26 [L]
12/4	Cincinnati	31 38 [L]
12/11	Chicago	21 9 [W]
12/18	at Minnesota	18 3 [W]
12/24	at Cleveland	41 0 [W]
1/1	Detroit	35 21 [W]
(H 5-3, A 6-2)	389	258
AFC Playoff Game (Wild Card)		
1/8	at Cincinnati	31 17 [W]
AFC Playoff Game (Divisional)		
1/15	at Indianapolis	21 18 [W]
AFC Championship Game		
1/22	at Denver	34 17 [W]
Super Bowl XL (Detroit)		
2/5	Seattle	21 10 [W]

2004 Bill Cowher (HEAD COACH)		
W-15, L-1	Steelers	Opp.
9/12	Oakland	24 21 [W]
9/19	at Baltimore	13 30 [L]
9/26	at Miami	13 3 [W]
10/3	Cincinnati	28 17 [W]
10/10	Cleveland	34 23 [W]
10/17	at Dallas	24 20 [W]
10/24	Idle	
10/31	New England	34 20 [W]
11/7	Philadelphia	27 3 [W]
11/14	at Cleveland	24 10 [W]
11/21	at Cincinnati	19 14 [W]
11/28	Washington	16 7 [W]
12/5	at Jacksonville	17 16 [W]
12/12	N.Y. Jets	17 6 [W]
12/18	at N.Y. Giants	33 30 [W]
12/26	Baltimore	20 7 [W]
1/2	at Buffalo	29 24 [W]
(H 8-0, A 7-1)	372	251
AFC Playoff Game (Divisional)		
1/15	N.Y. Jets (OT)	20 17 [W]
AFC Championship Game		
1/23	New England	27 41 [L]

2003 Bill Cowher (HEAD COACH)		
W-6, L-10	Steelers	Opp.
9/7	Baltimore	34 15 [W]
9/14	at Kansas City	20 41 [L]
9/21	at Cincinnati	17 10 [W]
9/28	Tennessee	13 30 [L]
10/5	Cleveland	13 33 [L]
10/12	at Denver	14 17 [L]
10/19	Idle	
10/26	St. Louis***	21 33 [L]
11/2	at Seattle	16 23 [L]
11/9	Arizona	28 15 [W]
11/17	at San Francisco	14 30 [L]
11/23	at Cleveland	13 6 [W]
11/30	Cincinnati	20 24 [L]
12/7	Oakland	27 7 [W]
12/14	at N.Y. Jets	0 6 [L]
12/21	San Diego	40 24 [W]
12/28	at Baltimore (OT)	10 13 [L]
(H 4-4, A 2-6)	300	327

***1,000th game in Steelers history

2002 Bill Cowher (HEAD COACH)		
W-10, L-5, T-1	Steelers	Opp.
9/9	at New England	14 30 [L]
9/15	Oakland	17 30 [L]
9/22	Idle	
9/29	Cleveland (OT)***	16 13 [W]
10/6	at New Orleans	29 32 [L]
10/13	at Cincinnati	34 7 [W]
10/21	Indianapolis	28 10 [W]
10/27	at Baltimore	31 18 [W]
11/3	at Cleveland	23 20 [W]
11/10	Atlanta (OT)	34 34 [T]
11/17	at Tennessee	23 31 [L]
11/24	Cincinnati	29 21 [W]
12/1	at Jacksonville	25 23 [W]
12/8	Houston	6 24 [L]
12/15	Carolina	30 14 [W]
12/23	at Tampa Bay	17 7 [W]
12/29	Baltimore	34 31 [W]
(H 5-2-1, A 5-3)	390	345
AFC Playoff Game (Wild Card)		
1/5	Cleveland	36 33 [W]
AFC Playoff Game (Divisional)		
1/11	at Tennessee (OT)	31 34 [L]

***Cowher's 100th win

2001 Bill Cowher (HEAD COACH)		
W-13, L-3	Steelers	Opp.
9/9	at Jacksonville	3 21 [L]
9/23	Idle	
9/30	at Buffalo	20 3 [W]
10/7	Cincinnati	16 7 [W]
10/14	at Kansas City	20 17 [W]
10/21	at Tampa Bay	17 10 [W]
10/29	Tennessee	34 7 [W]
11/4	Baltimore	10 13 [L]
11/11	at Cleveland (OT)	15 12 [W]
11/18	Jacksonville	20 7 [W]
11/25	at Tennessee	34 24 [W]
12/2	Minnesota	21 16 [W]
12/9	N.Y. Jets	18 7 [W]
12/16	at Baltimore	26 21 [W]
12/23	Detroit	47 14 [W]
12/30	at Cincinnati (OT)	23 26 [L]
1/6	Cleveland	28 7 [W]
(H 7-1, A 6-2)	352	212
AFC Playoff Game (Divisional)		
1/20	Baltimore	27 10 [W]
AFC Championship Game		
1/27	New England	17 24 [L]

● Originally Scheduled 9/16

2000 Bill Cowher (HEAD COACH)		
W-9, L-7	Steelers	Opp.
9/3	Baltimore	0 16 [L]
9/10	Idle	
9/17	at Cleveland	20 23 [L]
9/24	Tennessee	20 23 [L]
10/1	at Jacksonville	24 13 [W]
10/8	at N.Y. Jets	20 3 [W]
10/15	Cincinnati	15 0 [W]
10/22	Cleveland	22 0 [W]
10/29	at Baltimore	9 6 [W]
11/5	at Tennessee	7 9 [L]
11/12	Philadelphia (OT)	23 26 [L]
11/19	Jacksonville	24 34 [L]
11/26	at Cincinnati	48 28 [W]
12/3	Oakland	21 20 [W]
12/10	at N.Y. Giants	10 30 [L]
12/16	Washington	24 3 [W]
12/24	at San Diego	34 21 [W]
(H 4-4, A 5-3)	321	255

84 Years with the Steelers

MEDIA INFORMATION

FOOTBALL STAFF

2017 PLAYERS

2016 IN REVIEW

STEELERS HISTORY

RECORDS

1999 Bill Cowher (HEAD COACH)

W-6, L-10	Steelers	Opp.
9/12 at Cleveland	43	0 [W]
9/19 at Baltimore	23	20 [W]
9/26 Seattle	10	29 [L]
10/3 Jacksonville	3	17 [L]
10/10 at Buffalo	21	24 [L]
10/17 at Cincinnati	17	3 [W]
10/25 Atlanta	13	9 [W]
10/31 Idle		
11/7 at San Francisco	27	6 [W]
11/14 Cleveland	15	16 [L]
11/21 at Tennessee	10	16 [L]
11/28 Cincinnati	20	27 [L]
12/2 at Jacksonville	6	20 [L]
12/12 Baltimore	24	31 [L]
12/18 at Kansas City	19	35 [L]
12/26 Carolina	30	20 [W]
1/2 Tennessee	27	36 [L]
[H 2-6, A 4-4]	317	320

1998 Bill Cowher (HEAD COACH)

W-7, L-9	Steelers	Opp.
9/6 at Baltimore	20	13 [W]
9/13 Chicago	17	12 [W]
9/20 at Miami	0	21 [L]
9/27 Seattle	13	10 [W]
10/4 Idle		
10/11 at Cincinnati	20	25 [L]
10/18 Baltimore	16	6 [W]
10/26 at Kansas City	20	13 [W]
11/1 Tennessee	31	41 [L]
11/9 Green Bay	27	20 [W]
11/15 at Tennessee	14	23 [L]
11/22 Jacksonville	30	15 [W]
11/26 at Detroit [OT]	16	19 [L]
12/6 New England	9	23 [L]
12/13 at Tampa Bay	3	16 [L]
12/20 Cincinnati	24	25 [L]
12/28 at Jacksonville	3	21 [L]
[H 5-3, A 2-6]	263	303

1997 Bill Cowher (HEAD COACH)

W-11, L-5	Steelers	Opp.
8/31 Dallas	7	37 [L]
9/7 Washington	14	13 [W]
9/14 AFC Central idle		
9/22 at Jacksonville	21	30 [L]
9/28 Tennessee	37	24 [W]
10/5 at Baltimore	42	34 [W]
10/12 Indianapolis	24	22 [W]
10/19 at Cincinnati	26	10 [W]
10/26 Jacksonville [OT]	23	17 [W]
11/3 at Kansas City	10	13 [L]
11/9 Baltimore	37	0 [W]
11/16 Cincinnati	20	3 [W]
11/23 at Philadelphia	20	23 [L]
11/30 at Arizona [OT]	26	20 [W]
12/7 Denver	35	24 [W]
12/13 at New England [OT]	24	21 [W]
12/21 at Tennessee	6	16 [L]
[H 7-1, A 4-4]	372	307

AFC Playoff Game (Divisional)

1/3 New England 7 6 [W]

AFC Championship Game

1/11 Denver 21 24 [L]

1996 Bill Cowher (HEAD COACH)

W-10, L-6	Steelers	Opp.
9/1 at Jacksonville	9	24 [L]
9/8 Baltimore	31	17 [W]
9/16 Buffalo	24	6 [W]
9/22 AFC Central idle		
9/29 Houston	30	16 [W]
10/7 at Kansas City	17	7 [W]
10/13 Cincinnati	20	10 [W]
10/20 at Houston	13	23 [L]
10/27 at Atlanta	20	17 [W]
11/3 St. Louis	42	6 [W]
11/10 at Cincinnati	24	34 [L]
11/17 Jacksonville	28	3 [W]
11/25 at Miami	24	17 [W]
12/1 at Baltimore	17	31 [L]
12/8 San Diego	16	3 [W]
12/15 San Francisco	15	25 [L]
12/22 at Carolina	14	18 [L]
[H 7-1, A 3-5]	344	257

AFC Playoff Game (Wild Card)

12/29 Indianapolis 42 14 [W]

AFC Playoff Game (Divisional)

1/5 at New England 3 28 [L]

1995 Bill Cowher (HEAD COACH)

W-11, L-5	Steelers	Opp.
9/3 Detroit	23	20 [W]
9/10 at Houston	34	17 [W]
9/18 at Miami	10	23 [L]
9/24 Minnesota	24	44 [L]
10/1 San Diego	31	16 [W]
10/8 at Jacksonville	16	20 [L]
10/15 AFC Central idle		
10/19 Cincinnati	9	27 [L]
10/29 Jacksonville	24	7 [W]
11/5 at Chicago [OT]	37	34 [W]
11/13 Cleveland	20	3 [W]
11/19 at Cincinnati	49	31 [W]
11/26 at Cleveland	20	17 [W]
12/3 Houston	21	7 [W]
12/10 at Oakland	29	10 [W]
12/16 New England	41	27 [W]
12/24 at Green Bay	19	24 [L]
[H 6-2, A 5-3]	407	327

AFC Playoff Game (Divisional)

1/6 Buffalo 40 21 [W]

AFC Championship Game

1/14 Indianapolis 20 16 [W]

Super Bowl XXX (Phoenix, Arz.)

1/28 Dallas 17 27 [L]

1994 Bill Cowher (HEAD COACH)

W-12, L-4	Steelers	Opp.
9/4 Dallas	9	26 [L]
9/11 at Cleveland	17	10 [W]
9/18 Indianapolis	31	21 [W]
9/25 at Seattle	13	30 [L]
10/3 Houston	30	14 [W]
10/4 AFC Central idle		
10/16 Cincinnati	14	10 [W]
10/23 at N.Y. Giants	10	6 [W]
10/30 at Arizona [OT]	17	20 [L]
11/6 at Houston [OT]	12	9 [W]
11/14 Buffalo	23	10 [W]
11/20 Miami [OT]	16	13 [W]
11/27 at L.A. Raiders	21	3 [W]
12/4 at Cincinnati	38	15 [W]
12/11 Philadelphia	14	3 [W]
12/18 Cleveland	17	7 [W]
12/24 at San Diego	34	37 [L]
[H 7-1, A 5-3]	316	234

AFC Playoff Game (Divisional)

1/7 Cleveland 29 9 [W]

AFC Championship Game

1/15 San Diego 13 17 [L]

1993 Bill Cowher (HEAD COACH)

W-9, L-7	Steelers	Opp.
9/5 San Francisco	13	24 [L]
9/12 at L.A. Rams	0	27 [L]
9/19 Cincinnati	34	7 [W]
9/27 at Atlanta	45	17 [W]
10/3 AFC Central idle		
10/10 San Diego	16	3 [W]
10/17 New Orleans	37	14 [W]
10/24 at Cleveland	23	28 [L]
10/31 AFC Central idle		
11/7 at Cincinnati	24	16 [W]
11/15 Buffalo	23	0 [W]
11/21 at Denver	13	37 [L]
11/28 at Houston	3	23 [L]
12/5 New England	17	14 [W]
12/13 at Miami	21	20 [W]
12/19 Houston	17	26 [L]
12/26 at Seattle	6	16 [L]
1/2 Cleveland	16	9 [W]
[H 6-2, A 3-5]	308	281

AFC Playoff Game (Wild Card)

1/8 at Kansas City [OT] 24 27 [L]

1992 Bill Cowher (HEAD COACH)

W-11, L-5	Steelers	Opp.
9/6 at Houston	29	24 [W]
9/13 N.Y. Jets	27	10 [W]
9/20 at San Diego	23	6 [W]
9/27 at Green Bay	3	17 [L]
10/4 AFC Central idle		
10/11 at Cleveland	9	17 [L]
10/19 Cincinnati	20	0 [W]
10/25 at Kansas City	27	3 [W]
11/1 Houston	21	20 [W]
11/8 at Buffalo	20	28 [L]
11/15 Detroit	17	14 [W]
11/22 Indianapolis	30	14 [W]
11/29 at Cincinnati	21	9 [W]
12/6 Seattle	20	14 [W]
12/13 at Chicago	6	30 [L]
12/20 Minnesota	3	6 [L]
12/27 Cleveland	23	13 [W]
[H 7-1, A 4-4]	299	225

AFC Playoff Game (Divisional)

1/9 Buffalo 3 24 [L]

1991 Chuck Noll (HEAD COACH)

W-7, L-9	Steelers	Opp.
9/1 San Diego	26	20 [W]
9/8 at Buffalo	34	52 [L]
9/15 New England	20	6 [W]
9/22 at Philadelphia	14	23 [L]
9/29 AFC Central idle		
10/6 at Indianapolis	21	3 [W]
10/14 N.Y. Giants	20	23 [L]
10/20 Seattle	7	27 [L]
10/27 at Cleveland	14	17 [L]
11/3 at Denver	13	20 [L]
11/10 at Cincinnati [OT]	33	27 [W]
11/17 Washington	14	41 [L]
11/24 Houston	26	14 [W]
11/28 at Dallas	10	20 [L]
12/8 at Houston	6	31 [L]
12/15 Cincinnati	17	10 [W]
12/22 Cleveland	17	10 [W]
(H 5-3, A 2-6)	292	344

1990 Chuck Noll (HEAD COACH)

W-9, L-7	Steelers	Opp.
9/9 at Cleveland	3	13 [L]
9/16 Houston	20	9 [W]
9/23 at L.A. Raiders	3	20 [L]
9/30 Miami	6	28 [L]
10/7 San Diego	36	14 [W]
10/14 at Denver	34	17 [W]
10/21 at San Francisco	7	27 [L]
10/29 L.A. Rams	41	10 [W]
11/4 Atlanta	21	9 [W]
11/11 AFC Central idle		
11/18 at Cincinnati	3	27 [L]
11/25 at N.Y. Jets	24	7 [W]
12/2 Cincinnati	12	16 [L]
12/9 New England***	24	3 [W]
12/16 at New Orleans	9	6 [W]
12/23 Cleveland	35	0 [W]
12/30 at Houston	14	34 [L]
(H 6-2, A 3-5)	292	240

1989 Chuck Noll (HEAD COACH)

W-9, L-7	Steelers	Opp.
9/10 Cleveland	0	51 [L]
9/17 at Cincinnati	10	41 [L]
9/24 Minnesota	27	14 [W]
10/1 at Detroit	23	3 [W]
10/8 Cincinnati	16	26 [L]
10/15 at Cleveland	17	7 [W]
10/22 at Houston	0	27 [L]
10/29 Kansas City	23	17 [W]
11/5 at Denver	7	34 [L]
11/12 Chicago	0	20 [L]
11/19 San Diego	20	17 [W]
11/26 at Miami	34	14 [W]
12/3 Houston	16	23 [L]
12/10 at N.Y. Jets	13	0 [W]
12/17 New England	28	10 [W]
12/24 at Tampa Bay	31	22 [W]
(H 4-4, A 5-3)	265	326
<i>AFC Playoff Game (Wild Card)</i>		
12/31 at Houston [OT]	26	23 [W]
<i>AFC Playoff Game (Divisional)</i>		
1/7 at Denver	23	24 [L]

1988 Chuck Noll (HEAD COACH)

W-5, L-11	Steelers	Opp.
9/4 Dallas	24	21 [W]
9/11 at Washington	29	30 [L]
9/18 Cincinnati	12	17 [L]
9/25 at Buffalo	28	36 [L]
10/2 Cleveland	9	23 [L]
10/9 at Phoenix	14	31 [L]
10/16 Houston	14	34 [L]
10/23 Denver	39	21 [W]
10/30 at N.Y. Jets	20	24 [L]
11/6 at Cincinnati	7	42 [L]
11/13 Philadelphia	26	27 [L]
11/20 at Cleveland	7	27 [L]
11/27 Kansas City	16	10 [W]
12/4 at Houston	37	34 [W]
12/11 at San Diego	14	20 [L]
12/18 Miami	40	24 [W]
(H 4-4, A 1-7)	336	421

1987 Chuck Noll (HEAD COACH)

W-8, L-7	Steelers	Opp.
9/13 San Francisco	30	17 [W]
9/20 at Cleveland	10	34 [L]
9/27 N.Y. Jets[Cancelled] - Strike		
10/4 at Atlanta	28	12 [W]
10/11 at L.A. Rams	21	31 [L]
10/18 Indianapolis	21	7 [W]
10/25 Cincinnati	23	20 [W]
11/1 at Miami	24	35 [L]
11/8 at Kansas City	17	16 [W]
11/15 Houston	3	23 [L]
11/22 at Cincinnati	30	16 [W]
11/29 New Orleans	16	20 [L]
12/6 Seattle	13	9 [W]
12/13 at San Diego	20	16 [W]
12/20 at Houston	16	24 [L]
12/26 Cleveland	13	19 [L]
(H 4-3, A 4-4)	285	299

1986 Chuck Noll (HEAD COACH)

W-6, L-10	Steelers	Opp.
9/7 at Seattle	0	30 [L]
9/15 Denver	10	21 [L]
9/21 at Minnesota	7	31 [L]
9/28 at Houston [OT]	22	16 [W]
10/5 Cleveland	24	27 [L]
10/13 at Cincinnati	22	24 [L]
10/19 New England	0	34 [L]
10/26 Cincinnati	30	9 [W]
11/2 Green Bay	27	3 [W]
11/9 at Buffalo	12	16 [L]
11/16 Houston	21	10 [W]
11/23 at Cleveland [OT]	31	37 [L]
11/30 at Chicago [OT]	10	13 [L]
12/7 Detroit	27	17 [W]
12/13 at N.Y. Jets	45	24 [W]
12/21 Kansas City	19	24 [L]
(H 4-4, A 2-6)	307	336

1985 Chuck Noll (HEAD COACH)

W-7, L-9	Steelers	Opp.
9/8 Indianapolis	45	3 [W]
9/16 at Cleveland	7	17 [L]
9/22 Houston	20	0 [W]
9/30 Cincinnati	24	37 [L]
10/6 at Miami	20	24 [L]
10/13 at Dallas	13	27 [L]
10/20 St. Louis	23	10 [W]
10/27 at Cincinnati	21	26 [L]
11/3 Cleveland	10	9 [W]
11/10 at Kansas City	36	28 [W]
11/17 at Houston	30	7 [W]
11/24 Washington	23	30 [L]
12/1 Denver	23	31 [L]
12/8 at San Diego	44	54 [L]
12/15 Buffalo	30	24 [W]
12/21 at N.Y. Giants	10	28 [L]
(H 5-3, A 2-6)	379	355

1984 Chuck Noll (HEAD COACH)

W-9, L-7	Steelers	Opp.
9/2 Kansas City	27	37 [L]
9/6 at N.Y. Jets	23	17 [W]
9/16 L.A. Rams	24	14 [W]
9/23 at Cleveland	10	20 [L]
10/1 Cincinnati**	38	17 [W]
10/7 Miami	7	31 [L]
10/14 at San Francisco	20	17 [W]
10/21 at Indianapolis	16	17 [L]
10/28 Atlanta	35	10 [W]
11/4 Houston	35	7 [W]
11/11 at Cincinnati	20	22 [L]
11/19 at New Orleans	24	27 [L]
11/25 San Diego	52	24 [W]
12/2 at Houston [OT]	20	23 [L]
12/9 Cleveland	23	20 [W]
12/16 at L.A. Raiders	13	7 [W]
(H 6-2, A 3-5)	387	310

***Noll's 150th win*
AFC Playoff Game (Divisional)
 12/30 at Denver 24 17 [W]
AFC Championship Game
 1/6 at Miami 28 45 [L]

1983 Chuck Noll (HEAD COACH)

W-10, L-6	Steelers	Opp.
9/4 Denver	10	14 [L]
9/11 at Green Bay	25	21 [W]
9/18 at Houston	40	28 [W]
9/25 New England	23	28 [L]
10/2 Houston	17	10 [W]
10/10 at Cincinnati	24	14 [W]
10/16 Cleveland	44	17 [W]
10/23 at Seattle	27	21 [W]
10/30 Tampa Bay	17	12 [W]
11/6 San Diego	26	3 [W]
11/13 at Baltimore	24	13 [W]
11/20 Minnesota	14	17 [L]
11/24 at Detroit	3	45 [L]
12/4 Cincinnati	10	23 [L]
12/10 at N.Y. Jets	34	7 [W]
12/18 at Cleveland	17	30 [L]
(H 4-4, A 6-2)	355	303
<i>AFC Playoff Game (Divisional)</i>		
1/1 at L.A. Raiders	10	38 [L]

84 Years with the Steelers

MEDIA INFORMATION

FOOTBALL STAFF

2017 PLAYERS

2016 IN REVIEW

STEELERS HISTORY

RECORDS

1982 Chuck Noll (HEAD COACH)

W-6, L-3	Steelers	Opp.
9/13 at Dallas	36	28 [W]
9/19 Cincinnati [OT]	26	20 [W]
9/26 N.Y. Giants [Cancelled] - Strike		
10/3 at Denver [Cancelled] - Strike		
10/11 Philadelphia [Cancelled] - Strike		
10/17 at Washington [Cancelled] - Strike		
10/24 Cleveland [Postponed] - Strike		
10/31 at Cincinnati [Cancelled] - Strike		
11/7 Houston [Cancelled] - Strike		
11/14 N.Y. Jets [Cancelled] - Strike		
11/21 at Houston	24	10 [W]
11/28 at Seattle	0	16 [L]
12/5 Kansas City	35	14 [W]
12/12 at Buffalo	0	13 [L]
12/19 at Cleveland	9	10 [L]
12/26 New England	37	14 [W]
1/2 Cleveland	37	21 [W]
[H 4-0, A 2-3]	204	146
AFC Tournament		
1/9 San Diego	28	31 [L]

1981 Chuck Noll (HEAD COACH)

W-8, L-8	Steelers	Opp.
9/6 Kansas City	33	37 [L]
9/10 at Miami	10	30 [L]
9/20 N.Y. Jets	38	10 [W]
9/27 New England [OT]	27	21 [W]
10/4 at New Orleans	20	6 [W]
10/11 Cleveland	13	7 [W]
10/18 at Cincinnati	7	34 [L]
10/26 Houston	26	13 [W]
11/1 San Francisco	14	17 [L]
11/8 at Seattle	21	24 [L]
11/15 at Atlanta	34	20 [W]
11/22 at Cleveland	32	10 [W]
11/29 L.A. Rams	24	0 [W]
12/7 at Oakland	27	30 [L]
12/13 Cincinnati	10	17 [L]
12/20 at Houston	20	21 [L]
[H 5-3, A 3-5]	356	297

1980 Chuck Noll (HEAD COACH)

W-9, L-7	Steelers	Opp.
9/7 Houston	31	17 [W]
9/14 at Baltimore	20	17 [W]
9/21 at Cincinnati	28	30 [L]
9/28 Chicago	38	3 [W]
10/5 at Minnesota	23	17 [W]
10/12 Cincinnati	16	17 [L]
10/20 Oakland	34	45 [L]
10/26 at Cleveland	26	27 [L]
11/2 Green Bay	22	20 [W]
11/9 at Tampa Bay	24	21 [W]
11/16 Cleveland	16	13 [W]
11/23 at Buffalo	13	28 [L]
11/30 Miami	23	10 [W]
12/4 at Houston	0	6 [L]
12/14 Kansas City	21	16 [W]
12/22 at San Diego	17	26 [L]
[H 6-2, A 3-5]	352	313

1979 Chuck Noll (HEAD COACH)

W-12, L-4	Steelers	Opp.
9/3 at New England [OT]*	16	13 [W]
9/9 Houston	38	7 [W]
9/16 at St. Louis	24	21 [W]
9/23 Baltimore	17	13 [W]
9/30 at Philadelphia	14	17 [L]
10/7 at Cleveland	51	35 [W]
10/14 at Cincinnati	10	34 [L]
10/22 Denver	42	7 [W]
10/28 Dallas	14	3 [W]
11/4 Washington	38	7 [W]
11/11 at Kansas City	30	3 [W]
11/18 at San Diego	7	35 [L]
11/25 Cleveland [OT]	33	30 [W]
12/2 Cincinnati	37	17 [W]
12/10 at Houston	17	20 [L]
12/16 Buffalo***	28	0 [W]
[H 8-0, A 4-4]	416	262

***Noll's 100th win
AFC Playoff Game (Divisional)
 12/30 Miami 34 14 [W]
AFC Championship Game
 1/6 Houston 27 13 [W]
Super Bowl XIV (Pasadena, Calif.)
 1/20 L.A. Rams 31 19 [W]

1978 Chuck Noll (HEAD COACH)

W-14, L-2	Steelers	Opp.
9/3 at Buffalo	28	17 [W]
9/10 Seattle	21	10 [W]
9/17 at Cincinnati	28	3 [W]
9/24 Cleveland [OT]	15	9 [W]
10/1 at N.Y. Jets	28	17 [W]
10/8 Atlanta	31	7 [W]
10/15 at Cleveland	34	14 [W]
10/23 Houston	17	24 [L]
10/29 Kansas City	27	24 [W]
11/5 New Orleans	20	14 [W]
11/12 at L.A. Rams	7	10 [L]
11/19 Cincinnati	7	6 [W]
11/27 at San Francisco	24	7 [W]
12/3 at Houston	13	3 [W]
12/9 Baltimore	35	13 [W]
12/16 at Denver	21	17 [W]
[H 7-1, A 7-1]	356	195

AFC Playoff Game (Divisional)

12/30 Denver 33 10 [W]
AFC Championship Game
 1/7 Houston 34 5 [W]
Super Bowl XIII (Miami, Fla.)
 1/21 Dallas 35 31 [W]

1977 Chuck Noll (HEAD COACH)

W-9, L-5	Steelers	Opp.
9/19 San Francisco	27	0 [W]
9/25 Oakland	7	16 [L]
10/2 at Cleveland	28	14 [W]
10/9 at Houston	10	27 [L]
10/17 Cincinnati	20	14 [W]
10/23 Houston	27	10 [W]
10/30 at Baltimore	21	31 [L]
11/6 at Denver	7	21 [L]
11/13 Cleveland	35	31 [W]
11/20 Dallas	28	13 [W]
11/27 at N.Y. Jets	23	20 [W]
12/4 Seattle	30	20 [W]
12/10 at Cincinnati	10	17 [L]
12/18 at San Diego	10	9 [W]
[H 6-1, A 3-4]	283	243
AFC Playoff Game (Divisional)		
12/24 at Denver	21	34 [L]

1976 Chuck Noll (HEAD COACH)

W-10, L-4	Steelers	Opp.
9/12 at Oakland	28	31 [L]
9/19 Cleveland	31	14 [W]
9/26 New England	27	30 [L]
10/4 at Minnesota	6	17 [L]
10/10 at Cleveland	16	18 [L]
10/17 Cincinnati	23	6 [W]
10/24 at N.Y. Giants	27	0 [W]
10/31 San Diego	23	0 [W]
11/7 at Kansas City	45	0 [W]
11/14 Miami	14	3 [W]
11/21 Houston	32	16 [W]
11/28 at Cincinnati	7	3 [W]
12/5 Tampa Bay	42	0 [W]
12/11 at Houston	21	0 [W]
[H 6-1, A 4-3]	342	138

AFC Playoff Game (Divisional)
 12/19 at Baltimore 40 14 [W]
AFC Championship Game
 12/26 at Oakland 7 24 [L]

1975 Chuck Noll (HEAD COACH)

W-12, L-2	Steelers	Opp.
9/21 at San Diego	37	0 [W]
9/28 Buffalo	21	30 [L]
10/5 at Cleveland	42	6 [W]
10/12 Denver	20	9 [W]
10/19 Chicago	34	3 [W]
10/26 at Green Bay	16	13 [W]
11/2 at Cincinnati	30	24 [W]
11/9 Houston	24	17 [W]
11/16 Kansas City	28	3 [W]
11/24 at Houston	32	9 [W]
11/30 at N.Y. Jets	20	7 [W]
12/7 Cleveland	31	17 [W]
12/13 Cincinnati	35	14 [W]
12/20 at L.A. Rams	3	10 [L]
[H 6-1, A 6-1]	373	162

AFC Playoff Game (Divisional)

12/27 Baltimore 28 10 [W]
AFC Championship Game
 1/4 Oakland 16 10 [W]
Super Bowl X (Miami, Fla.)
 1/18 Dallas 21 17 [W]

1974 Chuck Noll (HEAD COACH)

W-10, L-3, T-1	Steelers	Opp.
9/15 Baltimore	30	0 [W]
9/22 at Denver [OT]	35	35 [T]
9/29 Oakland	0	17 [L]
10/6 at Houston	13	7 [W]
10/13 at Kansas City	34	24 [W]
10/20 Cleveland	20	16 [W]
10/28 Atlanta	24	17 [W]
11/3 Philadelphia	27	0 [W]
11/10 at Cincinnati	10	17 [L]
11/17 at Cleveland	26	16 [W]
11/25 at New Orleans	28	7 [W]
12/1 Houston	10	13 [L]
12/8 at New England	21	17 [W]
12/14 Cincinnati	27	3 [W]
[H 5-2, A 5-1-1]	305	189

AFC Playoff Game (Divisional)

12/22 Buffalo 32 14 [W]
AFC Championship Game
 12/29 at Oakland 24 13 [W]
Super Bowl IX (New Orleans, La.)
 1/12 Minnesota 16 6 [W]

84 Years with the Steelers

1973 Chuck Noll (HEAD COACH)

W-10, L-4	Steelers	Opp.
9/16 Detroit	24	10 [W]
9/23 Cleveland	33	6 [W]
9/30 at Houston	36	7 [W]
10/7 San Diego	38	21 [W]
10/14 at Cincinnati	7	19 [L]
10/21 N.Y. Jets	26	14 [W]
10/28 Cincinnati	20	13 [W]
11/5 Washington	21	16 [W]
11/11 at Oakland	17	9 [W]
11/18 Denver	13	23 [L]
11/25 at Cleveland	16	21 [L]
12/3 at Miami	26	30 [L]
12/9 Houston	33	7 [W]
12/15 at San Francisco	37	14 [W]
(H 7-1, A 3-3)	347	210

AFC Playoff Game (Divisional)

12/22 at Oakland	14	33 [L]
------------------	----	--------

1972 Chuck Noll (HEAD COACH)

W-11, L-3	Steelers	Opp.
9/17 Oakland	34	28 [W]
9/24 at Cincinnati	10	15 [L]
10/1 at St. Louis	25	19 [W]
10/8 at Dallas	13	17 [L]
10/15 Houston	24	7 [W]
10/22 New England	33	3 [W]
10/29 at Buffalo	38	21 [W]
11/5 Cincinnati	40	17 [W]
11/12 Kansas City	16	7 [W]
11/19 at Cleveland	24	26 [L]
11/26 Minnesota	23	10 [W]
12/3 Cleveland	30	0 [W]
12/10 at Houston	9	3 [W]
12/17 at San Diego	24	2 [W]
(H 7-0, A 4-3)	343	175

AFC Playoff Game (Divisional)

12/23 Oakland	13	7 [W]
---------------	----	-------

AFC Championship Game

12/31 Miami	17	21 [L]
-------------	----	--------

1971 Chuck Noll (HEAD COACH)

W-6, L-8	Steelers	Opp.
9/19 at Chicago	15	17 [L]
9/26 Cincinnati	21	10 [W]
10/3 San Diego	21	17 [W]
10/10 at Cleveland	17	27 [L]
10/18 at Kansas City	16	38 [L]
10/24 Houston	23	16 [W]
10/31 at Baltimore	21	34 [L]
11/7 Cleveland	26	9 [W]
11/14 at Miami	21	24 [L]
11/21 N.Y. Giants	17	13 [W]
11/28 Denver	10	22 [L]
12/5 at Houston	3	29 [L]
12/12 at Cincinnati	21	13 [W]
12/19 L.A. Rams	14	23 [L]
(H 5-2, A 1-6)	246	292

1970 Chuck Noll (HEAD COACH)

W-5, L-9	Steelers	Opp.
9/20 Houston	7	19 [L]
9/27 at Denver	13	16 [L]
10/3 at Cleveland	7	15 [L]
10/11 Buffalo	23	10 [W]
10/18 at Houston	7	3 [W]
10/25 at Oakland	14	31 [L]
11/2 Cincinnati	21	10 [W]
11/8 N.Y. Jets	21	17 [W]
11/15 Kansas City	14	31 [L]
11/22 at Cincinnati	7	34 [L]
11/29 Cleveland	28	9 [W]
12/6 Green Bay	12	20 [L]
12/13 at Atlanta	16	27 [L]
12/20 at Philadelphia	20	30 [L]
(H 4-3, A 1-6)	210	272

1969 Chuck Noll (HEAD COACH)

W-1, L-13	Steelers	Opp.
9/21 Detroit	16	13 [W]
9/28 at Philadelphia	27	41 [L]
10/5 St. Louis	14	27 [L]
10/12 at N.Y. Giants	7	10 [L]
10/18 at Cleveland	31	42 [L]
10/26 Washington	7	14 [L]
11/2 Green Bay	34	38 [L]
11/9 at Chicago	7	38 [L]
11/16 Cleveland	3	24 [L]
11/23 at Minnesota	14	52 [L]
11/30 at St. Louis	10	47 [L]
12/7 Dallas	7	10 [L]
12/14 N.Y. Giants	17	21 [L]
12/21 at New Orleans	24	27 [L]
(H 1-6, A 0-7)	218	404

1968 Bill Austin (HEAD COACH)

W-2, L-11, T-1	Steelers	Opp.
9/15 N.Y. Giants	20	34 [L]
9/22 at L.A. Rams	10	45 [L]
9/29 Baltimore	7	41 [L]
10/5 at Cleveland	24	31 [L]
10/13 at Washington	13	16 [L]
10/20 New Orleans	12	16 [L]
10/27 Philadelphia	6	3 [W]
11/3 at Atlanta	41	21 [W]
11/10 at St. Louis	28	28 [T]
11/17 Cleveland	24	45 [L]
11/24 San Francisco	28	45 [L]
12/1 St. Louis	10	20 [L]
12/8 at Dallas	7	28 [L]
12/15 at New Orleans	14	24 [L]
(H 1-6, A 1-5-1)	244	397

1967 Bill Austin (HEAD COACH)

W-4, L-9, T-1	Steelers	Opp.
9/17 Chicago	41	13 [W]
9/24 St. Louis	14	28 [L]
10/1 at Philadelphia	24	34 [L]
10/7 at Cleveland	10	21 [L]
10/15 N.Y. Giants	24	27 [L]
10/22 Dallas	21	24 [L]
10/29 at New Orleans	14	10 [W]
11/5 Cleveland	14	34 [L]
11/12 at St. Louis	14	14 [T]
11/19 at N.Y. Giants	20	28 [L]
11/26 Minnesota	27	41 [L]
12/3 at Detroit	24	14 [W]
12/10 Washington	10	15 [L]
12/17 at Green Bay	24	17 [W]
(H 1-6, A 3-3-1)	281	320

1966 Bill Austin (HEAD COACH)

W-5, L-8, T-1	Steelers	Opp.
9/11 N.Y. Giants	34	34 [T]
9/18 Detroit	17	3 [W]
9/25 Washington	27	33 [L]
10/2 at Washington	10	24 [L]
10/8 at Cleveland	10	41 [L]
10/16 Philadelphia	14	31 [L]
10/30 at Dallas	21	52 [L]
11/6 Cleveland	16	6 [W]
11/13 St. Louis	30	9 [W]
11/20 Dallas	7	20 [L]
11/27 at St. Louis	3	6 [L]
12/4 at Philadelphia	23	27 [L]
12/11 at N.Y. Giants	47	28 [W]
12/18 at Atlanta	57	33 [W]
(H 3-3-1, A 2-5)	316	347

1965 Mike Nixon (HEAD COACH)

W-2, L-12	Steelers	Opp.
9/19 Green Bay	9	41 [L]
9/26 at San Francisco	17	27 [L]
10/3 N.Y. Giants	13	23 [L]
10/9 at Cleveland	19	24 [L]
10/17 St. Louis	7	20 [L]
10/24 at Philadelphia	20	14 [W]
10/31 Dallas	22	13 [W]
11/7 at St. Louis	17	21 [L]
11/4 at Dallas	17	24 [L]
11/21 Washington	3	31 [L]
11/28 Cleveland	21	42 [L]
12/5 at N.Y. Giants	10	35 [L]
12/12 Philadelphia	13	47 [L]
12/19 at Washington	14	35 [L]
(H 1-6, A 1-6)	202	397

84 Years with the Steelers

FOOTBALL STAFF

2017 PLAYERS

2016 IN REVIEW

STEELERS HISTORY

RECORDS

1964 Buddy Parker (HEAD COACH)

W-5, L-9	Steelers	Opp.
9/13	L.A. Rams	14 26 [L]
9/20	N.Y. Giants	27 24 [W]
9/27	Dallas	23 17 [W]
10/4	at Philadelphia	7 21 [L]
10/10	at Cleveland	23 7 [W]
10/18	at Minnesota	10 30 [L]
10/25	Philadelphia	10 34 [L]
11/1	Cleveland	17 30 [L]
11/8	at St. Louis	30 34 [L]
11/15	Washington	0 30 [L]
11/22	at N.Y. Giants	44 17 [W]
11/29	St. Louis	20 21 [L]
12/6	at Washington	14 7 [W]
12/13	at Dallas	14 17 [L]
(H 2-5, A 3-4)	253	315

1963 Buddy Parker (HEAD COACH)

W-7, L-4, T-3	Steelers	Opp.
9/15	at Philadelphia	21 21 [T]
9/22	N.Y. Giants	31 0 [W]
9/29	St. Louis	23 10 [W]
10/5	at Cleveland	23 35 [L]
10/13	at St. Louis	23 24 [L]
10/20	Washington	38 27 [W]
10/27	Dallas	27 21 [W]
11/3	at Green Bay	14 33 [L]
11/10	Cleveland	9 7 [W]
11/17	at Washington	34 28 [W]
11/24	Chicago	17 17 [T]
12/1	Philadelphia	20 20 [T]
12/8	at Dallas	24 19 [W]
12/15	at N.Y. Giants	17 33 [L]
(H 5-0-2, A 2-4-1)	321	295

1962 Buddy Parker (HEAD COACH)

W-9, L-5	Steelers	Opp.
9/16	at Detroit	7 45 [L]
9/23	at Dallas	30 28 [W]
9/30	N.Y. Giants	27 31 [L]
10/6	Philadelphia	13 7 [W]
10/14	at N.Y. Giants	20 17 [W]
10/21	Dallas	27 42 [L]
10/28	Cleveland	14 41 [L]
11/4	Minnesota	39 31 [W]
11/11	at St. Louis	26 17 [W]
11/18	Washington	23 21 [W]
11/25	at Cleveland	14 35 [L]
12/2	St. Louis	19 7 [W]
12/9	at Philadelphia	26 17 [W]
12/16	at Washington	27 24 [W]
(H 4-3, A 5-2)	312	363

Playoff Bowl (Miami, Fla.)

1/6	Detroit	10 17 [L]
-----	---------	-----------

1961 Buddy Parker (HEAD COACH)

W-6, L-8	Steelers	Opp.
9/17	at Dallas	24 27 [L]
9/24	N.Y. Giants	14 17 [L]
10/1	at L.A. Rams	14 24 [L]
10/8	at Philadelphia	16 21 [L]
10/15	Washington	20 0 [W]
10/22	Cleveland	28 30 [L]
10/29	San Francisco	20 10 [W]
11/5	at Cleveland	17 13 [W]
11/12	Dallas	37 7 [W]
11/19	at N.Y. Giants	21 42 [L]
11/26	St. Louis	30 27 [W]
12/3	Philadelphia	24 35 [L]
12/10	at Washington	30 14 [W]
12/17	at St. Louis	0 20 [L]
(H 4-3, A 2-5)	295	287

1960 Buddy Parker (HEAD COACH)

W-5, L-6, T-1	Steelers	Opp.
9/24	at Dallas	35 28 [W]
10/2	at Cleveland	20 28 [L]
10/9	N.Y. Giants	17 19 [L]
10/16	St. Louis	27 14 [W]
10/23	at Washington	27 27 [T]
10/30	Green Bay	13 19 [L]
11/6	at Philadelphia	7 34 [L]
11/13	at N.Y. Giants	24 27 [L]
11/20	Cleveland	14 10 [W]
11/27	Washington	22 10 [W]
12/11	Philadelphia	27 21 [W]
12/18	at St. Louis	7 38 [L]
(H 4-2, A 1-4-1)	240	275

1959 Buddy Parker (HEAD COACH)

W-6, L-5, T-1	Steelers	Opp.
9/26	Cleveland	17 7 [W]
10/4	Washington	17 23 [L]
10/11	at Philadelphia	24 28 [L]
10/18	at Washington	27 6 [W]
10/25	New York	16 21 [L]
11/1	at Chicago Cards	24 45 [L]
11/8	Detroit	10 10 [T]
11/15	at New York	14 9 [W]
11/22	at Cleveland	21 20 [W]
11/29	Philadelphia	31 0 [W]
12/6	at Chicago Bears	21 27 [L]
12/13	Chicago Cards	35 20 [W]
(H 3-2-1, A 3-3)	257	216

1958 Buddy Parker (HEAD COACH)

W-7, L-4, T-1	Steelers	Opp.
9/28	at San Francisco	20 23 [L]
10/5	Cleveland	12 45 [L]
10/12	Philadelphia	24 3 [W]
10/19	at Cleveland	10 27 [L]
10/26	at New York	6 17 [L]
11/2	Washington	24 16 [W]
11/9	at Philadelphia	31 24 [W]
11/16	New York	31 10 [W]
11/23	at Chicago Cards	27 20 [W]
11/30	Chicago Bears	24 10 [W]
12/7	at Washington	14 14 [T]
12/13	Chicago Cards	38 21 [W]
(H 5-1, A 2-3-1)	261	230

1957 Buddy Parker (HEAD COACH)

W-6, L-6	Steelers	Opp.
9/29	Washington	28 7 [W]
10/5	Cleveland	12 23 [L]
10/13	Chicago Cards	29 20 [W]
10/20	at New York	0 35 [L]
10/27	Philadelphia	6 0 [W]
11/3	at Baltimore	19 13 [W]
11/10	at Cleveland	0 24 [L]
11/24	Green Bay	10 27 [L]
12/1	at Philadelphia	6 7 [L]
12/7	New York	21 10 [W]
12/15	at Washington	3 10 [L]
12/22	at Chicago Cards	27 2 [W]
(H 4-2, A 2-4)	161	178

1956 Walt Kiesling (HEAD COACH)

W-5, L-7	Steelers	Opp.
9/30	Washington	30 13 [W]
10/6	Cleveland	10 14 [L]
10/14	Philadelphia	21 35 [L]
10/21	at New York	10 38 [L]
10/28	at Cleveland	24 16 [W]
11/4	New York	14 17 [L]
11/11	at Philadelphia	7 14 [L]
11/18	Chicago Cards	14 7 [W]
11/25	at Chicago Cards	27 38 [L]
12/2	L.A. Rams	30 13 [W]
12/9	at Detroit	7 45 [L]
12/16	at Washington	23 0 [W]
(H 3-3, A 2-4)	217	250

1955 Walt Kiesling (HEAD COACH)

W-4, L-8	Steelers	Opp.
9/26	Chicago Cards	14 7 [W]
10/2	at L.A. Rams	26 27 [L]
10/9	New York	30 23 [W]
10/15	Philadelphia	13 7 [W]
10/23	at New York	19 17 [W]
10/30	at Philadelphia	0 24 [L]
11/5	at Chicago Cards	13 27 [L]
11/13	Detroit	28 31 [L]
11/20	at Cleveland	14 41 [L]
11/27	Washington	14 23 [L]
12/4	Cleveland	7 30 [L]
12/11	at Washington	17 28 [L]
(H 3-1, A 1-5)	195	285

1954 Walt Kiesling (HEAD COACH)

W-5, L-7	Steelers	Opp.
9/26	at Green Bay	21 20 [W]
10/2	Washington	37 7 [W]
10/9	at Philadelphia	22 24 [L]
10/17	Cleveland	55 27 [W]
10/23	Philadelphia	17 7 [W]
10/31	at Chicago Cards	14 17 [L]
11/7	New York	6 31 [L]
11/14	at Washington	14 17 [L]
11/20	San Francisco	3 31 [L]
11/28	Chicago Cards	20 17 [W]
12/5	at New York	3 24 [L]
12/12	at Cleveland	7 42 [L]
(H 4-2, A 1-5)	219	263

1953 Joe Bach (HEAD COACH)			
W-6, L-6	Steelers	Opp.	
9/27 at Detroit	21	38	[L]
10/3 New York	24	14	[W]
10/11 Chicago Cards	31	28	[W]
10/17 at Philadelphia	7	23	[L]
10/24 Green Bay	31	14	[W]
11/1 Philadelphia	7	35	[L]
11/8 at Cleveland	16	34	[L]
11/15 at New York	14	10	[W]
11/22 Cleveland	16	20	[L]
11/29 Washington	9	17	[L]
12/6 at Chicago Cards	21	17	[W]
12/13 at Washington	14	13	[W]
(H 3-3, A 3-3)	211	263	

1952 Joe Bach (HEAD COACH)			
W-5, L-7	Steelers	Opp.	
9/28 Philadelphia	25	31	[L]
10/4 Cleveland	20	21	[L]
10/12 at Philadelphia	21	26	[L]
10/19 Washington	24	28	[L]
10/26 at Chicago Cards	34	28	[W]
11/2 at Washington	24	23	[W]
11/9 Detroit	6	31	[L]
11/16 at Cleveland	28	29	[L]
11/23 Chicago Cards	17	14	[W]
11/30 New York	63	7	[W]
12/7 at San Francisco	24	7	[W]
12/14 at L.A. Rams	14	28	[L]
(H 2-4, A 3-3)	300	273	

1951 John Michelosen (HEAD COACH)			
W-4, L-7, T-1	Steelers	Opp.	
10/1 New York	13	13	[T]
10/7 at Green Bay	33	35	[L]
10/14 San Francisco	24	28	[L]
10/21 at Cleveland	0	17	[L]
10/28 at Chicago Cards	28	14	[W]
11/4 Philadelphia	13	34	[L]
11/11 Green Bay	28	7	[W]
11/18 Washington	7	22	[L]
11/25 at Philadelphia	17	13	[W]
12/2 at New York	0	14	[L]
12/9 Cleveland	0	28	[L]
12/16 at Washington	20	10	[W]
(H 1-4-1, A 3-3)	183	235	

1950 John Michelosen (HEAD COACH)			
W-6, L-6	Steelers	Opp.	
9/17 New York	7	18	[L]
9/24 at Detroit	7	10	[L]
10/1 at Washington	26	7	[W]
10/7 Cleveland	17	30	[L]
10/15 at New York	17	6	[W]
10/22 Philadelphia	10	17	[L]
10/29 at Cleveland	7	45	[L]
11/5 at Philadelphia	9	7	[W]
11/12 Baltimore	17	7	[W]
11/23 at Chicago Cards	28	17	[W]
12/3 Washington	7	24	[L]
12/10 Chicago Cards	28	7	[W]
(H 2-4, A 4-2)	180	195	

1949 John Michelosen (HEAD COACH)			
W-6, L-5, T-1	Steelers	Opp.	
9/25 New York Giants	28	7	[W]
10/3 Washington	14	27	[L]
10/8 Detroit	14	7	[W]
10/16 at New York Giants	21	17	[W]
10/23 New York Bulldogs	24	13	[W]
10/30 Philadelphia	7	38	[L]
11/6 at Washington	14	27	[L]
11/13 L.A. Rams	7	7	[T]
11/20 at Green Bay	30	7	[W]
11/27 at Philadelphia	17	34	[L]
12/4 at Chicago Bears	21	30	[L]
12/11 at New York Bulldogs	27	0	[W]
(H 3-2-1, A 3-3)	224	214	

1948 John Michelosen (HEAD COACH)			
W-4, L-8	Steelers	Opp.	
9/26 at Washington	14	17	[L]
10/3 Boston	24	14	[W]
10/10 Washington	10	7	[W]
10/17 at Boston	7	13	[L]
10/24 at New York	27	34	[L]
10/31 Philadelphia	7	34	[L]
11/7 Green Bay	38	7	[W]
11/14 Chicago Cards	7	24	[L]
11/21 at Detroit	14	17	[L]
11/28 at Philadelphia	0	17	[L]
12/5 New York	38	28	[W]
12/12 at L.A. Rams	14	31	[L]
(H 4-2, A 0-6)	200	243	

1947 Jack Sutherland (HEAD COACH)			
W-8, L-4	Steelers	Opp.	
9/21 Detroit	17	10	[W]
9/29 L.A. Rams	7	48	[L]
10/6 at Washington	26	27	[L]
10/12 at Boston	30	14	[W]
10/19 Philadelphia	35	24	[W]
10/26 at New York	38	21	[W]
11/2 at Green Bay	18	17	[W]
11/9 Washington	21	14	[W]
11/16 New York	24	7	[W]
11/23 at Chicago Bears	7	49	[L]
11/30 at Philadelphia	0	21	[L]
12/7 Boston	17	7	[W]
(H 5-1, A 3-3)	240	259	

Eastern Division Playoff

12/21 Philadelphia	0	21	[L]
--------------------	---	----	-----

1946 Jack Sutherland (HEAD COACH)			
W-5, L-5, T-1	Steelers	Opp.	
9/20 Chicago Cards	14	7	[W]
9/29 at Washington	14	14	[T]
10/6 New York	14	17	[L]
10/13 Boston	16	7	[W]
10/20 at Green Bay	7	17	[L]
10/27 at Boston	33	7	[W]
11/3 Washington	14	7	[W]
11/10 at Detroit	7	17	[L]
11/17 Philadelphia	10	7	[W]
11/24 at New York	0	7	[L]
12/1 at Philadelphia	7	10	[L]
(H 4-1, A 1-4-1)	136	117	

1945 Jim Leonard (HEAD COACH)			
W-2, L-8	Steelers	Opp.	
9/25 at Boston	7	28	[L]
10/7 New York	6	34	[L]
10/14 Washington	0	14	[L]
10/21 at New York	21	7	[W]
10/28 Boston	6	10	[L]
11/4 Philadelphia	3	45	[L]
11/11 Chicago Cards	23	0	[W]
11/18 at Philadelphia	6	30	[L]
11/25 at Chicago Bears	7	28	[L]
12/2 at Washington	0	24	[L]
(H 1-4, A 1-4)	79	220	

1944* Walt Kiesling and Phil Handler (HEAD COACHES)

W-0, L-10	Steelers	Opp.	
9/24 Cleveland	28	30	[L]
10/8 Green Bay	7	34	[L]
10/15 at Chicago Bears	7	34	[L]
10/22 at New York	0	23	[L]
10/29 at Washington	20	42	[L]
11/5 Detroit	6	27	[L]
11/12 at Detroit	7	21	[L]
11/19 Cleveland	6	33	[L]
11/26 Green Bay	20	35	[L]
12/3 Chicago Bears	7	49	[L]
(H 0-6, A 0-4)	108	328	

*Combined with Chicago Cards
● Home game played in Chicago

1943* Walt Kiesling and Greasy Neale (HEAD COACHES)

W-5, L-4, T-1	Steelers	Opp.	
10/2 Brooklyn ●	17	0	[W]
10/9 New York ●	28	14	[W]
10/17 at Chicago Bears	21	48	[L]
10/24 at New York	14	42	[L]
10/31 Chicago Cards	34	13	[W]
11/7 Washington ●	14	14	[T]
11/14 at Brooklyn	7	13	[L]
11/21 Detroit	35	34	[W]
11/28 at Washington	27	14	[W]
12/5 Green Bay ●	28	38	[L]
(H 4-1-1, A 1-3)	225	230	

*Combined with Philadelphia Eagles
● Home game played in Philadelphia

1942 Walt Kiesling (HEAD COACH)

W-7, L-4	Steelers	Opp.	
9/13 Philadelphia	14	24	[L]
9/20 at Washington	14	24	[L]
10/4 New York	13	10	[W]
10/11 at Brooklyn	7	0	[W]
10/18 at Philadelphia	14	0	[W]
10/25 Washington	0	14	[L]
11/1 at New York	17	9	[W]
11/8 at Detroit	35	7	[W]
11/22 Chicago Cards	19	3	[W]
11/29 Brooklyn	13	0	[W]
12/6 at Green Bay	21	24	[L]
(H 3-2, A 4-2)	167	119	

84 Years with the Steelers

FOOTBALL STAFF

2017 PLAYERS

2016 IN REVIEW

STEELERS HISTORY

RECORDS

1941 Burt Bell, Aldo Donelli, Walt Kiesling (HEAD COACHS)

W-1, L-9, T-1	Steelers	Opp.
9/7 at Cleveland	14	17 [L]
9/21 Philadelphia	7	10 [L]
10/5 New York	10	37 [L]
10/12 Washington	20	24 [L]
10/19 at New York	7	28 [L]
10/26 at Chicago Bears	7	34 [L]
11/2 at Washington	3	23 [L]
11/9 at Philadelphia	7	7 [T]
11/16 Brooklyn	14	7 [W]
11/23 Green Bay	7	54 [L]
11/30 at Brooklyn	7	35 [L]
(H 1-4, A 0-5-1)	103	276

1940 Walt Kiesling (HEAD COACH)

W-2, L-7, T-2	Steelers	Opp.
9/8 Chicago Cards	7	7 [T]
9/15 New York	10	10 [T]
9/22 at Detroit	10	7 [W]
9/29 Brooklyn	3	10 [L]
10/6 Washington	10	40 [L]
10/13 at Brooklyn	0	21 [L]
10/20 at New York	0	12 [L]
10/27 at Green Bay	3	24 [L]
11/3 at Washington	10	37 [L]
11/10 Philadelphia	7	3 [W]
11/28 at Philadelphia	0	7 [L]
(H 1-2-2, A 1-5)	60	178

1939 Walt Kiesling and Johnny "Blood" McNally (HEAD COACH)

W-1, L-9, T-1	Steelers	Opp.
9/14 at Brooklyn	7	12 [L]
9/24 Chicago Cards	0	10 [L]
10/2 Chicago Bears	0	32 [L]
10/8 New York	7	14 [L]
10/15 at Washington	14	44 [L]
10/22 Washington	14	21 [L]
10/29 at Cleveland	14	14 [T]
11/5 at Brooklyn	13	17 [L]
11/19 at New York	7	23 [L]
11/23 at Philadelphia	14	17 [L]
11/26 Philadelphia	24	12 [W]
(H 1-4, A 0-5-1)	114	216

1938 Johnny "Blood" McNally (HEAD COACH)

W-2, L-9	Steelers	Opp.
9/9 at Detroit	7	16 [L]
9/11 New York	14	27 [L]
9/16 at Philadelphia	7	27 [L]
9/23 at Brooklyn	17	3 [W]
10/3 at New York	13	10 [W]
10/9 Brooklyn	7	17 [L]
10/23 at Green Bay	0	20 [L]
11/6 Washington	0	7 [L]
11/20 at Philadelphia	7	14 [L]
11/27 at Washington	0	15 [L]
12/4 at Cleveland	7	13 [L]
(H 0-3, A 2-6)	79	169

1937 Johnny "Blood" McNally (HEAD COACH)

W-4, L-7	Steelers	Opp.
9/5 Philadelphia	27	14 [W]
9/19 at Brooklyn	21	0 [W]
9/26 New York	7	10 [L]
10/4 Chicago Bears	0	7 [L]
10/10 at Detroit	3	7 [L]
10/17 at Washington	20	34 [L]
10/24 Chicago Cubs	7	13 [L]
10/31 Philadelphia	16	7 [W]
11/7 at New York	0	17 [L]
11/14 Washington	21	13 [W]
11/21 Brooklyn	0	23 [L]
(H 3-4, A 1-3)	122	145

1936 Joe Bach (HEAD COACH)

W-6, L-6	Steelers	Opp.
9/13 Boston	10	0 [W]
9/23 at Brooklyn	10	6 [W]
9/27 New York	10	7 [W]
10/4 Chicago Bears	9	27 [L]
10/14 Philadelphia	17	0 [W]
10/18 at Chicago Bears	6	26 [L]
10/25 at Green Bay	10	42 [L]
11/1 Brooklyn	10	7 [W]
11/5 at Philadelphia	6	0 [W]
11/8 at Detroit	3	28 [L]
11/15 at Chicago Cards	6	14 [L]
11/29 at Boston	0	30 [L]
(H 4-1, A 2-5)	97	187

1935 Joe Bach (HEAD COACH)

W-4, L-8	Steelers	Opp.
9/13 at Philadelphia	17	7 [W]
9/22 New York	7	42 [L]
9/29 Chicago Bears	7	23 [L]
10/6 at Green Bay	0	27 [L]
10/9 Philadelphia	6	17 [L]
10/20 Chicago Cards	17	13 [W]
10/27 Boston	6	0 [W]
11/3 Brooklyn	7	13 [L]
11/10 at Brooklyn	16	7 [W]
11/24 Green Bay	14	34 [L]
12/1 at Boston	3	13 [L]
12/8 at New York	0	13 [L]
(H 2-5, A 2-3)	100	209

1934 Luby DiMeola (HEAD COACH)

W-2, L-10	Steelers	Opp.
9/9 Cincinnati	13	0 [W]
9/16 Boston	0	7 [L]
9/26 Philadelphia	0	17 [L]
10/3 New York	12	14 [L]
10/7 at Philadelphia	9	7 [W]
10/10 Chicago Bears	0	28 [L]
10/14 at Boston	0	39 [L]
10/21 at New York	7	17 [L]
10/28 at Brooklyn	3	21 [L]
11/4 at Detroit	7	40 [L]
11/11 at St. Louis	0	6 [L]
11/18 Brooklyn	0	10 [L]
(H 1-5, A 1-5)	51	206

1933 Jap Douds (HEAD COACH)

W-3, L-6, T-2	Steelers	Opp.
9/20 New York	2	13 [L]
9/27 Chicago Cardinals	14	23 [W]
10/4 Boston	6	21 [L]
10/11 Cincinnati	17	0 [W]
10/15 at Green Bay	0	47 [L]
10/22 at Cincinnati	0	0 [T]
10/29 at Boston	16	14 [W]
11/5 at Brooklyn	3	3 [T]
11/12 Brooklyn	0	32 [L]
11/19 at Philadelphia	6	25 [L]
12/3 at New York	3	27 [L]
(H 2-3, A 1-3-2)	67	205

STEELERS PLACEMENT (1970-2016)

Year	Record	Finish
1970	5-9	3rd in AFC Central
1971	6-8	2nd in AFC Central
1972	11-3	AFC Central Champion (1)
1973	10-4	2nd in AFC Central*
1974	10-3-1	AFC Central Champion (2)
1975	12-2	AFC Central Champion (3)
1976	10-4	AFC Central Champion (4)
1977	9-5	AFC Central Champion (5)
1978	14-2	AFC Central Champion (6)
1979	12-4	AFC Central Champion (7)
1980	9-7	3rd in AFC Central
1981	8-8	2nd in AFC Central
1982	6-3	4th in AFC Tournament*
1983	10-6	AFC Central Champion (8)
1984	9-7	AFC Central Champion (9)
1985	7-9	4th in AFC Central
1986	6-10	3rd in AFC Central
1987	8-7	3rd in AFC Central
1988	5-11	4th in AFC Central
1989	9-7	3rd in AFC Central*
1990	9-7	3rd in AFC Central
1991	7-9	2nd in AFC Central
1992	11-5	AFC Central Champion (10)
1993	9-7	2nd in AFC Central*
1994	12-4	AFC Central Champion (11)
1995	11-5	AFC Central Champion (12)
1996	10-6	AFC Central Champion (13)
1997	11-5	AFC Central Champion (14)
1998	7-9	3rd in AFC Central
1999	6-10	4th in AFC Central
2000	9-7	3rd in AFC Central
2001	13-3	AFC Central Champion (15)
2002	10-5-1	AFC North Champion (16)
2003	6-10	3rd in AFC North
2004	15-1	AFC North Champion (17)
2005	11-5	2nd in AFC North*
2006	8-8	T-2nd in AFC North
2007	10-6	AFC North Champion (18)
2008	12-4	AFC North Champion (19)
2009	9-7	T-2nd in AFC North
2010	12-4	AFC North Champion (20)
2011	12-4	T-1st in AFC North*
2012	8-8	3rd in AFC North
2013	8-8	2nd in AFC North
2014	11-5	AFC North Champion (21)
2015	10-6	2nd in AFC North*
2016	11-5	AFC North Champion (22)

* Earned Wild Card playoff berth
(#) = Number of Division Titles



ANTONIO BROWN 8/26/16 at New Orleans

2016 Record: 1-3

	Steelers	Opp.	
Detroit	17	30	(L)
Philadelphia	0	17	(L)
At New Orleans	27	14	(W)
At Carolina	6	18	(L)

2015 Record: 1-4

	Steelers	Opp.	
At Minnesota (Canton)	3	14	(L)
At Jacksonville	21	23	(L)
Green Bay	24	19	(W)
At Buffalo	19	43	(L)
Carolina	6	23	(L)

2014 Record: 1-3

	Steelers	Opp.	
At N.Y. Giants	16	20	(L)
Buffalo	19	16	(W)
At Philadelphia	21	31	(L)
Carolina	0	10	(L)

2013 Record: 0-4

	Steelers	Opp.	
N.Y. Giants	13	18	(L)
At Washington	13	24	(L)
Kansas City (OT)	20	26	(L)
At Carolina	10	25	(L)

2012 Record: 3-1

	Steelers	Opp.	
At Philadelphia	23	24	(L)
Indianapolis	26	24	(W)
At Buffalo	38	7	(W)
Carolina	17	16	(W)

2011 Record: 3-1

	Steelers	Opp.	
At Washington	7	16	(L)
Philadelphia	24	14	(W)
Atlanta	34	16	(W)
At Carolina	33	17	(W)

2010 Record: 3-1

	Steelers	Opp.	
Detroit	23	7	(W)
At N.Y. Giants	24	17	(W)
At Denver	17	34	(L)
Carolina	19	3	(W)

2009 Record: 3-1

	Steelers	Opp.	
Arizona	20	10	(W)
At Washington	13	17	(L)
Buffalo	17	0	(W)
At Carolina	21	10	(W)

2008 Record: 3-1

	Steelers	Opp.	
Philadelphia	16	10	(W)
Buffalo (at Toronto)	21	24	(L)
At Minnesota	12	10	(W)
Carolina	19	16	(W)

2007 Record: 4-1

	Steelers	Opp.	
New Orleans (at Canton)	20	7	(W)
Green Bay	9	13	(L)
At Washington	12	10	(W)
Philadelphia	27	13	(W)
At Carolina	19	3	(W)

2006 Record: 0-4

	Steelers	Opp.	
At Arizona	13	21	(L)
Minnesota	10	17	(L)
At Philadelphia	7	16	(L)
Carolina	13	15	(L)

2005 Record: 3-1

	Steelers	Opp.	
Philadelphia	38	31	(W)
Miami	17	3	(W)
At Washington	10	17	(L)
At Carolina	21	17	(W)

2004 Record: 2-2

	Steelers	Opp.	
At Detroit	21	27	(L)
Houston	38	3	(W)
At Philadelphia	27	21	(W)
Carolina	13	16	(L)

2003 Record: 1-3

	Steelers	Opp.	
At Detroit	13	26	(L)
Philadelphia	16	21	(L)
Dallas	15	14	(W)
At Carolina	14	21	(L)

2002 Record: 2-2

	Steelers	Opp.	
N.Y. Jets	6	16	(L)
At Washington	34	35	(L)
At Detroit	34	22	(W)
Minnesota	17	14	(W)

2001 Record: 3-1

	Steelers	Opp.	
At Atlanta	17	16	(W)
At Minnesota	10	24	(L)
Detroit	20	7	(W)
Buffalo	20	0	(W)

2000 Record: 3-2

	Steelers	Opp.	
At Dallas	38	10	(W)
Miami	13	10	(W)
Carolina	13	0	(W)
Indianapolis (at Mexico City)	23	24	(L)
At Washington	10	17	(L)

1999 Record: 1-3

	Steelers	Opp.	
Chicago	30	23	(W)
At Carolina	13	20	(L)
Washington	14	27	(L)
At Buffalo	14	16	(L)

1998 Record: 3-2

	Steelers	Opp.	
Tampa Bay (at Canton)	6	30	(L)
Buffalo	24	13	(W)
At Philadelphia	17	21	(L)
Atlanta (at Morgantown)	28	22	(W)
Carolina	38	24	(W)

1997 Record: 5-0

	Steelers	Opp.	
Chicago (at Dublin)	30	17	(W)
At Kansas City	28	14	(W)
Philadelphia	42	26	(W)
Detroit	28	20	(W)
At Carolina	27	19	(W)

1996 Record: 2-3

	Steelers	Opp.	
San Diego (at Tokyo)	10	20	(L)
St. Louis	16	10	(W)
At Green Bay	17	24	(L)
Tampa Bay	13	3	(W)
At Philadelphia	19	20	(L)

1995 Record: 1-3

	Steelers	Opp.	
At Buffalo	31	10	(W)
Green Bay	13	36	(L)
At Tampa Bay	7	20	(L)
Philadelphia	6	16	(L)

1994 Record: 1-3

	Steelers	Opp.	
At Miami	14	24	(L)
L.A. Raiders	29	17	(W)
Indianapolis	14	17	(L)
At Washington	21	22	(L)

1993 Record: 2-3

	Steelers	Opp.	
San Francisco (at Barcelona)	14	21	(L)
N.Y. Jets	17	13	(W)
At N.Y. Giants	23	17	(W)
Washington	3	10	(L)
Minnesota (at Minneapolis)	13	30	(L)

Steelers Preseason Results

1992 Record: 2-2

	Steelers	Opp.
Philadelphia	33	35 (L)
At New Orleans	0	26 (L)
At Chicago	28	17 (W)
N.Y. Giants	24	3 (W)

1991 Record: 2-2

	Steelers	Opp.
Washington	16	7 (W)
At Minnesota	24	34 (L)
At Philadelphia	20	21 (L)
At Detroit	16	3 (W)

1990 Record: 2-2

	Steelers	Opp.
New England (at Montreal)	30	14 (W)
At Washington	24	27 (L)
At Dallas	9	20 (L)
Philadelphia	20	10 (W)

1989 Record: 2-2

	Steelers	Opp.
Washington	14	21 (L)
At Cleveland	24	21 (W)
At Philadelphia	14	38 (L)
At N.Y. Giants	13	10 (W)

1988 Record: 3-1

	Steelers	Opp.
At Washington	44	31 (W)
Philadelphia	21	16 (W)
At N.Y. Giants	17	28 (L)
At New Orleans	31	28 (W)

1987 Record: 0-4

	Steelers	Opp.
At Washington	17	23 (L)
At Chicago	14	50 (L)
At New Orleans	28	31 (L)
N.Y. Giants	20	26 (L)

1986 Record: 1-3

	Steelers	Opp.
Chicago	13	23 (L)
At Washington (OT)	24	27 (L)
At Dallas	41	28 (W)
At N.Y. Giants	3	17 (L)

1985 Record: 1-3

	Steelers	Opp.
At Tampa Bay	42	27 (W)
Minnesota (at Minneapolis)	34	41 (L)
At St. Louis	6	14 (L)
N.Y. Giants	14	24 (L)

1984 Record: 3-1

	Steelers	Opp.
At Cleveland	31	14 (W)
Philadelphia	20	17 (W)
At Dallas	20	10 (W)
at N.Y. Giants	9	16 (L)

1983 Record: 4-1

	Steelers	Opp.
New Orleans (at Canton)	27	14 (W)
New England (at Knoxville)	27	16 (W)
N.Y. Giants	13	22 (L)
At Dallas	24	7 (W)
At Philadelphia	10	3 (W)

1982 Record: 4-0

	Steelers	Opp.
New England (at Knoxville)	24	20 (W)
At N.Y. Giants	13	10 (W)
Baltimore	37	15 (W)
Philadelphia	27	24 (W)

1981 Record: 2-2

	Steelers	Opp.
At Cleveland	35	31 (W)
At Philadelphia	20	36 (L)
At Dallas	14	24 (L)
N.Y. Giants	31	6 (W)

1980 Record: 3-1

	Steelers	Opp.
At N.Y. Giants	13	0 (W)
At Atlanta	17	14 (W)
N.Y. Jets	13	20 (L)
At Dallas	31	10 (W)

1979 Record: 3-1

	Steelers	Opp.
At Buffalo	15	7 (W)
N.Y. Giants	10	3 (W)
At N.Y. Jets	27	14 (W)
At Dallas	14	16 (L)

1978 Record: 2-2

	Steelers	Opp.
At Baltimore	22	10 (W)
Atlanta	13	7 (W)
At N.Y. Giants	6	13 (L)
At Dallas	13	16 (L)

1977 Record: 3-3

	Steelers	Opp.
Buffalo	28	24 (W)
At Kansas City	21	23 (L)
At N.Y. Jets	26	13 (W)
At New England	10	13 (L)
Philadelphia	21	13 (W)
At Dallas	0	30 (L)

1976 Record: 5-2

	Steelers	Opp.
All Stars (at Chicago)	24	0 (W)
At New Orleans	24	14 (W)
At Philadelphia	14	7 (W)
At Washington	27	7 (W)
N.Y. Giants	0	17 (L)
At Dallas	10	20 (L)
N.Y. Jets	41	6 (W)

1975 Record: 3-4

	Steelers	Opp.
All Stars (at Chicago)	21	14 (W)
Philadelphia	14	17 (L)
Oakland (at Berkley)	21	24 (L)
At Baltimore	31	10 (W)
N.Y. Giants (at Princeton)	7	24 (L)
New Orleans	24	13 (W)
At Dallas	16	17 (L)

1974 Record: 6-0

	Steelers	Opp.
At New Orleans	26	7 (W)
Chicago	50	21 (W)
At Philadelphia (ot)	33	30 (W)
N.Y. Giants	17	7 (W)
At Washington	21	19 (W)
At Dallas	41	15 (W)

1973 Record: 4-2

	Steelers	Opp.
Baltimore	34	7 (W)
Minnesota (at Bloomington)	6	10 (L)
Philadelphia	17	3 (W)
At N.Y. Giants	24	29 (L)
At Green Bay	30	22 (W)
Atlanta	19	0 (W)

1972 Record: 4-1-1

	Steelers	Opp.
N.Y. Giants	28	10 (W)
N.Y. Jets (at Seattle)	22	3 (W)
At Atlanta	31	17 (W)
Baltimore (at Tampa)	13	16 (L)
New Orleans (at Memphis)	56	7 (W)
Washington	10	10 (T)

1971 Record: 3-2

	Steelers	Opp.
At Green Bay	16	13 (W)
At Cincinnati	13	20 (L)
Minnesota	21	26 (L)
N.Y. Jets (at Cleveland)	35	21 (W)
At N.Y. Giants	20	3 (W)

1970 Record: 4-1

	Steelers	Opp.
Miami (at Jacksonville)	10	16 (L)
Minnesota (at Bloomington)	20	13 (W)
N.Y. Giants	21	6 (W)
Boston (at Shreveport)	31	3 (W)
At Oakland	20	6 (W)

1969 Record: 2-3

	Steelers	Opp.
St. Louis (at Norfolk)	12	27 (L)
New Orleans (at Baton Rouge)	34	24 (W)
Cincinnati	13	23 (L)
At Green Bay	19	31 (L)
N.Y. Giants (at Montreal)	17	13 (W)

1968 Record: 1-4

	Steelers	Opp.
At St. Louis	7	24 (L)
At San Diego	36	33 (W)
Cincinnati (at Morgantown)	3	19 (L)
Green Bay (at Milwaukee)	17	21 (L)
Washington (at Norfolk)	17	24 (L)

1967 Record: 2-3

	Steelers	Opp.
At Green Bay	20	31 (L)
New Orleans (at Baton Rouge)	17	20 (L)
St. Louis (at Nashville)	24	13 (W)
At San Diego	16	7 (W)
Washington (at Norfolk)	10	16 (L)

1966 Record: 1-4

	Steelers	Opp.
N.Y. Giants (at Ithaca)	14	16 (L)
Minnesota (at Portland)	6	35 (L)
San Francisco (at Portland)	34	17 (W)
At Green Bay	6	17 (L)
Cleveland (at Birmingham)	10	14 (L)

1965 Record: 0-5

	Steelers	Opp.
Minnesota (at Atlanta)	21	31 (L)
N.Y. Giants (at New Haven)	7	16 (L)
Baltimore (at Atlanta)	10	38 (L)
San Francisco (at Providence)	9	23 (L)
Cleveland (at Akron)	16	28 (L)

Steelers vs. NFL Opponents *[All-Time Record: 642-573-21]*



ARIZONA CARDINALS

STEELERS WON 35, LOST 23, TIED 3 (Home: 22-9-1, Road: 12-15-2, Neutral: 1-0)

STEELERS				CARDINALS							
1933	14	13	[W]	1955 h	14	7	[W]	1965 h	7	20	[L]
1935 h	17	13	[W]	1955	13	27	[L]	1965	17	21	[L]
1936	6	14	[L]	1956 h	14	7	[W]	1966 h	30	9	[W]
1937 h	7	13	[L]	1956	27	38	[L]	1966	3	6	[L]
1939 h	0	10	[L]	1957 h	29	20	[W]	1967 h	14	28	[L]
1940 h	7	7	[T]	1957	27	2	[W]	1967	14	14	[T]
1942 h	19	3	[W]	1958	27	20	[W]	1968	28	28	[T]
1943 h	34	13	[W]	1958 h	38	21	[W]	1968 h	10	20	[L]
1945 h	23	0	[W]	1959	24	45	[L]	1969 h	14	27	[L]
1946 h	14	7	[W]	1959 h	35	20	[W]	1969	10	47	[L]
1948 h	7	24	[L]	1960 h	27	14	[W]	1972	25	19	[W]
1950	28	17	[W]	1960	7	38	[L]	1979	24	21	[W]
1950 h	28	7	[W]	1961 h	30	27	[W]	1985 h	23	10	[W]
1951	28	14	[W]	1961	0	20	[L]	1988	14	31	[L]
1952	34	28	[W]	1962	26	17	[W]	1994	17	20	ot[L]
1952 h	17	14	[W]	1962 h	19	7	[W]	1997	26	20	ot[W]
1953 h	31	28	[W]	1963 h	23	10	[W]	2003 h	28	15	[W]
1953	21	17	[W]	1963	23	24	[L]	2007	14	21	[L]
1954	14	17	[L]	1964	30	34	[L]	2008	27	23	[W]
1954 h	20	17	[W]	1964 h	20	21	[L]	2011	32	20	[W]
								2015 h	25	13	[W]

Franchise moved from Chicago to St. Louis after 1959 season. Franchise moved from St. Louis to Phoenix after 1987 season.



ATLANTA FALCONS

STEELERS WON 13, LOST 2, TIED 1 (Home: 6-0-1, Road: 7-2)

STEELERS				FALCONS							
1966	57	33	[W]	1984 h	35	10	[W]	2002 h	34	34	ot[T]
1968	41	21	[W]	1987	28	12	[W]	2006	38	41	ot[L]
1970	16	27	[L]	1990 h	21	9	[W]	2010 h	15	9	ot[W]
1974 h	24	17	[W]	1993	45	17	[W]	2014	27	20	[W]
1978 h	31	7	[W]	1996	20	17	[W]				
1981	34	20	[W]	1999 h	13	9	[W]				



BALTIMORE RAVENS

STEELERS WON 25, LOST 21 (Home: 16-9, Road: 9-12)

STEELERS				RAVENS							
1996 h	31	17	[W]	2003 h	34	15	[W]	2010 h	14	17	[L]
1996	17	31	[L]	2003	10	13	ot[L]	2010	13	10	[W]
1997	42	34	[W]	2004	13	30	[L]	2010 h	31	24	[W]
1997 h	37	0	[W]	2004 h	20	7	[W]	2011	7	35	[L]
1998	20	13	[W]	2005 h	20	19	[W]	2011 h	20	23	[L]
1998 h	16	6	[W]	2005	13	16	ot[L]	2012 h	10	13	[L]
1999	23	20	[W]	2006	0	27	[L]	2012	23	20	[W]
1999 h	24	31	[L]	2006 h	7	31	[L]	2013 h	19	16	[W]
2000 h	0	16	[L]	2007 h	38	7	[W]	2013	20	22	[L]
2000	9	6	[W]	2007	21	27	[L]	2014	6	26	[L]
2001 h	10	13	[L]	2008 h	23	20	ot[W]	2014 h	43	23	[W]
2001	26	21	[W]	2008	13	9	[W]	2014 h	17	30	[L]
2001 h	27	10	[W]	2008 h	23	14	[W]	2015 h	20	23	ot[L]
2002	31	18	[W]	2009	17	20	ot[L]	2015	17	20	[L]
2002 h	34	31	[W]	2009 h	23	20	[W]	2016	14	21	[L]
								2016 h	31	27	[W]

● Playoff Game ● AFC Championship Game ● Super Bowl

Steelers vs. NFL Opponents *(All-Time Record: 642-573-21)*



BUFFALO BILLS

STEELERS WON 16, LOST 9 *(Home: 10-2, Road: 6-7)*

STEELERS			BILLS			STEELERS			BILLS			STEELERS			BILLS																																																																																				
1970 h	23	10	[W]	1985 h	30	24	[W]	1995 h ●	40	21	[W]	1972	38	21	[W]	1986	12	16	[L]	1996 h	24	6	[W]	1974 h ●	32	14	[W]	1988	28	36	[L]	1999	21	24	[L]	1975 h	21	30	[L]	1991	34	52	[L]	2001	20	3	[W]	1978	28	17	[W]	1992	20	28	[L]	2004	29	24	[W]	1979 h	28	0	[W]	1992 h ●	3	24	[L]	2007 h	26	3	[W]	1980	13	28	[L]	1993 h	23	0	[W]	2010	19	16	ot[W]	1982	0	13	[L]	1994 h	23	10	[W]	2013 h	23	10	[W]	2016	27	20	[W]



CAROLINA PANTHERS

STEELERS WON 5, LOST 1 *(Home: 3-0, Road: 2-1)*

STEELERS			PANTHERS			STEELERS			PANTHERS			STEELERS			PANTHERS								
1996	14	18	[L]	2002 h	30	14	[W]	2010 h	27	3	[W]	1999 h	30	20	[W]	2006	37	3	[W]	2014	37	19	[W]



CHICAGO BEARS

STEELERS WON 7, LOST 21, TIED 1 *(Home: 6-9-1, Road: 1-12)*

STEELERS			BEARS			STEELERS			BEARS			STEELERS			BEARS																																																																																																				
1934 h	0	28	[L]	1945 h	7	28	[L]	1980 h	38	3	[W]	1935 h	7	23	[L]	1947	7	49	[L]	1986	10	13	ot[L]	1936 h	9	27	[L]	1949	21	30	[L]	1989 h	0	20	[L]	1936	6	26	[L]	1958 h	24	10	[W]	1992	6	30	[L]	1937 h	0	7	[L]	1959	21	27	[L]	1995	37	34	ot[W]	1939 h	0	32	[L]	1963 h	17	17	[T]	1998 h	17	12	[W]	1941	7	34	[L]	1967 h	41	13	[W]	2005 h	21	9	[W]	1943	21	48	[L]	1969	7	38	[L]	2009	14	17	[L]	1944	7	34	[L]	1971	15	17	[L]	2013 h	23	40	[L]	1944 h	7	49	[L]	1975 h	34	3	[W]



CINCINNATI BENGALS

STEELERS WON 60, LOST 35 *(Home: 31-16, Road: 29-19)*

STEELERS			BENGALS			STEELERS			BENGALS			STEELERS			BENGALS																																																																																																																																																																																																																																
1970 h	21	10	[W]	1980	28	30	[L]	1990 h	12	16	[L]	1970	7	34	[L]	1980 h	16	17	[L]	1991	33	27	ot[W]	1971 h	21	10	[W]	1981	7	34	[L]	1991 h	17	10	[W]	1971	21	13	[W]	1981 h	10	17	[L]	1992 h	20	0	[W]	1972	10	15	[L]	1982 h	26	20	ot[W]	1992	21	9	[W]	1972 h	40	17	[W]	1983	24	14	[W]	1993 h	34	7	[W]	1973	7	19	[L]	1983 h	10	23	[L]	1993	24	16	[W]	1973 h	20	13	[W]	1984 h	38	17	[W]	1994 h	14	10	[W]	1974	10	17	[L]	1984	20	22	[L]	1994	38	15	[W]	1974 h	27	3	[W]	1985 h	24	37	[L]	1995 h	9	27	[L]	1975	30	24	[W]	1985	21	26	[L]	1995	49	31	[W]	1975 h	35	14	[W]	1986	22	24	[L]	1996 h	20	10	[W]	1976 h	23	6	[W]	1986 h	30	9	[W]	1996	24	34	[L]	1976	7	3	[W]	1987 h	23	20	[W]	1997	26	10	[W]	1977 h	20	14	[W]	1987	30	16	[W]	1997 h	20	3	[W]	1977	10	17	[L]	1988 h	12	17	[L]	1998	20	25	[L]	1978	28	3	[W]	1988	7	42	[L]	1998 h	24	25	[L]	1978 h	7	6	[W]	1989	10	41	[L]	1999	17	3	[W]	1979	10	34	[L]	1989 h	16	26	[L]	1999 h	20	27	[L]	1979 h	37	17	[W]	1990	3	27	[L]	2000 h	15	0	[W]

● Playoff Game

Steelers vs. NFL Opponents *[All-Time Record: 642-573-21]*



CINCINNATI BENGALS *(Continued)*

STEELERS WON 60, LOST 35 *(Home: 31-16, Road: 29-19)*

STEELERS				BENGALS			
2000	48	28	[W]	2006 h	20	28	[L]
2001 h	16	7	[W]	2006	23	17	ot[W]
2001	23	26	ot[L]	2007	24	13	[W]
2002	34	7	[W]	2007 h	24	10	[W]
2002 h	29	21	[W]	2008	38	10	[W]
2003	17	10	[W]	2008 h	27	10	[W]
2003 h	20	24	[L]	2009	20	23	[L]
2004 h	28	17	[W]	2009 h	12	18	[L]
2004	19	14	[W]	2010	27	21	[W]
2005	27	13	[W]	2010 h	23	7	[W]
2005 h	31	38	[L]	2011	24	17	[W]
2005 ●	31	17	[W]	2011 h	35	7	[W]
2012	24	17	[W]				
2012 h	10	13	[L]				
2013	10	20	[L]				
2013 h	30	20	[W]				
2014	42	21	[W]				
2014 h	30	20	[W]				
2015 h	10	16	[L]				
2015	33	20	[W]				
2015 ●	18	16	[W]				
2016 h	24	16	[W]				
2016	24	20	[W]				



CLEVELAND BROWNS

STEELERS WON 72, LOST 58 *(Home: 45-21, Road: 27-37)*

STEELERS				BROWNS			
1950 h	17	30	[L]	1972	24	26	[L]
1950	7	45	[L]	1972 h	30	0	[W]
1951	0	17	[L]	1973 h	33	6	[W]
1951 h	0	28	[L]	1973	16	21	[L]
1952 h	20	21	[L]	1974 h	20	16	[W]
1952	28	29	[L]	1974	26	16	[W]
1953	16	34	[L]	1975	42	6	[W]
1953 h	16	20	[L]	1975 h	31	17	[W]
1954 h	55	27	[W]	1976 h	31	14	[W]
1954	7	42	[L]	1976	16	18	[L]
1955	14	41	[L]	1977	28	14	[W]
1955 h	7	30	[L]	1977 h	35	31	[W]
1956 h	10	14	[L]	1978 h	15	9	ot[W]
1956	24	16	[W]	1978	34	14	[W]
1957 h	12	23	[L]	1979	51	35	[W]
1957	0	24	[L]	1979 h	33	30	ot[W]
1958 h	12	45	[L]	1980	26	27	[L]
1958	10	27	[L]	1980 h	16	13	[W]
1959 h	17	7	[W]	1981 h	13	7	[W]
1959	21	20	[W]	1981	32	10	[W]
1960	20	28	[L]	1982	9	10	[L]
1960 h	14	10	[W]	1982 h	37	21	[W]
1961 h	28	30	[L]	1983 h	44	17	[W]
1961	17	13	[W]	1983	17	30	[L]
1962 h	14	41	[L]	1984	10	20	[L]
1962	14	35	[L]	1984 h	23	20	[W]
1963	23	35	[L]	1985	7	17	[L]
1963 h	9	7	[W]	1985 h	10	9	[W]
1964	23	7	[W]	1986 h	24	27	[L]
1964 h	17	30	[L]	1986	31	37	ot[L]
1965	19	24	[L]	1987	10	34	[L]
1965 h	21	42	[L]	1987 h	13	19	[L]
1966	10	41	[L]	1988 h	9	23	[L]
1966 h	16	6	[W]	1988	7	27	[L]
1967	10	21	[L]	1989 h	0	51	[L]
1967 h	14	34	[L]	1989	17	7	[W]
1968	24	31	[L]	1990	3	13	[L]
1968 h	24	45	[L]	1990 h	35	0	[W]
1969	31	42	[L]	1991	14	17	[L]
1969 h	3	24	[L]	1991 h	17	10	[W]
1970	7	15	[L]	1992	9	17	[L]
1970 h	28	9	[W]	1992 h	23	13	[W]
1971	17	27	[L]	1993	23	28	[L]
1971 h	26	9	[W]	1993 h	16	9	[W]
1994	17	10	[W]				
1994 h	17	7	[W]				
1994 h ●	29	9	[W]				
1995 h	20	3	[W]				
1995	20	17	[W]				
1999	43	0	[W]				
1999 h	15	16	[L]				
2000	20	23	[L]				
2000 h	22	0	[W]				
2001	15	12	ot[W]				
2001 h	28	7	[W]				
2002 h	16	13	ot[W]				
2002	23	20	[W]				
2002 h ●	36	33	[W]				
2003 h	13	33	[L]				
2003	13	6	[W]				
2004 h	34	23	[W]				
2004	24	10	[W]				
2005 h	34	21	[W]				
2005	41	0	[W]				
2006	24	20	[W]				
2006 h	27	7	[W]				
2007	34	7	[W]				
2007 h	31	28	[W]				
2008	10	6	[W]				
2008 h	31	0	[W]				
2009 h	27	14	[W]				
2009	6	13	[L]				
2010 h	28	10	[W]				
2010	41	9	[W]				
2011 h	14	3	[W]				
2011	13	9	[W]				
2012	14	20	[L]				
2012 h	24	10	[W]				
2013	27	11	[W]				
2013 h	20	7	[W]				
2014 h	30	27	[W]				
2014	10	31	[L]				
2015 h	30	9	[W]				
2015	28	12	[W]				
2016	24	9	[W]				
2016 h	27	24	ot[W]				

● *Playoff Game*

Steelers vs. NFL Opponents *[All-Time Record: 642-573-21]*



DALLAS COWBOYS

STEELERS WON 15, LOST 17 (Home: 8-7, Road: 5-9, Neutral: 2-1)

STEELERS		COWBOYS		STEELERS		COWBOYS		STEELERS		COWBOYS	
1960	35	28	[W]	1966	21	52	[L]	1985	13	27	[L]
1961	24	27	[L]	1966 h	7	20	[L]	1988 h	24	21	[W]
1961 h	37	7	[W]	1967 h	21	24	[L]	1991	10	20	[L]
1962	30	28	[W]	1968	7	28	[L]	1994 h	9	26	[L]
1962 h	27	42	[L]	1969 h	7	10	[L]	1995 ●	17	27	[L]
1963 h	27	21	[W]	1972	13	17	[L]	1997 h	7	37	[L]
1963	24	19	[W]	1975 ●	21	17	[W]	2004	24	20	[W]
1964 h	23	17	[W]	1977 h	28	13	[W]	2008 h	20	13	[W]
1964	14	17	[L]	1978 ●	35	31	[W]	2012	24	27	ot[L]
1965 h	22	13	[W]	1979 h	14	3	[W]	2016h	30	35	[L]
1965	17	24	[L]	1982	36	28	[W]				



DENVER BRONCOS

STEELERS WON 11, LOST 19, TIED 1 (Home: 6-7, Road: 5-12-1)

STEELERS		BRONCOS		STEELERS		BRONCOS		STEELERS		BRONCOS	
1970	13	16	[L]	1984 ●	24	17	[W]	2003	14	17	[L]
1971 h	10	22	[L]	1985 h	23	31	[L]	2005 ●	34	17	[W]
1973 h	13	23	[L]	1986 h	10	21	[L]	2006h	20	31	[L]
1974	35	35	ot[T]	1988 h	39	21	[W]	2007	28	31	[L]
1975 h	20	9	[W]	1989	7	34	[L]	2009	28	10	[W]
1977	7	21	[L]	1989 ●	23	24	[L]	2011 ●	23	29	ot[L]
1977 ●	21	34	[L]	1990	34	17	[W]	2012	19	31	[L]
1978	21	17	[W]	1991	13	20	[L]	2015 h	34	27	[W]
1978 h ●	33	10	[W]	1993	13	37	[L]	2015 ●	16	23	[L]
1979 h	42	7	[W]	1997 h	35	24	[W]				
1983 h	10	14	[L]	1997 h ●	21	24	[L]				



DETROIT LIONS

STEELERS WON 17, LOST 17, TIED 1 (Home: 12-3-1, Road: 5-13, Neutral: 0-1)

STEELERS		LIONS		STEELERS		LIONS		STEELERS		LIONS	
1934	7	40	[L]	1949 h	14	7	[W]	1973 h	24	10	[W]
1936	3	28	[L]	1950	7	10	[L]	1983	3	45	[L]
1937	3	7	[L]	1952 h	6	31	[L]	1986 h	27	17	[W]
1938	7	16	[L]	1953	21	38	[L]	1989	23	3	[W]
1940	10	7	[W]	1955 h	28	31	[L]	1992 h	17	14	[W]
1942	35	7	[W]	1956	7	45	[L]	1995 h	23	20	[W]
1943 h	35	34	[W]	1959 h	10	10	[T]	1998	16	19	ot[L]
1944 h	6	27	[L]	1962	7	45	[L]	2001 h	47	14	[W]
1944	7	21	[L]	1962 ●	10	17	[L]	2005 h	35	21	[W]
1946	7	17	[L]	1966 h	17	3	[W]	2009	28	20	[W]
1947 h	17	10	[W]	1967	24	14	[W]	2013 h	37	27	[W]
1948	14	17	[L]	1969 h	16	13	[W]				

● Playoff Game ● AFC Championship Game ● Super Bowl ● Playoff Bowl

Steelers vs. NFL Opponents *[All-Time Record: 642-573-21]*

GREEN BAY PACKERS

STEELERS WON 15, LOST 22 (Home: 7-9, Road: 8-12, Neutral: 0-1)

STEELERS	PACKERS	STEELERS	PACKERS	STEELERS	PACKERS						
1933	0	47	[L]	1948 h	38	7	[W]	1975	16	13	[W]
1935	0	27	[L]	1949	30	7	[W]	1980 h	22	20	[W]
1935 h	14	34	[L]	1951	33	35	[L]	1983	25	21	[W]
1936	10	42	[L]	1951 h	28	7	[W]	1986 h	27	3	[W]
1938	0	20	[L]	1953 h	31	14	[W]	1992	3	17	[L]
1940	3	24	[L]	1954	21	20	[W]	1995	19	24	[L]
1941 h	7	54	[L]	1957 h	10	27	[L]	1998 h	27	20	[W]
1942	21	24	[L]	1960 h	13	19	[L]	2005	20	10	[W]
1943 h	28	38	[L]	1963	14	33	[L]	2009 h	37	36	[W]
1944	7	34	[L]	1965 h	9	41	[L]	2010	25	31	[L]
1944 h	20	35	[L]	1967	24	17	[W]	2013	38	31	[W]
1946	7	17	[L]	1969 h	34	38	[L]				
1947	18	17	[W]	1970 h	12	20	[L]				



HOUSTON TEXANS

STEELERS WON 3, LOST 2 (Home: 2-1, Road: 1-1)

STEELERS	TEXANS	STEELERS	TEXANS	STEELERS	TEXANS						
2002 h	6	24	[L]	2008 h	38	17	[W]	2014 h	30	23	[W]
2005	27	7	[W]	2011	10	17	[L]				



INDIANAPOLIS COLTS

STEELERS WON 23, LOST 6 (Home: 13-2, Road: 8-4)

STEELERS	COLTS	STEELERS	COLTS	STEELERS	COLTS						
1950 h	17	7	[W]	1980	20	17	[W]	1997 h	24	22	[W]
1957	19	13	[W]	1983	24	13	[W]	2002 h	28	10	[W]
1968 h	7	41	[L]	1984	16	17	[L]	2005	7	26	[L]
1971	21	34	[L]	1985 h	45	3	[W]	2005	21	18	[W]
1974 h	30	0	[W]	1987 h	21	7	[W]	2008 h	20	24	[L]
1975 h	28	10	[W]	1991	21	3	[W]	2011	23	20	[W]
1976	40	14	[W]	1992 h	30	14	[W]	2014 h	51	34	[W]
1977	21	31	[L]	1994 h	31	21	[W]	2015 h	45	10	[W]
1978 h	35	13	[W]	1995 h	20	16	[W]	2016	28	7	[W]
1979 h	17	13	[W]	1996 h	42	14	[W]				

Franchise moved from Baltimore to Indianapolis after 1983 season.



JACKSONVILLE JAGUARS

STEELERS WON 11, LOST 12 (Home: 6-5, Road: 5-7)

STEELERS	JAGUARS	STEELERS	JAGUARS	STEELERS	JAGUARS						
1995	16	20	[L]	1999 h	3	17	[L]	2005 h	17	23	ot[L]
1995 h	24	7	[W]	1999	6	20	[L]	2006	0	9	[L]
1996	9	24	[L]	2000	23	13	[W]	2007 h	22	29	[L]
1996 h	28	3	[W]	2000 h	24	34	[L]	2007 h	29	31	[L]
1997	21	30	[L]	2001	3	21	[L]	2008	26	21	[W]
1997 h	23	17	ot[W]	2001 h	20	7	[W]	2011 h	17	13	[W]
1998 h	30	15	[W]	2002	25	23	[W]	2014	17	9	[W]
1998	3	21	[L]	2004	17	16	[W]				

● Playoff Game ● AFC Championship Game ● Super Bowl

Steelers vs. NFL Opponents *[All-Time Record: 642-573-21]*



KANSAS CITY CHIEFS

STEELERS WON 22, LOST 11 *(Home: 11-4, Road: 11-7)*

STEELERS			CHIEFS			STEELERS			CHIEFS			STEELERS			CHIEFS				
1970 h	14	31	[L]	1984 h	27	37	[L]	1999	19	35	[L]	2001	20	17	[W]	2003	20	41	[L]
1971	16	38	[L]	1985	36	28	[W]	2006 h	45	7	[W]	2009	24	27	ot[L]	2011	13	9	[W]
1972 h	16	7	[W]	1986 h	19	24	[L]	1988 h	16	10	[W]	2012 h	16	13	ot[W]	2014 h	20	12	[W]
1974	34	24	[W]	1987	17	16	[W]	1989 h	23	17	[W]	2015	13	23	[L]	2016	43	14	[W]
1975 h	28	3	[W]	1988 h	16	10	[W]	1992	27	3	[W]	2016 ●	18	16	[W]				
1976	45	0	[W]	1993 ●	24	27	ot[L]	1993 ●	24	27	ot[L]								
1978 h	27	24	[W]	1996	17	7	[W]	1996	17	7	[W]								
1979	30	3	[W]	1997	10	13	[L]	1997	10	13	[L]								
1980 h	21	16	[W]	1998	20	13	[W]	1998	20	13	[W]								
1981 h	33	37	[L]																
1982 h	35	14	[W]																



LOS ANGELES RAMS

STEELERS WON 9, LOST 17, TIED 2 *(Home: 6-6-1, Road: 2-11-1, Neutral: 1-0)*

STEELERS			RAMS			STEELERS			RAMS			STEELERS			RAMS		
1938	7	13	[L]	1955	26	27	[L]	1981 h	24	0	[W]	1984 h	24	14	[W]		
1939	14	14	[T]	1956 h	30	13	[W]	1984 h	24	14	[W]	1987	21	31	[L]		
1941	14	17	[L]	1961	14	24	[L]	1990 h	41	10	[W]	1993	0	27	[L]		
1944 h	28	30	[L]	1964 h	14	26	[L]	1996 h	42	6	[W]	2003 h	21	33	[L]		
1944 h	6	33	[L]	1968	10	45	[L]	2007	41	24	[W]	2011 h	27	0	[W]		
1947 h	7	48	[L]	1971 h	14	23	[L]	2015	12	6	[W]						
1948	14	31	[L]	1975	3	10	[L]										
1949 h	7	7	[T]	1978	7	10	[L]										
1952	14	28	[L]	1979 ●	31	19	[W]										

Franchise moved from Cleveland to Los Angeles after 1945 season. Franchise moved to St. Louis after 1994 season. Franchise moved to Los Angeles after 2015 season.



LOS ANGELES CHARGERS

STEELERS WON 23, LOST 9 *(Home: 15-3, Road: 8-6)*

STEELERS			CHARGERS			STEELERS			CHARGERS			STEELERS			CHARGERS		
1971 h	21	17	[W]	1985	44	54	[L]	1996 h	16	3	[W]	2000	34	21	[W]		
1972	24	2	[W]	1987	20	16	[W]	2003 h	40	24	[W]	2005	24	22	[W]		
1973 h	38	21	[W]	1988	14	20	[L]	2006	13	23	[L]	2008 h	11	10	[W]		
1975	37	0	[W]	1989 h	20	17	[W]	2008 h ●	35	24	[W]	2009 h	38	28	[W]		
1976 h	23	0	[W]	1990 h	36	14	[W]	2012 h	24	34	[L]	2015	24	20	[W]		
1977	10	9	[W]	1991 h	26	20	[W]										
1979	7	35	[L]	1992	23	6	[W]										
1980	17	26	[L]	1993 h	16	3	[W]										
1982 h ●	28	31	[L]	1994	34	37	[L]										
1983 h	26	3	[W]	1994 h ●	13	17	[L]										
1984 h	52	24	[W]	1995 h	31	16	[W]										

Franchise moved from Los Angeles to San Diego after 1960 season. Franchise moved from San Diego to Los Angeles after 2016 season.

● Playoff Game ● AFC Championship Game ● Super Bowl

Steelers vs. NFL Opponents *[All-Time Record: 642-573-21]*



MIAMI DOLPHINS

STEELERS WON 14, LOST 13 *(Home: 8-4, Road: 6-9)*

STEELERS			DOLPHINS			STEELERS			DOLPHINS			STEELERS			DOLPHINS				
1971	21	24	[L]	1985	20	24	[L]	1998	0	21	[L]	2004	13	3	[W]	2006 h	28	17	[W]
1972 h	17	21	[L]	1987	24	35	[L]	2007 h	3	0	[W]	2009	30	24	[W]	2010	23	22	[W]
1973	26	30	[L]	1988 h	40	24	[W]	2013 h	28	34	[L]	2016	15	30	[L]	2016 h	30	12	[W]
1976 h	14	3	[W]	1989	34	14	[W]	1990 h	6	28	[L]	1981	10	30	[L]	1995	10	23	[L]
1979 h	34	14	[W]	1990 h	6	28	[L]	1994 h	16	13	ot[W]	1984 h	7	31	[L]	1996	24	17	[W]
1980 h	23	10	[W]	1993	21	20	[W]	1995	10	23	[L]	1984	28	45	[L]				



MINNESOTA VIKINGS

STEELERS WON 8, LOST 9 *(Home: 5-4, Road: 2-4, Neutral: 1-1)*

STEELERS			VIKINGS			STEELERS			VIKINGS			STEELERS			VIKINGS				
1962 h	39	31	[W]	1976	6	17	[L]	1995 h	24	44	[L]	2001 h	21	16	[W]	2005	18	3	[W]
1964	10	30	[L]	1980	23	17	[W]	2009 h	27	17	[W]	1967 h	27	41	[L]	1983 h	14	17	[L]
1969	14	52	[L]	1986	7	31	[L]	1989 h	27	14	[W]	1974	16	6	[W]	1992 h	3	6	[L]
1972 h	23	10	[W]	1989 h	27	14	[W]	2013	27	34	[L]								



NEW ENGLAND PATRIOTS

STEELERS WON 15, LOST 15 *(Home: 11-9, Road: 4-6)*

STEELERS			PATRIOTS			STEELERS			PATRIOTS			STEELERS			PATRIOTS				
1972 h	33	3	[W]	1990 h	24	3	[W]	2004 h	27	41	[L]	2005 h	20	23	[L]	2007	13	34	[L]
1974	21	17	[W]	1993 h	17	14	[W]	2008	33	10	[W]	1976 h	27	30	[L]	1997	24	21	ot[W]
1976 h	27	30	[L]	1995 h	41	27	[W]	1996	3	28	[L]	1981 h	27	21	ot[W]	1997 h	7	6	[W]
1979	16	13	ot[W]	1996	3	28	[L]	1998 h	9	23	[L]	1982 h	37	14	[W]	2001 h	17	24	[L]
1981 h	27	21	ot[W]	1997	24	21	ot[W]	2002	14	30	[L]	1983 h	23	28	[L]	2004 h	34	20	[W]
1982 h	37	14	[W]	1997 h	7	6	[W]	2004 h	34	20	[W]	1986 h	0	34	[L]	2004 h	34	20	[W]
1983 h	23	28	[L]	1998 h	9	23	[L]	1989 h	28	10	[W]	2004 h	34	20	[W]	2005 h	20	23	[L]
1986 h	0	34	[L]	2001 h	17	24	[L]	1991 h	20	6	[W]	2006 h	28	17	[W]	2007	13	34	[L]
1988 h	28	10	[W]	2002	14	30	[L]					2008	33	10	[W]	2009 h	27	17	[W]
1991 h	20	6	[W]	2004 h	34	20	[W]					2010 h	26	39	[L]	2011 h	25	17	[W]
												2013	31	55	[L]	2015	21	28	[L]
												2016	16	27	[L]	2016	16	27	[L]
												2016	17	36	[L]				

● Playoff Game ● AFC Championship Game ● Game at Wembley Stadium (London)

Steelers vs. NFL Opponents *(All-Time Record: 642-573-21)*



NEW ORLEANS SAINTS

STEELERS WON 7, LOST 8 (Home: 3-3, Road: 4-5)

STEELERS			SAINTS			STEELERS			SAINTS		
1967	14	10	[W]	1978 h	20	14	[W]	1993 h	37	14	[W]
1968 h	12	16	[L]	1981	20	6	[W]	2002	29	32	[L]
1968	14	24	[L]	1984	24	27	[L]	2006 h	38	31	[W]
1969	24	27	[L]	1987 h	16	20	[L]	2010	10	20	[L]
1974	28	7	[W]	1990	9	6	[W]	2014 h	32	35	[L]



NEW YORK GIANTS

STEELERS WON 31, LOST 46, TIED 3 (Home: 15-22-3, Road: 16-24)

STEELERS			GIANTS			STEELERS			GIANTS		
1933 h	2	23	[L]	1947 h	24	7	[W]	1961	21	42	[L]
1933	3	27	[L]	1948	27	34	[L]	1962 h	27	31	[L]
1934 h	12	14	[L]	1948 h	38	28	[W]	1962	20	17	[W]
1934	7	17	[L]	1949 h	28	7	[W]	1963 h	31	0	[W]
1935 h	7	42	[L]	1949	21	17	[W]	1963	17	33	[L]
1935	0	13	[L]	1950 h	7	18	[L]	1964 h	27	24	[W]
1936 h	10	7	[W]	1950	17	6	[W]	1964	44	17	[W]
1937 h	7	10	[L]	1951 h	13	13	[T]	1965 h	13	23	[L]
1937	0	17	[L]	1951	0	14	[L]	1965	10	35	[L]
1938 h	14	27	[L]	1952 h	63	7	[W]	1966 h	34	34	[T]
1938	13	10	[W]	1953 h	24	14	[W]	1966	47	28	[W]
1939 h	7	14	[L]	1953	14	10	[W]	1967 h	24	27	[L]
1939	7	23	[L]	1954 h	6	30	[L]	1967	20	28	[L]
1940 h	10	10	[T]	1954	3	24	[L]	1968 h	20	34	[L]
1940	0	12	[L]	1955 h	30	23	[W]	1969	7	10	[L]
1941 h	10	37	[L]	1955	19	17	[W]	1969 h	17	21	[L]
1941	7	28	[L]	1956	10	38	[L]	1971 h	17	13	[W]
1942 h	13	10	[W]	1956 h	14	17	[L]	1976	27	0	[W]
1942	17	9	[W]	1957	0	35	[L]	1985	10	28	[L]
1943 h	28	14	[W]	1957 h	21	10	[W]	1991 h	20	23	[L]
1943	14	42	[L]	1958	6	17	[L]	1994	10	6	[W]
1944	0	23	[L]	1958 h	31	10	[W]	2000	10	30	[L]
1945 h	6	34	[L]	1959 h	16	21	[L]	2004	33	30	[W]
1945	21	7	[W]	1959	14	9	[W]	2008 h	14	21	[L]
1946 h	14	17	[L]	1960 h	17	19	[L]	2012	24	20	[W]
1946	0	7	[L]	1960	24	27	[L]	2016 h	24	14	[W]
1947	38	21	[W]	1961 h	14	17	[L]				



NEW YORK JETS

STEELERS WON 20, LOST 5 (Home: 10-1, Road: 10-4)

STEELERS			JETS			STEELERS			JETS			STEELERS			JETS		
1970 h	21	17	[W]	1988	20	24	[L]	2007	16	19	ot	[L]					
1973 h	26	14	[W]	1989	13	0	[W]	2010 h	17	22		[L]					
1975	20	7	[W]	1990	24	7	[W]	2010 h ●	24	19		[W]					
1977	23	20	[W]	1992 h	27	10	[W]	2012 h	27	10		[W]					
1978	28	17	[W]	2000	20	3	[W]	2013	19	6		[W]					
1981 h	38	10	[W]	2001 h	18	7	[W]	2014	13	20		[L]					
1983	34	7	[W]	2003	0	6	[L]	2016 h	31	13		[W]					
1984	23	17	[W]	2004 h	17	6	[W]										
1986	45	24	[W]	2004 h ●	20	17	ot	[W]									

● Playoff Game ● AFC Championship Game

Steelers vs. NFL Opponents *[All-Time Record: 642-573-21]*



OKLAND RAIDERS

STEELERS WON 13, LOST 15 (Home: 8-5, Road: 5-10)

STEELERS	RAIDERS	STEELERS	RAIDERS	STEELERS	RAIDERS						
1970	14	31	[L]	1977 h	?	16	[L]	2003 h	27	?	[W]
1972 h	34	28	[W]	1980 h	34	45	[L]	2004 h	24	21	[W]
1972 h	13	7	[W]	1981	27	30	[L]	2006	13	20	[L]
1973	17	9	[W]	1983	10	38	[L]	2009 h	24	27	[L]
1973	14	33	[L]	1984	13	7	[W]	2010 h	35	3	[W]
1974 h	0	17	[L]	1990	3	20	[L]	2012	31	34	[L]
1974	24	13	[W]	1994	21	3	[W]	2013	18	21	[L]
1975 h	16	10	[W]	1995	29	10	[W]	2015 h	38	35	[W]
1976	28	31	[L]	2000 h	21	20	[W]				
1976	7	24	[L]	2002 h	17	30	[L]				

Franchise moved from Oakland to Los Angeles after 1981 season, and moved back to Oakland after 1994 season



PHILADELPHIA EAGLES

STEELERS WON 27, LOST 48, TIED 3 (Home: 18-19-1, Road: 8-27-2, Neutral: 1-2)

STEELERS	EAGLES	STEELERS	EAGLES	STEELERS	EAGLES						
1933	6	25	[L]	1948 h	7	34	[L]	1961 h	24	35	[L]
1934 h	0	17	[L]	1948	0	17	[L]	1962 h	13	7	[W]
1934	9	7	[W]	1949 h	7	38	[L]	1962	26	17	[W]
1935	17	7	[W]	1949	17	34	[L]	1963	21	21	[T]
1935 h	6	17	[L]	1950 h	10	17	[L]	1963 h	20	20	[T]
1936 h	17	0	[W]	1950	9	7	[W]	1964	7	21	[L]
1936	6	0	[W]	1951 h	13	34	[L]	1964 h	10	34	[L]
1937 h	27	14	[W]	1951	17	13	[W]	1965	20	14	[W]
1937 h	16	7	[W]	1952 h	25	31	[L]	1965 h	13	47	[L]
1938	7	27	[L]	1952	21	26	[L]	1966 h	14	31	[L]
1938	7	14	[L]	1953	7	23	[L]	1966	23	27	[L]
1939	14	17	[L]	1953 h	7	35	[L]	1967	24	34	[L]
1939 h	24	12	[W]	1954	22	24	[L]	1968 h	6	3	[W]
1940 h	7	3	[W]	1955 h	13	7	[W]	1969	27	41	[L]
1940	0	7	[L]	1955	0	24	[L]	1970	20	30	[L]
1941 h	7	10	[L]	1956 h	21	35	[L]	1974 h	27	0	[W]
1941	7	7	[T]	1956	7	14	[L]	1979	14	17	[L]
1942 h	14	24	[L]	1957 h	6	0	[W]	1988 h	26	27	[L]
1942	14	0	[W]	1957	6	7	[L]	1991	14	23	[L]
1945 h	3	45	[L]	1958 h	24	3	[W]	1994 h	14	3	[W]
1945	6	30	[L]	1958	31	24	[W]	1997	20	23	[L]
1946 h	10	7	[W]	1959	24	28	[L]	2000 h	23	26	ot[L]
1946	7	10	[L]	1959 h	31	0	[W]	2004 h	27	3	[W]
1947 h	35	24	[W]	1960	7	34	[L]	2008	6	15	[L]
1947	0	21	[L]	1960 h	27	21	[W]	2012 h	16	14	[W]
1947 h	0	21	[L]	1961	16	21	[L]	2016	3	34	[L]

1-Johnstown, Pa., 2-Buffalo, N.Y., 3-Charleston, W.V.



SAN FRANCISCO 49ERS

STEELERS WON 10, LOST 11 (Home: 5-5, Road: 5-6)

STEELERS	49ERS	STEELERS	49ERS	STEELERS	49ERS						
1951 h	24	28	[L]	1973	37	14	[W]	1993 h	13	24	[L]
1952	24	7	[W]	1977 h	27	0	[W]	1996 h	15	25	[L]
1954	3	31	[L]	1978	24	7	[W]	1999	27	6	[W]
1958	20	23	[L]	1981 h	14	17	[L]	2003	14	30	[L]
1961 h	20	10	[W]	1984	20	17	[W]	2007 h	37	16	[W]
1965	17	27	[L]	1987 h	30	17	[W]	2011	3	20	[L]
1968 h	28	45	[L]	1990	7	27	[L]	2015 h	43	18	[W]

● Playoff Game

Steelers vs. NFL Opponents *[All-Time Record: 642-573-21]*



SEATTLE SEAHAWKS

STEELERS WON 9, LOST 9 *(Home: 7-2, Road: 1-7, Neutral: 1-0)*

STEELERS			SEAHAWKS			STEELERS			SEAHAWKS		
1977 h	30	20	[W]	1987 h	13	9	[W]	1999 h	10	29	[L]
1978 h	21	10	[W]	1991 h	7	27	[L]	2003	16	23	[L]
1981	21	24	[L]	1992 h	20	14	[W]	2005 ●	21	10	[W]
1982	0	16	[L]	1993	6	16	[L]	2007 h	21	0	[W]
1983	27	21	[W]	1994	13	30	[L]	2011 h	24	0	[W]
1986	0	30	[L]	1998 h	13	10	[W]	2015	30	39	[L]



TAMPA BAY BUCCANEERS

STEELERS WON 8, LOST 2 *(Home: 3-1, Road: 5-1)*

STEELERS			BUCCANEERS			STEELERS			BUCCANEERS		
1976 h	42	0	[W]	1998	3	16	[L]	2010	38	13	[W]
1980	24	21	[W]	2001	17	10	[W]	2014 h	24	27	[L]
1983 h	17	12	[W]	2002	17	7	[W]				
1989	31	22	[W]	2006 h	20	3	[W]				



TENNESSEE TITANS

STEELERS WON 45, LOST 31 *(Home: 26-11, Road: 19-20)*

STEELERS			TITANS			STEELERS			TITANS			STEELERS			TITANS				
1970 h	7	19	[L]	1982	24	10	[W]	1995	34	17	[W]	2007 h	13	30	[L]	2010	19	11	[W]
1970	7	3	[W]	1983	40	28	[W]	1995 h	21	7	[W]	2005 h	34	7	[W]	2011 h	38	17	[W]
1971 h	23	16	[W]	1983 h	17	10	[W]	1996 h	30	16	[W]	2008	14	31	[L]	2012	23	26	[L]
1971	3	29	[L]	1984 h	35	7	[W]	1996	13	23	[L]	2008 h	14	31	[L]	2014	27	24	[W]
1972 h	24	7	[W]	1984	20	23	ot[W]	1997 h	37	24	[W]	2009 h	13	10	ot[W]				
1972	9	3	[W]	1985 h	20	0	[W]	1997	6	16	[L]	2010	19	11	[W]				
1973	36	7	[W]	1985	30	7	[W]	1998 h	31	41	[L]	2011 h	38	17	[W]				
1973 h	33	7	[W]	1986	22	16	ot[W]	1998	14	23	[L]	2012	23	26	[L]				
1974	13	7	[W]	1986 h	21	10	[W]	1999	10	16	[L]	2014	27	24	[W]				
1974 h	10	13	[L]	1987 h	3	23	[L]	1999 h	36	47	[L]								
1975 h	24	17	[W]	1987	16	24	[L]	2000 h	20	23	[L]								
1975	32	9	[W]	1988 h	14	34	[L]	2000	7	9	[L]								
1976 h	32	16	[W]	1988	37	34	[W]	2001 h	34	7	[W]								
1976	21	0	[W]	1989	0	27	[L]	2001	34	24	[W]								
1977	10	27	[L]	1989 h	16	23	[L]	2002	23	31	[L]								
1977 h	27	10	[W]	1989 ●	26	23	ot[W]	2002 ●	31	34	ot[L]								
1978 h	17	24	[L]	1990 h	20	9	[W]	2003 h	13	30	[L]								
1978	13	3	[W]	1990	14	34	[L]	2005 h	34	7	[W]								
1978 h ●	34	5	[W]	1991 h	26	14	[W]	2008	14	31	[L]								
1979 h	38	7	[W]	1991	6	31	[L]	2009 h	13	10	ot[W]								
1979	17	20	[L]	1992	29	24	[W]	2010	19	11	[W]								
1979 h ●	27	13	[W]	1992 h	21	20	[W]	2011 h	38	17	[W]								
1980 h	31	17	[W]	1993	3	23	[L]	2012	23	26	[L]								
1980	0	6	[L]	1993 h	17	26	[L]	2014	27	24	[W]								
1981 h	26	13	[W]	1994 h	30	14	[W]												
1981	20	21	[L]	1994	12	9	ot[W]												

Franchise moved from Houston to Tennessee after 1996 season. Franchise changed from Oilers to Titans after 1998 season.

● Playoff Game ● AFC Championship Game ● Super Bowl

Steelers vs. NFL Opponents *[All-Time Record: 642-573-21]*

WASHINGTON REDSKINS

STEELERS WON 34, LOST 43, TIED 4 (Home: 20-22-1, Road: 14-21-3)

STEELERS				REDSKINS				STEELERS				REDSKINS			
1933 h	6	21	[L]	1947	26	27	[L]	1960 h	22	10	[W]				
1933	16	14	[W]	1947 h	21	14	[W]	1961 h	20	0	[W]				
1934 h	0	7	[L]	1948	14	17	[L]	1961	30	14	[W]				
1934	0	39	[L]	1948 h	10	7	[W]	1962 h	23	21	[W]				
1935 h	6	0	[W]	1949 h	14	27	[L]	1962	27	24	[W]				
1935	3	13	[L]	1949	14	27	[L]	1963 h	38	27	[W]				
1936 h	10	0	[W]	1950	26	7	[W]	1963	34	28	[W]				
1936	0	30	[L]	1950 h	7	24	[L]	1964 h	0	30	[L]				
1937	20	34	[L]	1951 h	7	22	[L]	1964	14	7	[W]				
1937 h	21	13	[W]	1951	20	10	[W]	1965 h	3	31	[L]				
1938 h	0	7	[L]	1952 h	24	28	[L]	1965	14	35	[L]				
1938	0	15	[L]	1952	24	23	[W]	1966 h	27	33	[L]				
1939	14	44	[L]	1953 h	9	17	[L]	1966	10	24	[L]				
1939 h	14	21	[L]	1953	14	13	[W]	1967 h	10	15	[L]				
1940 h	10	40	[L]	1954 h	37	7	[W]	1968	13	16	[L]				
1940	10	37	[L]	1954	14	17	[L]	1969 h	7	14	[L]				
1941 h	20	24	[L]	1955 h	14	23	[L]	1973 h	21	16	[W]				
1941	3	23	[L]	1955	17	28	[L]	1979 h	38	7	[W]				
1942	14	28	[L]	1956 h	30	13	[W]	1985 h	23	30	[L]				
1942 h	0	14	[L]	1956	23	0	[W]	1988	29	30	[L]				
1943 h	14	14	[T]	1957 h	28	7	[W]	1991 h	14	41	[L]				
1943	27	14	[W]	1957	3	10	[L]	1997 h	14	13	[W]				
1944	20	42	[L]	1958 h	24	16	[W]	2000 h	24	3	[W]				
1945 h	0	14	[L]	1958	14	14	[T]	2004 h	16	7	[W]				
1945	0	24	[L]	1959 h	17	23	[L]	2008	23	6	[W]				
1946	14	14	[T]	1959	27	6	[W]	2012 h	27	12	[W]				
1946 h	14	7	[W]	1960	27	27	[T]	2016	38	16	[W]				

Franchise moved from Boston to Washington after 1936 season.

○ Final Game at Three Rivers Stadium

Steelers vs. NFL Opponents *[All-Time Record: 642-573-21]*



STEELERS VS. AFC *Year-by-year results from 1970*

	HOME	AWAY	OVERALL		HOME	AWAY	OVERALL		HOME	AWAY	OVERALL
1970	4-2	1-4	5-6	1986	2-4	2-4	4-8	2002	5-2	4-3	9-5
1971	4-1	1-5	5-6	1987	3-2	3-3	6-5	2003	3-3	2-4	5-7
1972	7-1	3-2	10-3	1988	3-3	1-5	4-8	2004	7-1	5-1	12-2
1973	5-1	2-4	7-5	1989	3-3	4-4	7-7	2005	3-3	7-2	10-5
1974	4-2	5-1-1	9-3-1	1990	4-2	2-4	6-6	2006	3-3	2-4	5-7
1975	7-1	5-0	12-1	1991	5-1	2-4	7-5	2007	5-2	2-4	7-6
1976	6-1	4-3	10-4	1992	6-1	4-2	10-3	2008	7-1	5-1	12-2
1977	4-1	3-5	7-6	1993	5-1	2-5	7-6	2009	4-2	2-4	6-6
1978	7-1	6-0	13-1	1994	7-1	4-2	11-3	2010	5-3	6-0	11-3
1979	8-0	3-3	11-3	1995	7-1	4-2	11-3	2011	5-1	4-3	9-4
1980	4-2	1-5	5-7	1996	7-0	2-5	9-5	2012	3-3	2-4	5-7
1981	4-2	1-5	5-7	1997	7-1	3-3	10-4	2013	4-2	2-4	6-6
1982	4-1	1-3	5-4	1998	3-3	2-4	5-7	2014	6-1	3-3	9-4
1983	3-3	5-2	8-5	1999	0-6	3-4	3-10	2015	4-2	4-4	8-6
1984	4-2	3-5	7-7	2000	3-3	5-2	8-5	2016	6-1	5-3	11-4
1985	4-2	2-4	6-6	2001	6-2	5-2	11-4	TOTAL:	220-87	149-150-1	369-237-1



STEELERS VS. NFC *Year-by-year results from 1970*

	HOME	AWAY	OVERALL		HOME	AWAY	OVERALL		HOME	AWAY	OVERALL
1970	0-1	0-2	0-3	1986	2-0	0-2	2-2	2002	1-0-1	1-1	2-1-1
1971	1-1	0-1	1-2	1987	1-1	1-1	2-2	2003	1-1	0-2	1-3
1972	1-0	1-1	2-1	1988	1-1	0-2	1-3	2004	2-0	2-0	4-0
1973	2-0	1-0	3-0	1989	1-1	2-0	3-1	2005	2-0	2-0	5-0
1974	2-0	1-0	4-0	1990	2-0	1-1	3-1	2006	2-0	1-1	3-1
1975	1-0	1-1	3-1	1991	0-2	0-2	0-4	2007	2-0	1-1	3-1
1976	0-0	1-1	1-1	1992	1-1	0-2	1-3	2008	1-1	1-1	3-2
1977	2-0	0-0	2-0	1993	1-1	1-1	2-2	2009	2-0	1-1	3-1
1978	2-0	1-1	4-1	1994	1-1	1-1	2-2	2010	2-0	1-1	3-2
1979	2-0	1-1	4-1	1995	1-1	1-1	2-3	2011	2-0	1-1	3-1
1980	2-0	2-0	4-0	1996	1-1	1-1	2-2	2012	2-0	1-1	3-1
1981	1-1	2-0	3-1	1997	1-1	1-1	2-2	2013	1-1	1-1	2-2
1982	0-0	1-0	1-0	1998	2-0	0-2	2-2	2014	0-2	2-0	2-2
1983	1-1	1-1	2-2	1999	2-0	1-0	3-0	2015	2-0	1-1	3-1
1984	2-0	1-1	3-1	2000	1-1	0-1	1-2	2016	1-1	1-1	2-2
1985	1-1	0-2	1-3	2001	2-0	1-0	3-0	TOTAL:	63-23-1	42-43	111-68-1

● Includes Super Bowl Win ○ Includes Super Bowl Loss ● Includes Playoffs ● Includes game at Wembley Stadium (London)

Steelers in the Pro Bowl

1951 3 Selections

HB	Joe Geri (1)
LB	Jerry Shipkey (1)
C	Bill Walsh (1)

1952 4 Selections

HB	Joe Geri (2)
G	George Hughes (1)
LB	Jerry Shipkey (2)
C	Bill Walsh (2)

1953 7 Selections

HB	Lynn Chandnois (1)
QB	Jim Finks (1)
HB	Ray Mathews (1)
DE	Bill McPeak (1)
E	Elbie Nickel (1)
LB	Jerry Shipkey (3)
DT	Ernie Stautner (1)

1954 8 Selections

HB	Lynn Chandnois (2)
MG	Dale Dodril (1)
G	George Hughes (2)
LB	Marv Matuszak (1)
DE	Bill McPeak (2)
HB	Ray Mathews (2)
E	Elbie Nickel (2)
DT	Ernie Stautner (2)

1955 3 Selections

DB	Paul Cameron (1)
MG	Dale Dodril (2)
HB	John Lattner (1)

1956 5 Selections

DB	Jack Butler (1)
MG	Dale Dodril (3)
HB	Ray Mathews (3)
DT	Ernie Stautner (3)
T	Frank Varrichione (1)

1957 6 Selections

DB	Jack Butler (2)
DE	Bill McPeak (3)
E	Elbie Nickel (3)
FB	Fran Rogel (1)
DT	Ernie Stautner (4)
T	Frank Varrichione (2)

1958 6 Selections

DB	Jack Butler (3)
MG	Dale Dodril (4)
E	Jack McClairan (1)
QB	Earl Morrall (1)
DT	Ernie Stautner (5)
T	Frank Varrichione (3)

1959 5 Selections

DB	Jack Butler (4)
QB	Bobby Layne (1)
DT	Ernie Stautner (6)
HB	Tom Tracy (1)
T	Frank Varrichione (4)

1960 6 Selections

DB	Dean Derby (1)
QB	Bobby Layne (2)
G	John Nisby (1)
E	Jimmy Orr (1)
LB	John Reger (1)
DT	Ernie Stautner (7)

1961 5 Selections

LB	John Reger (2)
G	Mike Sandusky (1)
DT	Ernie Stautner (8)
HB	Tom Tracy (2)
T	Frank Varrichione (5)

1962 5 Selections

E	Buddy Dial (1)
G	John Nisby (2)
LB	Myron Pottios (1)
LB	John Reger (3)
DT	Ernie Stautner (9)

1963 5 Selections

TE	Preston Carpenter (1)
FB	John Henry Johnson (1)
DT	Gene Lipscomb (1)
DE	Lou Michaels (1)
C	Buzz Nutter (1)

1964 6 Selections

T	Charley Bradshaw (1)
FB	John Henry Johnson (2)
DT	Joe Krupa (1)
DT	Lou Michaels (2)
LB	Myron Pottios (2)
DB	Clendon Thomas (1)

1965 4 Selections

E	Gary Ballman (1)
T	Charley Bradshaw (2)
FB	John Henry Johnson (3)
LB	Myron Pottios (3)

1966 1 Selection

E	Gary Ballman (2)
---	------------------

1967 3 Selections

K	Mike Clark (1)
DB	Brady Keys (1)
DE	Ben McGee (1)

1968 1 Selection

DB	Marv Woodson (1)
----	------------------

1969 4 Selections

HB	Dick Hoak (1)
E	Roy Jefferson (1)
DE	Ben McGee (2)
LB	Andy Russell (1)

1970 3 Selections

DT	Joe Greene (1)
E	Roy Jefferson (2)
P	Bob Walden (1)

1971 2 Selections

DT	Joe Greene (2)
LB	Andy Russell (2)

1972 2 Selections

DT	Joe Greene (3)
LB	Andy Russell (3)

1973 6 Selections

LB	Henry Davis (1)
PK	Roy Gerela (1)
DT	Joe Greene (4)
RB	Franco Harris (1)
LB	Andy Russell (4)
DE	Dwight White (1)

1974 8 Selections

DT	Joe Greene (5)
DE	L.C. Greenwood (1)
LB	Jack Ham (1)
RB	Franco Harris (2)
LB	Andy Russell (5)
WR	Ron Shanklin (1)
G	Bruce Van Dyke (1)
DE	Dwight White (2)

1975 6 Selections

PK	Roy Gerela (2)
DT	Joe Greene (6)
DE	L.C. Greenwood (2)
LB	Jack Ham (2)
RB	Franco Harris (3)
LB	Andy Russell (6)

1976 11 Selections

CB	Mel Blount (1)
QB	Terry Bradshaw (1)
S	Glen Edwards (1)
DT	Joe Greene (7)
DE	L.C. Greenwood (3)
LB	Jack Ham (3)
RB	Franco Harris (4)
LB	Jack Lambert (1)
LB	Andy Russell (7)
WR	Lynn Swann (1)
S	Mike Wagner (1)

1977 9 Selections

CB	Mel Blount (2)
S	Glen Edwards (2)
DT	Joe Greene (8)
DE	L.C. Greenwood (4)
LB	Jack Ham (4)
RB	Franco Harris (5)
LB	Jack Lambert (2)
CB	J.T. Thomas (1)
S	Mike Wagner (2)

1978 4 Selections

LB	Jack Ham (5)
RB	Franco Harris (6)
LB	Jack Lambert (3)
WR	Lynn Swann (2)

1979 10 Selections

CB	Mel Blount (3)
QB	Terry Bradshaw (2)
DT	Joe Greene (9)
DE	L.C. Greenwood (5)
LB	Jack Ham (6)
RB	Franco Harris (7)
LB	Jack Lambert (4)
S	Donnie Shell (1)
WR	Lynn Swann (3)
C	Mike Webster (1)

1980 10 Selections

CB	Mel Blount (4)
QB	Terry Bradshaw (3) *
DT	Joe Greene (10)
DE	L.C. Greenwood (6)
LB	Jack Ham (7)
RB	Franco Harris (8)
LB	Jack Lambert (5)
S	Donnie Shell (2)
WR	John Stallworth (1)
C	Mike Webster (2)

() denotes number of Pro Bowl selections

* Did not play

Steelers in the Pro Bowl

1981 5 Selections

LB	Jack Ham (8)
RB	Franco Harris (9)
LB	Jack Lambert (6)
S	Donnie Shell (3)
C	Mike Webster (3)

1982 4 Selections

CB	Mel Blount (5)
LB	Jack Lambert (7)
S	Donnie Shell (4)
C	Mike Webster (4)

1983 5 Selections

OT	Larry Brown (1)
LB	Jack Lambert (8)
S	Donnie Shell (5)
WR	John Stallworth (2)
C	Mike Webster (5)

1984 3 Selections

PK	Gary Anderson (1)
LB	Jack Lambert (9)
C	Mike Webster (6)

1985 5 Selections

LB	Robin Cole (1)
WR	Louis Lipps (1)
LB	Mike Merriweather (1)
WR	John Stallworth (3)
C	Mike Webster (7)

1986 4 Selections

PK	Gary Anderson (2)
WR	Louis Lipps (2)
LB	Mike Merriweather (2)
C	Mike Webster (8)

1987 2 Selections

LB	Mike Merriweather (3)
RB	Earnest Jackson (2)

1988 1 Selection

C	Mike Webster (9)
---	------------------

1989 1 Selection

OT	Tunch Ilkin (1)
----	-----------------

1990 2 Selections

OT	Tunch Ilkin (2)
KR	Rod Woodson (1)

1991 2 Selections

LB	David Little (1)
CB	Rod Woodson (2)

1992 2 Selections

LB	Greg Lloyd (1)
CB	Rod Woodson (3)

1993 6 Selections

C	Dermontti Dawson (1)
RB	Barry Foster (1)
G	Carlton Haselrig (1)
LB	Greg Lloyd (2)
QB	Neil O'Donnell (1)
CB	Rod Woodson (4)

1994 6 Selections

PK	Gary Anderson (3)
C	Dermontti Dawson (2)
RB	Barry Foster (2)*
TE	Eric Green (1)
LB	Greg Lloyd (3)
CB	Rod Woodson (5)

1995 6 Selections

C	Dermontti Dawson (3)
TE	Eric Green (2)
LB	Kevin Greene (2)
S	Carnell Lake (1)
LB	Greg Lloyd (4)
G	Duval Love (1)
CB	Rod Woodson (6)

1996 5 Selections

C	Dermontti Dawson (4)
LB	Kevin Greene (3)
S	Carnell Lake (2)
LB	Greg Lloyd (5)
WR	Yancey Thigpen (1)

1997 6 Selections

RB	Jerome Bettis (3)
LB	Chad Brown (1)
C	Dermontti Dawson (5)
LB	Levon Kirkland (1)
S	Carnell Lake (3)
CB	Rod Woodson (7)

1998 6 Selections

RB	Jerome Bettis (4)
C	Dermontti Dawson (6)
LB	Levon Kirkland (2)
S	Carnell Lake (4)
DT	Joel Steed (1)
WR	Yancey Thigpen (2)

1999 1 Selection

C	Dermontti Dawson (7)
---	----------------------

2000 0 Selections

None

2001 1 Selection

LB	Jason Gildon (1)
----	------------------

2002 6 Selections

LB	Kendrell Bell (1)
RB	Jerome Bettis (5)*
G	Alan Faneca (1)
LB	Jason Gildon (2)
QB	Kordell Stewart (1)
WR	Hines Ward (1)

2003 4 Selections

G	Alan Faneca (2)
LB	Jason Gildon (3)
LB	Joey Porter (1)
WR	Hines Ward (2)

2004 3 Selections

G	Alan Faneca (3)
DT	Casey Hampton (1)
WR	Hines Ward (3)

2005 9 Selections

RB	Jerome Bettis (6)
G	Alan Faneca (4)
LB	James Farrior (1)
C	Jeff Hartings (1)
S	Troy Polamalu (1)
LB	Joey Porter (2)
DE	Aaron Smith (1)
OT	Marvel Smith (1)
WR	Hines Ward (4)

2006 5 Selections

G	Alan Faneca (5)
DT	Casey Hampton (2)
C	Jeff Hartings (2)
S	Troy Polamalu (2)
LB	Joey Porter (3)

2007 4 Selections

G	Alan Faneca (6)
DT	Casey Hampton (3)
RB	Willie Parker (1)
S	Troy Polamalu (3)

2008 6 Selections

G	Alan Faneca (7)
DT	Casey Hampton (4)
LB	James Harrison (1)
RB	Willie Parker (2)*
S	Troy Polamalu (4)*
QB	Ben Roethlisberger (1)

2009 3 Selections

LB	James Farrior (2)
LB	James Harrison (2)
S	Troy Polamalu (5)

2010 4 Selections

DT	Casey Hampton (5)
LB	James Harrison (3)
TE	Heath Miller (1)
LB	LaMar Woodley (1)

2011 4 Selections

DE	Brett Keisel (1)
S	Troy Polamalu (6)
C	Maurkice Pouncey (1)
LB	James Harrison (4)

2012 7 Selections

WR	Antonio Brown (1)
S	Ryan Clark (1)
LB	James Harrison (5)
S	Troy Polamalu (7)*
C	Maurkice Pouncey (2)*
QB	Ben Roethlisberger (2)
WR	Mike Wallace (1)

2013 2 Selections

TE	Heath Miller (2)*
C	Maurkice Pouncey (3)

2014 2 Selections

WR	Antonio Brown (2)
S	Troy Polamalu (8)

2015 5 Selections

RB	Le'Veon Bell (1)*
C	Maurkice Pouncey (4)
QB	Ben Roethlisberger (3)*
LB	Lawrence Timmons (1)
WR	Antonio Brown (3)

2016 3 Selections

WR	Antonio Brown (4)*
G	David DeCastro (1)
QB	Ben Roethlisberger (4)*

2017 5 Selections

WR	Antonio Brown (5)*
G	David DeCastro (2)
RB	Le'Veon Bell (2)*
C	Maurkice Pouncey (5)*
QB	Ben Roethlisberger (5)*

(*) denotes number of Pro Bowl selections
*Did not play

Steelers Honors & Awards (2000-Present)

2000

RB Jerome Bettis

Steelers MVP, Pro Football Writers' "The Chief Award"

K Kris Brown

AFC Special Teams Player of the Week (Week 8)

LB Jason Gildon

AFC Defensive Player of the Week (Week 13), Selected to the Pro Bowl

LB Joey Porter

AFC Defensive Player of the Month (October)

C Dermontti Dawson

Ed Block Courage Award

FB Dan Kreider

Joe Greene Great Performance Award

CB Hank Poteat

Pro Football Weekly All-Rookie Team (Punt-Returner)

2001

HEAD COACH Bill Cowher

The Football News AFC Coach of the Year

ASSISTANT COACH Mike Mularkey

PFW/PFWA Assistant Coach of the Year

RB Jerome Bettis

Walter Payton NFL Man of the Year, AFC Offensive Player of the Month (October), Miller Lite Steelers Man of the Year, Selected to the Pro Bowl

DG Alan Faneca

Associated Press All-Pro First Team, Selected to the Pro Bowl

QB Kordell Stewart

Steelers MVP, PFW/PFWA Most Improved Player of the Year, AFC Offensive Player of the Week (Week 14), Miller Lite NFL Player of the Week (Week 14), AFC Offensive Player of the Month (December), Selected to the Pro Bowl

LB Joey Porter

AFC Defensive Player of the Week (Week 6)

LB Kendrick BellNFL Defensive Rookie of the Year, NFL Defensive Rookie of the Month (October), NFL Defensive Rookie of the Month (November), Associated Press All-Pro Second Team, *Sporting News* Defensive Rookie of the Year, *The Football News* Defensive Rookie of the Year, PFW/PFWA Defensive Rookie of the Year, *Football Digest* Defensive Rookie of the Year, *Sports Illustrated* Rookie of the Year, PFW/PFWA All-Rookie Team, Joe Greene Great Performance Award, Selected to the Pro Bowl**LB Jason Gildon**

Associated Press All-Pro First Team, AFC Defensive Player of the Week (Week 9), Selected to the Pro Bowl

WR Troy Edwards

AFC Special Teams Player of the Week (Week 11)

SS Lee Flowers

Pro Football Writers' "The Chief Award"

C Jeff Hartings

Associated Press All-Pro Second Team

WR Hines Ward

Selected to the Pro Bowl

2002

DG Alan FanecaAssociated Press All-Pro First Team, *Pro Football Weekly* All-AFC, *Pro Football Weekly* All-NFL, *USA Today Sports Weekly* All-Pro, Selected to the Pro Bowl**LB Jason Gildon**

AFC Defensive Player of the Month (December), Selected to the Pro Bowl

QB Tommy MaddoxAssociated Press Comeback Player of the Year, PFW/PFWA Comeback Player of the Year, *Football Digest* Most Improved Player**LB Joey Porter**Associated Press All-Pro First Team, Steelers co-MVP, AFC Defensive Player of the Week (Week 2), *Pro Football Weekly* All-AFC, *Pro Football Weekly* All-NFL, Selected to the Pro Bowl**WR Antwaan Randle El***Pro Football Weekly* All-Rookie Team (Punt Returner), AFC Special Teams Player of the Week (Week 8), AFC Special Teams Player of the Week (Wild Card Week)**PK Jeff Reed**

AFC Special Teams Player of the Week (Week 13), AFC Special Teams Player of the Month (December)

DG Kendall SimmonsJoe Greene Great Performance Award, *Pro Football Weekly* All-Rookie Team**WR Hines Ward**Associated Press All-Pro Second Team, Steelers co-MVP, Pro Football Writers' "The Chief Award", *Pro Football Weekly* All-AFC, Selected to the Pro Bowl**CB Dewayne Washington**

Steelers Walter Payton Man of the Year

2003

DG Alan Faneca

Associated Press All-Pro Second Team, Selected to the Pro Bowl

LB Jason Gildon

AFC Defensive Player of the Week (Week 10)

S Mike Logan

Pro Football Writers' "The Chief Award"

QB Tommy Maddox

AFC Offensive Player of the Week (Week 1)

S Troy Polamalu

Joe Greene Great Performance Award

WR Antwaan Randle El

AFC Special Teams Player of the Week (Week 8)

WR Hines Ward


Associated Press All-Pro Second Team, Steelers MVP, Selected to the Pro Bowl

CB Dewayne Washington

Steelers Walter Payton Man of the Year

NT Casey Hampton

Selected to the Pro Bowl



Steelers Honors & Awards (2000-Present)

2004

HEAD COACH Bill Cowher

The Sporting News Coach of the Year, Football Digest Coach of the Year

DEFENSIVE COORDINATOR Dick LeBeau

Pro Football Weekly Assistant Coach of the Year

RB Jerome Bettis

FedEx Ground Player of the Week (Week 9), AFC Offensive Player of the Week (Week 9), Levitra Play of the Week (10-yard TD pass to Jerame Tuman against the New York Jets in Week 14), Pro Football Writers' "The Chief Award", Selected to the Pro Bowl

WR Plaxico Burress

Levitra Play of the Week (Four-yard touchdown reception against New England in Week 8)

OG Alan Faneca

Associated Press All-Pro First Team, Pro Football Weekly All-AFC, Pro Football Weekly All-NFL, Selected to the Pro Bowl

LB James Farrior

Associated Press All-Pro First Team, Pro Football Weekly All-NFL, Pro Football Weekly All-AFC, AFC Defensive Player of the Week (Week 6), Steelers MVP, Selected to the Pro Bowl

P Chris Gardlocki

AFC Special Teams Player of the Week (Week 11), AFC Special Teams Player of the Week (Week 14)

LB James Harrison

Levitra Play of the Week (18-yard fumble return for a touchdown against Buffalo in Week 17)

C Jeff Hartings

Associated Press All-Pro First Team, Pro Football Weekly All-NFL, Selected to the Pro Bowl

S Troy Polamalu

Associated Press All-Pro Second Team, Pro Football Weekly All-AFC, Levitra Play of the Week (26-yard INT return for a TD against Cincinnati in Week 4), AFC Defensive Player of the Week (Week 10), Selected to the Pro Bowl

LB Joey Porter

Associated Press All-Pro Second Team, Pro Football Weekly All-AFC, AFC Defensive Player of the Week (Week 8), Selected to the Pro Bowl

K Jeff Reed

AFC Special Teams Player of the Week (Week 17), AFC Special Teams Player of the Month (Dec./Jan.)

QB Ben Roethlisberger

Associated Press Offensive Rookie of the Year, Sports Illustrated Rookie of the Year, The Sporting News Rookie of the Year, PFW/PFWA Offensive Rookie of the Year, Football Digest Offensive Rookie of the Year, PFW/PFWA All-Rookie Team, Pepsi Rookie of the Year, Pepsi NFL Rookie of the Week (Weeks 3-6, 8, 9, 11, 13 & 16), AFC Offensive Player of the Week (Week 6), NFL Rookie of the Month (October), Joe Greene Great Performance Award

RB Duce Staley

Steelers Walter Payton Man of the Year

DE Kimyo von Oelhoffen

Levitra Play of the Week (21-yard fumble recovery vs. Dallas in Week 6)

WR Hines Ward

Associated Press All-Pro Second Team, AFC Player of the Month (September), Selected to the Pro Bowl

DE Aaron Smith

Selected to the Pro Bowl

OT Marvel Smith

Selected to the Pro Bowl



Bill COWHER

2005

HEAD COACH Bill Cowher

Sunday ESPN NFL Primetime Game Ball (Week 7)

RB Jerome Bettis

FedEx Ground Player of the Week (Week 14), AFC Offensive Player of the Week (Week 14), Sunday ESPN NFL Primetime Game Ball (Week 14)

OG Alan Faneca

Associated Press All-Pro First Team, Pro Football Weekly All-NFL Team, Pro Football Writers' "The Chief Award", Selected to the Pro Bowl

NT Casey Hampton

Co-Steelers MVP, Selected to the Pro Bowl

S Chris Hope

USA Today All-Joe Team

FB Dan Kreider

USA Today All-Joe Team

TE Heath Miller

AFC Offensive Rookie of the Month (October), AFC Offensive Rookie of the Week (Week 8), Diet Pepsi NFL Rookie of the Week (Week 8), PFW/PFWA All-Rookie Team, Joe Greene Great Performance Award

RB Willie Parker

AFC Offensive Player of the Week (Week 1), FedEx Ground Player of the Week (Week 1)

S Troy Polamalu

Associated Press All-Pro Second Team, Pro Football Weekly All-NFL Team, Selected to the Pro Bowl

LB Joey Porter

Associated Press All-Pro Second Team, AFC Defensive Player of the Week (Week 16), Selected to the Pro Bowl

WR/PR Antwaan Randle El

Pro Football Weekly All-NFL Team (Punt Returner), USA Today All-Joe Team, Steelers Walter Payton Man of the Year

QB Ben Roethlisberger

Sunday ESPN NFL Primetime Game Ball (Wild Card Week), Sunday ESPN NFL Primetime Game Ball (Divisional Playoffs), Sunday ESPN NFL Primetime Game Ball (AFC Championship Week)

WR Hines Ward

Super Bowl XL MVP, Co-Steelers MVP, AFC Offensive Player of the Week (Week 10)

C Jeff Hartings

Selected to the Pro Bowl

MEDIA INFORMATION

FOOTBALL STAFF

2017 PLAYERS

2016 IN REVIEW

STEELERS HISTORY

RECORDS

Steelers Honors & Awards (2000-Present)

2006

QB Charlie Batch

Steelers Walter Payton Man of the Year

OG Alan FanecaAssociated Press All-Pro First Team, *Pro Football Weekly* All-NFL team, *Pro Football Weekly* All-AFC team, *USA Today Sports Weekly* All-Pro, Selected to the Pro Bowl**WR Santonio Holmes**

Joe Greene Great Performance Award, Diet Pepsi NFL Rookie of the Week (Week 6), Diet Pepsi NFL Rookie of the Week (Week 11)

DE Brett Keisel

Co-recipient of the Pro Football Writers' "The Chief Award"

RB Willie Parker

Steelers MVP, AFC Offensive Player of the Week (Week 10), Selected to the Pro Bowl

S Troy Polamalu

AFC Defensive Player of the Week (Week 6), Selected to the Pro Bowl

CB Deshaea Townsend

Co-recipient of the Pro Football Writers' "The Chief Award"

NT Casey Hampton

Selected to the Pro Bowl

2007

HEAD COACH Mike Tomlin

Motorola Coach of the Week (Week 1), Motorola Coach of the Week (Week 3)

OG Alan Faneca

Associated Press All-Pro First Team, Pro Football Writers' "The Chief Award", PFW/PFWA All-AFC, Selected to the Pro Bowl

LB James Harrison

Steelers MVP, GMC Defensive Player of the Week (Week 9), AFC Defensive Player of the Month (November), Associated Press All-Pro Second Team, PFW/PFWA All-AFC, Selected to the Pro Bowl

RB Willie Parker

FedEx Ground Player of the Week (Week 8), PFW/PFWA All-AFC, Selected to the Pro Bowl

S Troy Polamalu

Associated Press All-Pro Second Team, Selected to the Pro Bowl

QB Ben Roethlisberger

FedEx Air Player of the Week (Week 9), FedEx Air Player of the Week (Week 16), AFC Offensive Player of the Week (Week 10), AFC Offensive Player of the Week (Week 16), Selected to the Pro Bowl

P Daniel Sepulveda

Joe Greene Great Performance Award, PFW/PFWA All-Rookie Team

CB Ike Taylor

AFC Defensive Player of the Week (Week 5), GMC Defensive Player of the Week (Week 5)

WR Hines Ward

Steelers Walter Payton Man of the Year

NT Casey Hampton

Selected to the Pro Bowl

2008

HEAD COACH Mike Tomlin

Motorola Coach of the Week (Week 5), Motorola Coach of the Week (Week 9), Motorola Coach of the Week (Week 13), Motorola Coach of the Year

DEFENSIVE COORDINATOR Dick LeBeau*Pro Football Weekly* Assistant Coach of the Year, *USA Today* All-Joe Team Defensive Coordinator**ASSISTANT COACH Keith Butler***Pro Football Weekly* Linebackers Coach of the Year**LB Patrick Bailey**

Joe Greene Great Performance Award

S Tyrone Carter

AFC Defensive Player of the Week (Week 17), GMC Sierra Defensive Player of the Week (Week 17)

S Ryan ClarkEd Block Courage Award, Pro Football Writers' "The Chief Award", *USA Today* All-Joe Team**LB James Farrior**

Associated Press All-Pro Second Team, Selected to the Pro Bowl

LB Larry Foote*USA Today* All-Joe Team**LB James Harrison**Steelers MVP, Associated Press Defensive Player of the Year, Associated Press All-Pro First Team, PFW/PFWA Defensive Player of the Year, PFW/PFWA All-NFL, PFW/PFWA All-AFC, *The Sporting News* All-Pro, *Sports Illustrated* All-Pro, NFL Alumni Linebacker of the Year, GMC Sierra Defensive Player of the Year, AFC Defensive Player of the Week (Week 11), GMC Sierra Defensive Player of the Week (Week 13), Selected to the Pro Bowl**C Justin Hartwig***USA Today* All-Joe Team**WR Santonio Holmes**

Super Bowl XLIII MVP

TE Heath Miller*USA Today* All-Joe Team**RB Willie Parker**

AFC Offensive Player of the Week (Week 1)

S Troy PolamaluAssociated Press All-Pro First Team, AFC Defensive Player of the Week (Week 2), GMC Sierra Defensive Player of the Week (Week 2), *Pro Football Weekly* Midseason All-Pro Team, PFW/PFWA All-NFL, PFW/PFWA All-AFC, *The Sporting News* All-Pro, *Sports Illustrated* All-Pro, Selected to the Pro Bowl**K Jeff Reed**

AFC Special Teams Player of the Week (Week 4)

QB Ben Roethlisberger

AFC Offensive Player of the Week (Week 5), FedEx Air Player of the Week (Week 5)

DE Aaron SmithAFC Defensive Player of the Week (Week 15), *USA Today* All-Joe Team**CB Deshaea Townsend**

GMC Sierra Defensive Player of the Week (Week 14)

WR Hines Ward

Steelers Walter Payton Man of the Year

LB LaMarr Woodley

GMC Sierra Defensive Player of the Week (Week 1), GMC Sierra Defensive Player of the Week (Week 7)

Troy
POLAMALU

Steelers Honors & Awards (2000-Present)



Antonio BROWN

2009

S Tyrone Carter
AFC Defensive Player of the Week (Week 9)

LB James Farrior
Pro Football Writers "The Chief Award"

LB James Harrison
AFC Defensive Player of the Week (Week 5), AFC Defensive Player of the Month (October), *Pro Football Weekly's* Mid-Season All-Pro Team, Selected to the Pro Bowl

RB Rashard Mendenhall
AFC Offensive Player of the Week (Week 4)

K Jeff Reed
AFC Special Teams Player of the Week (Week 1)

QB Ben Roethlisberger
Steelers MVP, AFC Offensive Player of the Week (Week 15)

WR Mike Wallace
Joe Greene Great Performance Award, Pepsi NFL Rookie of the Week (Week 9), Pepsi NFL Rookie of the Week (Week 15)

DT Max Starks
Steelers Walter Payton Man of the Year

WR Hines Ward
Ed Block Courage Award

LB LaMarr Woodley
AFC Defensive Player of the Week (Week 16), Selected to the Pro Bowl

NT Casey Hampton
Selected to the Pro Bowl

TE Heath Miller
Selected to the Pro Bowl

2010

S Troy Polamalu
Steelers MVP, *Pro Football Weekly's* Midseason All-Pro Team, AFC Defensive Player of the Week (Week 13), AFC Defensive Player of the Week (Week 14), Steelers MVP and Walter Payton Man of the Year, *Sporting News' All-Pro* Defense, NFL 101 AFC Defensive Player of the Year, Associated Press All-Pro First Team, AP NFL Defensive Player of the Year, *Sports Illustrated All-Pro*, Selected to the Pro Bowl

LB James Harrison
AFC Defensive Player of the Week (Week 2), *Pro Football Weekly's* Mid-season All-Pro Team, *Sporting News' All-Pro* Defense, Associated Press All-Pro First Team, PFW/PFWA All-NFL Team, Selected to the Pro Bowl

C Maurice Pouncey
Pro Football Weekly's Midseason All-Pro Team, Joe Greene Great Performance Award, *Sporting News' All-Rookie* Team, PFW/PFWA All-Rookie, Selected to the Pro Bowl

QB Ben Roethlisberger
Pro Football Writers "The Chief Award", AFC Offensive Player of the Week (Week 17)

LB Lawrence Timmons
AFC Defensive Player of the Week (Week 6), *Pro Football Weekly's* Midseason All-Pro Team, *Sports Illustrated All-Pro*

WR Emmanuel Sanders
AFC Special Teams Player of the Week (Week 7)

DE Brett Keisel
Selected to the Pro Bowl

2011

WR Antonio Brown
AFC Special Teams Player of the Week (Week 12), Steelers MVP, Selected to the Pro Bowl

LB James Farrior
Pro Football Writers "The Chief Award"

OT Marcus Gilbert
Joe Greene Great Performance Award

DE Brett Keisel
Steelers Walter Payton Man of the Year

RB Rashard Mendenhall
AFC Offensive Player of the Week (Week 6)

TE Heath Miller
USA Football's All-Fundamentals Team

S Troy Polamalu
Pro Football Weekly's Midseason All-Pro Team, AFC Defensive Player of the Week (Week 17), Associated Press All-Pro First Team, *Pro Football Weekly/Professional Football Writers of America's All-NFL* Team, Selected to the Pro Bowl

C Maurice Pouncey
Associated Press All-Pro First Team, *Pro Football Weekly/Professional Football Writers of America's All-NFL* Team, Selected to the Pro Bowl

QB Ben Roethlisberger
AFC Offensive Player of the Week (Week 5), AFC Offensive Player of the Week (Week 8), FedEx Air & Ground Player of the Week (Week 8), Selected to the Pro Bowl

LB LaMarr Woodley
AFC Defensive Player of the Month (October), *Pro Football Weekly's* Midseason All-Pro Team

S Ryan Clark
Selected to the Pro Bowl

LB James Harrison
Selected to the Pro Bowl

WR Mike Wallace
Selected to the Pro Bowl

2012

G Willie Colon
Ed Block Courage Award

K Shaun Suisham
AFC Special Teams Player of the Week (Week 5), AFC Special Teams Player of the Week (Week 13)

S Ryan Clark
Steelers Walter Payton Man of the Year

TE Heath Miller
Steelers MVP, Selected to the Pro Bowl

CB Ike Taylor
AFC Defensive Player of the Week (Week 9 at Giants)

C Maurice Pouncey
2012 USA Football's All-Fundamentals Team, Associated Press All-Pro Second Team, *Sporting News All-Pro*, Selected to the Pro Bowl

NT Casey Hampton
Pro Football Writers "The Chief Award"

OT Mike Adams
Joe Greene Great Performance Award

LS Greg Warren
2012 USA Football's All-Fundamentals Team

LB Lawrence Timmons
Sports Illustrated All-Pro

QB Charlie Batch
Byron "Whizzer" White Award (NFLPA)

Steelers Honors & Awards (2000-Present)

2013

QB Ben Roethlisberger

AFC Offensive Player of the Week (Week 11), FedEx Air Player of the Week (Week 11), AFC Offensive Player of the Month (November), Steelers Walter Payton Man of the Year

K Shaun Suisham

AFC Special Teams Player of the Week (Week 7)

TE Heath Miller

Ed Block Courage Award

S Troy Polamalu

AFC Defensive Player of the Week (Week 12), Selected to the Pro Bowl

RB Le'Veon Bell

Joe Greene Great Performance Award, Pepsi Next NFL Rookie of the Week (Week 16)

CB Ike Taylor

Pro Football Writers' "The Chief Award"

WR Antonio Brown

Steelers MVP, 2014, Associated Press All-Pro Second Team, PFWA All-AFC Team, Selected to the Pro Bowl

WR Jerricho Cotchery

USA Today All-Joe Team

2014

QB Ben Roethlisberger

AFC Offensive Player of the Week (Week 8), AFC Offensive Player of the Week (Week 9), FedEx Air Player of the Week (Week 9), Selected to the Pro Bowl, Selected to the Pro Bowl

RB Le'Veon Bell

FedEx Ground Player of the Week (Week 3), FedEx Ground Player of the Week (Week 11), AFC Offensive Player of the Week (Week 14), Steelers MVP, Associated Press All-Pro First Team, PFWA All-NFL Team, PFWA All-AFC Team, PFWA Most Improved Player of the Year, NFL 101 AFC Co-Offensive Player of the Year, FedEx Ground Player of the Year, NFL.com Fantasy Player of the Year, ESPN.com AFC North Most Valuable Player, Selected to the Pro Bowl

WR Antonio Brown

Special Teams Player of the Week (Week 17), Offensive Player of the Month (December), Associated Press All-Pro First Team, PFWA All-NFL Team, PFWA All-AFC Team, NFL 101 AFC Co-Offensive Player of the Year, ESPN.com AFC North Offensive Player of the Year, Dapper Dan Sportsman of the Year, Selected to the Pro Bowl

C Maurkice Pouncey

Associated Press All-Pro First Team, Selected to the Pro Bowl

DE Cameron Heyward

Pro Football Writers' "The Chief Award"

WR Martavis Bryant

Joe Greene Great Performance Award

CB William Gay

Steelers Walter Payton Man of the Year

LB Sean Spence

Ed Block Courage Award

LB Lawrence Timmons

Associated Press All-Pro Second Team, Selected to the Pro Bowl

2015

QB Ben Roethlisberger

AFC Offensive Player of the Week (Week 2), AFC Offensive Player of the Week (Week 10), FedEx Air Player of the Week (Week 10), FedEx Air Player of the Week (Week 13), FedEx Air Player of the Week (Week 15), Selected to the Pro Bowl

WR Antonio Brown

Castrol Edge Clutch Performer of the Week (Week 9), AFC Special Teams Player of the Week (Week 13), AFC Offensive Player of the Month (November), AFC Offensive Player of the Week (Week 15), Castrol Edge Clutch Performer of the Week (Week 15), AFC Offensive Player of the Month (December/January), Associated Press All-Pro First Team, *Sporting News* All-Pro, All-NFL Team and All-AFC Team, NFL.com Fantasy Player of the Year, Courtyard's Greatness on the Road Award, Selected to the Pro Bowl

G David DeCastro

Associated Press All-Pro First Team, All-AFC Team, Selected to the Pro Bowl

RB DeAngelo Williams

FedEx Ground Player of the Week (Week 9), FedEx Ground Player of the Week (Week 13)

DE Cameron Heyward

Steelers Walter Payton Man of the Year

G Ramon Foster

Pro Football Writers' "The Chief Award"

CB William Gay

Ed Block Courage Award

K Chris Boswell

AFC Special Teams Player of the Week (Week 6), AFC Special Teams Player of the Month (December/January)

LB Bud Dupree

Joe Greene Great Performance Award, Gil Brandt's NFL All-Rookie Team

2016

RB Le'Veon Bell

Associated Press All-Pro Second-Team, PFWA All-AFC Team, Steelers' MVP, AFC Offensive Player of the Month (December/January), AFC Offensive Player of the Week (Week 14), FedEx Ground Player of the Week (Week 14), Courtyard's Greatness on the Road™ Award, Selected to the Pro Bowl

WR Antonio Brown

Associated Press All-Pro First-Team, PFWA All-NFL Team, PFWA All-AFC Team, *Sporting News* All-Pro, Castrol Edge Clutch Performer of the Week (Week 16), Selected to the Pro Bowl

G David DeCastro

Associated Press All-Pro Second-Team, Selected to the Pro Bowl

RB DeAngelo Williams

AFC Offensive Player of the Week (Week 1), FedEx Ground Player of the Week (Week 1)

QB Ben Roethlisberger

AFC Offensive Player of the Week (Week 4), FedEx Air Player of the Week (Week 5), Selected to the Pro Bowl

DE Stephon Tuitt

AFC Defensive Player of the Week (Week 11)

LB Ryan Shazier

Selected as a Pro Bowl Alternate

C Maurkice Pouncey

Ed Block Courage Award, Selected to the Pro Bowl

LB Arthur Moats

Pro Football Writers' "The Chief Award"

S Sean Davis

Joe Greene Great Performance Award, Gil Brandt's NFL All-Rookie Team

Steelers Honors & Awards (1969-Present)



Arthur MOATS

"THE CHIEF AWARD" WINNERS

1988	Dan Rooney	2003	Mike Logan
1989	Dwayne Woodruff	2004	Jerome Bettis
1990	Merril Hoge	2005	Alan Faneca
1991	Gerald Williams	2006	Brett Keisel
1992	Tunch Ilkin		Deshea Townsend
1993	D.J. Johnson	2007	Alan Faneca
1994	Rod Woodson	2008	Ryan Clark
1995	Levon Kirkland	2009	James Farrior
1996	Chad Brown	2010	Ben Roethlisberger
1997	Darren Perry	2011	James Farrior
1998	Jerome Bettis	2012	Casey Hampton
1999	Lee Flowers	2013	Ike Taylor
2000	Jerome Bettis	2014	Cam Heyward
	Deshea Townsend	2015	Ramon Foster
2001	Lee Flowers	2016	Arthur Moats
2002	Hines Ward		

"JOE GREENE GREAT PERFORMANCE AWARD" WINNERS

1984	WR	Louis Lipps	2001	LB	Kendrell Bell
1985	P	Harry Newsome	2002	OG	Kendall Simmons
1986	LB	Anthony Henton	2003	S	Troy Polamalu
1987	CB	Delton Hall	2004	QB Ben Roethlisberger	
1988	RB	Warren Williams	2005	TE	Heath Miller
1989	SS	Carnell Lake	2006	WR	Santonio Holmes
1990	TE	Eric Green	2007	P	Daniel Sepulveda
1991	TE	Adrian Cooper	2008	LB	Patrick Bailey
1992	FS	Darren Perry	2009	WR	Mike Wallace
1993	LB	Chad Brown	2010	C Maurkice Pouncey	
1994	RB	Bam Morris	2011	OT Marcus Gilbert	
1995	QB	Kordell Stewart	2012	OT Mike Adams	
1996	FB	Jon Witman	2013	RB Le'Veon Bell	
1998	OG	Alan Faneca	2014	WR	Martavis Bryant
1999	WR	Troy Edwards	2015	LB Bud Dupree	
2000	FB	Dan Kreider	2016	S Sean Davis	

STEELERS MVPs

1969	WR	Roy Jefferson
1970	DT	Joe Greene
1971	LB	Andy Russell
1972	RB	Franco Harris
1973	WR	Ron Shanklin
1974	S	Glen Edwards
1975	CB	Mel Blount
1976	LB	Jack Lambert
1977	QB	Terry Bradshaw
1978	QB	Terry Bradshaw
1979	WR	John Stallworth
1980	SS	Donnie Shell
1981	LB	Jack Lambert
1982	CB	Dwayne Woodruff
1983	PK	Gary Anderson
1984	WR	John Stallworth
1985	WR	Louis Lipps
1986	LB	Bryan Hinkle
1987	LB	Mike Merriweather
1988	LB	David Little
	CB	Rod Woodson
1989	WR	Louis Lipps
1990	CB	Rod Woodson
1991	LB	Greg Lloyd
1992	RB	Barry Foster
1993	CB	Rod Woodson
1994	LB	Greg Lloyd
1995	QB	Neil O'Donnell
1996	RB	Jerome Bettis
1997	RB	Jerome Bettis
1998	LB	Levon Kirkland
1999	LB	Levon Kirkland
2000	RB	Jerome Bettis
2001	QB	Kordell Stewart
2002	LB	Joey Porter
	WR	Hines Ward
2003	WR	Hines Ward
2004	LB	James Farrior
2005	NT	Casey Hampton
	WR	Hines Ward
2006	RB	Willie Parker
2007	LB James Harrison	
2008	LB James Harrison	
2009	QB Ben Roethlisberger	
2010	S	Troy Polamalu
2011	WR Antonio Brown	
2012	TE	Heath Miller
2013	WR Antonio Brown	
2014	RB Le'Veon Bell	
2015	WR Antonio Brown	
2016	RB Le'Veon Bell	

Current players in bold.

Steelers All-Time Roster

A

Abercrombie, Walter [RB], Baylor	1982-87
Adamchik, Ed [T], Pitt	1967
Adams, Bob [TE], Pacific	1969-71
Adams, Flozell [OT], Michigan State	2010
Adams, Mike [OT], Ohio State	2012-15
Adams, Mike [WR], Texas	1997
Adams, Paul [C], Morehead Teachers	1947
Agajanian, Ben [K], New Mexico	1945
Alban, Dick [E], Northwestern	1956-59
Alberghini, Tom [G], Holy Cross	1945
Albrecht, Art [C/OT], Wisconsin	1942
Alderton, John [E], Maryland	1953
Alexander, Brent [S], Tennessee State	2000-03
Allen, Chuck [LB], Washington	1970-71
Allen, Cortez [CB], The Citadel	2011-15
Allen, Dwane [LB], Santa Ana	1965
Allen, Jim [DB], UCLA	1974-77
Allen, Lou [T], Duke	1950-51
Allen, Will [S], Ohio State	2010-15
Alley, Don [WR], Adams State	1969
Allred, John [TE], Southern Cal.	2002
Alston, Luyneal [WR], Southern Mississippi	1987
Andabaker, Rudy [G], Pitt	1952, 54
Anderson, Anthony [RB], Temple	1979
Anderson, Art [T], Idaho	1963
Anderson, Chet [E], Minnesota	1967
Anderson, Fred [DE], Prairie View A&M	1978
Anderson, Gary [K], Syracuse	1982-94
Anderson, Jesse [TE], Miss. State	1992
Anderson, Larry [DB], Louisiana Tech	1978-81
Anderson, Melvin [WR], Minnesota	1987
Anderson, Ralph [DB], West Texas State	1971-72
Apke, Steve [LB], Pitt	1987
Archer, Dri [WR/RB], Kent State	2014-15
Arndt, Al [G], South Dakota State	1935
Arndt, Dick [T], Idaho	1967-70
Arnfelt, Brian [DE], Northwestern	2013
Arnold, David [CB], Michigan	1989
Arnold, Jahine [WR], Fresno State	1996-98
Arnold, Jay [DB], Texas	1941
Artman, Corwan [T], Stanford	1933
Asbury, Willie [B], Kent State	1966-68
Askson, Burt [DE], Texas Southern	1971
Atkinson, Frank [T], Stanford	1963
August, Steve [OT], Tulsa	1984
Augusterfer, Gene [B], Catholic U.	1935
Austin, Ocie [DB], Utah State	1970-71
Avery, Steve [FB], Northern Michigan	1994-95
Aydelette, Buddy [OT/C], Alabama	1987
Ayers, Demarcus [WR], Houston	2016

B

Badar, Rich [DB], North Carolina	1967
Bahr, Matt [K], Penn State	1979-80
Bailey, Henry [WR], UNLV	1997-98

Le'Veon
BELL

Bailey, Patrick [LB], Duke	2008-09	Bell, Le'veon [RB], Michigan State	2013-16
Bailey, Rodney [DE], Ohio State	2001-03, 06	Bell, Myron [S], Michigan State	1994-97, 2000-01
Baker, Conway [T], Centenary	1944-0	Bell, Richard [RB], Nebraska	1990
Baker, Dallas [WR], Florida	2008	Bell, Theo [WR], Arizona	1976, 78-80
Baker, Ed [E], Washington State	1953	Bentley, Albert [RB], Miami (Fla.)	1992
Baker, John [E], N. Carolina College	1963-67	Berger, Mitch [P], Colorado	2008
Baker, Tim [WR], Texas Tech	2001	Bernet, Ed [E], SMU	1955
Baldacci, Lou [B], Michigan	1956	Berry, Jordan [P], Eastern Kentucky	2015-16
Ballman, Gary [B], Michigan State	1962-66	Best, Greg [S], Kansas State	1983
Balog, Bob [C], Denver	1949-50	Bettis, Jerome [RB], Notre Dame	1996-05
Banaszak, John [DE/DT], Eastern Michigan	1975-81	Bettis, Tom [LB], Purdue	1962
Bankston, Warren [RB], Tulane	1969-72	Billock, Frank [G], St. Mary's of Minnesota	1937
Barbolak, Pete [T], Purdue	1949	Bingham, Craig [LB], Syracuse	1982-84, 87
Barnes, Johnnie [WR], Hampton	1995	Binotto, John [B], Duquesne	1942
Barnes, Reggie [LB], Oklahoma	1993	Bishop, Don [B], Los Angeles College	1958-59
Barnett, Tom [B], Purdue	1959-60	Bishop, Harold [TE], Louisiana State	1998
Barry, Fred [DB], Boston College	1970	Bivins, Charles [B], Morris Brown	1967
Bartaanen, Jim [C], Michigan	1938	Blackledge, Todd [DB], Penn State	1988-89
Bartlett, Earl [B], Centre	1939	Blackwell, Will [WR], San Diego State	1970-71
Basilio, Marchi [C], NYU	1934	Blake, Antwon [CB], UTEP	2013-15
Basrak, Mike [C], Duquesne	1937-38	Blankenship, Brian [G], Nebraska	1987-91
Bassi, Dick [G], Santa Clara	1941	Blankenship, Greg [LB], Cal. St. (Hay.)	1976
Batch, Baron [RB], Texas Tech	2011-12	Bleier, Rocky [RB], Notre Dame	1968, 1970-80
Batch, Charlie [DB], Eastern Michigan	2002-12	Blount, LeGarette [RB], Oregon	2014
Battaglia, Marco [TE], Rutgers	2002	Blount, Mel [CB], Southern	1970-83
Battle, Arnaz [WR], Notre Dame	2010-11	Bohannon, Fred [S/CB], Miss. Valley State	1982
Battles, Ainsley [S], Vanderbilt	2000, 04	Boiman, Rocky [LB], Notre Dame	2009
Beachum, Kelvin [T/G], SMU	2012-15	Bolkovac, Nick [T], Pitt	1953-54
Beams, Byron [T], Notre Dame	1959-60	Bond, Randall [DB], Washington	1939
Beasley, Tom [DE/DT], Virginia Tech	1978-83	Bonelli, Ernie [B], Pitt	1946
Beatty, Charles [DB], North Texas State	1969-72	Bono, Steve [DB], UCLA	1987-88
Beatty, Ed [C], Mississippi	1957-61	Booth, Clarence [B], SMU	1944-0
Becker, Wayland [E], Marquette	1939	Boswell, Chris [K], Rice	2015-16
Behning, Mark [OT], Nebraska	1986	Botkin, Kirk [TE], Arkansas	1996-97
Bell, Kendrell [LB], Georgia	2001-04	Boures, Emil [C/G], Pitt	1982-86

Steelers All-Time Roster




C

Cabrelli, Larry [E], Colgate	1943
Calcagni, Ralph [T], Pennsylvania	1947
Caliguire, Dean [G/C], Pitt	1991-92
Call, John [B], Colgate	1959
Calland, Lee [DB], Louisville	1969-72
Calloway, Chris [WR], Michigan	1990-91
Calvin, Tom [B], Alabama	1952-54
Cameron, Paul [B], UCLA	1954
Campbell, Bob [RB], Penn State	1969
Campbell, Don [T], Carnegie Tech	1939-41
Campbell, Glenn [E], Emporia State	1935
Campbell, John [LB], Minnesota	1965-69
Campbell, Leon [B], Arkansas	1955
Campbell, Ray [LB], Marquette	1958-60
Campbell, Russ [TE], Kansas State	1992
Campbell, Scott [QB], Purdue	1984-86
Canale, Rocco [G], Boston College	1943
Capers, Wayne [WR], Kansas	1983-84
Capizzi, Jason [OT], Indiana (Pa.)	2007-08
Capp, Dick [E], Boston College	1968
Cara, Dom [E], North Carolina State	1937-38
Cardwell, Joe [T], Duke	1937-38
Carpenter, Preston [E], Arkansas	1960-63
Carr, Gregg [LB], Auburn	1985-88
Carter, Chris [LB], Fresno State	2011-13
Carter, Rodney [RB], Purdue	1987-89
Carter, Tyrone [S], Minnesota	2004-09
Cash, Keith [TE], Texas	1991
Casper, Charles [QB], TCU	1935
Catano, Mark [DE/DT], Valdosta State	1984-85
Cenci, John [C], Pitt	1956
Chamberlain, Garth [G], BYU	1945
Chandnois, Lynn [B], Michigan State	1950-56
Cheatham, Ernest [T], Loyola	1954
Cherry, Edgar [B], Hardin-Simmons	1939
Cherundolo, Chuck [C], Penn State	1941-42, 45-48
Chickillo, Anthony [LB], Miami	2015-16
Christy, Dick [B], North Carolina State	1958
Cibulas, Joe [T], Duquesne	1945
Ciccione, Ben [C], Duquesne	1934-35
Cichowski, Gene [B], Indiana	1957
Cifelli, Gus [TE], Notre Dame	1954
Cifers, Bob [QB], Tennessee	1947-48
Clack, Jim [C/G], Wake Forest	1971-77
Clancy, Kendrick [NT], Mississippi	2000-04
Clark, Jim [B], Pitt	1933-34
Clark, Mike [K], Texas A & M	1964-67
Clark, Reggie [LB], North Carolina	1994
Clark, Ryan [S], LSU	2006-13
Clark, Spark [RB], Akron	1987
Clay, John [RB], Wisconsin	2011
Clayton, Harvey [CB], Florida State	1983-86
Clear, Cameron [TE], Texas A&M	2015
Clement, Henry [TE], North Carolina	1961
Clement, John [B], SMU	1946-48

Bova, Tony [E], St. Francis	1942, 43, 44, 45-47
Bowers, R.J. [RB], Grove City	2001
Bowman, Bill [B], William & Mary	1957
Boyd, Sam [E], Baylor	1939-40
Boykin, Brandon [CB], Georgia	2015
Boyle, Jim [OT], Tulane	1987-88
Boyle, Shorty [E]	1934
Bradley, Ed [LB], Wake Forest	1972-75
Bradshaw, Charles [T], Baylor	1961-66
Bradshaw, Jim [B], Chattanooga	1963-67
Bradshaw, Terry [QB], La. Tech	1970-83
Brady, Jeff [LB], Kentucky	1991
Brady, Pat [B], Nevada	1952-54
Brandau, Art [C], Tennessee	1945-46
Brandt, Jim [B], St. Thomas	1952-54
Brag, Maurice [T], SMU	1935-36
Breedlove, Rod [LB], Maryland	1965-68
Breedon, Bill [B], Oklahoma	1937
Breen, Gene [LB], Virginia Tech	1965-66
Brett, Ed [E], Washington State	1936-37
Brewster, Pete [E], Purdue	1959-60
Brister, Bubby [QB], Northeast La.	1986-92
Britt, Jessie [WR], North Carolina A&T	1986
Britt, Ralph [TE], North Carolina State	1987
Brooks, Barrett [T], Kansas State	2003-05
Brooks, Dorian [G], James Madison	2010
Broussard, Fred [C], Texas A & M	1955
Brovelli, Angelo [QB], St. Mary's (Cal.)	1933-34
Brown, Antonio [WR], Central Michigan	2010-16
Brown, Anthony [T], Utah	1999
Brown, Chad [LB], Colorado	1993-96, 06
Brown, Chris [CB/S], Notre Dame	1974-85
Brown, Curtis [CB], Texas	2011-13
Brown, Dante [RB], Memphis	2003-04
Brown, Dave [DB], Michigan	1975
Brown, Dee [RB], Syracuse	2003
Brown, Ed [QB], San Francisco	1962-65
Brown, Ernie [DL], Syracuse	1999
Brown, J. B. [DB], Maryland	1997
Brown, John [T], Syracuse	1967-72
Brown, Justin [WR], Oklahoma	2014
Brown, Kris [K], Nebraska	1999-01
Brown, Lance [CB], Indiana	1998-99
Brown, Larry [TE/OT], Kansas	1971-84
Brown, Levi [OT], Penn State	2013
Brown, Tom [E], William & Mary	1942
Brown, Tom [E], William & Mary	1942
Brown, Tom [E], Texas Tech	1945
Browning, Greg [E], Denver	1947
Bruder, Henry [QB], Northwestern	1940
Bruener, Mark [TE], Washington	1995-03
Bruno, John [P], Duquesne	1939-41
Brumfield, Jim [RB], Ind. St. (Ind.)	1971
Brundage, Dewey [E], Brigham Young	1954
Brune, Fred [B], Ohio State	1956-57
Bruno, John [P], Penn State	1987
Bryant, Corbin [DE], Northwestern	2011
Bryant, Fernando [CB], Alabama	2008
Bryant, Hubie [WR], Minnesota	1970
Bryant, Martavis [WR], Clemson	2014-16
Bucek, Felix [G], Texas A & M	1946
Buckner, Brentson [DE], Clemson	1994-96
Buda, Carl [G], Tulsa	1945
Bukich, Rudy [QB], Southern Cal.	1960-61
Bulger, Chester [T], Auburn	1944
Bullock, Randy [K], Texas A&M	2016
Bullocks, Amos [B], Southern Illinois	1966
Burleson, John [G], SMU	1933
Burnett, Joe [CB], Florida	2009
Burnett, Len [DB], Oregon	1961
Burnette, Tom [B], North Carolina	1938
Burns, Artie [CB], Miami (FL)	2016
Burrell, John [E], Rice	1962-64
Buress, Plaxico [WR], Michigan State	2000-04, 2012-13
Butler, Bill [DB/KR], Chattanooga	1961
Butler, Crezdon [CB], Clemson	2010
Butler, Drew [P], Georgia	2012
Butler, Jack [B], St. Bonaventure	1951-59
Butler, Jim [B], Edward Waters	1965-67
Butler, John [B], Tennessee	1943-44
Bykowski, Frank [G], Purdue	1940

• Steelers combined with Philadelphia Eagles ○ Steelers combined with Chicago Cardinals.

Steelers All-Time Roster

Cline, Jackie [DE], Alabama	1987	Cotton, Russell [B], Texas Mines	1942	Didio, Mark [WR], Connecticut	1992
Cline, Tony [TE], Stanford	1999	Courson, Steve [G], South Carolina	1978-83	Dirden, Johnnie [WR], Sam Houston State	1981
Clinkscales, Joey [WR], Tennessee	1987-88	Cousino, Brad [LB], Miami (Ohio)	1987	Dixon, Dennis [DB], Oregon	2008-11
Coates, Sammie [WR], Auburn	2015-16	Craft, Russ [B], Alabama	1954	Dockery, John [DB], Harvard	1972-73
Cobb, Marvin [QB], Southern Cal.	1970	Cregar, William [G], Holy Cross	1947-48	Dodrill, Dale [G], Colorado A & M	1951-59
Cobb, Patrick [RB], North Texas	2006	Crennel, Carl [LB], West Virginia	1970	Dodson, Les [B], Mississippi	1941
Cockrell, Ross [CB], Duke	2015-16	Critchfield, Larry [G], Grove City	1933	Doehring, John [B]	1935
Codie, Nakia [S], Baylor	2000	Croft, Winfield [G], Utah	1936	Doering, Chris [WR], Florida	2003-04
Colclough, Ricardo [CB], Tusculum	2004-06	Cromartie-Smith, Damon [S], UTEP	2011-12	Dolly, Dick [E], West Virginia	1941-45
Cole, Robin [LB], New Mexico	1977-87	Cropper, Marshall [E], Maryland	1967-69	Doloway, Cliff [E], Carnegie Tech	1935
Cole, Terry [B], Indiana	1970	Cunningham, Bennie [TE], Clemson	1976-85	Donelli, Allan [B], Duquesne	1941-42
Coleman, Andre [WR], Kansas St.	1997-98	Curriuan, Don [E], Boston College	1944	Donnalley, Rick [G-OT], North Carolina	1982-83
Collier, Mike [RB], Morgan State	1975	Curry, Roy [B], Jackson State	1963	Dombrook, Thom [G-C], Kentucky	1979
Collier, Reggie [QB], So. Mississippi	1987	Cushing, Matt [TE], Illinois	1999, 2000-04	Douds, Forrest [T], Washington & Jefferson	1933-35
Collins, Jack [RB], Texas	1962	Cuthbert, Randy [RB], Duke	1993-94	Dougherty, Bob [LB], Kentucky	1958
Colon, Willie [OT] Hofstra	2006-12	D		Douglas, Bob [B], Kansas State	1938
Colquitt, Craik [P], Tennessee	1978-81, 83-84	Dafney, Bernard, [OL], Tennessee	1996	Doyle, Dick [B], Ohio State	1955
Combs, Chris [DE], Duke	2000-01	Daigle, Anthony [RB], Fresno State	1994	Doyle, Ted [T], Nebraska	1938-42, 43, 44
Compagno, Tony [B], St. Mary's of Calif.	1946-48	Dailey, Ted [E], Pitt	1933	Drulis, Al [B], Temple	1947
Compton, Dick [E], McMurry	1967-68	Dangerfield, Jordan [S], Towson	2016	Druschel, Rick [G-OT], North Carolina State	1974
Conaway, Doug [T], TCU	1952	Daniel, Willie [B], Mississippi State	1961-66	Dudley, Bill [B], Virginia	1942, 45, 46
Condit, Merlyn [B], Carnegie Tech	1940, 46	Davenport, Najeh [RB], Miami (Fla.)	2006-08	Duffy, Roger [C-G], Penn State	1998-01
Conley, Steve [LB], Arkansas	1996-98	Davenport, Charles [WR], N. C. State	1992-94	Dugan, Len [C], Wichita	1939
Conn, Dick [DB], Georgia	1974	Davidson, Bill [B], Temple	1937-39	Duggan, Gil [T], Oklahoma	1944
Connolly, Mike [C], Utah State	1968	Davidson, Kenny [DE], Louisiana State	1990-93	Duhart, Paul [B], Florida	1945
Conrad, Chris [T], Fresno State	1998-99	Davis, Art [B], Mississippi State	1956	Dunaway, Craig [TE], Michigan	1973
Conti, Enio [G], Bucknell	1943	Davis, Bruce [LB], UCLA	2008	Dungy, Tony [DB], Minnesota	1977-78
Coomer, Joe [T], Austin	1941, 45-46	Davis, Carey (FB), Illinois	2007-09	Dunn, David [WR], Fresno State	1998
Cooper, Adrian [TE], Oklahoma	1991-93	Davis, Charlie [DT], TCU	1974	Dunn, Gary [DT-NT], Miami (Fla.)	1977-87
Cooper, Marquis [LB], Washington	2006-07	Davis, Dave [WR], Tennessee State	1973	Dupree, Bud [LB], Kentucky	2015-16
Cooper, Sam [T], Geneva	1933	Davis, Henry [LB], Grambling	1970-73	Dutton, Bill [B], Pitt	1946
Cordileone, Lou [G], Clemson	1962-63	Davis, Lorenzo [WR], Youngstown State	1990	Dwyer, Jonathan [RB], Georgia Tech	2010-13
Corley, Anthony [RB], Nevada-Reno	1984	Davis, Paul [QB], Otterbein	1947-48	E	
Coronado, Bob [E], Pacific	1961	Davis, Robert [E], Penn State	1946-50	Eason, Nick [DE], Clemson	2007-10
Cotchery, Jerricho [WR], North Carolina State	2011-13	Davis, Russell [RB], Michigan	1980-83	Eaton, Vic [QB], Missouri	1955
		Davis, Sam [G], Allen	1967-79	Echols, Terry [LB], Marshall	1984
		Davis, Sean [S], Maryland	2016	Edge, Shayne [P], Florida	1996
		Davis, Steve [RB], Delaware State	1972-74	Edwards, Dave [S], Illinois	1985-87
		Dawkins, Tommy [DE], Appalachian State	1987	Edwards, Troy [WR], Louisiana Tech	1999-01
		Davis, Travis [S], Notre Dame	1999	Edwards, Glen [DB], Florida A & M	1971-77
		Dawson, Dermontti [C], Kentucky	1988-00	Elder, Donnie [CB], Memphis State	1986
		Dawson, Len [QB], Purdue	1957-59	Elliott, Jim [K], Presbyterian	1967
		DeCarlo, Nick [G], Duquesne	1933	Ellstrom, Marv [B], Oklahoma	1935
		DeCarlo, Art [B], Georgia	1953	Elter, Leo [B], Duq. & Villa.	1953-54, 58-59
		DeCastro, David [G], Stanford	2012-16	Emmons, Carlos [LB], Arkansas State	1996-99
		Dekker, Jon [TE], Princeton	2007-08	Engelbreten, Paul [G], Northwestern	1933
		Deloplaime, Jack [RB], Salem (WVa.)	1976-79	Engles, Rick [P], Tulsa	1987
		Demko, George [T], Appalachian State	1961	Erenberg, Rich [RB], Colgate	1984-86
		Dempsey, John [T], Bucknell	1934	Ernster, Paul [P], Northern Arizona	2008
		DePascal, Carmine [E], Wichita	1945	Essex, Trai [T], Northwestern	2005-11
		DePaul, Henry [G], Duquesne	1945	Euhus, Tim [TE], Oregon State	2006
		Derby, Dean [B], Washington	1957-61	Evans, Donald [DE], Kentucky	1990-93
		Dess, Darrell [G], North Carolina State	1958	Evans, Jon [E], Oklahoma A & M	1958
		Dial, Buddy [E], Rice	1959-63	Evans, Ray [DB], Kansas	1948
		Dickey, Charlie [G], Arizona	1987	Everett, Thomas [FS], Baylor	1987-91
Dicus, Chuck [WR], Arkansas	1973				

● Steelers combined with Philadelphia Eagles ○ Steelers combined with Chicago Cardinals.

Steelers All-Time Roster

F

Faneca, Alan [G], Louisiana State	1998-07
Fangupo, Hebron [DT], Brigham Young	2012-13
Farquhar, John [TE], Duke	1996
Farrar, Venice [B], North Carolina State	1938-39
Farrior, James [LB], Virginia	2002-11
Farrell, Ed [B], Muhlenberg	1938
Farris, Kris [T], UCLA	1999
Farroh, Shipley [GB], Iowa	1938
Faumui, Taase [DL], Hawaii	1994-95
Fedell, Steve [LB], Pittsburgh	1981-82
Feher, Nick [G], Georgia	1955
Feiler, Matt [OL], Bloomsburg (PA)	2016
Feniello, Garry [GB], Wake Forest	1947
Ferguson, Bob [B], Ohio State	1962-63
Ferry, Lou [T], Villanova	1952-55
Fiala, John [LB], Washington	1998-02
Fife, Ralph [C], Pitt	1946
Figures, Deon [CB], Colorado	1993-96
Fike, Dan [OL], Florida	1993
Filchock, Frank [QB], Indiana	1938
Finks, Jim [QB], Tulsa	1949-55
Finn, Mike [DT], Ark.-Pine Bluff	1993
Finney, BJ [C/G], Kansas State	2016
Fisher, Doug [LB], San Diego State	1969-70
Fisher, Everett [B], Santa Clara	1940
Fisher, Ray [T], Eastern Illinois	1959
Fiske, Max [B], DePaul	1936-39
Flanagan, Dick [G], Ohio State	1953-55
Flowers, Erik [DE], Louisiana State	2003
Flowers, Lee [DB], Georgia Tech	1995-02



John FUQUA

Foggie, Fred [CB], Minnesota	1994
Folkins, Lee [E], Washington	1965
Foltz, Vernon [C], St. Vincent	1945
Footo, Larry [LB], Michigan	2002-08, 2010-13
Ford, Darryl [LB], New Mexico State	1992
Ford, Henry [B], Pitt	1956
Ford, Moses [WR], Fayetteville State	1987
Fordham, Todd [T], Florida State	2003
Fort, L.J. [LB], Northern Iowa	2015-16
Foruria, John [B], Idaho	1967-68
Foster, Barry [RB], Arkansas	1990-94
Foster, Ramon [G], Tennessee	2009-16
Fournet, Sid [G], LSU	1957
Fox, Keqaron, [LB], Georgia Tech	2008-10
Francis, Sam [B], Nebraska	1939
Frank, Joe [T], Georgetown	1943
Frazier, Andre [LB], Cincinnati	2005, 07-09
Freeman, Lorenzo [NT/DT], Pitt	1987-90
French, Ernest [S], Alabama A&M	1972
Frketch, Len [T], Penn State	1945
Fuamatu-Maafala, Chris [RB], Utah	1998-02
Fugler, Dick [T], Tulane	1952
Fuller, Randy, [DB], Tennessee State	1995-97
Fullerton, Ed [B], Maryland	1953
Fuqua, John [B], Morgan State	1970-76
Furness, Steve [DT], Rhode Island	1972-80

G

Gage, Bob [B], Clemson	1949-50
Gagner, Larry [G], Florida	1966-69
Galloway, Joey [WR], Ohio State	2009
Gammon, Kendall [OL], Pittsburgh State	1992-95
Gandy, Wayne [T], Auburn	1999-02
Gaona, Bob [T], Wake Forest	1953-56
Garnaas, Wilford [B], Minnesota	1946-48
Gardocki, Chris [P], Clemson	2004-06
Garrett, Reggie [WR], Eastern Michigan	1974-75
Garrity, Gregg [WR], Penn State	1983
Garvin, Terence [LB], West Virginia	2013-15
Gary, Keith [DE], Oklahoma	1983-88
Gasparella, Joe [QB], Notre Dame	1948, 50-51
Gay, William [CB], Louisville	2007-11, 2013-16
Geason, Cory [TE], Tulane	2000, 01
Geathers, Clifton [DE], Carolina	2014-15
Gentry, Byron [G], Southern Cal.	1937-39
George, Matt [K], Chapman	1998
Gerela, Roy [PK], New Mexico State	1971-78
Gerl, Joe [B], Georgia	1949-51
Gibson, Oliver [DT], Notre Dame	1995-98

Gibson, Thaddeus [LB], Ohio State	2010
Gilbert, Justin [CB], Oklahoma State	2016
Gilbert, Marcus [DT], Florida	2011-16
Gildea, John [DB], St. Bonaventure	1935-37
Gildon, Jason [LB], Oklahoma State	1994-03
Gillespie, Scoop [RB], William Jewell	1984
Gilliam, Joe [QB], Tennessee State	1972-1975

Gilreath, David [WR], Wisconsin	2012
Girard, Earl [B], Wisconsin	1957
Glamp, Joe [B], LSU	1947-49
Glass, Glenn [B], Tennessee	1962-63
Glass, Park [C], Westminster	1947
Glatz, Fred [E], Pitt	1956
Glick, Gary [B], Colorado A & M	1956-59
Goff, Clark [T], Florida	1940
Goldner, Robert [S], Arizona	2012-16
Goldsmith, Bill [C], Emporia Tchrs	1947
Golson, Senquez [CB], Ole Miss	2015-16
Gonda, George [B], Duquesne	1942
Gonzalez, Pete [QB], Pitt	1998-99
Goodman, John [DE/DT], Oklahoma	1981-85
Goodson, John [P], Texas	1982
Gorinski, Walt [B], LSU	1946
Gothard, Preston [TE], Alabama	1985-88
Gowdy, Cornell [CB], Morgan State	1987-88
Grabinski, Ted [C], Duquesne	1939-40
Grabowski, Ted [C], Duquesne	1939-40
Grabowski, Bruce [QB], Toledo	2013-15
Graff, Neil [QB], Wisconsin	1976-77
Graham, Jeff [WR], Ohio State	1991-93
Graham, Ken [DB], Washington State	1970
Graham, Kent [QB], Ohio State	2000
Graham, Shayne [K], Virginia Tech	2013
Grant, Doran [CB], Ohio State	2015
Gravelle, Gordon [OT], BYU	1972-76
Graves, Ray [C], Tennessee	1943
Graves, Tom [LB], Michigan State	1979
Gray, Sam [E], Tulsa	1946-47
Green, Bob [K], Florida	1960-61
Green, Eric [TE], Liberty	1990-94
Green, Isaiah [CB], Fresno State	2013
Green, Ladarus [TE], UL Lafayette	2016
Greene, Joe [DT], North Texas State	1969-81
Greene, Kevin [LB], Auburn	1993-95
Greene, Tracy [TE], Grambling	1995
Greeney, Norm [G], Notre Dame	1934-35
Greenwood, L.C. [DE], Ark. AM&N	1969-81
Griffin, Larry [CB/S], North Carolina	1987-93
Grigas, John [B], Holy Cross	1944
Grimble, Xavier [TE], USC	2016
Grisham, Tyler [WR] Clemson	2009-10
Gros, Earl [B], LSU	1967-69
Grossman, Randy [TE], Temple	1974-81
Gunderman, Bob [B], Virginia	1957
Gunnels, Riley [T], Georgia	1956-66

H

Hackney, Elmer [B], Kansas State	1941
Haggans, Clark [LB], Colorado State	2000-07
Haggerty, Mike [G], Miami	1967-70
Haines, Byron [B], Washington	1937
Hairston, Russell [WR], Kentucky	1987
Haley, Dick [B], Pitt	1961-64
Hall, Delton [CB], Clemson	1987-91

• Steelers combined with Philadelphia Eagles ○ Steelers combined with Chicago Cardinals.

Steelers All-Time Roster

Kalis, Todd [G], Arizona State	1994	Kruczek, Mike [QB], Boston College	1976-79	Logan, Stefan [WR], South Dakota	2009
Kapele, John [T], BYU	1960-62	Krupa, Joe [OT], Purdue	1956-64	Long, Bill [E], Oklahoma A & M	1949-50
Kapinos, Jeremy [P], Penn State	2010-11	Krutko, Larry [RB], West Virginia	1958-60	Long, Terry [G], East Carolina	1984-91
Kaplan, Phil [G], Miami (Fla.)	1947	Kuhn, John [RB], Shippensburg	2006	Longnecker, Ken [T], Lebanon Valley	1960
Karcis, John [B], Carnegie Tech	1936-38	Kurpeikis, Justin [LB], Penn State	2001-02	Looney, Don [E], TCU	1941-42
Karpowich, Ed [T], Catholic U.	1936-39	Kurrasch, Roy [E], UCLA	1948	Lott, Andre [S], Tennessee	2006
Karras, Ted [T], Indiana	1958-59	Kvaternik, Cvonimir [G], Kansas	1934	Lott, John [C/G], North Texas State	1987
Kase, George [G], Duquesne	1939			Loud, Kamil [WR], Cal-Poly San Luis Obispo	2000
Kavel, George [B], Carnegie Tech	1934			Love, Duval [G], UCLA	1992-94
Keating, Tom [DT], Michigan	1973	Lach, Steve [B], Duke	1946-47	Love, John [T], Pitt	1934
Keisel, Brett [DE], BYU	2002-14	LaCrosse, Dave [LB], Wake Forest	1987	Lowe, Reggie [LB], Troy State	1999
Keith, Craig [TE], Lenoir-Rhyne	1993-94	Ladugo, Pete [G], Maryland	1952, 54	Lowther, Russ [B], Detroit	1945
Kelley, Jim [E], Notre Dame	1964	Lajousky, Bill [G], Catholic U.	1936	Lucas, Jeff [OT], West Virginia	1987
Kellum, Marv [LB], Wichita State	1974-76	Lake, Carnell [SS], UCLA	1989-98	Lucente, John [B], West Virginia	1945
Kelsay, Chad [LB], Nebraska	1999	Lamas, Joe [G], Mount St. Mary's	1942	Luna, Bob [B], Alabama	1959
Kelsch, Moose [B], Christian	1933-34	Lambert, Frank [K], Mississippi	1965-66	Lusteg, Booth [K], Connecticut	1968
Kemoetau, Chris [G], Utah	2006-11	Lambert, Jack [LB], Kent State	1974-84	Lyons, Cashaud [DE], Tusculum	2015
Kemp, Jack [QB], Occidental	1957	Lantz, Montgomery [C], Grove City	1933	Lyons, Mitch [TE], Michigan State	1997-99
Kemp, Ray [T], Duquesne	1933	Lanza, Chuck [C], Notre Dame	1988-89		
Kenerson, John [G], Kentucky State	1962	Larose, Dan [T], Missouri	1964		
Kerorian, Gary [QB], Stanford	1952	Lassann, Lou [E], Western Maryland	1938	Mack, Red [B], Notre Dame	1961-63, 65
Keys, Brady [B], Colorado State	1961-67	Lasse, Dick [LB], Syracuse	1958-59	Mack, Rico [LB], Appalachian State	1993
Kichefski, Walt [E], Miami	1940-42, 44	Lattner, John [B], Notre Dame	1954	Mackrides, Bill [QB], Nevada	1953
Kielbasa, Max [B], Duquesne	1946	Laux, Ted [B], St. Joseph (Pa.)	1943	Maddox, Tommy [QB], UCLA	2001-05
Kiesling, Walt [G], St. Thomas	1937-38	Law, Hubbard [C], Sam Houston	1942, 45	Madison, Anthony [CB], Alabama	2006-11
Kiick, George [B], Bucknell	1940, 45	Lawrence, Ben [G], Indiana (Pa.)	1987	Magac, Mike [G], Missouri	1965-66
Killorin, Pat [C], Syracuse	1966	Layne, Bobby [QB], Texas	1958-62	Magulick, George [B], St. Francis	1944
Kilroy, Frank [T], Temple	1943	Lea, Paul [T], Tulane	1951	Mahan, Sean [C], Notre Dame	2007
Kimble, Frank [E], West Virginia	1945	Leahy, Bob [QB], Emporia State	1971	Maher, Francis [B], Toledo	1941
King, Carlos [FB], North Carolina State	1998	Leahy, Gerald [T], Colorado	1957	Malkovich, Joe [C], Duquesne	1935
King, Justin [CB], Penn State	2012	Lee, Bernard [B], Villanova	1938	Malecki, John [G], Pittsburgh	2012
King, Phil [B], Vanderbilt	1964	Lee, Danzell [TE], Lamar	1987	Mallick, Francis [T]	1965
Kirchner, Mark [OT], Baylor	1973	Lee, Greg [DB], Arkansas State	1988	Malone, Mark [QB], Arizona State	1980-87
Kirk, Ken [LB], Mississippi	1960	Lee, Herman [T], Florida A & M	1957	Mandich, Jim [TE], Michigan	1978
Kirkland, Levon [LB], Clemson	1992-00	Lee, John [B], Carnegie Tech	1939	Mansfield, Ray [C], Washington	1964-76
Kirschke, Travis [DE], UCLA	2004-09	Leftridge, Dick [B], West Virginia	1966	Manske, Edgar [E], Northwestern	1938
Kish, Ben [B], Pitt	1943	Leftwich, Byron [QB], Marshall	2008, 2010-12	Manuel, Rod [DE], Oklahoma	1997-98
Kissell, Ed [B], Wake Forest	1952-54	Legusky, Doug [C], Marshall	2009-12, 15	Maples, Bob [C], Baylor	1971
Klapstein, Earl [T], Pacific	1946	Lemek, Ray [G], Notre Dame	1962-65	Maras, Joe [C], Duquesne	1938-40
Klein, Dick [T], Iowa	1961	Lester, Tim [FB], Eastern Kentucky	1995-98	Marchibroda, Ted [QB], St. Bonaventure & Detroit	1953, 55-56
Klumb, John [E], Washington State	1940	Letsinger, Jim [G], Purdue	1933	Marion, Jerry [B], Wyoming	1967
Knox, Darryl [LB], UNLV	1987	Levanti, Lou [G], Illinois	1951-52	Marker, Henry [B], West Virginia	1934
Kohrs, Bob [LB], Arizona State	1981-85	Levey, Jim [B]	1934-36	Markland, Jeff [TE], Illinois	1988
Kolb, Jon [OT], Oklahoma State	1969-81	Lewis, Frank [WR], Grambling	1971-77	Marotti, Lou [G], Toledo	1944
Kolberg, Elmer [E], Oregon State	1941	Lewis, Joe [T], Compton Junior	1958-60	Marsh, Curtis [WR], Utah	1997
Kolodziejzski, Chris [TE], Wyoming	1984	Lewis, Roy [CB], Washington	2008	Martha, Paul [B], Pitt	1964-69
Kondria, John [T], St. Vincent	1945	Lewis, Keenan [CB], Oregon State	2009-12	Martin, John [B], Oklahoma	1944
Kortas, Ken [T], Louisville	1965-68	Liddick, Dave [T], George Washington	1957	Martin, Tee [QB], Tennessee	2000-01
Kosanovich, Bronco [C], Penn State	1947	Lind, Mike [B], Notre Dame	1965-66	Martin, Vernon [B], Texas	1942, 44
Koshlap, Jules [B], Georgetown	1945	Lipps, Louis [WR/KR], So. Mississippi	1984-91	Mason, Grant [CB], Michigan	2007
Kotite, Dick [TE], Wagner	1968	Lipscomb, Gene [T]	1961-62	Masters, Bob [B], Baylor	1939, 43
Kottler, Martin [B], Centre	1933	Little, David [LB], Florida	1981-92	Masters, Walt [B], Penn	1944
Kranichin, Matt [TE], Penn State	2004-05	Littlefield, Carl [B], Washington State	1939	Mastrangelo, John [G], Notre Dame	1947-48
Kreider, Dan [FB], New Hampshire	2000-07	Lloyd, Greg [LB], Fort Valley State	1988-97	Matakevich, Tyler [LB], Temple	2016
Kresky, Joe [G], Wisconsin	1935	Lockett, Charles [WR], Long Beach St.	1987-88	Matesic, Ed [B], Pitt	1936
Kriewaldt, Clint [LB], Wisc.-Stevens Point	2003-07	Logan, Charles [E], Northwestern	1964	Matesic, Joe [T], Arizona State	1954
Krisher, Bill [G], Oklahoma	1958	Logan, Mike [S], West Virginia	2001-06	Mathews, Ray [B], Clemson	1951-59

• Steelers combined with Philadelphia Eagles ○ Steelers combined with Chicago Cardinals.

Steelers All-Time Roster

A		N	
Mathews, Ricardo [DE], Cincinnati	2016	Meyer, Ron [QB], S. Dakota State	1966
Mathis, Terance [WR], New Mexico	2002	Michael, Bill [G], Ohio State	1957
Mattiolli, Fran [G], Pitt	1946	Michaels, Ed [G], Villanova	1943●
Matuszak, Marv [LB], Tulsa	1953, 55-56	Michaels, Lou [E], Kentucky	1961-63
Maxey, Johnny [DT], Mars Hill	2016	Mihalik, Art [G], St. Ambrose	1955-56
Maxson, Alvin [RB], So. Methodist	1977-78	Middleton, Kelvin [SS], Wichita State	1987
May, Ray [LB], Southern Cal.	1967-69	Midler, Lou [G], Minnesota	1939
Mayhew, Hayden [G], Tex. Mines	1936-38	Mihalik, Brian [OT], Boston College	2016
Mays, Alvoid [CB], West Virginia	1995	Miles, Eddie [LB], Minnesota	1990
Mays, Lee [WR], Texas-El Paso	2002-06	Miller, Heath [TE], Virginia	2005-15
Mazzanti, Jerry [E], Arkansas	1967	Miller, Jim [QB], Michigan State	1995-96
McAfee, Fred [RB], Mississippi College	1994-98	Miller, Josh [P], Arizona	1996-03
McBean, Ryan [DE], Oklahoma State	2007	Miller, Tom [E], Hampden Sydney	1943●
McBriar, Mat [P], Hawaii	2013	Mills, Ernie [WR], Florida	1991-96
McCabe, Richie [B], Pitt	1955, 1957-58	Milons, Freddie [WR], Alabama	2003
McCaffray, Art [T], Pacific	1946	Minarik, Henry [E], Michigan State	1951
McCain, Brice [CB], Utah	2014	Moer, Tom [E], Tulsa	1958
McCall, Don [RB], Southern Cal.	1969	Mingo, Gene [K] no college	1969-70
McCarthy, John [B], St. Francis	1944○	Minni, Frank [B], San Jose State	1949
McClairan, Jack [E], Bethune-Cookman	1955-60	Mitchell, Mike [S], Ohio	2014-16
McClung, Willie [T], Florida A & M	1955-57	Minter, Michael [DT], North Texas State	1987
McComs, Glenn [TE], Central Florida	1986-87	Moats, Arthur [LB], James Madison	2014-16
McConnell, Dewey [E], Wyoming	1954	Modzelewski, Dick [T], Maryland	1955
McCoy, Jamie [TE], Texas A&M	2012	Modzelewski, Ed [B], Maryland	1952
McCullers, Daniel [DL], Tennessee	2014-16	Moegle, Dick [B], Rice	1960
McCullough, Hugh [B], Oklahoma	1939, 43●	Momsen, Tony [C], Michigan	1951
McDade, Karl [C], Portland	1938	Moore, Bill [B], Loyola of New Orleans	1933
McDonald, Ed [B], Duquesne	1936	Moore, Lance [WR], Toledo	2014
McDonough, Coley [QB], Day	1939-41, 44○	Moore, Melwede [RB], Tulane	2008-11
McDonough, Paul [E], Utah	1938	Moore, Red [G], Penn State	1947-49
McFadden, Bryant [CB], Florida State	2005-08, 2010-11	Morales, Gonzales [B], St. Mary's of California	1947-48
McFadden, Marshall [LB], S.C. State	2012	Morey, Sean [WR], Brown	2004-06
McFadden, Marvin [G], Michigan State	1953, 56	Morgan, Bob [B], New Mexico	1967-68
McGee, Ben [E], Jackson State	1964-72	Morgan, Quincy [WR], Kansas State	2005
McGovern, Rob [LB], Holy Cross	1991	Moriarty, Tom [S], Bowling Green	1970
McGriff, Tyrone [G], Florida A & M	1980-82	Morrall, Earl [QB], Michigan State	1957-58
McHugh, Sean [TE], Penn State	2008-09	Moore, "Bam" [RB], Texas Tech	1994-95
McKyer, Tim [CB], Texas-Arlington	1994	Morris, John [B], Oregon	1960
McLendon, Steve [NT], Troy	2010-15	Morse, Steve [RB], Virginia	1975
McMakin, John [TE], Clemson	1972-74	Moser, Rick [RB], Rhode Island	1978-79, 81-82
McNally, Johnny "Blood" [B], St. John of Minnesota	1934, 37-39	Mosher, Clure [C], Louisville	1942
McNamara, Ed [T], Holy Cross	1945	Mosley, Norm [B], Alabama	1948
McPeak, Bill [E], Pitt	1949-57	Moss, Paul [E], Purdue	1933
McWilliams, Tom [B], Mississippi State	1950	Motley, Marion [B], Nevada	1935
Meadows, Ed [E], Duke	1955	Mott, Norm [B], Georgia	1934
Meeks, Bryant [C], South Carolina	1947-48	Moye, Derek [WR], Penn State	2013
Mehlich, Chuck [E], Duquesne	1946-51	Mularkey, Mike [TE], Florida	1989-91
Melinger, Steve [E], Kentucky	1961	Mulleneaux, Lee [C], Northern Arizona	1935-36
Mendenhall, Rashard [RB], Illinois	2008-12	Mullins, Jerry [G/OT], Southern Cal.	1971-79
Meredith, Jamon [G], South Carolina	2011	Mundy, Ryan [S], West Virginia	2009-12
Merkovsky, Elmer [T], Pitt	1944○, 45-46	Murley, Dick [T], Purdue	1956
Merrweather, Mike [LB], Pacific	1982-87	Murphy, Tyler [WR/OT], Boston College	2015
Messner, Max [LB], Cincinnati	1964-65	Murray, Earl [G], Purdue	1952
Mettenberger, Zach [QB], LSU	2016	Musulini, George, Pitt	1938
Meyer, Dennis [DB], Arkansas State	1973	Myslinski, Tom [OL], Tennessee	1996-97, 2000
		O	
		O'Brien, Fran [T], Michigan State	1966-67
		O'Brien, John [E], Florida	1954-56
		O'Delli, Mel [B], Duquesne	1944○, 45
		Odom, Henry [RB], South Carolina State	1983
		O'Donnell, Neil [QB], Maryland	1990-95
		Okobi, Chuck [C/G], Purdue	2001-06
		Oehler, John [C], Purdue	1933-34
		Oelerich, John [B], St. Ambrose	1938
		O'Leary, Dan [TE], Notre Dame	2002
		Oldham, Chris [CB], Oregon	1995-99
		Oldham, Ray [DB], Middle Tennessee St.	1978
		Olejniczak, Stan [T], Pitt	1935
		Oliver, Clarence [DB], San Diego State	1969-70
		Olsovsky, Jerry [LB], Pitt	1989-97
		Olsen, Eric [C], Notre Dame	2013
		Oliszewski, Al [E], Penn State & Pitt	1945-56
		O'Malley, Joe [E], Georgia	1955
		O'Neil, Bob [G], Notre Dame	1956-57
		Oniskey, Dick [G], Chattanooga	1955
		Opfar, Dave [DE/NT], Penn State	1987
		Orlando, Bo [S], West Virginia	1998
		Orr, Jim [E], Georgia	1958-60
		Ortmann, Chuck [QB], Michigan	1951
		O'Shea, Terry [TE], California [Pa.]	1989-90
		Oswald, Paul [C], Kansas	1987
		Owens, Darrick [WR], Mississippi	1992

● Steelers combined with Philadelphia Eagles ○ Steelers combined with Chicago Cardinals.

Steelers All-Time Roster

P

Pafelei, Si'ulagi [G], Nevada-Las Vegas	1993
Palko, Tyler [QB], Pittsburgh	2009
Palmer, Michael [TE], Clemson	2013-14
Palmer, Tom [T], Wake Forest	1953-54
Papach, George [B], Purdue	1948-49
Parker, Frank [DT], Oklahoma State	1968-69
Parker, Willie [RB], North Carolina	2004-09
Parquet, Jeremy [OL], Southern Miss	2007-08
Parrish, James [OL], Temple	1995
Paschell, Bill [B]	1940
Pascka, Gordon [G], Minnesota	1943
Pastin, Frank [G], Waynesburg	1942
Patterson, John [B], Penn State	1941, 45-46
Patterson, Bill [QB], Baylor	1940
Paulson, David [TE], Oregon	2012-13
Pavia, Ralph [G], Dayton	1947
Pavkov, Stanko [G], Idaho	1939-40
Paxson, Scott [DT], Penn State	2008
Pead, Isaiah [RB], Cincinnati	2015
Peaks, Clarence [B], Michigan State	1964-65
Pearson, Barry [WR], Northwestern	1972-73
Pearson, Preston [B], Illinois	1970-74
Pegram, Eric [RB], North Texas State	1995-96
Pense, Leon [QB], Arkansas	1945
Perko, John [G], Duq.	1937-40, 44○, 45-47
Perry, Darren [FS], Penn State	1992-98
Perry, Lowell [B], Michigan	1956
Petchel, John [DB], Duquesne	1945
Petersen, Ted [OT/C], E. Illinois	1977-83, 87
Peterson, Todd [K], Georgia	2002
Petrella, John [B], Penn State	1945
Philip, Marvin [C], California	2006
Pierre, John [G], Pitt	1945
Pillath, Roger [T], Wisconsin	1966
Pine, Ed [LB], Utah	1965
Pinney, Ray [OT/G/C], Washington	1976-78, 80-82, 85-87
Pirro, Rocco [G], Catholic U.	1940-41
Pittman, Mel [C], Hardin-Simmons	1935
Platukas, George [E], Duquesne	1938-41
Pokorny, Frank [WR], Youngstown State	1985
Polamalu, Troy [S], Southern Cal.	2003-14
Pollard, Frank [RB], Baylor	1980-88
Pope, Leonard [TE], Georgia	2012
Popovich, John [B], St. Vincent	1944○-45
Porter, Joey [LB], Colorado State	1999-06
Postus, Al [B], Villanova	1945
Poteat, Hank [CB], Pitt	2000-02
Pottios, Myron [LB], Notre Dame	1961-65
Potts, Bill [B], Villanova	1934
Pough, Ernest [WR], Texas Southern	1976-77
Pouncey, Maurice [C], Florida	2010-16
Pourandash, Shar [T], Nevada	1999-00
Powell, Tim [E], Northwestern	1966
Powers, John [E], Notre Dame	1962-66
Priatko, Bill [LB], Pitt	1957
Putzler, Rollin [DT], Oregon	1988

Q

Quate, Jesse [T], Pitt	1933-34
Quick, Jerry [OT/G], Wichita State	1987
Quinn, Mike [DB], Stephen F. Austin	1997

R

Raborn, Carroll [C], SMU	1936-37
Rado, Alex [B], New River State	1934-35
Rado, George [G], Duquesne	1935-37
Radosevich, George [C], Pitt	1953
Ragunas, Vince [B], VMI	1949
Raineys, Chris [RB], Florida	2012
Rajkowski, Pete [B], Detroit	1934
Randle El, Ahanoo [WR], Indiana	2002-05, 2010
Randour, Hub, Pitt	1935
Rankin, Walt [B], Texas Tech	1944○
Rasby, Walter [TE], Wake Forest	1994, 2004
Raskowski, Leo [T], Ohio State	1933
Rasmussen, Randy [C-G], Minnesota	1984-86
Ravotti, Eric [LB], Penn State	1994-96
Rayson, Israel [DE], North Alabama	1996
Reavis, Dave [OT], Arkansas	1974-75
Rechichar, Bert [B], Tennessee	1960
Recutt, Ray [E], VMI	1943●
Redman, Isaac [RB], Bowie State	2010-12
Reed, Jeff [K], North Carolina	2002-10
Reeder, Dan [RB], Delaware	1986, 87
Reese, Jerry [DE], Kentucky	1988
Reger, John [LB], Pitt	1955-63
Reid, Willie [WR], Florida State	2006-07
Renfro, Will [G], Memphis State	1960
Repko, Joe [T], Boston College	1946-47
Retkofsky, Jared [LS], TCU	2008-09
Reutershan, Randy [WR], Pitt	1978
Reynolds, Billy [B], Pitt	1958
Reynolds, Jim [B], Oklahoma A & M	1946
Rhodes, Don [T], W & J	1933
Ribble, Loran [G], Hardin-Simmons	1934-35
Richards, Perry [E], Detroit	1957
Richardson, Daryl [RB], Abilene Christian	2016
Richardson, Huey [LB/DE], Florida	1991
Richardson, Terry [RB], Syracuse	1996
Richmond, Rock [DB], Oregon	1987
Ricketts, Tom [OT], Pitt	1989-91
Riemersma, Jay [TE], Michigan	2003-04
Rienstra, John [G], Temple	1986-90
Riffle, Dick [B], Albright	1941-42
Riley, Avon [LB], UCLA	1987
Riley, Cameron [DB], Missouri	1987
Rivera, Gabe [DT], Texas Tech	1983
Rizzo, Tony, Duquesne	1938
Roberts, John [B], Georgia	1934
Robinson, Adrian [LB], Temple	2012
Robinson, Ed [LB], Florida	1994
Robinson, Gil [E], Catawba	1933
Robinson, Jack [T], N.E. Missouri State	1938
Robnett, Marshall [C], Texas A & M	1944○

Rodak, Mike [B], Western Reserve	1942
Rodenhauser, Mark [LS/C], Illinois State	1998
Rodgers, John [TE], Louisiana Tech	1982-84
Roethlisberger, Ben [QB], Miami (OH)	2004-16
Rogel, Fran [B], Penn State	1950-57
Rogers, Cullen [B], Texas A & M	1946
Rogers, Eli [WR], Louisville	2015-16
Rorison, Jim [T], Southern Cal.	1938
Rosepink, Marty [G], Pitt	1947
Ross, Oliver [OL], Iowa State	2000-04
Rossum, Allen [PR/KR/CB], Notre Dame	2007
Rostovsky, Pete [OT], Connecticut	1984-86
Rouen, Tom [P], Colorado	2002
Rowley, Bob [LB], Virginia	1963
Rowser, John [DB], Michigan	1970-73
Royals, Mark [P], Appalachian State	1992-94
Roye, Orpheus [DE], Florida State	1996-99, 08
Rozzell, Aubrey [LB], Delta State	1957
Rucinski, Ed [E], Indiana	1944○
Ruff, Guy [LB], Syracuse	1982
Ruple, Ernie [T], Arkansas	1968-69
Russell, Andy [LB], Missouri	1963, 1966-76
Russell, Gary [RB], Minnesota	2007-08
Ryan, Ed [E], St. Mary's (Cal.)	1948

S

Sader, Steve [B] no college	1943●
Sadowski, Troy [TE], Georgia	1997-98
Salaia, Paul [E], Southern Cal.	1950-51
Sample, John [B], Maryland State	1961-62
Samuel, Don [B], Oregon State	1949-50
Samuelson, Carl [T], Nebraska	1948-51
Sanchez, Lupe [CB/KR], UCLA	1986-88
Sandberg, Sigurd [T], Iowa Wesleyan	1935-37
Sandefur, Wayne [B], Purdue	1936-37
Sanders, Chuck [RB], Slippery Rock	1986-87
Sanders, Emmanuel (WR), SMU	2010-13
Sanders, John [G], SMU	1940-42
Sandig, Curt [B], St. Mary of Texas	1942
Sandusky, Mike [G], Maryland	1957-65
Sapp, Theron [B], Georgia	1963-65
Saul, Bill [LB], Penn State	1964, 66-68
Saumer, Sylvester [B], St. Olaf	1934
Saunders, Wesley [TE], South Carolina	2011
Scales, Charles [B], Indiana	1960-61
Scarbath, Jack [QB], Maryland	1956
Scales, Charles [B], Indiana	1960-61
Scherer, Bernard [E], Nebraska	1939
Schiechl, John [C], Santa Clara	1941-42
Schmidt, John [C], Carnegie Tech	1940
Schmitz, Bob [LB], Montana State	1961-66
Schneck, Mike [LS], Wisconsin	1999-04
Schnelker, Bob [E], Bowling Green	1961
Schuelke, Karl [B], Wisconsin	1939
Schultz, Eberle [G], Oregon State	1941-42
Schwartz, Elmer [B], Wash. State	1933
Schweder, John [G], Penn	1951-55

● Steelers combined with Philadelphia Eagles ○ Steelers combined with Chicago Cardinals.

Steelers All-Time Roster

Scobee, Josh [K], Louisiana Tech	2015	Slater, Walt [B], Tennessee	1947	Stingily, Byron [OT], Louisville	2015
Scolnick, Glenn [WR], Indiana	1973	Small, Fred [LB], Washington	1985	Stock, John [E], Pitt	1956
Scot, Wilbert [LB], Indiana	1961	Smaltz, Joe [RB], John Carroll	1960-62	Stock, Mark [WR], Virginia Military	1989
Scott, Chad [CB], Maryland	1997-04	Smith, Aaron [DE], Northern Colorado	1999-11	Stofko, Ed [B], St. Francis	1945
Scott, Chris [OT], Tennessee	2010-11	Smith, Anthony [S], Syracuse	2006-08	Stone, Dwight [WR/RB/KR], Middle Tennessee State	1987-94
Scott, Jonathan [OT], Texas	2010-11	Smith, Ben [E], Alabama	1934-35	Stoudt, Cliff [QB], Youngstown State	1977-83
Scudero, Joe [B], San Francisco	1960	Smith, Billy Ray [T], Arkansas	1958-60	Stough, Glen [T], Duke	1945
Seabaugh, Todd [LB], San Diego State	1984	Smith, Bob [B], North Texas State	1966	Stowe, Tyrone [LB], Rutgers	1987-90
Seabright, Charles [QB], West Virginia	1946-50	Smith, Dave [WR], Indiana (Pa.)	1970-72	Strand, Eli [G], Iowa State College	1966
Seals, Ray [DE], no college	1994-95	Smith, Jim [WR], Michigan	1977-82	Strom, Rick [QB], Georgia Tech	1989-93
Searcy, Leon [OT], Miami (Fla.)	1992-95	Smith, Kevin [S], Rhode Island	1991	Strosser, Walter	1942
Sears, Vic [T], Oregon State	1943	Smith, Laverne [RB], Kansas	1977	Strugar, George [T], Washington	1962
Sebastian, Mike [B], Pitt	1935	Smith, Marvel [OT], Arizona State	2000-08	Strutt, Art [B], Duquesne	1935-36
Seigler, Richard [LB], Oregon State	2006	Smith, Ron [QB], Richmond	1966	Struzinski, Dan [P], Indiana	1990-91
Seitz, Warren [TE], Missouri	1986	Smith, Steve [E], Michigan	1966	Strzelczyk, Justin [OT], Maine	1990-99
Semes, Bernard [B], Duquesne	1944	Smith, Stu [QB], Bucknell	1937-38	Stuvains, Russell [S], Youngstown State	2003-05
Sepulveda, Daniel [P], Baylor	2007-11	Smith, Truett [QB], Wyoming & Mississippi St.	1950-51	Suhey, Steve [G], Penn State	1948-49
Sexton, Brent [DB], Elon	1977	Smith, Warren [T], Kansas Wes.	1948	Sulima, George [E], Boston U.	1952-54
Shabazz, Al-Hajj [CB], West Chester [PA]	2016	Snell, Ray [OT], Wisconsin	1984-85	Suisnam, Shaun [K], Bowling Green	2010-15
Shaffer, George [B], Washington & Jefferson	1933	Snow, David [C/G], Texas	2013	Sullivan, Chris [DE], Boston College	2000
Shanklin, Ron [WR], North Texas State	1970-74	Snyder, Bill [G], Ohio U.	1934-35	Sullivan, Frank [C], Loyola (New Orleans)	1940
Sharp, Rick [T], Washington	1970-71	Sodaski, John [DB], Villanova	1970	Sullivan, Robert [B], Holy Cross Iowa	1947
Shaw, Bobby [WR], California	1998-01	Soleau, Bob [LB], William & Mary	1964	Summers, Frank [RB], UNLV	2009
Shazier, Ryan [LB], Ohio State	2014-16	Solomon, Ariel [G/OT], Colorado	1991-95	Sutherland, Don [B], Ohio State	1959-60
Sheffield, Chris [CB], Albany State	1986-87	Somers, George [T], LaSalle	1941-42	Sutton, Ricky [DL], Auburn	1993
Shell, Donnie [SS], South Carolina State	1974-87	Sorce, Ross [T], Georgetown	1945	Swain, John [CB], Miami (Fla.)	1985-86
Shelton, Richard [CB], Liberty	1990-93	Sortet, Wilbur [E], West Virginia	1933-40	Swann, Lynn [WR], Southern Cal.	1974-82
Shepard, Charles [B], North Texas State	1956	Souchak, Frank [E], Pitt	1939	Sweed, Limas [WR], Texas	2008-10
Sheriff, Stan [LB], Cal. Polytech	1954	Spaeth, Matt [TE], Minnesota	2007-10, 2013-15	Sweeney, Calvin [WR], Southern Cal.	1980-87
Sherman, Alex [QB], Brooklyn	1943	Spann, Chad [RB], Northern Illinois	2012	Sweeney, Jim [C/G], Pitt	1996-99
Sherman, Bob [B], Iowa	1964-65	Spence, Sean [LB], Miami	2012-15	Sydnor, Willie [WR/KR], Syracuse	1982
Shields, Burrell [B], John Carroll	1954	Spencer, Todd [RB], Sothern Cal.	1984-85	Sylvester, Stevenson [LB], Utah	2010-13
Shields, Scott [S], Weber State	1999-00	Spinks, Jack [G], Alcorn A & M	1952	Szat, Walter [T], Bucknell	1949-50
Shiner, Dick [QB], Maryland	1968-69	Spizak, Charley [QB], Carnegie Tech	1938		
Shipkey, Jerry [B], UCLA	1948-52	St Pierre, Brian [QB], Boston College	2003-04, 06-07		
Shorter, Jim [B], Detroit	1969	Statt, Jeremy [DE], Arizona State	1998-00	Ta'amu, Alameda [NT], Washington	2012
Shugarts, Bret [DE], Indiana (Pa.)	1987	Stawgers, Jon [WR], Missouri	1970-71	Tanguay, Jim [B], NYU	1933
Shurtz, Hubert [T], LSU	1948	Stai, Brenden [G], Nebraska	1995-99	Tarasovic, George [E], LSU	1952-53, 56-63
Shy, Don [B], San Diego State	1967-68	Staley, Duce [RB], South Carolina	2004-06	Tate, Ben [RB], Auburn	2014
Simmons, John [T], Purdue	1958	Stallworth, John [WR], Alabama A&M	1974-87	Tatum, Jesse [E], North Carolina State	1938
Simien, Tracy [LB], Texas Christian	1989	Stanley, Ron [LB], Michigan State	2006	Taylor, Ike [CB], Louisiana-Lafayette	2003-14
Simington, Mit [B], Arkansas	1942	Stanton, John [B], North Carolina State	1961	Taylor, Jim [LB], Baylor	1956
Simmons, Jason [CB], Arizona State	1998-01	Stapleton, Darnell [G/C], Rutgers	2007-09	Taylor, Mike [T], Southern Cal.	1968-69
Simmons, Jerry [WR], Bethune-Cookman	1965-66	Stark, Rohn [P], Florida State	1995	Tepe, Lou [C], Duke	1953-55
Simmons, Kendall [G], Auburn	2002-08	Starks, Max [T], Florida	2004-12	Terry, Nat [CB], Florida State	1988
Simms, Bob [E], Rutgers	1962	Starret, Ben [B], St. Mary's of California	1941	Tesser, Ray [E], Carnegie Tech	1933-34
Simpson, Jack [B], Florida	1961-62	Station, Larry [LB], Iowa	1986	Tharpe, Larry [OT], Tennessee State	2000
Simpson, Tim [G/C], Illinois	1994	Stautner, Ernie [T], Boston College	1950-63	Thelwell, Ryan [WR], Minnesota	1999
Sims, Darryl [DE], Wisconsin	1985-86	Steed, Joel [NT], Colorado	1992-99	Thigpen, Yancey [WR], Winston-Salem State	1992-97
Sinkovitz, Frank [C], Duke	1947-52	Steele, Ernie [B], Washington	1943	Thomas, Ben [DE/DT], Auburn	1988
Sirochman, George [G], Duquesne	1942	Stehouwer, Ron [B], Colorado State	1960-64	Thomas, Cam [DT], North Carolina	2014-15
Sites, Vince [E], Pitt	1936-37	Stenger, Brian [LB], Notre Dame	1969-72	Thomas, Clendon [B], Oklahoma	1962-68
Skansi, Paul [WR], Washington	1983	Stenn, Paul [T], Villanova	1947	Thomas, J.T. [CB/S], Florida St.	1973-77, 79-81
Skladany, Joe [E], Pitt	1934	Stephens, Jaimain [OT], North Carolina A&T	1996-98	Thomas, Shamarko [S], Syracuse	2013-16
Skorich, Nick [G], Cincinnati	1946-48	Stephens-Howling, LaRod [RB], Pittsburgh	2013	Thompson, Clarence [B], Minnesota	1937-38
Skoronksi, Ed [E], Purdue	1935-36	Steward, Denn [B], Ursinus	1943	Thompson, Donnel [LB], Wisconsin	2000
Skulos, Mike [G], Washington & Jefferson	1938	Stewart, Kordell [QB], Colorado	1995-02	Thompson, Leroy [RB], Penn State	1991-93

● Steelers combined with Philadelphia Eagles ○ Steelers combined with Chicago Cardinals.

Steelers All-Time Roster

Thompson, Tommy [QB], Tulsa	1940	Walden, Bob [P], Georgia	1968-77	Williams, John L. [FB], Florida	1994-95
Thompson, Weegie [WR], Florida State	1984-89	Walker, Sammy [CB], Texas Tech	1991-92	Williams, Nick [DE], Samford	2013
Thornton, Sidney [RB], Northwestern La.	1977-82	Wallace, Cody [G], Texas A & M	2013-16	Williams, Ray [CB], Rhode Island	1987
Thurbon, Bob [B], Pitt	1943-44	Wallace, Mike [WR], Mississippi	2009-12	Williams, Robert [S], Eastern Illinois	1974
Tiller, Morgan [E], Denver	1945	Wallace, Ray [RB], Purdue	1989	Williams, Sidney [LB], Southern	1969
Timmons, Lawrence [LB], Florida State	2007-16	Wallace, Rian [LB], Temple	2005-06	Williams, Trae [CB], South Florida	2009
Tinsley, Sid [B], Clemson	1945	Walsh, Bill [C], Notre Dame	1949-55	Williams, Vince [LB], Florida State	2013-16
Titus, George [C], Holy Cross	1946	Walton, L.T. [DE], Central Michigan	2015-16	Williams, Warren [RB], Miami (Fla.)	1988-92
Titus, Silas [E], Holy Cross	1945	Ward, Hines [WR], Georgia	1998-11	Williams, Willie [CB], Western Car.	1993-96, 2004-05
Todman, Jordan [RB], Connecticut	2015	Warren, Buist [B], Tennessee	1945	Williamson, Fred [B], Northwestern	1960
Toews, Loren [LB], California	1973-83	Warren, Greg [LS], North Carolina	2005-16	Willis, Keith [DE], Northeastern	1982-87, 89-91
Tomasetti, Lou [B], Bucknell	1939-40	Warren, Xavier [DE/DT], Tulsa	1987	Wilson, Bill [E], Gonzaga	1938
Tomasich, Andy [B], Temple	1942-46	Washington, Anthony [CB], Fresno State	1981-82	Wilson, Cedrick [WR], Tennessee	2005-07
Tomczak, Mike [QB], Ohio State	1993-99	Washington, Clarence [DT], Arkansas AM & N	1969-70	Wilson, Frank [TE], Rice	1982
Tomlinson, Dick [G], Kansas	1950-51	Washington, Dewayne [CB], N.C. State	1998-03	Wilson, Kion [LB], South Florida	2013
Tommerson, Clarence [B], Wisconsin	1938-39	Washington, Nate [WR], Tiffin	2005-08	Winfrey, Carl [LB], Wisconsin	1972
Tosi, John [B], Niagara	1939	Washington, Robert [OT], Alcorn State	1987	Wing, Brad [P], LSU	2014
Totten, Erik [S], Western Washington	2002	Washington, Sam [CB], Miss. Val. State	1982-85	Wingle, Blake [G], UCLA	1983-85
Toussaint, Fitzgerald [RB], Michigan	2015-16	Watkins, Tom [B], Iowa State	1968	Winston, Dennis [LB], Arkansas	1977-81, 85-86
Townsend, Deshea [CB], Alabama	1998-08	Watson, Allen [K], Newport (Wales)	1970	Withycombe, Mike [C], Fresno State	1991
Tracy, Tom [B], Tennessee	1958-63	Webb, B.W. [CB], William & Mary	2014	Witman, Jon [FB], Penn State	1996-01
Trout, Dave [PK], Pitt	1981, 87	Wesson, Sid [B], Northeastern	1955-57	Wolf, Jim [DE], Prairie View	1974
Tsoutsouvas, Lou [C], Stanford	1938	Webster, Elnardo [LB], Rutgers	1992	Wolfley, Craig [G/OT], Syracuse	1980-89
Tuggle, Anthony [CB/S], Nicholls State	1985, 87	Webster, George [LB], Michigan State	1972-73	Wolford, Will [G/T], Vanderbilt	1996-98
Tuit, Stephen [DE], Notre Dame	2014-16	Webster, Mike [C], Wisconsin	1974-88	Womack, Joe [B], Los Angeles State	1962
Tuman, Jerame [TE], Michigan	1999-06	Weed, Thurlow [K], Ohio State	1955	Woodard, Ken [LB], Tuskegee Institute	1987
Turk, Dan [C], Wisconsin	1985-86	Weinberg, Henry [G], Duquesne	1934	Woodley, David [QB], LSU	1984-85
Turley, John [QB], Ohio Wesleyan	1935-36	Weinstock, Izzy [B], Pitt	1937-38	Woodley, LaMarr [LB], Michigan	2007-13
Tylski, Rich [G], Utah State	2000-01	Weisenbaugh, Henry [B], Pitt	1935	Woodruff, Dwayne [CB], Louisville	1979-85, 87-90
Tyrell, Tim [RB], Northern Illinois	1989	Wells, Billy [B], Michigan State	1957	Woods, Al [DE], LSU	2011-13
U					
Urbik, Kraig [G], Wisconsin	2009	Wendick, Joe [E], Oregon State	1941	Woods, Donovan [LB], Oklahoma State	2008-09
V					
Valentine, Zack [LB], East Carolina	1979-81	Wenzel, Ralph [E], Tulane	1942	Woods, Rick [S/CB], Boise State	1982-86
Van Dyke, Bruce [G], Missouri	1967-73	Wenzel, Ralph [G], San Diego State	1966-70	Woodson, Marv [B], Indiana	1964-69
Van Dyke, DeMarcus [CB], Miami	2012	Westerman, Jamaal [LB], Rutgers	2013	Woodson, Rod [DB/KR], Purdue	1987-96
Varrichione, Frank [T], Notre Dame	1955-60	Westfall, Ed [B], Ohio Wesleyan	1933	Woolford, Donnell [CB], Clemson	1997
Vaughan, John [QB], Indiana (Pa.)	1933-34	Wetzel, Damon [B], Ohio State	1935	Worlds, Jason [LB], Virginia Tech	2010-14
Veals, Elton [RB], Tulane	1984	Wheaton, Markus [WR], Oregon State	2013-16	Worley, Tim [RB], Georgia	1989-91, 93
Veasey, Craig [DL], Houston	1990-91	Wheeler, Ernie [B], North Dakota State	1939	Woudenbeg, John [T], Denver	1940-42
Velasco, Fernando [C/G], Georgia	2013	Whelan, Tom [B], Catholic U.	1933	Wren, Lowe [B], Missouri	1960
Ventrone, Ross [S], Villanova	2014-15	Whimper, Guy [OT], East Carolina	2013	Wright, Anthony [QB], South Carolina	1999
Vick, Mike [QB], Virginia Tech	2015	White, Byron [B], Colorado	1938	Wukits, Al [C], Duquesne	1943-44, 45
Victorian, Josh [CB], Louisiana Tech	2012	White, Dwight [DE], East Texas State	1971-80	Wydo, Frank [T], Cornell	1947-51
Vidoni, Vic [E], Duquesne	1935-36	White, Paul [B], Michigan	1947	Y	
Villanueva, Alejandro [OT], Army	2015-16	Wiehli, Joe [T], Duquesne	1935	Young, Al [WR], South Carolina State	1971-72
Vincent, Keydrick [G], Mississippi	2001-04	Wiggins, Paul [OT], Oregon	1997	Young, Dick [B], Chattanooga	1957
Vincent, Shawn [CB], Akron	1991	Wilburn, J.R. [WR], South Carolina	1966-70	Young, Theo [TE], Arkansas	1987
von Oelhofen, Kimo [DL], Boise State	2000-05	Wilcots, Solomon [S], Colorado	1992	Young, Walter [WR], Illinois	2006
Voss, Lloyd [T], Nebraska	1966-71	Wiley, Jack [T], Waynesburg	1946-50	Younger, Paul [B], Grambling	1958
Vrabel, Mike [LB], Ohio State	1997-00	Wilkerson, Eric [RB/WR], Kent State	1989	Yurchey, John [B], Duquesne	1940
W					
Wade, Bob [DB], Morgan State	1968	Williams, Albert [LB], UTEP	1987	Z	
Wade, Tom [DB], Texas	1964-65	Williams, Dave [WR], Washington	1973	Zaninelli, Silvio [B], Duquesne	1934-37
Wager, Clint [E], St. Mary's Minn.	1944-0	Williams, DeAngelo [RB], Memphis	2015-16	Zereoue, Amos [RB], West Virginia	1999-03
Wagner, Mike [S], Western Illinois	1971-80	Williams, Don [G], Texas	1941	Zgonina, Jeff [DL], Purdue	1993-94
		Williams, Eric [S], North Carolina State	1983-86	Zimmerman, Leroy [QB], San Jose State	1943-45
		Williams, Erwin [WR], Maryland State	1969	Zombek, Joe [E], Pitt	1954
		Williams, Gerald [NT/DE], Auburn	1986-94	Zoppetti, Frank [B], Duquesne	1941
		Williams, Jerrol [LB], Purdue	1989-92	Zumwalt, Jordan [LB], UCLA	2014-15
		Williams, Joe [LB], Grambling	1987		
		Williams, Joe [B], Ohio State	1939		

• Steelers combined with Philadelphia Eagles ○ Steelers combined with Chicago Cardinals.

Steelers All-Time Roster

ALL-TIME Head Coaches

Coach [Years]	Overall Record**
Austin, Bill [1966-68]	11-28-3 (.298)
Bach, Joe [1935-36, 52-53]	21-27-0 (.438)
Bell, Bert [1941]	0-2-0 (.000)
Cowher, Bill [1992-06]	161-99-1 (.619)
DiMelio, Luby [1934]	2-10-0 (.167)
Donelli, Aldo [1941]	0-5-0 (.000)
Douds, Forrest [1933]	3-6-2 (.364)
Kiesling, Walt [1939-40, 41-44*, 54-56]	30-55-5 (.361)
Leonard, Jim [1945]	2-8-0 (.200)
McNally, Johnny "Blood" [1937-39]	6-19-0 (.240)
Michelosen, Johnny [1948-51]	20-26-2 (.438)
Nixon, Mike [1965]	2-12-0 (.143)
Noll, Chuck [1969-1991]	209-156-1 (.572)
Parker, Raymond "Buddy" [1957-64]	51-47-6 (.490)
Sutherland, Jock [1946-47]	13-10-1 (.563)
Tomlin, Mike [2007-16]	111- 63 (.638)
Total	642-573-21 (.528)

*Kiesling was co-head coach with Greasy Neale in 1943 (Phil-Pitt.) and with Phil Handler in 1944 (Card-Pitt.). **Record includes postseason.



Mike
TOMLIN

ALL-TIME Assistant Coaches

Anderson, Ken	2007-09	Harrison, Bob	1992-93	Perry, Darren	2003-06
April, Bobby	1994-95	Haslett, Jim	1997-99	Perry, Lowell	1957
Archer, Mike	1996-02	Hayes, Jay	1999-01	Plasman, Dick	1958-61
Arians, Bruce	2004-11	Hefferle, Ernie	1965	Porter, Joey	2014-16
Bach, Joe	1935-36	Heinrich, Don	1966-68	Radakovich, Dan	1971, 74-77
Ball, Herman	1955	Henry, Jack	1990-91	Ramsey, Buster	1962-64
Bicknell, Jr., Jack	2013	Hoak, Dick	1972-06	Reese, Cad	1934-36
Blackledge, Ron	1982-91	Hodgson, Pat	1992-95	Riecke, Lou	1970-79
Bratkowski, Bob	1999-00	Horton, Ray	2004-10	Robinson, Willy	2001-03
Brazil, Dave	1989-91	Hughes, Jed	1984-88	Ronzani, Gene	1954
Bridgers, John	1969	Hunter, Hal	1985-88	Rooker, Harvey	1948
Butler, Jack	1961-63	Jackson, Kenny	2001-03	Rooney, Daniel Martin	2015-2016
Butler, Keith	2003-16	Jones, Amos	2007-12	Rooney, JP	1934-35
Capers, Dom	1992-94	Jones, Edgar	1953	Rust, Rod	1989
Carson, Bud	1972-77	Keane, Tom	1965	Sarrett, Shaun	2012-16
Cherundolo, Charles	1948-57, 61	Kiesling, Walt	• 1938-39, 41, 49-54, 57-61	Saxon, James	2014-16
Clements, Tom	2001-03	Kolb, Jon	1982-91	Sherman, Ray	1998
Coley, Max	1969-71	Kugler, Sean	2010-12	Skladany, Joseph	1947
Craft, Russ	1956	Kuharich, Joe	1946	Skoric, Nick	1955-57
Culley, David	1996-98	Lake, Carnell	2011-16	Smith, Danny	2013-16
Daniel, James	2004-16	Layne, Bobby	1964-65	Snyder, Bob	1955
Davis, Robert	1951	LeBeau, Dick	1992-96, 04-14	Sortet, Wilbur	1940
DePasqua, Carl	1968	Leonard, Jim	1942	Souchak, Frank	1946
DiMancheff, Boris	1958-59	Lewis, Art	1960-61	Spencer, Kevin	2002-06
Dorais, Gus	1952	Lewis, Marvin	1992-95	Spezzaferro, John	1976
Doran, Jim	1964-65	Lewis, Tim	1995-03	Stautner, Ernie	1963-64
Dotsch, Rollie	1978-81	Ligaschesky, Bob	2007-09	Stephenson, Kent	1992-00
Dudley, Bill	1956	Mann, Richard	2013-16	Stewart, George	1989-91
Dungy, Tony	1981-88	McGraw, Thurman	1958-61	Stilley, Ken	1959-63
Eatman, Irv	2000	Meyer, Steve	2015-16	Sumner, Charley	1969-72
Erhardt, Ron	1992-95	McLaughlin, Leon	1966-68	Taylor, Hughlin	1966-68
Evans, Walt	1982-88	McNally, Johnny "Blood"	1936	Taylor, Lionel	1970-76
Everest, Al	2010-12	McPeak, Bill	1956-58	Torgeson, LaVerne	1962-68
Fichtner, Randy	2007-16	Meyers, Bill	1984	Uram, Paul	1972-81
Fitzgerald, Dennis	1982-88	Michelosen, John	1946-47	Valesente, Bob	1990-91
Fletcher, Tom	1966-68	Mitchell, John	1994-16	Walker, Dick	1978-81
Fox, John	1989-91	Montgomery, Scottie	2010-12	Walls, Will	1962-63
Fry, Bob	1969-73	Moore, Tom	1977-89	Walton, Frank	1947
Furness, Steve	1992-93	Mularkey, Mike	1996-03	Walton, Joe	1990-91
Gailey, Chan	1994-97	Munchak, Mike	2014-16	Whipple, Mark	2004-06
Gilbride, Kevin	1999-00	Neale, Greasy	• 1943	Whisenhunt, Ken	2001-06
Gilmer, Harry	1957-60	Nixon, Mike	1961-65	Widenhofer, Woody	1973-83
Greene, Joe	1987-91	Olsovsky, Jerry	2010-16	Wilson, Kirby	2007-13
Grimm, Russ	2001-06	Ormiston, Ken	1948-50	Wray, Lud	1945
Guy, John	1992-93	Painter, Dwain	1988-91	Zierlein, Larry	2007-09
Hackett, Walter	1969-70	Parilli, Babe	1971-73	Zook, Ron	1996-1998
Haley, Todd	2012-16	Patrick, Frank	1948		
Handler, Phil	• 1944	Perles, George	1972-81		

• Kiesling and Neale were co-head coaches of Phil-Pitt in 1943 ○ Kiesling and Handler were co-head coaches of Card-Pitt in 1944 Current coaches in bold

Steelers All-Time Jersey Numbers

00 Johnny Clement (46-48)

0 Jack Collins (62)
Johnny Clement (46-48)

1 Anthony Wright (99), Gary Anderson (82-94), Dave Trout (81), Merlyn Condit (40), Warren Heller (36), Zeher (35)

2 Mike Vick (15), Dennis Dixon (08-09), Brian St. Pierre (03-04, 06-07), Todd Peterson (02), Matt George (98), Jon Staggers (70-72), Bill Lajousky (36), Sigurd Sandberg (35)

3 Landry Jones (13-16), Brian Hoyer (12), Jeff Reed (02-10), Kris Brown (99-01), Rohn Stark (95), Mark Royals (92-94), Andy Tomasic (42), Bill Dudley (42), Thomas Thompson (40), Maurice Bray (35)

4 Jordan Berry (15-16), Byron Leftwich (08, 10-12), Tyler Palko (09), Josh Miller (96-03), Dan Stryzinski (90-91), Andy Tomasic (42), Frank Bykowski (40), Mel Pittman (35)

5 Bruce Gradkowski (13-15), Paul Ernerst (08), David Trout (87r), Craig Colquitt (78-81, 83-84), Terry Hanratty (69-76), John Binotto (42), Henry Bruder (40), George Rado (36), Gene Augustferner (35)

6 Shaun Suisham (10-15), Bubby Brister (86-92), Jim Elliott (67), Chester Johnson (40), Thomas Cosgrove (35)

7 Ben Roethlisberger (04-16), Pete Gonzalez (98-99), Reggie Collier (87r), Jack Kemp (57), John Lyle (56), James Finks (51-52, 54-55), Leroy Zimmerman (43), Reggie Coldagelli (40), Joseph Reznichak (35)

8 Josh Scobee (15), Tommy Maddox (01-05), Everett Fisher (40), Joseph Yurcic (40), Albert DeLuca (35)

9 Chris Boswell (15-16), Brad Wing (14), Drew Butler (12), Daniel Sepulveda (07-11), Norm Johnson (95-98), Matt Bahr (79-80), Dick Brown (69), John Foruria (67-68), George Kiick (40), Chas Bush (35)



Ben ROETHLISBERGER

10 Martavis Bryant (14-15), Matt McBriar (13), Dennis Dixon (10-11) Santonio Holmes (06-09), Kordell Stewart (95-02), John Bruno (87r), Scott Campbell (84-86), Roy Gerela (71-78), Kent Nix (67-69), Ron Smith (66), Rudy Bukich (60-61), Dan Nolan (59), Earl Morrall (57-58), Alex Sherman (43), Russell Cotton (42), Boyd Brumbaugh (40), Byron (Whizzer) White (38), Dom Cara (37), Wayne Sandefur (36), Stan Olejniczak (35), Marv Ellstrom (35)

11 Markus Wheaton (13-16), Stefan Logan (09), Quincy Morgan (05), Kent Graham (00), Mike Quinn (97), Rick Strom (89-93), Jeff Quinn (82), Gene Mingo (69), Rich Badar (67), Ron Meyer (65), Howard Hartley (49-51), Norm Mosley (48), Curtis Sandig (42), John Schmidt (40), John Yurchey (40), Mike Basrak (37), Maurice Bray (36), John Valenti (35), _ Van Horn (35)

12 Terry Bradshaw (70-83), Terry Nofsinger (63-64), Jack Scarbath (56-57), Vic Eaton (55), Stan Zajdel (51), Nick Skorich (48), Dick Riffle (42), Morgan Tiller (42), William Patterson (40), Bill Davidson (37), Henry Weisenbaugh (35), Alex Rado (35)

13 Jacoby Jones (15), Dri Archer (14-15), Jeremy Kapinos (10-11), Bill Mackrides (54), Lee Mulleneaux (36), Raymond Redding (35), Earl Harbes (35)

14 Sammie Coates (15-16), Derek Moyer (13), Limas Sweed (08-09), Tom Rouen (02), Shane Edge (96), Neil O'Donnell (90-95), Todd Blackledge (88-89), Alan Watson (70), Bill Shockley (68), Bill Nelsen (63-67), Vic Eaton (54), Ed Kissell (52-54), Lynn Chandnois (51), Ernest Bonelli (46), Joseph Maras (40), George Kase (36-37), George Nicksich (35), John Gildea (35)

15 Demarcus Ayers (16) Justin Brown (14), Willie Reid (06-07), Bobby Shaw (98), Steve Bono (87-88), Mike Kruczek (76-79), George Izo (65), Ed Brown (62-64), Ted Laux (43), Vernon Martin (42), John Blood McNally (37), Vic Vidoni (35), Warren Heller (35)

16 Tyler Murphy (15), Lance Moore (14), Charlie Batch (02-12), Jim Miller (94-96), Mark Malone (80-87), Neil Graff (76-77), Dock Mosley (69), Ken Hebert (68), Tommy Wade (64-65), John Green (60), Len Dawson (57-59), Dave Androzowski (56), Gonzales Morales (47-48), Allan Donelli (42), Carroll Raborn (36-37), Clarence Janecek (35), Ben Ciccone (35)

17 Eli Rogers (16) Shayne Graham (13), Mike Wallace (09-12), Mitch Berger (08), Chris Gardocki (04-06), Tee Martin (00-01), Curtis Marsh (97), John Goodson (82), Joe Gilliam (72-75), Dick Shiner (68-69), Ted Marchibroda (55), Paul Held (54), Maurice Duncan (54), Gary Kerkorian (52), Joe Glamp (47-49), Joe Hogue (42), Armand Niccolai (35-37, 40), Bob Hall (35)

18 Zach Mettenberger (16) David Gilreath (12), Walter Young (06), Mike Tomczak (93-99), Harry Newsome (85-89), Cliff Stoudt (77-83), Terry Nofsinger (61-62), Jack Stephans (59), Jack Kemp (57-58), Ted Marchibroda (55-57), Pat Brady (54), Chuck Ortmann (52), Alex Lukachik (42), Frank Sullivan (40), Max Fiske (37), Loran Ribble (35), George Rado (35)

19 Tyler Grisham (09), Andre Coleman (97), David Woodley (84-85), Maura Duncan (56), Pat Stark (56), George Somers (42), Max Fiske (37), Vic Vidoni (36), Alfred Turner (35), Thomas Johnson (35)

20 Al-Hajj Shabazz (16) Will Allen (13-15), Baron Batch (12), Bryant McFadden (05-08, 10-11), Keenan Lewis (09), Dewayne Washington (98-03), Eric Pegram (95-96), Dwight Stone (87-94), Ernest French (82), Rocky Bleier (71-80), Paul Martha (64-69), Jack Stanton (61-62), Bill Butler (61), Jack Morris (60), Don Sutherland (59), Jack Call (51), Dick Christy (58-59), Eugene Cichowski (57-58), John Howle (56), Gene Rossi (56), Pat Stark (54), Howard Hartley (52), George Sirochman (42), Elmer Hackney (42), George Rondour (35), Wilbur Surtet (34-37, 40)

21 Robert Golden (12-16), Melwele Moore (08-11), Ricardo Colclough (04-06), Amos Zereoue (99-03), Bo Orlando (98), Donnell Woolford (97), Deon Figures (93-96), Richard Bell (90), Greg Lee (88), Eric Williams (83-86), Tony Dungy (77-78), Glenn Scolnick (73), Gene Mingo (70), Jim Shorter (69), Jim Bradshaw (64), Karl Karlivacz (61), Lou Levanti (51), Chuck Cherundolo (42, 48), Lou Tomasetti (40), John Vaughan (35)

22 William Gay (07-11, 14-16), Chris Rainey (12), Duce Staley (04-06), Dee Brown (03), Hank Poteat (00-02), Terrance Joseph (98), John L. Williams (94-95), Larry Griffin (87-93), Rick Woods (82-85), Ernie Pough (76), Dick Conn (74), Bobby Layne (58-62), Richie McCabe (58), Fred Bruney (57), Lowell Lander (56), Jack Zachary (54), Harold Payne (52), Jerry Nuzum (48-49, 51-52), Ralph Wenzel (42), John Klumb (40), Frank Ivy (40), Silvio Zaninelli (35-37)

23 Mike Mitchell (14-16), Felix Jones (13), Keenan Lewis (10-12), Tyrone Carter (04-09), Jason Simmons (98-01), Anthony Daigle (94-95), Sammy Walker (91-92), Tim Tyrrell (89), Spark Clark (87r), Chris Brown (83-85), Fred Bohannon (82), Mike Wagner (71-80), Bob Campbell (69), Jim "Cannonball" Butler (65-67), Bill "Red" Mack (61-63), Harold Payne (52), Joe Gasparella (51), Ed Paskey (51), Bill Pavlikowski (51), Armand Niccolai (42), John Berdelli (42), Rocco Pirro (40), John Gildea (36), _ Oliver (35)

Robert GOLDEN

24 Justin Gilbert (16) Doran Grant (15), Ike Taylor (03-14), Nakia Codie (00), Chris Oldham (95-99), Tim McKyer (94), Richard Shelton (91-93), Rodney Carter (88-89), Rich Erenberg (84-86), J.T. Thomas (73-81), Kenny Graham (70), Jon Henderson (68-69), Jim Bradshaw (64-65), John Sample (61-62), Bob Luna (59), Clive Bullion (59), Billy Wells (57-58), Dick Hughes (57), Henry Ford (56-57), Richie McCabe (55, 58), Russ Craft (54), Claude Hippias (52), Ed Brett (37), John Turley (36), Victor Saufley (35)

25 Artie Burns (16) Brandon Boykin (15), Brice McCain (14), Ryan Clark (06-13), B.J. Tucker (03), Fred McAfee (95-98), Gary Jones (90-91, 93-94), David Arnold (89), Anthony Tuggle (85-87), Greg Best (83), Marvin Cobb (80), Ray Oldham (78), Ron Shanklin (70-74), Don Shy (67-69), Jerry Simmons (63, 66), Kraig Lofquist (65), Roy Curry (63), David Ames (60), Ray Mathews (52, 54-59), Dick Hendley (51), Jack Butler (50), John Naiota (42), Coley McDonough (40), Vince Sites (36-37), Bill Snyder (35), Ben Smith (34)

26 Le'Veon Bell (13-16), Will Allen (10-12), Deshae Townsend (98-09), Rod Woodson (87-96), John Swain (85-86), Scoop Gillespie (84), Preston Pearson (70-74), John Sodaski (69), Rocky Bleier (68), Brady Keys (61-67), Joe Scudero (60), Ron Hall (59-60), Gary Glick (57-59), Lou Baldacci (56), Dewey McConnell (54-55), Art DeCarlo (54), Bill Robinson (52), Bill Holcomb (37), Ed Skoroniski (36), Joe Wiehl (35), John Oehler (34)

27 Senquez Golson (16) Jonathan Dwyer (10-13), Joe Burnett (09), Anthony Smith (06-08), Willie Williams (04-05), Brent Alexander (00-03), Travis Davis (99), Willie Williams (93-96), Thomas Everett (88-91), Greg Hawthorne (79-83), Glen Edwards (71-77), Clarence Oliver (69-70), Bill Mack (65), Dick Haley (61-64), Dean Derby (57-61), Ted Wegert (57), Gary Glick (56), Lou Baldacci (56), Tad Weed (55), Jim Brandt (52-54), Fran Rogel (51), George Papach (48-49, 51), John Butler (43), Dick Riffle (42), Clarence Thompson (37), Ed McDonald (36), Charles Casper (35), George Kavel (34)



Steelers All-Time Jersey Numbers

MEDIA INFORMATION

FOOTBALL STAFF

2017 PLAYERS

2016 IN REVIEW

STEELERS HISTORY

RECORDS

28 Sean Davis (16) Cortez Allen (11-15), Crezdon Butler (10), Jovon Johnson (06), Chris Hope (02-05), Ainsley Battles (00), John Jenkins (98), Alvoid Mays (95), Lupe Sanchez (86-88), Robert Williams (84), Alvin Maxson (77-78), Ocie Austin (70-71), Clendon Thomas (62-68), Henry Clement (61-62), Rex Johnston (60), Don Nikles (60), Don Bishop (59), Jim Smith (59), George Volkert (58), Dick Hughes (57), Lou Cimarolli (56), Leon Campbell (55), Ed Kissell (55), Al Brosky (54), Pat Brady (52), Tony Momsen (51), John Gruble (51), Bob Davis (48-49), Theo Doyle (40-42), Sigurd Sandberg (36-37), _ Chase (35)

29 Shamarko Thomas (13-16), Ryan Mundy (09-12), Chidi Iwuoma (02-06), Lance Brown (98-99), Randy Fuller (95-97), Barry Foster (90-94), Cornell Gowdy (87-88), Ron Johnson (77-84), Brent Sexton (77), John Dockery (72-73), Fred Barry (70), Bob Hohn (65-69), Joe Smaltz (60-63), Walt Williamson (59), Lowell Lander (56), Joe Lamas (42), Don Campbell (40), Stu Smith (37), Ben Smith (35)

30 Jordan Todman (15), DeMarcus Van Dyke (12), Chad Spann (11), Roy Lewis (08), Allen Rossrum (07), Chad Scott (97-04), Victor Jones (93), Frank Pollard (83-88), Larry Anderson (78-81), Terry Cole (70), Bill Asbury (66-69), Bob Harrison (64), Tom Tracy (58-63), Ed Sears (58), Stan Zajdel (52), Truett Smith (51), Vince Ragnas (49), Bill Garnaas (48), George Gonda (42), Don Looney (42), Stan Pavkov (40), Joe Cardwell (37), John Karcis (36), Norm Greeney (35)

31 Ross Cockrell (15-16), Curtis Brown (11-13), Fernando Bryant (08), Mike Logan (01-06), Donnie Shell (74-87), Al Young (72), Carl Rennel (70), Ed Holler (64), C.R. Roberts (59), Larry Krutko (58), Bill Hewitt (43), Bob Masters (43), Tony Bova (42)

32 Franco Harris (72-83), Hubie Bryant (70), Ken Liberto (69), Byron McCabe (68), Joe Womack (62-63), Willie Simpson (61), Ted Wianowski (56), Charles Gauer (43), Tom Brown (42), Ben Vaznelis (42), Henry Marker (34)

33 Fitzgerald Toussaint (15-16), Isaac Redman (10-12), Gary Russell (07-08), Russell Stuvaints (03-05), R.J. Bowers (01), Richard Huntley (98-00), Byron "Bam" Morris (94-95), Merrill Hoge (87-93), Harvey Clayton (83-86), Anthony Anderson (79), John Fuqua (70-76), Walt Mitchell (69), Theron Sapp (63-65), Dick Young (58), Fran Rogel (54-57), Jerry Shipkey (51-52), George Murphy (51), Charles Seabright (48-49), Stephen Sader (43), Allan Donelli (42), Walter Lemas (42), Walter Strosser (42), George Piatukis (40), John Gildea (37), Joe Malkovich (35), Silvio Zaninelli (34)

34 DeAngelo Williams (15-16), Ben Tate (14), LaRod Stephens-Howling (13), Rashard Mendenhall (08-12), Verron Haynes (02-07), Tim Lester (95-98), Leroy Thompson (91-93), Walter Abercrombie (82-87), Andy Russell (66-76), Bob Soleau (64), Bob Simms (62), Charles Scales (60-61), Leo Elter (58-59), Lem Harkey (55), Paul Cameron (54), Fran Rogel (52), Hubbard Law (42), Warren Heller (34)

35 Ross Ventrone (14-15), Josh Victorian (12), Baron Batch (11), Trae Williams (09), Corey Ivy (09), Dan Kreider (00-07), Carlos King (98), Fred McAfee (94), Delton Hall (87-91), Ray Williams (87r), Jack Deloplaine (76-79), Steve Davis (72-74), Booth Lusteg (68), Tom Watkins (68), John Henry Johnson (60-65), Rudy Hayes (59), Paul Younger (58), Dick Young (57), Charles Shepard (56), Sam Pino (56), Tom Calvin (52, 54-55), Joe Geri (49-51), Bill Dudley (42), John Schiehl (42), Walt Kiesling (37), Ed Karp (36), John Blood McNally (34)

36 Jerome Bettis (96-05), Fred Foggie (94), David Hughes (86), Todd Spencer (84-85), Guy Ruff (82), Wentford Gaines (77), Dave Brown (75), Jim Brumfield (71), Don McCall (69), Charlie Blvins (67), Clarence Peaks (64-65), Andy Russell (64), Wilbert Scott (61), Rudy Hayes (60, 62), Marion Motley (55), Don Samuel (49-50), John Woudenberg (40, 42), Ed Karp (36-37, 40), Basilio Marchi (34)

37 Jordan Dangerfield (16) Justin King (12), Anthony Madison (06-11), Ainsley Battles (04), Carnell Lake (89-98), Kelvin Middleton (87r), Donnie Elder (86), Frank Wilson (82), Laverne Smith (77), Bill Cahill (73), Charles Beatty (69-70, 72), Bob Morgan (67), Bob Smith (66-76), Ken Kirk (62), Mike Henry (60-61), Bo Dickinson (59), Dale Atkinson (57-58), Marion Motley (55), Burrell Shields (54), Jack Wagner (54), Jack Spinks (52), Joe Hollingsworth (51), Henry Minarik (51), Bill McPeak (49), Ernest Steele (43), Clure Mosher (42), Mose Kelsch (34).

38 John Clay (11), Carey Davis (07-09), Jon Witman (96-01), Tim Worley (89-91, 93), Rock Richmond (87r), Elton Veals (84), Sidney Thornton (77-81), Ed Bradley (72-75), Earl Gros (67-69), Mike Lind (65-66), Frank Pastin (42), John Love (34)

39 B.W. Webb (14), Isaiah Green (13), Willie Parker (04-09), Erik Totten (02), Darren Perry (92-98), Rick Moser (79-82), Sidney Thornton (78), Bobby Walden (68-77), Larry Krutko (58-61), Allan Cann (58), Sid Watson (55-57), Leo Elter (54), Ed Modzelewski (52), David Bernard (42), George Dobash (42), John Perko (37, 40), Max Fiske (36), Armand Nicolai (34)

40 Josh Harris (14), Marshall McFadden (12), Patrick Cobbs (06), Myron Bell (94-97, 01), Stan Smagala (92), Richard Shelton (90), Eric Wilkerson (89), Dan Reeder (86-87), Anthony Corley (84), Randy Reutershan (78), Preston Carpenter (60-63), Russ Craft (54), George Hughes (51), Mike Rodak (42), Carl Nery (40), Hayden Mayhew (37), Rudy Tesser (34-35)

41 Antwon Blake (13-15), Grant Mason (07), Andre Lott (06), Lee Flowers (95-02), Solomon Wilcotts (92), Kevin Smith (91), Chris Sheffield (86-87), Sam Washington (82-85), Tom Moriarty (80), Nat Terry (78), Dennis Meyer (72-73), Larry Elkins (69), Bernie Wyatt (62), Earl Girard (57-58), Fred Bruney (56), Lowell Perry (56), Dick Doyle (55), Johnny Latner (54), Tony Bova (42)

42 DaMon Cromartie-Smith (11-12), John Kuhn (06), Myron Bell (00), Randy Cutbert (93), Warren Williams (88-92), Dave Edwards (85-87), Anthony Washington (81-82), Dick Hoak (61-70), Lowe Wren (60), Dick Alban (56-59), Jim Hill (55), Jack Collins (52), Pat Brady (52), Joe Hollingsworth (49-51), Harry Sweesy (51), Ray Evans (48), Walter Kichefski (42), Samuel Boyd (40)

43 Troy Polamalu (03-14), George Jones (97), Steve Avery (94-95), Shawn Vincent (91), Ray Wallace (89), Earnest Jackson (87-88), Tim Harris (83), Frank Lewis (71-77), Erwin Williams (69), Glen Glass (63), Overton Curtis (61), Tom Barnett (59-60), Fay Mitchell (58), William Bowman (57), Jim Hill (55), Jack Hinkle (43)

44 Tyler Matakevich (16) Isaiah Pead (15), Jamaal Westerman (13), Frank Summers (09-10), Najeh Davenport (06-08), Terry Richardson (96), D.J. Johnson (89-93), Rodney Carter (87), Henry Odom (83), Frank Pollard (80-82), Mike Collier (75-76), Lee Calland (69-72), Bob Wade (68), Bill Daniels (61-66), Bert Rechichar (60), Art Davis (58), Earl Girard (57), Vic Pollock (52), Ray Mathews (51), Dick Hensley (51), Tony Compagno (48), John Sanderson (42), Stu Smith (40), Carl Littlefield (41), Bill Breedon (37), Forrest Douds (34-35)

45 Roosevelt Nix (15-16), Leonard Pope (12), Chris Fuamatu-Ma'afala (98-02), Chuck Sanders (86-87), Russell Davis (80-83), Jim Allen (74-77), John Nice (69), Dick Compton (67-68), Ralph Felton (58), Brad Myers (57), Art Davis (56), Paul Cameron (54), Bob Cifers (47-48), Walter Kichefski (40, 42), Norm Greeney (34)

46 Will Johnson (12-15), Arnold Harrison (05), Dante Brown (03), Troy Sadowski (97-98), Reggie Harrison (74-77), Warren Bankston (69-73), Chet Anderson (67), Frank Lambert (65-66), Phil King (64), Bob Ferguson (62-63), Bob Coronado (61), Fred Williamson (60-61), Charley Tolar (59), Billy Reynolds (58), Bill Walsh (49-51), Ed Ryan (48), Arthur Albrecht (42)



47 Ron Stanley (06), Scott Shields (99-00), Bruce Jones (87r), Cameron Riley (87), Steve Morse (85), Mel Blount (70-83), Marv Woodson (64-69), Jackie Simpson (61-62), Dick Moegele (60), Izzy Weinstock (37), Ed Matesic (36)

48 Bud Dupree (15-16), Matt Cushing (00-04), A.J. Ofofile (95), David Little (81), John Rowser (70-73), Gary Ballman (62), Leroy Reed (58), Lionel Reed (56), Joe Gasparella (48,51), Eberle Schultz (42), Jesse Quatse (34)

49 Sean McHugh (08-09), Barron Miles (95), Dwayne Woodruff (79-90), Ralph Anderson (71-72), John Sodaski (70), Lou Harris (68-69), Amos Bullock (66), Bob Sherman (64-65), Ronnie Hall (59), William Bowman (57), Lynn Chandnois (52, 54-56), Charles Ortmann (51), Jerry Shipkey (48-49), Bob Thurban (43)

50 Ryan Shazier (14-16), Larry Foote (02-08, 10-13), Rocky Boiman (09), Earl Holmes (96-01), Reggie Barnes (93), David Little (80-92), Darryl Knox (87r), Tom Graves (79), Jim Clack (69-77), Bill Saul (64, 66-68), John Reger (55-63), Stan Sheriff (54), Melvin Fulwyler (54), George Tarasovic (52), Al Wukits (43), Harold Hinte (42), Nick Studen (42), John Noppenburg (40)

51 Steven Johnson (16) Sean Spence (12-15), James Farrior (02-11), Mike Jones (01), Carlos Emmons (96-99), Ed Robinson (94), Chuck Lanza (88-89), Paul Oswald (87), John Lott (87r), Dan Turk (85-86), Loren Toews (73-83), Bob Maples (71), Jim Powell (66), Ken Henson (65), Buzz Nutter (61-64)

52 Mike Webster (74-89), Jim O'Shea (71), Sid Williamson (69), Mike Connelly (68), Gene Breen (65), Jack Klotz (59), George Tarasovic (57-58), Charles Lattimer (54), Ray Graves (43)

53 Maurkice Pouncey (10-16), Bruce Davis (08), Clark Haggans (00-07), Steven Conley (96-98), Bryan Hinkle (81-93), Dennis Winston (77-81), Greg Blankenship (76), Ray Pinney (76), Henry Davis (70-73), John Campbell (65-69), Ken Kirk (62), George Tarasovic (56), Theo Grabinski (40), Byron Haines (37)

54 L.J. Fort (15-16), Chris Carter (11-13), Andre Frazier (07-09), Rian Wallace (05-06), Mike Schneck (99-04), Donta Jones (95-98), Hardy Nickerson (87-92), Fred Small (85), Craig Bingham (82-84, 87r), Zack Valentine (79-81), Dave LaCrosse (77), Marv Kellum (74-76), Doug Fisher (69-70), Max Messner (64-65), Val Jansante (46-51)

Steelers All-Time Jersey Numbers

55 Arthur Moats (14-16), Stevenson Sylvester (10-13), Patrick Bailey (08-09), Marquis Cooper (07), Joey Porter (99-06), Jerry Olsavsky (90-97), Darin Jordan (88), Ken Woodard (87), Dennis Winston (85-86), Rick Donnalley (82-83), Jon Kolb (69-81), Pat Kllorin (66), Dan James (60), Buck Grover (59), John Cenci (56), Lou Tepe (55), Tony Momsen (51), Charles Mehelich (46-51), Milt Simington (42)

56 Anthony Chickillo (15-16), Jordan Zumwalt (14), LaMarr Woodley (07-13), Chukky Okobi (01-06), Mike Vrabel (98-00), Patrick Scott (95-96), Rico Mack (93-94), Rob McGovern (91), Tyronne Stowe (87), Robin Cole (77-87), Ray Mansfield (68-76), Bob Rowley (63), George Tarasovic (56), Marvin Matuszak (55), Fred Broussard (55), Bill Walsh (51-52, 54), Bob Balog (49-50,51)

57 Terence Garvin (13-15), Adrian Robinson (12), Mortty Ivy (11), Keyaron Fox (08-10), Clint Kriewaldt (03-07), John Fiala (98-02), Eric Ravotti (94-96), Jerrol Williams(90-92), Mike Merriweather (82-87), Sam Davis (67-79), Art Hunter (65), Ed Beatty (57-61), Jim Taylor (56-57), Dick Flanagan (54-55), Frank Sinkovitz (47-52)

58 Jack Lambert (74-84), Chuck Allen (70-71), Ed Pine (65), Gail Clark (63), Roger Pillath (60)

59 Todd Seabaugh (84), Jack Ham (71-82), Ray May (67-69), Lou Levanti (51-52), Paul O'Brien (51)

60 Greg Warren (05-16), Oliver Ross (00), Anthony Brown (99), Mark Rodenhauser (98), Kendall Gammon (92-95), Brian Blankenship (87-91), Randy Rasmussen (86), Ben McGee (64-72), Rudy Hayes (61), Don Rohrer (60), Dale Dodrill (51-52, 54-59), Paul Salata (51), Leo Nobile (48-49), Ed Michaels (43)

61 Fernando Velasco (13), Chris Scott (10), Jared Retkofsky (08-09), Sean Mahan (07), Jeff Smith (02), Tom Myslinski (00), Greg Black (95), Tim Simpson (94), Dean Caliguire (91), Charlie Dickey (87), Blake Wingle (83-85), Tyrone McGriff (80-82), Brian Stenger (69-73), Jerry Mazzanti (67), Eli Strand (66), Fran Mallick (65), Riley Gunnels (65), Ed Meyer (60), Ted Karras (58-59), Marv McFadden (56), Marv Matuszak (55), Lou Tepe (54-55), Dick Miller (52), Gordon Paschka (43)

62 Johnny Maxey (16) Daniel McCullers (14-15), Eric Olsen (13), John Malecki (12), Justin Hartwig (08-09), Marvin Philip (06), Roger Duffey (98-01), Tom Myslinski (96-97), Todd Kalis (94), Tunch Ilkin (80-92), Jim Wolf (74-75), Ralph Welzel (66-71), Mike Sandusky (57-65), Art Michalik (55-57), Pete Ladygo (54), Dick Tomlinson (51-52), Steve Suhey (48-49)

63 Dermontti Dawson (88-00), Robert Washington (87), Pete Rostosky (84-86), Thom Dornbrook (79), Ernie Holmes (72-77), Rod Breedlove (65-67), Art Anderson (63), Pete Perrault (62), Jim Palmer (61), John Perkins (59), Bob Dougherty (58), George Tarasovic (56), Hal Hunter (56), Al Maier (55), Bill Pearman (54), Darrell Hogan (49,51-52), Dick Mace (51)

64 Doug Legursky (15), Doug Legursky (09-12), Jeff Hartings (01-06), Kenny Davidson (90-93), Jerry Reese (88), Alan Huff (87), Edmund Nelson (82-87), Steve Furness (72-80), Chuck Hinton (64-71), John Kapele (60-62), Bill Krisher (58-59), Bill Priatko (57), Bill Michael (57), Marv Matuszak (56-57), Don Penza (56), Don Earley (56), Joe Tyrell (55), Rudy Andabaker (52-54), Bryant Meeks (47-48), Clark Goff (40), John Karcis (37)

65 Jerald Hawkins (16) Al Woods (11-13), Kraig Urbik (09), Jeremy Parquet (07-08), Rich Tylski (00-01), Alan Faneca (98-99), John Jackson (88-97), Jim Boyle (87), Ray Pinney (85-87), Tom Beasley (78-83), Lloyd Voss (66-71), Bob Nichols (65), Tom Bettis (62), John Nisby (57-61), Bob O'Neill (57), Ralph Jecha (56), Wayne Edmonds (56), George Hughes (51-52, 54-55), Louis Allen (51), John Mastrangelo (48)

66 David DeCastro (12-16), Tony Hills (08-10), Alan Faneca (98-07), Jim Sweeney (96-99), Tom Newberry (95), Siulagi Palelei (94), Donald Evans (90-93), Mark Behning (86), Ted Petersen (77-83), Bruce Van Dyke (67-73), Myron Pottios (61-63, 65), Dick Campbell (58-60), Aubrey Rozelle (57), Gerald Leahy (57), George Kennard (57), Marv Matuszak (56), John Schweder (54-55), Pete Ladygo (52), Don Samuel (49,51)

67 B.J. Finney (16) Wesley Johnson (14), Levi Brown (13), Kimo von Oelhoffen (00-05), Shar Pourdanesh (99), Jamain Stephens (96-98), Duval Love (92-94), Mike Hinnant (89), Gary Dunn (76, 78-87), Craig Hanneman (72-73), Clarence Washington (69-70), Dick Capp (68), Bob Schmitz (61-64, 66), Earl Butler (60), Claude Billingsley (59), John Nisby (57), Ralph Freeman (57), Jerry Jacobs (56), Nick Feher (55), George Oneskey (55), Truett Smith (52), Enio Conti (43)



Dermontti DAWSON


68 Ryan Harris [16] Kelvin Beachum [12-15], Chris Kemoatu [05-11], Keydrick Vincent [01-04], Shar Pourdanesh [00], Brenden Stai [95-99], Lonnie Palelei [93], Mike Withycombe [91], Lorenzo Freeman [87-90], Jeff Lucas [87], L.C. Greenwood [69-81], Mike Magac [65-66], Ron Stehower [60-64], Mike Henry [59], Bob Dougherty [58], Ed Beatty [57], Frank Palmisano [54], John Schweder [51-52], Alex Aurilio [51], Floyd Simpson [51]

69 Brian Mihalik [16] Brian Arnfelt [13], Hebron Fangupo [12], Jamon Meredith [11], Steve McLendon [10], Jason Capizzi [07-08], Ariel Solomon [91-95], Ben Thomas [88], David Opfar [87], Gabe Rivera [83], Fred Anderson [78], Jerry Hillebrand [68-70], Buck Grover [60], Bob Stark [59], Mike Iannucci [56]

70 Ernie Stautner [51-63], Darwin Horn [51]

71 Clifton Geathers [14], David Snow [13], Chris Scott [11], Flozell Adams [10], Scott Paxson [08], Todd Fordham [03], Larry Tharpe [00], Orpheus Roys [96-99], Dan Fike [93], Tom Ricketts [89-91], Ted Petersen [87r], Emil Boures [83-84], Gordon Gravelle [72-76], Dick Arndt [67-70], Charles Bradshaw [61-66], Ken Longenecker [61], Joe Lewis [58-60], John Coyne [56], Frank Kilroy [43]

72 Cody Wallace [13-16], Jonathan Scott [10-11], Darnell Stapleton [07-09], Barrett Brooks [03-05], Wayne Gandy [99-02], Bernard Dafney [96], Leon Searcy [92-95], Buddy Aydelette [87], Ray Snell [84-85], Gerry Mullins [71-79], Joe Greene [69], Fran O'Brien [66-68], Ray Lemek [62-65], Dick Klein [61], Byron Beams [59-60], John Simerson [59], Darrell Dess [58], Bill Schmitt [58], Willie Lee [57], Sid Fournet [57], Bob Gaona [54-57], Earl Murray [52], Alex Smail [52], Paul Lea [51], Dale Dodrill [51], Red Moore [47-49], Ted Doyle [43]



Joe
GREENE

73 Ramon Foster [09-16], Kendall Simmons [02-08], Chris Combs [00-01], Justin Strzelczyk [90-99], Craig Wolfley [80-89], Rick Druschel [74-75], Rick Sharp [70-71], Ernie Ruple [68-69], Ray Mansfield [63-67], Frank Atkinson [63], John Baker [62], George Balthazar [61], Will Renfro [60], Ray Fisher [59], Fran Holohan [56], Carl Holben [54], Joseph Fagan [54], Frank Letteri [52], Louis Allen [51-52], Darrell Hogan [51], Bill Cregar [48]

74 Chris Hubbard [14-16], Willie Colon [06-12], Jim Jones [04], Chris Sullivan [00], Nolan Harrison [97-99], Terry Long [84-91], Mark Kirchner [83], Ray Pinney [76-82], Dave Reavis [74-75], Tom Keating [73], John Brown [67-71], Riley Gunnels [65-66], Urban Henry [64], Lou Cordileone [62-63], John Kenerson [62], George Strugar [62], George Denko [61], Frank Varrichione [55-60], John Lapsley [54], Pete Ladygo [52]

75 Joe Greene [69-82], Ken Kortas [65-69], Joe Krupa [56-64], Nick Bolkovac [54], Dick Fugler [52], Jack Gearding [52], George Hays [51], John Schweder [51], Jack Wiley [48-49]

76 Mike Adams [12-15], Chris Hoke [01-11], Kevin Henry [93-00], Rollin Putzier [88], Jerry Quick [87], Glen Howe [85], John Banaszak [75-81], Glen Ray Hines [73], Burt Askson [71], Mike Haggerty [67, 69-70], Gene Lipscomb [61-62], Ken Longenecker [60], George Belotti [59], Bill McClung [55-58], Pete Ladygo [54-55], Don Tasotti [54], Doug Conaway [52], Tom Brown [42]

Steelers All-Time Jersey Numbers

77 Marcus Gilbert (11-16), Dorian Brooks (10), Sunny Harris (09), Marvel Smith (00-08), Kris Farris (99), Will Wolford (96-98), Carlton Haselrig (90-93), Jim Boyle (87-88), Mark Smith (87r), Steve August (84), Steve Courson (78-83), Charlie Davis (74-75), Mel Holmes (71-73), Mike Taylor (68-69), Dan James (61-66), Billy Ray Smith (58-60), Tom O'Brien (58), Gus Cifelli (54), Tom Palmer (54-55), John Schweder (52), Walter Szot (52), Ray Mathews (51), Bob Gage (49-50), Paul Davis (48)

78 Alejandro Villanueva (15-16), Guy Whimper (13), Max Starks (04-12), Mathias Nkwenti (01-03), Chris Conrad (98-99), Taase Faumui (94-95), Garry Howe (92), Tim Johnson (87-89), Mark Catano (84-85), Dwight White (71-80), Frank Parker (68-69), John Baker (63-67), Dick Loncar (60), Dave Liddick (57), John Muldowney (56), Lou Ferry (52, 54-55), George Nicksich (52), Carl Samuelson (51), Nick DeRosa (51)

79 Javon Hargrave (16) Byron Stingily (15-16), Trai Essex (05-11), Oliver Ross (01-04), Paul Wiggins (97), James Parrish (95), John Rienstra (86-90), Larry Brown (77-84), Larry Gagner (66-69), Lou Michaels (61-63), John Scott (60), Riley Gunnels (59), John Simerson (58), Tom Gulan (57), Dick Murley (56), Jim Emmons (56), Dick Modzelewski (55), Ernie Cheatham (54), Walter Barnes (52), Frank Wydo (47-51), Vic Sears (43)

80 Plaxico Burress (00-04, 12-13), Limas Sweed (10), Cedrick Wilson (05-07), Matt Cushing (99), Jahine Arnold (96-98), Johnnie Barnes (95), Charles Davenport (92-94), Mark Stock (89), Theo Young (87), Russell Hairston (87r), Warren Seitz (86), Frank Pokorny (85), Wayne Capers (83-84), Joe Fowlkes (60), Jack Butler (51-59), George Hays (51)

81 Jesse James (15-16), David Paulson (12-13), Amaz Battle (10-11), Dallas Baker (08), Sean Morey (04-06), Freddie Milons (03), Marco Battaglia (02), Dan O'Leary (02), Troy Edwards (99-01), Charles Johnson (94-98), Jeff Graham (91-93), Mike Hinnant (88), Lyneal Alston (87), Darrell Nickel (84-85), Paul Skansi (83), Elbie Nelson (48-49,51-57)

82 David Johnson (16) Michael Palmer (13-14), Jamie McCoy (12), Wesley Saunders (11), Antwaan Randle El (02-05, 10), Bobby Shaw (99-01), Henry Bailey (98), Yancey Thigpen (92-97), Derek Hill (89-90), John Stallworth (74-87), Dave Williams (73), Dennis Hughes (70-71), John Hilton (65-69), Chuck Logan (64), Tom Miner (58), Bob Gunderman (57), Don Fritz (56), Ed Meadows (55), Pat Brady (55), Joe Zombek (44), Ernie Cheatham (54), Bill Pearman (54), George Hays (52), Henry Minarik (51), Bill Long (49-50)

83 Cobi Hamilton (16) Heath Miller (05-15), Chris Doering (03-04), Lenzie Jackson (01-02), Kamil Loud (00), Malcolm Johnson (99-00), David Dunn (98), Andre Coleman (98), Corey Holiday (95-97), Louis Lipps (84-91), Melvin Anderson (87), Willie Sydnor (82), Theo Bell (76-80), Barry Pearson (72-73), Don Alley (69), Mike Clark (64-67), John Brown (61), Buddy Dial (59), Dick Lucas (59), Ed Bernet (58), John Nisby (57), Leo Bigbie (57), Fred Glatz (56), Ed Bernet (55), Dewey Brundage (54), Kirk Hinderlinder (54), Roger Bradford (54)

84 Antonio Brown (10-16), Joey Galloway (09), Jerame Tuman (99-07), Harold Bishop (98), Kirk Botkin (96-97), Tracey Greene (95), Walter Rasby (94), Tim Jordan (92-93), Mike Mularkey (89-91), Jeff Markland (88), Danzell Lee (87), Glenn McCombs (86-87), Chris Kolodziejski (84), Randy Grossman (74-80), Chuck Dicus (73), Tony Jeter (66-68), Lee Folkins (65), Buddy Dial (60-63), Gern Nagler (59), R.K. Brown (59), Bill McPeak (51-52, 54-57), Larry Cabrelli (43)

85 Xavier Grimble (16) Darrius Heyward-Bey (14), David Johnson (09-13), Nate Washington (05-08), Jay Riemersma (03-04), John Allred (02), Cory Geason (00-01), Mitch Lyons (97-99), Jonathan Hayes (94-96), Craig Keith (93), Russ Campbell (92), Terry O'Shea (89-90), Troy Johnson (88), Calvin Sweeney (80-87), Ernie Pough (76-77), Dave Davis (73), Bob Adams (69-71), Jerry Marion (67), Gary Ballman (63-66), Bob Schnelker (62), Clayton Tave (60), Don Bishop (58-59), Bill Michael (57), Joe O'Malley (55-56), Joe Zombek (54-55), Dick Hensley (52), Val Jansante (51), Fred Smith (51), Tony Bova (43)

86 Hines Ward (98-11), John Farquhar (96), Damon Mays (95), Eric Green (90-94), Preston Gothard (85-88), Ralph Britt (87r), Gregg Garrity (83-84), John Smith (77-82), Reggie Garrett (74-75), Glenn Scolnick (73), J.R. Wilburn (66-70), John Burrell (62-64), Len Burnett (61), Jimmie Orr (58-60), Jon Evans (58), Perry Richards (57), Bob O'Neil (56-57), Ed Meadows (55), Pat O'Donohue (55), Don Fritz (54), Tom Jelley (51-52), Charles Mehelich (51), Carl Samuelson (49,51)

87 Matt Spaeth (13), Tim Euhus (06), Walter Rasby (04), Mark Bruener (95-03), Craig Keith (94), Adrian Cooper (91-93), Weegie Thompson (84-89), John Rodgers (82-83), Johnny Dirden (81), Jim Mandich (78), Larry Brown (71-76), Roy Jefferson (65-69), Don Larose (64), Glen Glass (62), Harlon Hill (62), John Simko (61), Jack McClairan (55-60), Leo Davis (54)

Steelers All-Time Jersey Numbers

88 Darrius Heyward-Bey (15-16), Emmanuel Sanders (10-13), Jon Dekker (07-08), Matt Kranchick (04), Terance Mathis (02), Tim Baker (01), Courtney Hawkins (97-00), Andre Hastings (93-96), Mark Didio (92), Chris Calloway (90-91), Jason Johnson (89), Joey Clinkscapes (87-88), Jessie Britt (86), John Rodgers (84), Craig Dunaway (83), Lynn Swann (74-82), Dave Smith (70-72), Dick Kotite (68), Steve Smith (66), John Powers (61-65), Bob Schnellker (61), Steve Meilinger (61), Gary Chestang (61), Pete Brewster (59-60), Tom Miner (58-59), Hal Smith (58), John Stock (56), George Sulima (52, 54, 56), George Nicksich (51)

89 Ladarius Green (16) Matt Spaeth (14-15), Jerricho Cotchery (11-13), Matt Spaeth (07-10), Lee Mays (02-06), Will Blackwell (97-01), Ernie Mills (91-96), Charles Lockett (87-88), Bennie Cunningham (76-85), John McMakin (72-74), Marsh Cropper (67-69), Jim Kelly (64), Bobby Joe Green (60-61), Tom Barnett (59-60), Dick Lasse (58-59), Perry Richards (57), Jack O'Brien (54-57), Pat Smithwick (52), Ernie Stautner (51), Pete Barbolak (49), Tom Miller (43)

90 Ricardo Mathews (16), Steve McLendon (11-15), Thaddeus Gibson (10), Travis Kirschke (04-09), Erik Flowers (03), Justin Kurpeikis (01-02), Donnel Thompson (00), Reggie Lowe (99), Bill Johnson (95-96), Jeff Zgonina (93-94), Huey Richardson (91-92), Tyronne Stowe (87-90), Steve Apke (87), Bob Kohrs (81-85), George Webster (72-73), Dick Lasse (58), Leon Jamison (58), John Howle (56)

91 Stephon Tuitt (14-16), Nick Williams (13), Brandon Johnson (12), Aaron Smith (99-11), Israel Raybon (96), Kevin Greene (93-95), Craig Veasey (91), Jerrol Williams (89), Gregg Carr (85-88), Dan McBride (56)

92 James Harrison (04-12, 14-16), Hebron Fangupo (13), Jason Gildon (94-03), Elnardo Webster (92), Jerry Olsavsky (89), Michael Minter (87r), Keith Gary (83-88), Larry Aldrich (58), Dom Penza (56)

93 Daniel McCullers (16) Cam Thomas (15), Jason Worlds (11-14), Nick Eason (07-10), Rodney Bailey (06), James Harrison (02), Joel Steed (92-99), Keith Willis (81-87, 89-91), John Stock (56)

94 Lawrence Timmons (07-16), Chad Brown (93-96, 06), Andre Frazier (05), Rodney Bailey (01-03), Jeremy Staaat (98-00), Jeff Brady (91), Albert Williams (87r), Terry Echols (84), Dick Murley (56)

95 Jarvis Jones (13-16), Alameda Ta'amu (12), Corbin Bryant (11), Donovan Woods (08-09), Ryan McBean (07), Richard Siegler (06), Marquis Cooper (06), Alonzo Jackson (03-04), Mike Jones (02), Greg Lloyd (88-97), Jackie Cline (87), Xavier Warren (87), John Goodman (81-85)

96 L.T. Walton (15-16), Cam Thomas (14), Ziggy Hood (09-13), Orpheus Roye (08), Shaun Nua (05), Kendrick Clancy (00-04), Mike Vrabel (97), Brenton Buckner (94-96), Ricky Sutton (93), Jackie Cline (87), Anthony Henton (86, 88)

97 Cameron Heyward (11-16), Jason Worlds (10), Arnold Harrison (06-09), Kendrell Bell (01-04), Chad Kelsay (99), Rod Manuel (97-98), Ray Seals (94-96), Aaron Jones (88-92), Joe Williams (87)

98 Vince Williams (14-16), Casey Hampton (01-12), Ernie Brown (99), Oliver Gibson (95-98), Gerald Williams (86-94)

99 Caushaud Lyons (15), Brett Keisel (02-14), Levon Kirkland (92-00), A.J. Jenkins (89-90), Darryl Sims (85-86), Avon Riley (87r), Michael Minter (87)

Stephon
TUITT



Steelers All-Time Draft Picks

2017 25th Overall (4 offensive, 4 defensive)

Rd	Player	School	Pk[Overall]
1.	T.J. Watt (OLB)	Wisconsin	30
2.	JuJu Smith-Schuster (WR)	USC	62
3a.	Cameron Sutton (CB)	Tennessee	94
3b.	James Conner (RB)	Pittsburgh	105
4.	Joshua Dobbs (QB)	Tennessee	135
5.	Brian Allen (CB)	Utah	173
6.	Colin Holba (LS)	Louisville	213
7.	Keion Adams (LB)	Western Michigan	248

2016 25th Overall (2 offensive, 5 defensive)

Rd	Player	School	Pk[Overall]
1.	Artie Burns (CB)	Miami [Fla.]	25
2.	Sean Davis (S)	Maryland	58
3.	Javon Hargrave (DT)	S. Carolina State	89
4.	Jerald Hawkins (OT)	LSU	123
6.	Travis Feeneey (LB)	Washington (Compensatory selection)	220
7a.	Demarcus Ayers (WR)	Houston	229
7b.	Tyler Matakovich (LB)	Temple	246

2015 15th Overall (2 offensive, 6 defensive)

Rd	Player	School	Pk[Overall]
1.	Bud Dupree (LB)	Kentucky	22
2.	Senquez Golson (CB)	Mississippi	56
3.	Sammie Coates (WR)	Auburn	87
4.	Doran Grant (CB)	Ohio State	121
5.	Jesse James (TE)	Penn State	160
6a.	Leterious Walton (DE)	Central Michigan	199
6b.	Anthony Chickillo (LB)	Miami (Compensatory selection)	212
7.	Gerod Holliman (S)	Louisville	218

2014 15th Overall (4 offensive, 5 defensive)

Rd	Player	School	Pk[Overall]
1.	Ryan Shazier (LB)	Ohio State	15
2.	Stephon Tuitt (DE)	Notre Dame	46
3.	Dri Archer (WR/RB)	Kent State (Compensatory selection)	97
4.	Martavis Bryant (WR)	Clemson	118
5a.	Shaquille Richardson (CB)	Arizona	157
5b.	Wesley Johnson (OL)	Vanderbilt (Compensatory selection)	173
6a.	Jordan Zumwalt (LB)	UCLA	192
6b.	Daniel McCullers (DE)	Tennessee (Compensatory selection)	215
7.	Rob Blanchflower (TE)	Massachusetts	230

2013 17th Overall (4 offensive, 5 defensive)

Rd	Player	School	Pk[Overall]
1.	Jarvis Jones (LB)	Georgia	17
2.	Le'Veon Bell (RB)	Michigan State	48
3.	Markus Wheaton (WR)	Oregon State	79
4a.	Shamarko Thomas (S)	Syracuse*	111
4b.	Landry Jones (QB)	Oklahoma	115
5.	Terry Hawthorne (CB)	Illinois	150
6a.	Justin Brown (WR)	Oklahoma	186
6b.	Vince Williams (LB)	Florida State (Compensatory selection)	206
7.	Nick Williams (DT)	Samford	223

* Acquired 14th pick in the fourth round (111th overall) via a trade with Cleveland. The Steelers traded their 2014 third-round selection to Cleveland in return.

2012 24th Overall (6 offensive, 3 defensive)

Rd	Player	School	Pk[Overall]
1.	DeCastro, David (OG)	Stanford	24
2.	Adams, Mike (OT)	Ohio State	56
3.	Spence, Sean (LB)	Miami [Fla.]	86
4.	Ta'amu, Alameda (DT)	Washington*	109
5.	Rainey, Chris (RB)	Florida	159
7a.	Clemmons, Toney (WR)	Colorado	231
7b.	Paulson, David (TE)	Oregon (Compensatory selection)	240
7c.	Frederick, Terrence (CB)	Texas A&M (Compensatory selection)	246
7d.	Beachum, Kelvin (OG)	SMU (Compensatory selection)	248

* Traded original fourth-round selection (119th overall) and sixth-round selection (193rd overall) to Washington in return for the 109th overall pick

2011 31st Overall (3 offensive, 4 defensive)

Rd	Player	School	Pk[Overall]
1.	Hegward, Cameron (DE)	Ohio State	31
2.	Gilbert, Marcus (OT)	Florida	63
3.	Brown, Curtis (CB)	Texas	95
4.	Allen, Cortez (CB)	The Citadel	128
5.	Carter, Chris (LB)	Fresno State	162
6.	Williams, Keith (OG)	Nebraska	196
7.	Batch, Baron (RB)	Texas Tech	232

2010 18th Overall (5 offensive, 5 defensive)

Rd	Player	School	Pk[Overall]
1.	Pouncey, Maurkice (C)	Florida	18
2.	Warriors, Jason (LB)	Virginia Tech	52
3.	Sanders, Emmanuel (WR)	Southern Methodist	82
4.	Gibson, Thaddeus (DE)	Ohio State	116
5a.	Scott, Chris (OT)	Tennessee	151
5b.	Butler, Crezdon (CB)	Clemson (Compensatory selection)	164
5c.	Sylvester, Stevenson (LB)	Utah (Compensatory selection)	166
6a.	Dwyer, Jonathan (RB)	Georgia Tech	188
6b.	Brown, Antonio (WR)*	Central Michigan	195
7.	Worthington, Doug (DT)	Ohio State (Compensatory selection)	242

* Acquired the 195th selection and CB Bryant McCadden from Arizona in exchange for the Steelers' 155th overall selection.

** Pittsburgh traded its seventh-round pick (225th overall) to Tampa Bay for QB Byron Leftwich.

2009 32nd Overall (5 offensive, 4 defensive)

Rd	Player	School	Pk[Overall]
1.	Hood, Evander "Ziggy" (DE/DT)	Missouri	32
2.	Choice to Denver		
3a.	Urbik, Kraig (OG)	Wisconsin (Choice from Denver)	79
3b.	Wallace, Mike (WR)	Mississippi (Choice from Denver)	84
3c.	Lewis, Keenan (CB)	Oregon State	96
4.	Choice to Denver		
5a.	Burnett, Joe (CB)	Central Florida	168
5b.	Summers, Frank (RB/FB)	UNLV (Compensatory selection)	169
6.	Harris, Ra'Shon "Sunny" (DT)	Oregon	205
7a.	Shipley, A.O. (C)	Penn State (Choice from Tampa Bay)	226
7b.	Johnson, David (TE)	Arkansas State	241

2008 23rd Overall (4 offensive, 3 defensive)

Rd	Player	School	Pk[Overall]
1.	Mendenhall, Rashard (RB)	Illinois	23
2.	Sweed, Limas (WR)	Texas	53
3.	Davis, Bruce (LB)	UCLA	88
4.	Hills, Tony (OL)	Texas*	130
5.	Dixon, Dennis (QB)	Oregon	156
6a.	Humpal, Mike (LB)	Iowa	188
6b.	Mundy, Ryan (S)	West Virginia 7. Choice to Atlanta	194

* Traded from 123rd to 130th with the N.Y. Giants. Received Giants' 6th round choice

2007 15th Overall (3 offensive, 4 defensive, 1 punter)

Rd	Player	School	Pk[Overall]
1.	Timmons, Lawrence (LB)	Florida State	15
2.	Woodley, LaMarr (LB)	Michigan	46
3.	Spaeth, Matt (TE)	Minnesota	77
4a.	Sepulveda, Daniel (P)	Baylor*	112
4b.	McBean, Ryan (DE)	Oklahoma State (Compensatory selection)	132
5a.	Stephenson, Cameron (OG)	Rutgers	156
5b.	Gay, William (CB)	Louisville (Compensatory selection)	170
6.	Choice to Green Bay		
7.	Baker, Dallas (WR)	Florida	277

* Acquired via a trade with Green Bay for Steelers' 4th and 6th round picks.

Steelers All-Time Draft Picks

2006 32nd Overall (7 offensive, 2 defensive)

Rd	Player	School	Pk[Overall]
1.	Holmes, Santonio (WR)	Ohio State *	25
2.	<i>Choice to Minnesota</i>		
3a.	Smith, Anthony (FS)	Syracuse (Choice from Minnesota)	83
3b.	Reid, Willie (WR)	Florida State (Choice from Minnesota)	95
4a.	Colon, Willie (OT)	Hofstra	131
4b.	Harris, Orien (DE)	Miami [Fla.] (Compensatory selection)	133
5a.	Jacobs, Omar (QB)	Bowling Green	164
5b.	Davis, Charles (TE)	Purdue (Compensatory selection)	167
6.	Philip, Marvin (C)	California	201
7.	Humes, Cedric (RB)	Virginia Tech	240

* Traded up to 25th from 32nd with N.Y. Giants

2005 30th Overall (5 offensive, 3 defensive)

Rd	Player	School	Pk[Overall]
1.	Miller, Heath (TE)	Virginia	30
2.	McFadden, Bryant (CB)	Florida State	62
3.	Essex, Trai (OT)	Northwestern	93
4.	Gibson, Fred (WR)	Georgia	131
5.	Wallace, Rian (LB)	Temple	166
6.	Kemoatu, Chris (OG)	Utah	204
7a.	Nua, Shaun (DE)	Brigham Young (Choice from Carolina)	228
7b.	Herron, Noah (RB)	Northwestern	244

2004 11th Overall (5 offensive, 3 defensive)

Rd	Player	School	Pk[Overall]
1.	Roethlisberger, Ben (QB)	Miami (OH)	11
2.	Colclough, Ricardo (CB)	Tusculum *	38
3.	Starks, Max (OT)	Florida	75
4.	<i>Choice to Indianapolis</i>		
5.	Adibi, Nathaniel (LB)	Virginia Tech	145
6a.	Lacy, Bo (OT)	Arkansas	177
6b.	Kranichick, Matt (TE)	Penn State (Choice from St. Louis)	194
6c.	Caylor, Drew (C/LS)	Stanford (Choice from New England)	197
7.	Taylor, Eric (DE)	Memphis	212

* Traded up to 38th from 44th with Indianapolis

2003 27th Overall (2 offensive, 3 defensive)

Rd	Player	School	Pk[Overall]
1.	Polamalu, Troy (S)	USC *	16
2.	Jackson, Alonzo (LB)	Florida State	59
3.	<i>Choice to Kansas City</i>		
4.	Taylor, Ivan "Ike" (CB)	Louisiana-Lafayette	125
5.	St. Pierre, Brian (QB)	Boston College	163
6.	<i>Choice to Kansas City</i>		
7.	Wall, J.T. (FB)	Georgia	242

* Traded up to 16th from 27th with Kansas City

2002 30th Overall (4 offensive, 4 defensive)

Rd	Player	School	Pk[Overall]
1.	Simmons, Kendall (OG)	Auburn	30
2.	Randle El, Antwaan (WR)	Indiana	62
3.	Hope, Chris (S)	Florida State	94
4.	Footo, Larry (LB)	Michigan	128
5.	Haynes, Verron (FB)	Georgia	166
6.	Mays, Lee (WR)	UTEP	202
7a.	Glover, LaVar (CB)	Cincinnati (Compensatory selection)	212
7b.	Keisel, Brett (DE)	Brigham Young	242

2001 19th Overall (3 offensive, 4 defensive)

Rd	Player	School	Pk[Overall]
1.	Hampton, Casey (DT)	Texas *	19
2.	Bell, Kendrick (LB)	Georgia ** (Choice from New England)	39
3.	<i>Forfeited</i>		
4.	Nkwenti, Mathias (OT)	Temple *	111
		(Choice from N.Y. Jets)	
5.	Okobi, Chukky (C/OG)	Purdue	146
6a.	Bailey, Rodney (DE)	Ohio State *	181
		(Choice from N.Y. Jets)	
6b.	Knight, Roger (LB)	Wisconsin	182
7.	Taylor, Chris (WR)	Texas A&M	218

* Traded from 16th to 19th with N.Y. Jets. Also received Jets' 4th and 6th round choices.

** Traded 50th and 112th picks to New England for their 39th pick.

2000 8th Overall (4 offensive, 5 defensive)

Rd	Player	School	Pk[Overall]
1.	Burruss, Plaxico (WR)	Michigan State	8
2.	Smith, Marvel (DT)	Arizona State	38
3a.	Clancy, Kendrick (DE)	Mississippi	72
3b.	Poteat, Hank (CB)	Pittsburgh (Choice from Oakland)	77
4.	Farmer, Danny (WR)	UCLA	103
5a.	Haggans, Clark (LB)	Colorado State	137
5b.	Martin, Tee (QB)	Tennessee (Compensatory selection)	163
6a.	Combs, Chris (DT)	Duke	173
6b.	Gavadza, Jason (TE)	Kent State (Compensatory selection)	204
7.	<i>Choice to Washington</i>		

1999 13th Overall (5 offensive, 5 defensive, 1 kicker)

Rd	Player	School	Pk[Overall]
1.	Edwards, Troy (WR)	Louisiana Tech	13
2a.	<i>Choice to Minnesota</i>		
2b.	Shields, Scott (S)	Weber State (Choice from Minnesota)	59
3a.	Porter, Joey (LB)	Colorado State (Choice from Washington)	73
3b.	Farris, Kris (T)	UCLA	74
3c.	Zereoue, Amos (RB)	West Virginia (Compensatory selection)	95
4.	Smith, Aaron (DE)	Northern Colorado	109
5a.	Tuman, Jerame (TE)	Michigan (Choice from Indianapolis)	136
5b.	<i>Choice to Oakland</i>		
5c.	Johnson, Malcolm (WR)	Notre Dame (Compensatory selection)	166
6.	<i>Choice to N.Y. Jets</i>		
7a.	Dingle, Antonio (DT)	Virginia (Choice from San Diego)	214
7b.	Kelsay, Chad (LB)	Nebraska	219
7c.	Brown, Kris (K)	Nebraska (Choice from Arizona)	228

1998 26th Overall (5 offensive, 5 defensive)

Rd	Player	School	Pk[Overall]
1.	Faneca, Alan (G)	LSU	26
2a.	Staat, Jeremy (DE)	Arizona State (Choice from Philadelphia)	41
2a.	<i>Choice to N.Y. Jets</i>		
3a.	Conrad, Chris (T)	Fresno State (Choice from San Diego)	66
3b.	<i>Choice to N.Y. Jets</i>		
3c.	Ward, Hines (WR)	Georgia (Compensatory selection)	92
4a.	Townsend, Deshea (CB)	Alabama	117
4b.	King, Carlos (RB)	North Carolina State (Compensatory selection)	123
5a.	Simmons, Jason (CB)	Arizona State	137
5b.	<i>Choice to N.Y. Jets</i>		
6a.	Fuamatu-Ma'afala, Chris (RB)	Utah	178
6b.	Olson, Ryan (LB)	Colorado (Compensatory selection)	186
7a.	<i>Choice to San Francisco</i>		
7b.	Rubio, Angel (DE)	Southeast Missouri State (Compensatory selection)	221

Steelers All-Time Draft Picks

1997 24th Overall (4 offensive, 4 defensive)

Rd	Player	School	Pk(Overall)
1.	Scott, Chad (DB)	Maryland	24
2.	Blackwell, Will (WR)	San Diego State	53
3a.	Wiggins, Paul (T)	Oregon	82
3b.	Vrabel, Mike (DE)	Ohio State (Compensatory selection)	91
4.	<i>Choice to Miami</i>		
5.	Jones, George (RB)	San Diego State	154
6a.	Porter, Daryl (DB)	Boston College	186
6b.	Manuel, Rod (DE)	Oklahoma (Compensatory selection)	199
7.	Adams, Michael (WR)	Texas	223

1996 29th Overall (4 offensive, 5 defensive)

Rd	Player	School	Pk(Overall)
1.	Stephens, Jaimin (T)	North Carolina A&T	29
2.	<i>Choice to St. Louis</i>		
3a.	Conley, Steve (LB)	Arkansas (Choice from St. Louis)	72
3b.	Witman, Jon (RB)	Penn State	92
4a.	Holmes, Earl (LB)	Florida A&M	126
4b.	Arnold, Jahine (WR)	Fresno State (Compensatory selection)	132
5.	Raybon, Israel (DE)	North Alabama	163
6a.	Roye, Orpheus (DE)	Florida State	200
6b.	Fischer, Spence (QB)	Duke (Compensatory selection)	203
7.	Emmons, Carlos (LB)	Arkansas State	242

1995 27th Overall (4 offensive, 5 defensive, 1 kicker)

Rd	Player	School	Pk(Overall)
1.	Bruener, Mark (TE)	Washington	27
2.	Stewart, Kordell (QB)	Colorado	60
3.	Stai, Brenden (G)	Nebraska	91
4a.	Gibson, Oliver (DE)	Notre Dame (Choice from New England)	120
4b.	Jones, Donta (LB)	Nebraska	125
5a.	Flowers, Lethon (DB)	Georgia Tech (Choice from Chicago)	151
5b.	Brown, Lance (DB)	Indiana	161
6.	Miles, Barron (DB)	Nebraska	199
7a.	Bailey, Henry (WR)	UNLV	235
7b.	Ford, Cole (K)	USC (Compensatory selection)	247

1994 17th Overall (5 offensive, 5 defensive)

Rd	Player	School	Pk(Overall)
1.	Johnson, Charles (WR)	Colorado	17
2.	Buckner, Brentson (DE)	Clemson	50
3a.	Gildon, Jason (LB)	Oklahoma State (Choice from Minnesota)	88
3b.	Morris, Bam (RB)	Texas Tech	91
4.	Faumui, Ta'ase (DE)	Hawaii	122
5a.	Bell, Myron (DB)	Michigan State (Choice from Chicago)	140
5b.	Brown, Gary (T)	Georgia Tech	148
6a.	Miller, Jim (QB)	Michigan State	178
6b.	Ravotti, Eric (LB)	Penn State (Choice from Minnesota)	180
7.	Abrams, Brice (RB)	Michigan State	209

1993 23rd Overall (4 offensive, 6 defensive)

Rd	Player	School	Pk(Overall)
1.	Figures, Deon (DB)	Colorado	23
2a.	Brown, Chad (LB)	Colorado (Choice from Indianapolis)	44
2b.	<i>Choice to Indianapolis</i>		
3.	Hastings, Andre (WR)	Georgia	76
4.	Henry, Kevin (DE)	Mississippi State	108
5a.	Palele, Lonnie (G)	UNLV	135
5b.	Woodard, Marc (LB)	Mississippi State (Choice from Dallas)	140
6.	Williams, Willie (DB)	Western Carolina	162
7a.	Zgonina, Jeff (DT)	Purdue (Choice from Washington)	185
7b.	Keith, Craig (TE)	Lenoir-Rhyne	189
8.	Van Pelt, Alex (QB)	Pittsburgh	216

1992 11th Overall (8 offensive, 6 defensive)

Rd	Player	School	Pk(Overall)
1.	Searcy, Leon (T)	Miami (FL)	11
2.	Kirkland, Levon (LB)	Clemson	38
3.	Steed, Joel (NT)	Colorado	67
4.	Davenport, Charles (WR)	North Carolina State	94
5.	Haller, Alan (DB)	Michigan State	123
6.	<i>Choice to San Francisco</i>		
7a.	Campbell, Russ (TE)	Kansas State	179
7b.	Graham, Scottie (RB)	Ohio State (Choice from San Francisco)	188
8a.	Perry, Darren (DB)	Penn State (Choice from Green Bay)	203
8b.	Ismail, Hesham (G)	Florida	206
8c.	Williams, Nate (DT)	Mississippi State (Choice from San Francisco)	215
9.	Webster, Elnardo (LB)	Rutgers	235
10.	Saunders, Mike (RB)	Iowa	262
11.	Gammon, Kendall (G)	Pittsburg State	291
12.	Benton, Cornelius (DB)	Connecticut	318

1991 15th Overall (7 offensive, 5 defensive)

Rd	Player	School	Pk(Overall)
1.	Richardson, Huey (DE)	Florida	15
2.	Graham, Jeff (WR)	Ohio State	46
3.	Mills, Ernie (WR)	Florida	73
4a.	Walker, Sammy (DB)	Texas Tech (Choice from Denver)	88
4b.	<i>Choice to L.A. Raiders</i>		
4c.	Cooper, Adrian (TE)	Oklahoma (Choice from Washington)	103
5.	<i>Choice to San Diego</i>		
6.	Thompson, Leroy (RB)	Penn State	158
7.	Jones, Andre (LB)	Notre Dame	185
8.	Dingman, Dean (G)	Michigan	212
9.	McGonnigal, Bruce (TE)	Virginia	238
10.	Solomon, Ariel (T)	Colorado	269
11.	Thomas, Efrum (DB)	Alabama	296
12.	Brady, Jeff (LB)	Kentucky	323

1990 21st Overall (7 offensive, 6 defensive)

Rd	Player	School	Pk(Overall)
1a.	<i>Choice to Dallas</i>		
1b.	Green, Eric (TE)	Liberty (Choice from Minnesota)	21
2.	Davidson, Kenny (DE)	LSU	43
3a.	O'Donnell, Neil (QB)	Maryland	70
3b.	Veasey, Craig (DT)	Houston (Choice from San Francisco)	81
4.	Calloway, Chris (WR)	Michigan	97
5.	Foster, Barry (RB)	Arkansas	128
6.	Heard, Ron (WR)	Bowling Green	155
7.	Grayson, Dan (LB)	Washington State	182
8.	Dunbar, Karl (DT)	LSU	209
9.	Jones, Gary (DB)	Texas A&M	239
10.	Miles, Eddie (LB)	Minnesota	266
11.	Strzelczyk, Justin (T)	Maine	293
12.	Bell, Richard (RB)	Nebraska	319

1989 7th Overall (5 offensive, 8 defensive)

Rd	Player	School	Pk(Overall)
1a.	Worley, Tim (RB)	Georgia	7
1b.	Ricketts, Tom (T)	Pittsburgh (Choice from Minnesota)	24
2.	Lake, Carnell (S)	UCLA	34
3.	Hill, Derek (WR)	Arizona	61
4.	Williams, Jerrol (LB)	Purdue	91
5.	Arnold, David (S)	Michigan	118
6.	Stock, Mark (WR)	Virginia Military	144
7.	Johnson, D. J. (CB)	Kentucky	174
8.	Asbeck, Chris (NT)	Cincinnati	201
9.	Jenkins, A. J. (DE)	Cal State Fullerton	228
10.	Olsvavsky, Jerry (LB)	Pittsburgh	258
11.	Slater, Brian (WR)	Washington	285
12.	Haselrig, Carlton (DE)	Pitt-Johnstown	312

Steelers All-Time Draft Picks

1988 18th Overall (7 offensive, 6 defensive)

Rd	Player	School	Pk(Overall)
1.	Jones, Aaron (DE)	Eastern Kentucky	18
2.	Dawson, Dermontti (G)	Kentucky	44
3.	Lanza, Chuck (C)	Notre Dame	70
4.	Choice to Kansas		
5a.	Jordan, Darin (LB)	Northeastern (Choice from Phoenix)	121
5b.	Reese, Jerry (NT)	Kentucky	128
6.	Williams, Warren (RB)	Miami (FL)	155
7.	Zeno, Marc (WR)	Tulane	182
8a.	Nichols, Mark (NT)	Michigan State	209
8b.	Hinnant, Mike (TE)	Temple (Choice from San Diego)	211
9.	Lockbaum, Gordie (RB)	Holy Cross	236
10.	Jackson, John (T)	Eastern Kentucky	252
11.	Dawson, Bobby (DB)	Illinois	295
12.	Earle, James (LB)	Clemson	322

1987 10th Overall (6 offensive, 7 defensive)

Rd	Player	School	Pk(Overall)
1.	Woodson, Rod (DB)	Purdue	10
2.	Hall, Delton (DB)	Clemson	38
3.	Lockett, Charles (WR)	Long Beach State	66
4.	Everett, Thomas (DB)	Baylor	94
5.	Nickerson, Hardy (LB)	California	122
6a.	Johnson, Tim (NT)	Penn State (Choice from Tampa Bay)	141
6b.	Lloyd, Greg (LB)	Fort Valley State	150
7.	Kelley, Chris (TE)	Akron	178
8.	Buchanan, Charles (DE)	Tennessee State	205
9.	Clinkscales, Joey (WR)	Tennessee	233
10.	Hoge, Merrill (RB)	Idaho State	261
11.	Oswald, Paul (C)	Kansas	289
12.	Young, Theo (TE)	Arkansas	317

1986 9th Overall (6 offensive, 7 defensive)

Rd	Player	School	Pk(Overall)
1.	Rienstra, John (G)	Temple	9
2.	Williams, Gerald (DE)	Auburn	36
3.	Brister, Bubby (QB)	Louisiana-Monroe	67
4.	Callahan, Bill (DB)	Pittsburgh	94
5a.	Tucker, Erroll (DB)	Utah	122
5b.	Jones, Brent (TE)	Santa Clara (Choice from L.A. Raiders)	135
6.	Bryant, Domingo (DB)	Texas A&M	148
7.	Carter, Rodney (RB)	Purdue	175
8.	Boso, Cap (TE)	Illinois	207
9.	Henton, Anthony (LB)	Troy	234
10.	Seitz, Warren (WR)	Missouri	260
11.	Station, Larry (LB)	Iowa	287
12.	Williams, Mike (LB)	Tulsa	314

1985 20th Overall (4 offensive, 8 defensive, 1 punter)

Rd	Player	School	Pk(Overall)
1.	Sims, Darryl (DE)	Wisconsin	20
2.	Behning, Mark (T)	Nebraska	47
3.	Hobley, Liffort (DB)	LSU	74
4.	Turk, Dan (C)	Wisconsin	101
5a.	Choice to Seattle		
5b.	Jacobs, Cam (LB)	Kentucky (Choice from Washington)	136
6.	Carr, Gregg (LB)	Auburn	160
7.	Andrews, Alan (TE)	Rutgers	187
8.	Newsome, Harry (P)	Wake Forest	214
9a.	Small, Fred (LB)	Washington	241
9b.	Harris, Andre (DB)	Minnesota (Choice from New England)	242
10.	White, Oliver (TE)	Kentucky	268
11.	Matichak, Terry (DB)	Missouri	300
12.	Sanchez, Jeff (DB)	Georgia	327

1984 23rd Overall (10 offensive, 2 defensive)

Rd	Player	School	Pk(Overall)
1.	Lipps, Louis (WR)	Southern Miss	23
2.	Kolodziejski, Chris (TE)	Wyoming	52
3.	Choice to Buffalo through Miami		
4a.	Thompson, Weegie (WR)	Florida State	108
4b.	Long, Terry (G)	East Carolina (Choice from Washington)	111
5.	Hughes, Van (DT)	Texas State	135
6.	Brown, Chris (DB)	Notre Dame	164
7.	Campbell, Scott (QB)	Purdue	191
8.	Rasmussen, Randy (C)	Minnesota	220
9.	Erenberg, Rich (RB)	Colgate	247
10.	McJunkin, Kirk (T)	Texas	276
11.	Veals, Elton (RB)	Tulane	303
12.	Gillespie, Ferdnars (RB)	William Jewell	332

1983 21st Overall (9 offensive, 5 defensive)

Rd	Player	School	Pk(Overall)
1.	Rivera, Gabe (DT)	Texas Tech	21
2.	Capers, Wayne (WR)	Kansas	52
3.	Seabaugh, Todd (LB)	San Diego State	79
4.	Metcalfe, Bo (DB)	Baylor	106
5a.	Skansi, Paul (WR)	Washington	133
5b.	Garrity, Gregg (WR)	Penn State (Choice from Washington)	140
6.	Williams, Eric (DB)	North Carolina State	164
7.	Kirchner, Mark (G)	Baylor	191
8a.	Odom, Henry (RB)	South Carolina State (Choice from Denver)	199
8b.	Dunaway, Craig (TE)	Michigan	218
9.	Wingie, Blake (G)	UCLA	244
10.	Straughter, Roosevelt (DB)	Louisiana-Monroe	275
11.	Raugh, Mark (TE)	West Virginia	302
12.	Wiley, Roger (RB)	Sam Houston State	330

1982 12th Overall (6 offensive, 7 defensive, 1 kicker)

Rd	Player	School	Pk(Overall)
1.	Abercrombie, Walter (RB)	Baylor	12
2.	Meyer, John (T)	Arizona State	43
3.	Merriveather, Mike (LB)	Pacific	70
4.	Woods, Rick (DB)	Boise State	97
5.	Dallafior, Ken (T)	Minnesota	124
6a.	Perko, Mike (DT)	Utah State	155
6b.	Bingham, Craig (LB)	Syracuse (Choice from San Francisco)	167
7a.	Nelson, Edmund (DT)	Auburn	172
7b.	Boures, Emil (C)	Pittsburgh	182
8.	Goodson, John (P)	Texas	209
9.	Hirn, Mike (TE)	Central Michigan	236
10.	Sunseri, Sal (LB)	Pittsburgh	267
11.	Abdul-Sabor, Mikal (G)	Morgan State	293
12.	Hughes, Al (DE)	Western Michigan	320

1981 17th Overall (6 offensive, 5 defensive)

Rd	Player	School	Pk(Overall)
1.	Gary, Keith (DE)	Oklahoma	17
2.	Washington, Anthony (DB)	Fresno State	44
3.	Donnalley, Rick (C)	North Carolina	73
4.	Martin, Robbie (WR)	Cal Poly	100
5.	Martin, Ricky (WR)	New Mexico	127
6.	Hinkle, Bryan (LB)	Oregon	156
7.	Little, David (LB)	Florida	183
8.	Wilson, Frank (RB)	Rice	209
9.	Hunter, James (T)	USC	239
10.	Mayock, Mike (DB)	Boston College	265
11.	Trociano, Rick (QB)	Pittsburgh	292
12.	Choice to San Francisco		

Steelers All-Time Draft Picks

1980 28th Overall (10 offensive, 5 defensive)

Rd	Player	School	Pk(Overall)
1.	Malone, Mark (QB)	Arizona State	28
2a.	Kohrs, Bob (LB)	Arizona State	35
		<i>(Choice from N.Y. Giants)</i>	
2b.	Goodman, John (DE)	Oklahoma	56
3.	Sydnor, Ray (TE)	Wisconsin	83
4.	Hurley, Bill (QB)	Syracuse	110
5.	Wolfley, Craig (G)	Syracuse	138
6.	Ilkin, Tunch (C)	Indiana State	165
7.	Johnson, Nate (WR)	Hillsdale	193
8.	Walton, Ted (DB)	Connecticut	221
9.	McCall, Ron (WR)	Arkansas-Pine Bluff	249
10a.	Wilson, Woodrow (DB)	North Carolina State	250
		<i>(Choice from San Francisco)</i>	
10b.	Fritz, Ken (G)	Ohio State	277
11.	Pollard, Frank (RB)	Baylor	305
12a.	Vaclavik, Charles (DB)	Texas	306
		<i>(Choice from San Francisco)</i>	
12b.	McGriff, Tyrone (G)	Florida A&M	333

1979 28th Overall (8 offensive, 6 defensive, 1 kicker)

Rd	Player	School	Pk(Overall)
1.	Hawthorne, Greg (RB)	Baylor	28
2.	Valentine, Zack (LB)	East Carolina	56
3.	Forfeited		
4a.	Davis, Russell (RB)	Michigan	86
		<i>(Choice from Tampa Bay)</i>	
4b.	Sweeney, Calvin (WR)	USC	110
5.	Board, Dwayne (DE)	North Carolina A&T	137
6a.	Murrell, Bill (TE)	Winston-Salem	157
		<i>(Choice from San Diego)</i>	
6b.	Woodruff, Dwayne (DB)	Louisville	161
		<i>(Choice from New England)</i>	
6c.	Bahr, Matt (K)	Penn State	165
7.	Kimball, Bruce (G)	Massachusetts	192
8.	Graves, Tom (LB)	Michigan State	220
9.	Kirk, Richard (DE)	Denison	248
10.	Thompson, Tod (TE)	Brigham Young	275
11.	Moore, Charlie (C)	Wichita State	303
12a.	Smith, Ed (LB)	Vanderbilt	322
		<i>(Choice from Philadelphia)</i>	
12b.	Almond, Mike (WR)	Northwestern State	330

1978 22nd Overall (6 offensive, 6 defensive, 2 kicker)

Rd	Player	School	Pk(Overall)
1.	Johnson, Ron (DB)	Eastern Michigan	22
2.	Fry, Willie (DE)	Notre Dame	49
3.	Colquitt, Craig (P)	Tennessee	76
4.	Anderson, Larry (DB)	Louisiana Tech	101
5.	Choice to Green Bay		
6.	Reutershan, Randy (WR)	Pittsburgh	160
7.	Dufresne, Mike (TE)	Nebraska	187
8a.	Moser, Rick (RB)	Rhode Island	208
		<i>(Choice from St. Louis)</i>	
8b.	Keys, Andre (WR)	Cal Poly	214
9.	Reynolds, Lance (T)	Brigham Young	241
10a.	Becker, Doug (LB)	Notre Dame	268
10b.	Jurich, Tom (K)	Northern Arizona	276
		<i>(Choice from Oakland)</i>	
11a.	Terry, Nat (DB)	Florida State	279
		<i>(Choice from Tampa Bay)</i>	
11b.	Brzoza, Tom (C)	Pittsburgh	300
12.	Carr, Brad (LB)	Maryland	327

1977 21st Overall (10 offensive, 8 defensive)

Rd	Player	School	Pk(Overall)
1.	Cole, Robin (LB)	New Mexico	21
2.	Thornton, Sidney (RB)	Northwestern State	48
3a.	Beasley, Tom (DT)	Virginia Tech	60
		<i>(Choice from N.Y. Jets)</i>	
3b.	Smith, Jim (WR)	Michigan	75
4a.	Petersen, Ted (C)	Eastern Illinois	93
		<i>(Choice from Green Bay)</i>	
4b.	Smith, Laverne (RB)	Kansas	99
		<i>(Choice from Chicago)</i>	
4c.	Audick, Dan (G)	Hawaii	106
5a.	Stoudt, Cliff (QB)	Youngstown State	121
		<i>(Choice from Kansas City)</i>	
5b.	Courson, Steve (G)	South Carolina	125
		<i>(Choice from Detroit)</i>	
5c.	Winston, Dennis (LB)	Arkansas	132
6.	Harris, Paul (LB)	Alabama	159
7.	Frisch, Randy (DT)	Missouri	186
8.	August, Phil (WR)	Miami (FL)	217
9.	Kelly, Roosevelt (TE)	Eastern Kentucky	244
10a.	Cowans, Alvin (DB)	Florida	253
		<i>(Choice from Buffalo)</i>	
10b.	LaCrosse, Dave (LB)	Wake Forest	271
11.	West, Lou (DB)	Cincinnati	298
12.	Stephens, Jimmy (TE)	Florida	310
		<i>(Choice from Seattle)</i>	

1976 28th Overall (13 offensive, 9 defensive)

Rd	Player	School	Pk(Overall)
1.	Cunningham, Bennie (TE)	Clemson	28
2a.	Pinney, Ray (C)	Washington	37
		<i>(Choice from Chicago)</i>	
2b.	Kruczek, Mike (QB)	Boston College	47
		<i>(Choice from Baltimore)</i>	
2c.	Files, James (C)	McNeese State	56
3a.	Coder, Ron (DT)	Penn State	70
		<i>(Choice from Green Bay)</i>	
3b.	Pough, Ernest (WR)	Texas Southern	88
4a.	Monds, Wonder (DB)	Nebraska	112
		<i>(Choice from Baltimore)</i>	
4b.	Bell, Theo (WR)	Arizona	120
5.	Norton, Rodney (LB)	Rice	152
6a.	Dunn, Gary (DT)	Miami (FL)	159
		<i>(Choice from San Diego)</i>	
6b.	Deloplaire, Jack (RB)	None	182
7.	Burton, Barry (TE)	Vanderbilt	209
8.	McAleney, Ed (DT)	Massachusetts	237
9.	Gains, Wentford (DB)	Cincinnati	265
10.	Campbell, Gary (LB)	Colorado	291
11.	Fuchs, Rolland (RB)	Arkansas	319
12.	Carroll, Bill (WR)	Texas A&M-Commerce	347
13.	Kain, Larry (TE)	Ohio State	375
14.	Fields, Wayne (DB)	Florida	403
15.	Davis, Mel (DE)	North Texas	431
16.	Butts, Randy (WR)	Nebraska-Kearney	459
17.	Kirk, Kelvin (RB)	Dayton	487

MEDIA INFORMATION

FOOTBALL STAFF

2017 PLAYERS

2016 IN REVIEW

STEELERS HISTORY

RECORDS

Steelers All-Time Draft Picks

1975 26th Overall (12 offensive, 9 defensive)

Rd	Player	School	Pk(Overall)
1.	Brown, Dave (DB)	Michigan	26
2.	Barber, Bob (DE)	Grambling State	51
3.	White, Walter (TE)	Maryland	78
4.	Evans, Harold (LB)	Houston	104
5.	Sexton, Brent (DB)	Elon	130
6.	Crenshaw, Marvin (T)	Nebraska	156
7.	Mattingly, Wayne (T)	Colorado	182
8a.	Kropp, Tom (LB)	Nebraska-Kearney <i>(Choice from Kansas City)</i>	190
8b.	Humphrey, Al (DE)	Tulsa	208
9a.	Clark, Eugene (G)	UCLA <i>(Choice from New England)</i>	222
9b.	Reimer, Bruce (RB)	North Dakota State	234
10a.	Heyer, Kirt (DT)	Nebraska-Kearney <i>(Choice from New England)</i>	247
10b.	Gray, Archie (WR)	Wyoming	260
11.	Little, Randy (TE)	West Liberty State	286
12.	Murphy, Greg (DE)	Penn State	312
13.	Gaddis, Robert (WR)	Mississippi Valley State	337
14.	Collier, Mike (RB)	Morgan State	364
15a.	Thatcher, James (WR)	Langston <i>(Choice from Kansas City)</i>	371
15b.	Smith, Marty (DT)	Louisville	390
16.	Bassler, Miller (TE)	Houston	415
17.	Hegener, Stan (G)	Nebraska	442

1974 21st Overall (11 offensive, 10 defensive)

Rd	Player	School	Pk(Overall)
1.	Swann, Lynn (WR)	USC	21
2.	Lambert, Jack (LB)	Kent State	46
3.	<i>Choice to Oakland</i>		
4a.	Stallworth, John (WR)	Alabama A&M <i>(Choice from Chicago)</i>	82
4b.	Allen, Jim (DB)	UCLA	100
5.	Webster, Mike (C)	Wisconsin	125
6a.	Wolfe, Jim (DE)	Prairie View A&M <i>(Choice from Cleveland)</i>	149
6b.	Druschel, Rick (G)	North Carolina State	150
7a.	Sitterle, Allen (T)	North Carolina State <i>(Choice from New England)</i>	165
7b.	Garske, Scott (TE)	Eastern Washington	179
8.	Gefert, Mark (LB)	Purdue	204
9a.	Reamon, Tommy (RB)	Missouri <i>(Choice from Denver)</i>	223
9b.	Davis, Charles (T)	TCU	229
10a.	Kregel, Jim (G)	Ohio State <i>(Choice from New England)</i>	243
10b.	Atkinson, Dave (DB)	Brigham Young	254
11.	Morton, Dick (RB)	Arkansas	283
12.	Lickiss, Hugh (LB)	Simpson	308
13.	Kolch, Frank (QB)	Eastern Michigan	333
14.	Henley, Bruce (DB)	Rice	358
15.	Hunt, Larry (DT)	Iowa State	387
16.	Morgan, Octavus (LB)	Illinois	412
17.	Moore, Larry (DE)	Angelo State	437

1973 24th Overall (7 offensive, 13 defensive)

Rd	Player	School	Pk(Overall)
1.	Thomas, J.T. (DB)	Florida State	24
2.	Phares, Ken (DB)	Mississippi State	50
3.	Bernhardt, Roger (G)	Kansas	76
4.	Clark, Gail (LB)	Michigan State	102
5a.	Reavis, Dave (DE)	Arkansas <i>(Choice from New Orleans)</i>	106
5b.	Clark, Larry (LB)	Northern Illinois	128
6a.	Bell, Ron (RB)	Illinois State <i>(Choice from Denver)</i>	140
6b.	Scolnik, Glenn (WR)	Indiana	154
7.	Dorsey, Nate (DE)	Mississippi Valley State	180
8a.	Toews, Loren (LB)	California <i>(Choice from Denver)</i>	192
8b.	Janssen, Bill (T)	Nebraska	206
9.	Bonham, Bracey (G)	North Carolina Central	232
10.	Wunderly, Don (DT)	Arkansas	258
11.	White, Bob (DB)	Arizona	284
12.	Lee, Willie (RB)	Indiana State	310
13.	Ferguson, Rick (WR)	Kansas State	336
14.	Cowan, Roger (DE)	Stanford	362
15.	Cross, Charles (DB)	Iowa	388
16.	Nardi, Glen (DT)	Navy	414
17.	Shannon, Mike (DT)	Oregon State	440

1972 13th Overall (11 offensive, 9 defensive)

Rd	Player	School	Pk(Overall)
1.	Harris, Franco (RB)	Penn State	13
2.	Gravelle, Gordon (T)	Brigham Young	38
3.	McMakin, John (TE)	Clemson	63
4a.	Brinkley, Lorenzo (DB)	Missouri <i>(Choice from N.Y. Giants)</i>	80
4b.	Bradley, Ed (LB)	Wake Forest	88
5.	Furness, Steve (DE)	Rhode Island	113
6.	Meyer, Dennis (DB)	Arkansas State	143
7a.	Colquitt, Joe (DE)	Kansas State <i>(Choice from N.Y. Giants)</i>	159
7b.	Kelly, Robert (DB)	Jackson State	168
8.	Vincent, Stahle (RB)	Rice	193
9.	Kelley, Don (DB)	Clemson	217
10.	Brown, Bob (DT)	Tampa	243
11.	Gilliam, Joe (DB)	Tennessee State	273
12.	Curl, Ron (T)	Michigan State	298
13.	Messmer, Ernie (T)	Villanova	323
14.	Durrance, Tom (RB)	Florida	348
15a.	Hulecki, John (G)	Massachusetts <i>(Choice from Houston)</i>	368
15b.	Harrington, Charles (G)	Wichita State	373
16.	Hawkins, Nate (WR)	UNLV	403
17.	Linehan, Ron (LB)	Idaho	428

Steelers All-Time Draft Picks

1971 8th Overall (12 offensive, 9 defensive, 1 kicker)

Rd	Player	School	Pk(Overall)
1.	Lewis, Frank (WR)	Grambling State	8
2.	Ham, Jack (LB)	Penn State	34
3.	Davis, Steve (RB)	Delaware State	60
4a.	Mullins, Gerry (TE)	USC	86
4b.	White, Dwight (DE)	Texas A&M-Commerce <i>[Choice from Baltimore]</i>	104
5a.	Brown, Larry (TE)	Kansas <i>[Choice from New Orleans]</i>	106
5b.	Holmes, Mel (T)	North Carolina A&T	112
5c.	Anderson, Ralph (DB)	West Texas A&M	126
6.		<i>[Choice from Miami]</i>	
5d.	Brister, Fred (LB)	Mississippi <i>[Choice from Minnesota]</i>	128
6.	Hanneman, Craig (T)	Oregon State	138
7.	McClure, Worthly (T)	Mississippi	164
8a.	Crowe, Larry (RB)	Texas Southern <i>[Choice from New Orleans]</i>	184
8b.	Rogers, Paul (K)	Nebraska	190
8c.	Holmes, Ernie (DT)	Texas Southern <i>[Choice from Miami]</i>	203
9.	Anderson, Mike (LB)	LSU	216
10.	O'Shea, Jim (TE)	Boston College	242
11.	Wagner, Mike (DB)	Western Illinois	268
12.		<i>Choice to Baltimore</i>	
13.	Young, Al (WR)	South Carolina State	320
14.	Evans, McKinney (DB)	New Mexico Highlands	346
15.	Makin, Ray (G)	Kentucky	372
16.	Huntley, Walter (DB)	Trinity (TX)	398
17.	Ehle, Dan (RB)	Howard Payne	424

1970 1st Overall (10 offensive, 9 defensive)

Rd	Player	School	Pk(Overall)
1.	Bradshaw, Terry (QB)	Louisiana Tech	1
2.	Shanklin, Ron (WR)	North Texas	28
3.	Blount, Mel (DB)	Southern University	53
4a.	George, Ed (T)	Wake Forest	80
4b.	Evenson, Jim (RB)	Oregon	93
5.	Staggers, Jon (DB)	Missouri	105
6a.	Barrera, Manuel (LB)	Kansas State	132
6b.	Kegler, Clarence (T)	South Carolina State <i>[Choice from Minnesota]</i>	155
7.	Griffin, Danny (RB)	Texas-Arlington	157
8.	Smith, Dave (WR)	Indiana (PA)	184
9.	Crennel, Carl (LB)	West Virginia	209
10.	Brown, Isaiah (DB)	Stanford	236
11.	Hunt, Calvin (C)	Baylor	261
12.	Sharp, Rick (DT)	Washington	288
13.	Main, Billy (RB)	Oregon State	313
14.	Askon, Bert (LB)	Texas Southern	340
15.	Keppy, Glen (DT)	Wisconsin-Platteville	365
16.	Yanossy, Frank (DT)	Tennessee	392
17.	Key, Harry (TE)	Mississippi Valley State	417

1969 4th Overall (9 offensive, 7 defensive, 1 kicker)

Rd	Player	School
1.	Greene, Joe (DT)	North Texas State
2a.	Hanratty, Terry (QB)	Notre Dame
2b.	Bankston, Warren (RB)	Tulane <i>[Choice from San Francisco]</i>
3.	Kalb, Jon (C)	Oklahoma State
4.	Campbell, Bob (RB)	Penn State
5.		<i>Choice to St. Louis</i>
		<i>Choice to Green Bay</i>
7a.	Beatty, Charles (DB)	North Texas State
7b.	Brown, Chadwick (OT)	East Texas State
8.	Cooper, Joe (WR)	Tennessee State
9.	Sodaski, John (DB)	Villanova
10.	Greenwood, L.C. (DE)	Arkansas AM & N
11.	Washington, Clarence (DT)	Arkansas AM & N
12.	Fisher, Doug (LB)	San Diego State
13.	Lynch, John (LB)	Drake
14.	Houmar, Bob (RB)	Ohio U
15.	Liberto, Ken (WR)	Louisiana Tech
16.	Mosley, Dock (WR)	Alcorn A & M
17.	Eppright, Bill (K)	Kent State

1968 10th Overall (8 offensive, 6 defensive, 1 kicker)

Rd	Player	School
1.	Taylor, Mike (OT)	Southern California
2.	Ruple, Ernie (OT)	Arkansas
3a.		<i>Choice to Cleveland</i>
3b.	Henderson, Jon (WR)	Colorado State
		<i>[Choice from Minnesota]</i>
3c.	Herbert, Ken (K)	Houston <i>[Choice from Los Angeles]</i>
4.		<i>Choice to Green Bay</i>
5.		<i>Choice to Green Bay</i>
6.		<i>Choice to Atlanta</i>
7a.	Dalton, Doug (RB)	New Mexico State
7b.	Glennon, Bill (DT)	Washington <i>[Choice from Los Angeles]</i>
8.	Holman, Danny (QB)	San Jose State
9.	Knight, John (DE)	Weber State
10.		<i>Choice to Cleveland</i>
11.	King, Kim (RB)	Georgia Tech
12.	Wheeler, Sam (LB)	Wisconsin
13.	Roundy, Joe (G)	Puget Sound
14.	Harris, Lou (DB)	Kent State
15.	Lanning, Bob (DE)	North Montana
16.	Bleier, Rocky (RB)	Notre Dame
17.	Cole, Bob (LB)	South Carolina

1967 9th Overall (11 offensive, 3 defensive)

Rd	Player	School
1.		<i>Choice to Green Bay</i>
2.	Shy, Don (RB)	San Diego State
3a.		<i>Choice to San Francisco</i>
3b.	Freitas, Rockne (C)	Oregon <i>[Choice from Philadelphia]</i>
4.	May, Ray (LB)	Southern California
5.		<i>Choice to Green Bay</i>
6.		<i>Choice to Atlanta</i>
6a.	Haggerty, Mikey (OT)	Miami (Fla.)
7.		<i>Choice to Washington</i>
8a.	Barnes, Mike (OT)	Purdue
8b.	Fouria, John (QB)	Idaho <i>[Choice from Minnesota]</i>
9.	Otis, Paul (OT)	Houston
10.	Wisley, Bill (LB)	Fresno State
11.	Whitcomb, Jim (WR)	Emporia State (Kan.)
12.		<i>Choice to Baltimore</i>
13.	Homan, Jim (G)	Southern California
14.	Anderson, Chet (TE)	Minnesota
15.	Love, Mike (RB)	Abilene Christian
16.	Smith, Bill (C)	Oregon
17.	Davenport, Mike (RB)	Wyoming

1966 3rd Overall (14 offensive, 1 defensive)

Rd	Player	School
1.	Leftridge, Dick (RB)	West Virginia
2.	Gagner, Larry (G)	Florida
3.	Killorin, Pat (C)	Syracuse
4.		<i>Choice to Chicago</i>
5.		<i>Choice to Detroit</i>
6.		<i>Choice to Minnesota</i>
7.	Boozer, Emerson (RB)	Maryland State
8.		<i>Choice to New York</i>
9.	Stewart, Dale (WR)	Pittsburgh
10.	Marion, Jerry (RB)	Wyoming
11.	Washington, Charley (RB)	Grambling
12.		<i>Choice to Dallas</i>
13.	Dial, Benjy (DB)	Eastern New Mexico
14.	Novogratz, Joe (LB)	Pittsburgh
15.	Dobson, Joe (OT)	Idaho
16.	Long, Jim (WR)	Purdue
17.	Brundage, Mike (QB)	Oregon
18.	Lucas, Kenny (DB)	Pittsburgh
19.	Neilson, Dave (QB)	Albion
20.	Springer, Ron (OT)	Albion

Steelers All-Time Draft Picks

1965 3rd Overall

Rd	Player	School
1.	Choice to Chicago	—
2.	Jefferson, Roy (WR)	Utah
3.	Choice to New York	—
4.	Choice to Detroit	—
5.	Choice to Green Bay	—
6.	Choice to Green Bay	—
7.	Browning, Charlie (RB)	Washington
8.	Howley, Bill (E)	Pittsburgh
9.	Neville, Tom (T)	Mississippi State
10.	Tobey, Dave (C)	Oregon
11.	Molden, Frank (T)	Jackson State
12.	Lofquist, Craig (B)	Minnesota
13.	Wilburn, J.R. (B)	South Carolina
14.	Butler, Jim (B)	Edward Waters
15.	Carrell, John (T)	Texas Tech
16.	Dusenbury, Doug (K)	Kansas State
17.	Canale, Whit (B)	Tennessee
18.	Howard, Bob (B)	Stanford
19.	Price, Lonnie (B)	Southwestern Louisiana
20.	Fertig, Craig (QB)	South Carolina

1964 10th Overall

Rd	Player	School
1.	Martha, Paul (B)	Pittsburgh
2a.	Choice to Chicago	—
2b.	Kelly, Jim (E)	Notre Dame
	(Choice from Chicago)	
3.	Baker, Ralph (LB)	Penn State
4.	McGee, Ben (T)	Jackson State
5.	Alley, T.W.(T)	William & Mary
6.	Gibson, Tom (G)	South Carolina
7.	Smith, Bobby (B)	North Texas State
8.	Currington, Bob (B)	North Carolina College
9.	Nichols, Bob (T)	Stanford
10.	Choice to Cleveland	—
11.	Soleau, Bob (G)	William & Mary
12.	Sherman, Bob (B)	Iowa
13.	Baker, Glenn (T)	Washington State
14.	Jenkins, Tom (G)	Ohio State
15.	Brown, Barry (E)	Florida
16.	Kesler, Ed (B)	North Carolina
17.	Shaw, Dennis (C)	Detroit
18.	Dobbins, Oliver (B)	Morgan State
19.	Marshall, Don (T)	Lehigh
20.	Generalovich, Brian (E)	Pittsburgh

1963 11th Overall

Rd	Player	School
1.	Choice to Chicago	—
2.	Choice to Baltimore	—
3.	Choice to Green Bay	—
4.	Choice to Chicago	—
5.	Choice to Los Angeles	—
6.	Choice to Chicago	—
7.	Choice to Green Bay	—
8.	Atkinson, Frank (T)	Stanford
9.	Carrington, Gene (T)	Boston College
10.	Nelsen, Bill (QB)	Southern California
11.	Dixon, Hewritt (B)	Florida A & M
12.	Curry, Roy (B)	Jackson State
13.	Gray, Hal (LB)	Los Angeles State
14.	Dickerson, Bob (E)	Bethune-Cookman
15.	Szykowny, Matt (QB)	Iowa
16.	Russell, Andy (LB)	Missouri
17.	Stein, Tim (C)	Miami (Ohio)
18.	Bradshaw, Jim (B)	Chattanooga
19.	Berg, Roger (T)	St. Thomas (Minn.)
20.	Traficant, Jim (QB)	Pittsburgh

1962 5th Overall

Rd	Player	School
1.	Ferguson, Bob (B)	Ohio State
2.	Choice to Chicago	—
3.	Choice to Los Angeles	—
4.	Choice to Detroit	—
5.	Choice to Baltimore	—
6.	Choice to San Francisco	—
7.	Collins, Jack (B)	Texas
8.	Ballman, Gary (B)	Michigan State
9.	Powers, John (E)	Notre Dame
10.	Vignali, Larry (G)	Pitt
11.	Willis, Bob (E)	California
12.	Mudie, Sam (QB)	Rutgers
13.	Woodward, Dave (T)	Auburn
14.	Whittaker, Jim (E)	Nevada
15.	Hatch, Vern (E)	North Carolina College
16.	Ply, Bobby (DB)	Baylor
17.	Tucker, Nat (B)	Florida A & M
18.	Yarbrough, Darrell (T)	Northwest Louisiana State
19.	Kuprok, John (E)	Pittsburgh
20.	Knight, John (B)	Valparaiso

1961 6th Overall

Rd	Player	School
1.	Choice to San Francisco	—
2.	Pottios, Myron (LB)	Notre Dame
3.	Choice to Detroit	—
4.	Choice to San Francisco	—
5.	Choice to Baltimore	—
6.	Choice to Los Angeles	—
7.	Hoak, Dick (B)	Penn State
8.	Balthazar, George (T)	Tennessee A & I
9.	Choice to San Francisco	—
10.	Mack, Bill (B)	Notre Dame
11.	Clement, Henry (B)	North Carolina
12.	Jackunas, Frank (T)	Detroit
13.	Choice to San Francisco	—
14.	Schmitz, Bob (LB)	Montana State
15.	McCown, Ray (B)	West Texas State
16.	Scott, Wilbert (B)	Indiana
17.	Nofsinger, Terry (QB)	Utah
18.	Simko, John (E)	Augustana [S.D.]
19.	Wyatt, Bernie (B)	Iowa
20.	Jones, Mike (B)	San Jose State

1960 6th Overall

Rd	Player	School
1.	Spikes, Jack (B)	TCU
2.	Choice to Cleveland	—
3.	Choice to Los Angeles	—
4.	Choice to Detroit	—
5.	Choice to Chicago Cardinals	—
6.	Choice to Los Angeles	—
7.	Dennis, Lonnie (G)	Brigham Young
8.	Lanphear, Dan (G)	Wisconsin
9.	Harris, Marshall (B)	TCU
10.	Kapele, John (T)	Brigham Young
11.	Choice to San Francisco	—
12.	Butler, Earl (T)	North Carolina
13.	Womack, Joe (B)	Los Angeles State
14.	Keys, Brady (B)	Colorado State
15.	Essenmacker, Larry (T)	Alma
16.	Ames, Dave (B)	Richmond
17.	Chamberlain, Dale (B)	Miami (Ohio)
18.	Lee, Charley (T)	Iowa
19.	Turley, Howard (E)	Louisville
20.	Harshberger, George (T)	Wichita

Steelers All-Time Draft Picks

1959 5th Overall

Rd	Player	School
1.	<i>Choice to San Francisco</i>	—
2.	<i>Choice to Detroit</i>	—
3.	<i>Choice to Los Angeles</i>	—
4.	<i>Choice to Los Angeles</i>	—
5.	<i>Choice to Green Bay</i>	—
6.	<i>Choice to Detroit</i>	—
7.	<i>Choice to Washington</i>	—
8.	Barnett, Tom (B)	Purdue
9.	Davis, Hal (G)	Houston
10.	Gunnels, Riley (T)	Georgia
11.	Curtis, Overton (B)	Utah State
12.	Pavliska, Bill (B)	Baylor
13.	Bohling, Dewey (B)	Hardin-Simmons
14.	Peppercorn, John (E)	Kansas
15.	Brodnax, John (B)	LSU
16.	Carrico, Bill (G)	North Texas State
17.	Leeke, Bill (T)	UCLA
18.	Seinturier, John (T)	Southern California
19.	Kocourek, Dave (E)	Wisconsin
20.	Hayes, Rudy (B)	Clemson
21.	Green, Johnny (OB)	Chattanooga
22.	Polk, Burley (T)	Hardin-Simmons
23.	Davie, Ernye (B)	McMurry (Tex.)
24.	Farmer, Wayne (T)	Purdue
25.	Miller, Ron (E)	Vanderbilt
26.	Scott, John (T)	Ohio State
27.	Tolar, Charley (B)	Northwestern Louisiana
28.	Hall, Ronnie (B)	Missouri Valley
29.	Loncar, Dick (T)	Notre Dame
30.	Fjerstad, Willus (B)	Minnesota

1958 9th Overall

Rd	Player	School
1.	<i>Choice to San Francisco</i>	—
2.	Krutko, Larry (B)	West Virginia
3.	Krisher, Bill (G)	Oklahoma
4.	<i>Choice to Los Angeles</i>	—
5.	<i>Choice to Los Angeles</i>	—
6.	Lasse, Dick (E)	Syracuse
7.	<i>Choice to Baltimore</i>	—
8.	<i>Choice to Detroit</i>	—
9.	<i>Choice to Detroit</i>	—
10.	Campbell, Dick (D)	Marquette
11.	Aldrich, Larry (E)	Idaho
12.	Reed, Leroy (B)	Mississippi
13.	<i>Choice to San Francisco</i>	—
14.	Jennings, Doyle (T)	Oklahoma
15.	Sears, Ed (B)	Florida
16.	Perkins, John (T)	Mississippi Southern
17.	Lewis, Joe (T)	Compton JC (Calif.)
18.	<i>Choice to Detroit</i>	—
19.	Keady, Gene (B)	Kansas State
20.	Johnson, George (T)	Wake Forest
21.	Jones, Everett (G)	Utah
22.	Thompson, Bill (E)	Duke
23.	Trowbridge, Ken (B)	North Carolina State
24.	Roberts, Norm (E)	East Texas State
25.	Groce, Bill (B)	North Texas State
26.	Evans, Jon (E)	Oklahoma A & M
27.	Dellinger, Floyd (B)	Texas Tech
28.	Akin, Dean (E)	Jacksonville State (Ala.)
29.	Fuquay, Mert (E)	Baylor
30.	Scherer, Dick (E)	Pittsburgh

1957 5th Overall

Rd	Player	School
1.	Dawson, Lenny (OB)	Purdue
2.	Michael, Bill (T)	Ohio State
3.	Owens, Don (T)	Mississippi Southern
4.	<i>Choice to Washington</i>	—
5.	Richards, Perry (E)	Detroit
6.	Volkert, George (B)	Georgia Tech
7.	Johnson, Curley (B)	Houston
8.	<i>Choice to Chicago Bears</i>	—
9.	Hutchings, Charley (T)	Miami (Fla.)
10.	Jelic, Ralph (B)	Pittsburgh
11.	Hughes, Dick (B)	Tulsa
12.	Ellison, Vern (G)	Oregon State
13.	Underwood, Dwaine (T)	Oklahoma A & M
14.	Crawford, Jim (B)	Wyoming
15.	Canil, Herman (T)	Pittsburgh
16.	<i>Choice to Baltimore</i>	—
17.	Salvaterra, Cormy (B)	Pittsburgh
18.	Bigbee, Len (E)	East Texas State
19.	Bennett, Phil (E)	Miami (Fla.)
20.	Szuchan, John (T)	North Carolina State
21.	Cichowski, Gene (OB)	Indiana
22.	Thomas, Aurelius (G)	Ohio State
23.	Pollock, Bob (T)	Pittsburgh
24.	Francis, Gary (E)	Illinois
25.	Hinesley, Jim (E)	Michigan State
26.	Swann, Bob (T)	Vanderbilt
27.	Konkoly, Bob (B)	Xavier
28.	Kolinsky, Frank (T)	Tennessee
29.	Ramage, Tom (G)	Utah State
30.	Serier, Don (E)	Arkansas State

1956 5th Overall

Rd	Player	School
<i>Bonus Choice:</i> Glick, Gary (B) Colorado State		
1.	Davis, Art (B)	Mississippi State
2.	Krupa, Joe (T)	Purdue
3.	Taylor, Jim (C)	Baylor
4.	Murley, Dick (G)	Purdue
5.	Murakowski, Bill (B)	Purdue
6.	Taylor, Ray (B)	TCU
7.	Gaspari, Dick (C)	George Washington
8.	Wellman, Vere (G)	Wichita
9.	Edmonds, Wayne (G)	Notre Dame
10.	Baldacci, Lou (B)	Michigan
11.	<i>Choice to Detroit</i>	—
12.	Tarasovic, Phil (E)	Yale
13.	Holley, Weldon (B)	Baylor
14.	Emmons, Jim (T)	Alabama
15.	<i>Choice to San Francisco</i>	—
16.	Reed, Lionel (B)	Central Oklahoma State
17.	Schmitt, Bill (G)	Pittsburgh
18.	Stephans, John (B)	Holy Cross
19.	Jacobs, Jerry (G)	Florida State
20.	Glatz, Fred (E)	Pittsburgh
21.	Martell, Gene (T)	Notre Dame
22.	DiPasquale, Ray (B)	Pittsburgh
23.	Neft, Pete (OB)	Pittsburgh
24.	Ingram, Bryan (E)	TCU
25.	O'Dell, Bill (B)	Clemson
26.	Sweeney, Frank (G)	Xavier
27.	Benson, Buddy (B)	Arkansas
28.	DeGraaf, Bill (B)	Cornell
29.	Thompson, Wes (T)	Alabama

Steelers All-Time Draft Picks

1955 6th Overall

Rd	Player	School
1.	Varrichione, Frank (T)	Notre Dame
2.	Choice to Los Angeles	—
3.	Bernet, Ed (E)	SMU
4.	Broussard, Fred (C)	Texas A & M & Northwestern Louisiana
5.	Mason, George (T)	Alabama
6.	Harkey, Lem (B)	Emporia
7.	Reeve, Hal (T)	Oregon
8.	Choice to Detroit	—
9.	Unitas, John (QB)	Louisville
10.	Boyle, Terry (T)	Cincinnati
11.	Eaton, Vic (QB)	Missouri
12.	Cooke, Jim (E)	Lincoln (Pa.)
13.	Whitmer, Jim (B)	Purdue
14.	Byrne, John (G)	John Carroll
15.	Duckett, Ellis (B)	Michigan State
16.	Vincent, Frank (C)	Glenville State (W. Va.)
17.	Merchant, Ed (B)	Miami (Ohio)
18.	Maier, George (G)	Marshall
19.	Smith Ed (B)	Texas Southern
20.	Matykiewicz, Lou (E)	Iowa
21.	Phenix, Rees (T)	Georgia Tech
22.	McCabe, Richie (B)	Pittsburgh
23.	Holz, Gordy (T)	Minnesota
24.	Mayock, Mike (E)	Villanova
25.	Bull, Charlie (G)	Missouri
26.	Soltau, Jim (E)	Minnesota
27.	Sanford, Bill (B)	Hofstra
28.	Williams, Dave (G)	Ohio State
29.	Sinclair, Bernie (E)	Texas A & M
30.	Caruzzi, Jim (B)	Marquette

1954 7th Overall

Rd	Player	School
1.	Lattner, John (B)	Notre Dame
2.	Stark, Pat (B)	Syracuse
3.	Miner, Tom (E)	Tulsa
4.	Choice to Los Angeles	—
5.	Choice to San Francisco	—
6.	Pepper, Laurin (B)	Mississippi Southern
7.	O'Brien, Jack (E)	Florida
8.	Cameron, Paul (B)	UCLA
9.	Zombeck, Joe (E)	Pittsburgh
10.	Fisher, Bob (T)	Tennessee
11.	Cimarrolli, Lou (B)	Pittsburgh
12.	Fritz, Don (E)	Cincinnati
13.	Lattimer, Charley (C)	Maryland
14.	Bradford, Roger (E)	Waynesburg & Duquesne
15.	Drake, Tom (G)	Chattanooga
16.	Krol, Cas (T)	Detroit
17.	Fulwylar, Joe (C)	Oregon State
18.	Penza, Don (E)	Notre Dame
19.	Rydalch, Don (B)	Utah
20.	Prender, Fred (B)	West Chester State
21.	Tassotti, Dan (T)	Miami (Fla.)
22.	Lapsley, John (G)	Northeastern
23.	Pascarella, Joe (T)	Penn State
24.	Flangagan, Jack (E)	Detroit
25.	Barron, Jim (T)	Mississippi State & Tulsa
26.	Varaitis, Joe (B)	Penn
27.	Yewic, Tom (B)	Michigan State
28.	Bush Joe (G)	Notre Dame
29.	Fagan, Joe (T)	John Carroll
30.	Sweatte, Juel (B)	Oklahoma

1953 5th Overall

Rd	Player	School
1.	Marchibroda, Ted (QB)	Detroit & St. Bonaventure
2.	Johnson, John Henry (B)	St. Marys (Cal.) & Arizona State
3.	Matuszak, Marv (LB)	Tulsa
4.	Colteryann, Lloyd (E)	Maryland
5.	Gaona, Bob (T)	Wake Forest
6.	Barton, Tom (G)	Clemson
7.	Alderton, John (E)	Maryland
8.	Perry, Lowell (E)	Michigan
9.	Sarnese, Pat (T)	Temple
10.	Holohan, Frank (T)	Tennessee
11.	Choice to Chicago Bears	—
12.	Robertson, Jerry (B)	Kansas
13.	Davis, Leo (E)	Bradley
14.	Montgomery, Charley (T)	Mississippi
15.	O'Neill, Bob (E)	Notre Dame
16.	Zachary, John (B)	Miami (Ohio)
17.	Quinn, Reed, (B)	Florida
18.	Holben, Carl (T)	Duke
19.	Williams, John (B)	Louisville
20.	Hagley, Will Lee (E)	Auburn
21.	Earley, Don (G)	South Carolina
22.	O'Connor, Ed (T)	Maryland
23.	Correll, Ray (G)	Kentucky
24.	Schneidenbach, Bob (B)	Miami (Fla.)
25.	Hampel, Vic (E)	Houston
26.	McLairan, Jack (E)	Bethune-Cookman
27.	Delaney, Jack (B)	Cincinnati
28.	Cimini, Joe (T)	Mississippi State
29.	Massaro, Art (B)	W & J
30.	Tepe, Lou (C)	Duke

1952 6th Overall

Rd	Player	School
1.	Modzelewski, Ed (B)	Maryland
2.	Tarasovic, George (C)	LSU
3.	Wadiak, Steve (B)	South Carolina
4.	Gearding, Jack (T)	Xavier
5.	Choice to Chicago Bears	—
6.	Choice to Los Angeles	—
7.	Hipps, Claude (B)	Georgia
8.	Choice to Chicago Bears	—
9.	Payne, Herky (B)	Tennessee
10.	Gilmartin, George (B)	Xavier
11.	Spinks, Jack (B)	Alcorn A & M
12.	McFadden, Marv (T)	Michigan State
13.	Flood, Dave (B)	Notre Dame
14.	Davis, June (G)	Texas
15.	Pivrotto, Dick (B)	Princeton
16.	Ladygo, Pete (E)	Maryland
17.	Smithwick, Pat (E)	St. Norberts
18.	MacDonald, Andy (B)	Cent. Michigan
19.	Kerkorian, Gary (QB)	Stanford
20.	Simeone, Dan (T)	Villanova
21.	Babcock, Harry (E)	Georgia
22.	Byrne, Bob (B)	Montana State
23.	Pollock, Vic (B)	Army
24.	Bestwick, Bob (QB)	Pittsburgh
25.	Robinson, Bill (B)	Lincoln (Mo.)
26.	Wilson, Bobby (B)	Alabama
27.	Doyle, Skip (B)	Ohio State
28.	Hanifan, Jerry (B)	St. Bonaventure
29.	Warriner, Chris (E)	Pittsburgh
30.	Kissell, Ed (B)	Wake Forest

Steelers All-Time Draft Picks

1951 9th Overall

Rd	Player	School
1.	Avinger, Clarence (B)	Alabama
2.	Ortmann, Chuck (B)	Michigan
3.	Sulima, George (E)	Boston University
4.	French, Barry (T)	Purdue
5.	Sampson, Floyd (B)	McMurry
6.	Dodrill, Dale (G)	Colorado A & M
7.	Mathews, Ray (B)	Clemson
8.	Minarik, Hank (E)	Michigan State
9.	Schweder, John (G)	Penn
10.	Salata, Paul (E)	Southern California
11.	McCutcheon, Joe (G)	Washington & Lee
12.	Brandt, Jim (B)	St. Thomas (Minn.)
13.	Szabo, Bill (T)	Bucknell
14.	Mizerang, Mike (G)	Alabama
15.	Webb, Clay (B)	Kentucky
16.	Oberg, Lambert (C)	Trinity (Conn.)
17.	Ghelfmann, Ted (T)	William & Mary
18.	Field, Pat (B)	Georgia
19.	Pavlikowski, Bill (B)	Boston University
20.	Donnelly, Tom (T)	Holy Cross
21.	Cheatham, Ernie (T)	Loyola (Cal.)
22.	Hendley, Dick (B)	Clemson
23.	Minor, Joe (E)	John Carroll
24.	Alois, Art (C)	San Francisco
25.	Calvin, Tommy (B)	Alabama
26.	Pearman, Bill (G)	Tennessee
27.	Radcliffe, Bob (B)	Wisconsin
28.	Hansen, Howie (B)	UCLA
29.	Smith, Fred (E)	Tulsa
30.	Gruble, John (E)	Tennessee

1950 8th Overall

Rd	Player	School
1.	Chandnois, Lynn (B)	Michigan State
2.	Stautner, Ernie (T)	Boston College
3.	Hughes, George (G)	William & Mary
4.	<i>Choice to Chicago Bears</i>	—
5.	Allen, Lou (T)	Duke
6.	Mattson, Ed (B)	Trinity (Texas)
7.	Smith, Truett (B)	Mississippi State & Wyoming
8.	Rogel, Fran (B)	Penn State
9.	Druen, Max (T)	Tulane
10.	<i>Choice to Chicago Cards</i>	—
11.	Williams, Charley (E)	Sam Houston State
12.	<i>Choice to Chicago Cards</i>	—
13.	Norton, Negley (T)	Penn State
14.	Kynes, Jim (C)	Florida
15.	Russell, Harry (B)	San Jose State
16.	Barkouskie, Bemie (G)	Pittsburgh
17.	Bodine, Al (B)	Georgia
18.	Powell, Kenneth (E)	North Carolina
19.	Gaul, Frank (T)	Notre Dame
20.	DeNoia, Mike (B)	Scranton
21.	Tomlinson, Dick (G)	Kansas
22.	Burak, Stan (B)	George Washington
23.	Kersulis, Walt (E)	Illinois
24.	Weaver, John (G)	Miami (Ohio)
25.	Numbers, Bob (C)	Lehigh
26.	Vaccaro, Nick (B)	Florida
27.	Kreiser, Elmer (E)	Bloomsburg State
28.	Diehl, Jerry (B)	Idaho
29.	DePasqua, Carl (B)	Pittsburgh
30.	Hudak, Ed (T)	Notre Dame

1949 6th Overall

Rd	Player	School
1.	Gage, Bobby (B)	Clemson
2.	Davis, Harper (B)	Mississippi State
3.	Walsh, Bill (C)	Notre Dame
4.	Geri, Joe (B)	Georgia
5.	Long, Bill (E)	Oklahoma A & M
6.	Brightwell, Doug (C)	TCU
7.	Talarico, Bill (B)	Penn
8.	Brown, George (G)	TCU
9.	Breenan, Tom (T)	Boston College
10.	Hood, Bob (E)	Alabama
11.	Sanders, Al (C)	Mississippi Southern
12.	Finks, Jimmy (B)	Tulsa
13.	Walston, R.R. (G)	North Texas State
14.	Moon, Dave (B)	SMU
15.	Sobczak, Ed (E)	Michigan
16.	Snell, Denvard (T)	Auburn
17.	Kissell, Veto (B)	Holy Cross
18.	Shipman, Clint (T)	East Texas State
19.	McBridge, Jack (E)	Rice
20.	Mann, Ben (G)	Mississippi
21.	Jackura, Joe (C)	Georgia
22.	Johnson, Lloyd (B)	West Texas State
23.	Owens, Jim (B)	Oklahoma
24.	Snowden, Ivan (T)	Texas A & I
25.	Goff, Bobby (B)	Texas A & M

1948 9th Overall

Rd	Player	School
1.	Edwards, Dan (E)	Georgia
2.	Nuzum, Jerry (B)	New Mexico A & M
3.	Wozniak, John (G)	Alabama
4.	Gasparella, Joe (OB)	Notre Dame
5.	Luongo, Bill (B)	Penn
6.	Cooper, Jim (C)	North Texas State
7.	Ryan, Ed (E)	St. Mary's (Cal.)
8.	Deranek, Dick (B)	Indiana
9.	Redfield, Paul (T)	Colgate
10.	Papach, George (B)	Purdue
11.	Finical, Tom (E)	Princeton
12.	Lane, Clayton (T)	New Hampshire
13.	Mazuca, Dick (G)	Canisius
14.	McPeak, Bill (E)	Pittsburgh
15.	Messoline, Frank (B)	Scranton
16.	Lane, Tom (T)	Muhlenburg
17.	Barbolak, Pete (T)	Purdue
18.	Folger, Fred (B)	Duke
19.	Snyder, Charley (T)	Marshall
20.	Stevens, Tally (E)	Utah
21.	Norman, Dike (C)	Washington & Lee
22.	Simmons, Floyd (B)	Notre Dame
23.	Hausser, Paul (T)	Wichita
24.	Ramsey, Bob (B)	SMU
25.	Whitlow, Felton (T)	North Texas State
26.	Bowen, Dinky (B)	Georgia Tech
27.	Gibron, Abe (G)	Purdue
28.	Hilkene, Bruce (T)	Michigan
29.	Zuchowski, Ted (T)	Toledo
30.	DeMatteo, Tony (B)	Pittsburgh

Steelers All-Time Draft Picks

1947 5th Overall

Rd	Player	School
1.	Bechtol, Hub (E)	Texas
2.	Mastrangelo, John (G)	Notre Dame
3.	Wydo, Frank (T)	Cornell
4.	Aschenbrenner, Frank (B)	Northwestern
5.	Meeks, Bryant (C)	South Carolina
6.	Shipkey, Jerry (B)	UCLA
7.	Vander Clute, Bert (G)	Wesleyan
8.	Gibson, Paul (E)	North Carolina State
9.	Medd, Jack (C)	Wesleyan
10.	Fitch, Jack (B)	North Carolina
11.	Parseghian, Ara (B)	Miami (Ohio)
12.	Moore, Bill (T)	Penn State
13.	Bruno, Lamy (B)	Geneva
14.	Jenkins, Ralph (C)	Clemson
15.	Nickel, Elbie (E)	Cincinnati
16.	Cregar, Bill (C)	Holy Cross
17.	Mulready, Jerry (B)	North Dakota State
18.	Smith, Warren (T)	Kansas Wesleyan
19.	Hamilton, Fred (T)	Vanderbilt
20.	Taylor, Fred (E)	TCU
21.	Bushmaier, Binks (B)	Vanderbilt
22.	Davis, Paul (B)	Otterbein
23.	Kalminar, Tommy (B)	Pitt & Nevada
24.	Mohr, Don (E)	Baldwin-Wallace
25.	Young, Art (G)	Dartmouth
26.	Sazio, Ralph (T)	William & Mary
27.	Pitzer, Dick (E)	Army
28.	Stalloni, Tom (T)	Delaware
29.	DiFrancesca, Vince (G)	Northwestern
30.	Lahr, Warren (B)	Western Reserve

1946 3rd Overall

Rd	Player	School
1.	Blanchard, Doc (B)	Army
2.	Clark, George (B)	Duke
3.	Rowe, Harmon (B)	Baylor & San Francisco
4.	Tepsic, Joe (B)	Penn State
5.	Seiferling, Jack (B)	Utah State
6.	Woods, Marion (G)	Clemson
7.	Reinhardt, Tom (T)	Minnesota
8.	Ponsetto, Joe (B)	Michigan
9.	Evans, Bob (B)	Penn
10.	Bonwell, Mel (B)	Central Iowa
11.	Holloway, Doc (G)	William & Mary
12.	Owen, Carroll (B)	Catawba
13.	Poppin, George (T)	New Mexico
14.	McCain, Bob (E)	Mississippi
15.	Tallichief, Tom (T)	Oklahoma
16.	Perl, Al (B)	Youngstown & Georgia
17.	Lopez, Russ (C)	West Virginia
18.	Garrison, Charles (G)	Wake Forest
19.	Cloud, Bill (T)	Temple
20.	Garbinski, Mike, (B)	Penn State
21.	Loiacano, Charley (C)	Lafayette
22.	Johnson, George (T)	Pittsburgh
23.	Leitheiser, Bill (G)	Duke
24.	Adams, Roger (C)	Florida
25.	Verkins, Bob (B)	Tulsa
26.	Castle Clarence (B)	Mississippi
27.	Marino, Marchi (T)	Penn State
28.	Hansen, Bob (E)	UCLA
29.	Graves, Larry (T)	Newberry
30.	Bruce, Gall (E)	Washington

1945 2nd Overall

Rd	Player	School
1.	Duhart, Paul (B)	Florida
2.	Dugger, Jack (E)	Ohio State
3.	Delastatious, Bill (B)	Missouri
4.	Adamas, Roger (C)	Florida
5.	Mehelich, Chuck (E)	Duquesne
6.	Browning, Greg (E)	Denver
7.	Wolak, Mike (B)	Duquesne
8.	Hughes, Tom (T)	Purdue & Missouri
9.	Pense, Leon (B)	Arkansas
10.	Brandau, Art (C)	Tennessee
11.	Ball, Ray (B)	Holy Cross
12.	Basilone, Frank (B)	Duquesne
13.	Monahan, John (E)	Dartmouth
14.	Odelli, Mel (B)	Duquesne
15.	<i>Choice to Chicago Bears</i>	—
16.	Ungles, Jim (B)	Kansas State
17.	Itzel, John (B)	Pittsburgh
18.	Wizbicki, Alex (B)	Holy Cross
19.	Landrigan, Jim (T)	Holy Cross & Dartmouth
20.	Lilienthal, Bill (T)	Villanova
21.	Price, Art (B)	Rutgers
22.	Malmberg, Don (B)	UCLA
23.	Hartwell, Everette (E)	Auburn
24.	Cain, Ed (B)	Rice
25.	Carlaccini, Angelo (B)	Pittsburgh
26.	Burns, Ed (B)	Boston College
27.	Stough, Glen (T)	Duke
28.	Marsh, Jim (T)	Oklahoma A & M
29.	Grant, Ralph (B)	Bucknell
30.	Kondria, John (T)	St. Vincent

1944 10th Overall

Rd	Player	School
1.	Podesto, Johnny (B)	St. Mary's (Cal.)
2.	Odell, Bob (B)	Penn
3.	Gantt, Bob (E)	Duke
4.	McCaffray, Art (T)	Santa Clara & College of Pacific
5.	Owen, George (G)	Wake Forest
6.	Savage, Dan (B)	Brown
7.	Freitas, Jesse (B)	Santa Clara
8.	Titus, George (C)	Holy Cross
9.	Stofko, Ed (B)	St. Francis
10.	Jansante, Val (E)	Duquesne
11.	Buda, Carl (G)	Tulsa
12.	Gray, Sam (E)	Tulsa
13.	Longacre, Bob (B)	William & Mary
14.	Zetty, Les (E)	Muhlenberg
15.	Myers, Jim (G)	Tennessee
16.	Gottlieb, Joe (B)	Duquesne
17.	Davis, Hugh (B)	Michigan State
18.	Sullivan, Bill (E)	Villanova
19.	Woodside, Jimmy (C)	Temple
20.	Miller, Bill (B)	Penn
21.	Lawson, Bob (E)	Holy Cross
22.	Caver, Hank (B)	Presbyterian
23.	Carter, Paul (T)	Michigan State
24.	Holben, Dick (T)	Muhlenberg
25.	Tippee, Howard (B)	Iowa State
26.	Malmberg, Charley (T)	Rice
27.	Ashbaugh, Russ (B)	Notre Dame
28.	Petroski, Pat (G)	Miami (Fla.)
29.	Tosti, Joe (E)	Scranton
30.	Seelinger, Len (B)	Wisconsin

Steelers All-Time Draft Picks

1943 7th Overall

Rd	Player	School
1.	Daley, Bill (B)	Minnesota
2.	Russell, Jack (E)	Baylor
3.	Connolly, Harry (B)	Boston College
4.	Sossamon, Lou (C)	South Carolina
5.	Ratto, Al (C)	St.Mary's (Cal.)
6.	Curry, Ray (E)	St.Mary's (Cal.)
7.	Murphy, Ed (E)	Holy Cross
8.	Dwelle, Dick (B)	Rice
9.	Wukits, Al (C)	Duquesne
10.	Repko, Joe (T)	Boston College
11.	Boltrek, Pete (T)	North Carolina State
12.	Shiekman, Mort (G)	Penn
13.	Crain, Milt (B)	Baylor
14.	Kielbasa, Max (B)	Duquesne
15.	Skorich, Nick (G)	Cincinnati
16.	Field, Jackie (B)	Texas
17.	Bucek, Felix (G)	Texas A & M
18.	Welsh, Johnny (B)	Penn
19.	Compagno, Tony (B)	St.Mary's (Cal.)
20.	Zapalac, Willie (B)	Texas A & M
21.	Bain, George (T)	Oregon State
22.	Wynne, Clay (T)	Arkansas
23.	Cibulas, Joe (T)	Duquesne
24.	Yambrick, Bill (C)	Western Michigan
25.	Freeman, Jack (G)	Texas
26.	Goode, Joe (B)	Duquesne
27.	Durishan, Jack (T)	Pittsburgh
28.	Lobpries, Fritz (G)	Texas
29.	Jones, Art (B)	Haverford
30.	Ruman, Bob (B)	Arizona

1942 1st Overall

Rd	Player	School
1.	Dudley, Bill (B)	Virginia
2.	Martin, Vern (B)	Texas
3.	Casanega, Ken (B)	Santa Clara
4.	Kutner, Mal (E)	Texas
5.	Sandig, Curt (B)	St.Mary's (Tex.)
6.	Greene, Charley (T)	Tulsa
7.	Butler, Johnny (B)	Tennessee
8.	Spendlove, Floyd (T)	Utah
9.	Chase, Rayburn (B)	Missouri
10.	Steele, Ernie (B)	Washington
11.	Wood, Thornley (B)	Columbia
12.	Roach, Bill (E)	TCU
13.	Holt, Wayne (G)	Tulsa
14.	Mosher, Clure (C)	Louisville
15.	Law, Hubbard (B)	Sam Houston
16.	Tomasic, Andy (B)	Temple
17.	Chamberlain, Garth (T)	Brigham Young
18.	Rokisky, John (E)	Duquesne
19.	Jenkins, Ray (B)	Colorado
20.	Kapriva, Frank (G)	Wake Forest

1941 3rd Overall

Rd	Player	School
1.	Gladchuk, Chet (C)	Boston College
2.	Knolla, Johnny (B)	Creighton
3.	Ringgold, Jim (B)	Wake Forest
4.	Sears, Vic (T)	Oregon State
5.	Suffridge, Bob (G)	Tennessee
6.	Robert, Jim (C)	Marshall
7.	Elrod, Ervin (E)	Mississippi State
8.	Fritz, Ralph (C)	Michigan
9.	Uremovich, Emil (T)	Indiana
10.	Severin, Paul (E)	North Carolina
11.	Cotton, Russ (B)	Texas Mines
12.	Gore, J.W. (G)	LSU
13.	Eibner, John (T)	Kentucky
14.	McAfee, Wes (B)	Duke
15.	Fox, Terry (B)	Miami (Fla.)
16.	Cornwall, Bill (T)	Furman
17.	Kerr, George (G)	Boston College
18.	Bjorklund, Bob (E)	Minnesota
19.	Castiglia, Jim (B)	Georgetown
20.	Landsberg, Mort (B)	Cornell

1940 3rd Overall

Rd	Player	School
1.	Eakin, Kay (B)	Arkansas
2.	Wenzel, Ralph (E)	Tulane
3.	Kiick, George (B)	Bucknell
4.	Ivy, Frank (E)	Oklahoma
5.	Goff, Clark (T)	Florida
6.	Bykowski, Frank (G)	Purdue
7.	Cignetti, Pete (B)	Boston College
8.	Nery, Carl (G)	Duquesne
9.	Boisseau, Dick (T)	Washington & Lee
10.	Shu, Paul (B)	VMI
11.	Cox, Cary (C)	Alabama
12.	Pirro, Rocco (B)	Catholic
13.	Noppenberg, John (B)	Miami (Fla.)
14.	Stublar, Nick (T)	Santa Clara
15.	McCarthy, Ray (B)	Santa Clara
16.	Gajecki, Leon (C)	Penn State
17.	Sullivan, Mike (E)	North Carolina State
18.	Daly, Seaton (T)	Gonzaga
19.	Harvey, Thad (T)	Notre Dame
20.	Katzenstein, Marvin (T)	Colorado Mines

1939 2nd Overall

Rd	Player	School
1.	Choice to Chicago Bears	—
2.	Choice to Brooklyn	—
3.	Patterson, Bill (B)	Baylor
4.	McCullough, Hugh (B)	Oklahoma
5.	Wheeler, Ernie (B)	North Dakota State
6.	Boyd, Sam (E)	Baylor
7.	Palumbo, Eddie (B)	Detroit
8.	Nelson, Ole (E)	Michigan State
9.	Petro, Steve (G)	Pittsburgh
10.	Lee, Jack (B)	Carnegie Tech
11.	Tomasetti, Lou (B)	Bucknell
12.	Cochran, Denny (B)	St. Louis
13.	Hoffman, Fabian (E)	Pittsburgh
14.	Clary, Ed (B)	South Carolina
15.	Tosi, John (C)	Niagara
16.	Lezouski, Al (G)	Pittsburgh
17.	Longhi, Ed (C)	Notre Dame
18.	Shrik, Dave (E)	Kansas
19.	Peters, Frank (E)	Washington
20.	Sheldrake, Tom (E)	Washington

1938 4th Overall

Rd	Player	School
1a.	White, Byron (B)	Colorado
1b.	Filchok, Frankie (B)	Indiana
2a.	Choice to New York	—
2b.	Choice to Detroit	—
3.	Midler, Lou (T)	Minnesota
4.	Platukis, George (E)	Duquesne
5.	King, Ray (E)	Minnesota
6.	Burnette, Tom (B)	North Carolina
7.	McDonough, Paul (E)	Utah
8.	McCarty, Pat (C)	Notre Dame
9.	Choice to Cleveland	—
10.	Choice to Chicago Cards	—

1937 5th Overall

Rd	Player	School
1.	Basrak, Mike (C)	Duquesne
2.	Finley, Bob (B)	SMU
3.	Breedon, Bill (E)	Oklahoma
4.	Hewes, Bo (B)	Oklahoma
5.	Frye, Jack (B)	Missouri
6.	Roach, Walt (E)	TCU
7.	Haines, Byron (E)	Washington
8.	Kordick, Marty (G)	St. Mary's (Cal.)
9.	Pataneli, Matt (E)	Michigan
10.	Nevers, Stan (T)	Kentucky

1936 3rd Overall

Rd	Player	School
1.	Shakespeare, Bill (B)	Notre Dame
2.	Barnum, Len (B)	West Virginia Wesleyan
3.	Grayson, Bobby (B)	Stanford
4.	Spain, Truman (T)	SMU
5.	Sandefur, Wayne (B)	Purdue
6.	Urr, Maurice (T)	SMU
7.	Peters, Marty (E)	Notre Dame
8.	Karpowich, Ed (T)	Catholic
9.	Megien, Joe (B)	Georgetown



RECORDS

20 STEELERS 17

Steelers *All-Time Individual Leaders*

STEELERS *All-Time Service*

Most Seasons

1. Mike Webster (1974-88)	15
2. Hines Ward (1998-2011)	14
Donnie Shell (1974-87)	
John Stallworth (1974-87)	
Larry Brown (1971-84)	
Mel Blount (1970-83)	
Terry Bradshaw (1970-83)	
Ernie Stautner (1950-63)	
9. Ben Roethlisberger (2004-16)	13
Brett Keisel (2002-14)	
Aaron Smith (1999-2011)	
Dermontti Dawson (1988-2000)	
Gary Anderson (1982-94)	
Tunch Ilkin (1980-92)	
Jon Kolb (1969-81)	
L.C. Greenwood (1969-81)	
Joe Greene (1969-81)	
Sam Davis (1967-79)	
Ray Mansfield (1964-76)	

Most Games

1. Mike Webster (1974-88)	220
2. Hines Ward (1998-2011)	217
3. Donnie Shell (1974-87)	201
4. Mel Blount (1970-83)	200
5. Gary Anderson (1982-94)	197
6. Ben Roethlisberger (2004-16)	185
7. Dermontti Dawson (1988-2000)	184
8. Deshea Townsend (1998-2009)	183
9. Ray Mansfield (1964-76)	182
10. Greg Warren (2005-16)	181
Joe Greene (1969-81)	181

Most Consecutive Games Played

1. Ray Mansfield (1964-76)	182
2. Mike Webster (1974-85)	177
3. Dermontti Dawson (1988-99)	170

STEELERS *All-Time Scoring*

Most Total Points

CAREER:

1. Gary Anderson (1982-94), 416 PATs, 309 FGs	1,343
2. Jeff Reed (2002-10), 307 PATs, 204 FGs	919
3. Roy Gerela (1971-78), 293 PATs, 146 FGs	731
4. Franco Harris (1972-83), 100 TDs	600
5. Shaun Suisham (2010-15), 173 PATs, 124 FGs	545

SEASON:

1. Norm Johnson (1995), 39 PATs, 34 FGs	141
2. Gary Anderson (1985), 40 PATs, 33 FGs	139
3. Shaun Suisham (2014), 45 PATs, 29 FGs	132
4. Shaun Suisham (2013), 39 PATs, 30 FGs	129
5. Jeff Reed (2004), 40 PATs, 28 FGs	124
Kris Brown (2001) 34 PATs, 30 FGs	124
7. Roy Gerela (1973), 36 PATs, 29 FGs	123
8. Jeff Reed (2009), 41 PATs, 27 FGs	122
9. Gary Anderson (1983), 38 PATs, 27 FGs	119
Roy Gerela (1972), 35 PATs, 28 FGs	119
11. Shaun Suisham (2012), 34 PATs, 28 FGs	118
Gary Anderson (1988), 34 PATs, 28 FGs	118

GAME:

1. Roy Jefferson (11/3/68 at Atlanta), 4 TDs	24
Ray Mathews (10/17/54 vs. Cleveland), 4 TDs	24
3. Charles Johnson (11/1/98 vs. Tennessee), 3TDs, 2 2-PTs	22

Most Touchdowns

CAREER:

1. Franco Harris (1972-83)	100
2. Hines Ward (1998-2011)	86
3. Jerome Bettis (1996-2005)	80
4. John Stallworth (1974-87)	64
5. Antonio Brown (2010-16)	55
6. Lynn Swann (1974-82)	53
7. Louis Lipps (1984-91)	46
8. Heath Miller (2005-14)[TE]	45
Ray Mathews (1951-59)	43
10. Buddy Dial (1959-63)	42

SEASON:

1. Willie Parker (2006)	16
2. Louis Lipps (1985)	15
3. Antonio Brown (2014)	14
Franco Harris (1976)	14
5. Rashard Mendenhall (2010)	13
Jerome Bettis (2004)	13
7. Antonio Brown (2016)	12
Hines Ward (2002)	12
Franco Harris (1979)	12
Roy Jefferson (1968)	12
Buddy Dial (1961)	12

GAME:

1. Roy Jefferson (11/3/68 at Atlanta)	4
Ray Mathews (10/17/54 vs. Cleveland)	4
3. Le'Veon Bell (12/11/16 at Buffalo)	3
Antonio Brown (11/24/16 at Indianapolis)	3
Antonio Brown (12/6/15 vs. Indianapolis)	3
DeAngelo Williams (9/20/15 vs. San Francisco)	3
Le'Veon Bell (12/7/14 at Cincinnati)	3
Jerricho Cotchery (11/3/13 at New England)	3
Mewelde Moore (10/19/08 at Cincinnati)	3
Willie Parker (9/7/08 vs. Houston)	3
Hines Ward (10/22/06 at Atlanta)	3
Jerome Bettis (1/1/06 vs. Detroit)	3
Jerome Bettis (9/12/04 vs. Oakland)	3
Richard Huntley (9/12/99 at Cleveland)	3
Charles Johnson (11/1/98 vs. Tennessee)	3
Yancey Thigpen (12/7/97 vs. Denver)	3
Jerome Bettis (11/30/97 at Arizona) [OT]	3
Bam Morris (11/19/95 at Cincinnati)	3
Eric Pegram (11/5/95 at Chicago)	3
Barry Foster (9/27/93 at Atlanta)	3
Merril Hoge (10/29/90 vs. L.A. Rams)	3
Eric Green (10/14/90 at Denver)	3
Merril Hoge (11/26/89 at Miami)	3
Walter Abercrombie (12/13/86 at N.Y. Jets)	3
Weegie Thompson (11/2/86 vs. Green Bay)	3
Louis Lipps (9/8/85 vs. Indianapolis)	3
John Stallworth (11/25/84 vs. San Diego)	3
John Stallworth (11/4/84 vs. Houston)	3
Jim Smith (9/28/80 vs. Chicago)	3
Franco Harris (11/25/79 vs. Cleveland)	3
Rocky Bleier (12/5/76 vs. Tampa Bay)	3
Steve Davis (9/22/74 at Denver)	3
Franco Harris (10/29/72 at Buffalo)	3
Earl Gros (12/21/69 vs. New Orleans)	3
John Henry Johnson (10/10/64 at Cleveland)	3
Buddy Dial (10/27/63 vs. Dallas)	3

Steelers All-Time Individual Leaders

Most Field Goals

CAREER:

1. Gary Anderson (1982-94)	309
2. Jeff Reed (2002-10)	204
3. Roy Gerela (1971-78)	146
4. Shaun Suisham (2010-15)	124
5. Norm Johnson (1995-98)	105

SEASON:

1. Norm Johnson (1995)	34
2. Gary Anderson (1985)	33
3. Shaun Suisham (2013)	30
Kris Brown (2001)	30
5. Chris Boswell (2015)	29
Shaun Suisham (2014)	29
Roy Gerela (1973)	29
8. Shaun Suisham (2012)	28
Jeff Reed (2004)	28
Gary Anderson (1993)	28
Gary Anderson (1992)	28
Gary Anderson (1988)	28
Roy Gerela (1972)	28

GAME:

1. Chris Boswell (12/18/16 at Cincinnati)	6
Jeff Reed (12/1/02 vs. Jacksonville)	6
Gary Anderson (10/23/88 vs. Denver)	6

Most Field Goal Attempts

CAREER:

1. Gary Anderson (1982-94)	395
2. Jeff Reed (2002-10)	249
3. Roy Gerela (1971-78)	227
4. Shaun Suisham (2010-15)	141
5. Norm Johnson (1995-98)	127

SEASON:

1. Kris Brown (2001)	44
2. Roy Gerela (1973)	43
3. Gary Anderson (1985)	42
Lou Michaels (1962)	42
5. Norm Johnson (1995)	41
Roy Gerela (1972)	41
Lou Michaels (1963)	41

GAME:

1. Lou Michaels (12/2/62 at St. Louis)	8
--	---

Longest Field Goals(50-Plus Yards)

1. Kris Brown (10/14/01 at Kansas City)	55
Gary Anderson (11/25/84 vs. San Diego)	55
3. Gary Anderson (12/8/91 at Houston)	54
4. Shaun Suisham (11/9/14 at N.Y. Jets)	53
Jeff Reed (11/8/10 at Cincinnati)	53
Jeff Reed (9/21/08 at Philadelphia)	53
Gary Anderson (10/21/84 at Indianapolis)	53
8. Shaun Suisham (10/11/12 at Tennessee)	52
Jeff Reed (9/12/10 vs. Atlanta)	52
Kris Brown (9/30/01 at Buffalo)	52
Kris Brown (11/12/00 vs. Philadelphia)	52
Norm Johnson (11/9/97 at Baltimore)	52
Gary Anderson (11/13/88 vs. Philadelphia)	52
Gary Anderson (11/22/87 at Cincinnati)	52
Gary Anderson (11/17/85 at Houston)	52
16. Chris Boswell (12/6/15 vs. Indianapolis)	51
Chris Boswell (10/18/15 vs. Arizona)	51
Shaun Suisham (12/19/11 at San Francisco)	51
Jeff Reed (10/17/04 at Dallas)	51
Jeff Reed (9/26/04 at Miami)	51
Jeff Reed (9/14/03 at Kansas City)	51
Kris Brown (10/25/99 vs. Atlanta)	51

23. Jeff Reed (12/3/06 vs. Tampa Bay)	50
Jeff Reed (12/1/02 at Jacksonville)	50
Norm Johnson (11/19/95 at Cincinnati)	50
Gary Anderson (11/6/94 at Houston)	50
Gary Anderson (9/13/87 vs. San Francisco)	50
Lou Michaels (9/15/63 at Philadelphia)	50

Highest Field Goal Percentage

CAREER (Min. 45 Att.):

1. Shaun Suisham (2010-15) [124-141]	87.9
2. Chris Boswell (2015-2016) (50-57)	87.7
3. Norm Johnson (1995-98) [105-127]	82.7
4. Jeff Reed (2002-10) [204-249]	81.9
5. Gary Anderson (1982-94) [309-395]	78.2
6. Kris Brown (1999-2001) [80-103]	77.7

SEASON (Min. 15 Att.):

1. Shaun Suisham (2013) [30-32]	93.8
2. Shaun Suisham (2010) [14-15]	93.3
Gary Anderson (1993) [28-30]	93.3
4. Jeff Reed (2007) [23-25]	92.0
5. Chris Boswell (2015) (29-32)	90.6
Shaun Suisham (2014) [29-32]	90.6

Most Consecutive Field Goals Made

1. Shaun Suisham (2013-14)	24
2. Jeff Reed (2004-05)	22
3. Gary Anderson (1994)	19
4. Jeff Reed (2007-08)	18

Most Extra Points

CAREER:

1. Gary Anderson (1982-94)	416
2. Jeff Reed (2002-10)	307
3. Roy Gerela (1971-78)	293
4. Shaun Suisham (2010-15)	173
5. Norm Johnson (1995-98)	137

SEASON:

1. Matt Bahr (1979)	50
2. Shaun Suisham (2014)	45
Jeff Reed (2005)	45
Gary Anderson (1984)	45
5. Jeff Reed (2007)	44
Roy Gerela (1978)	44
Roy Gerela (1975)	44
8. Jeff Reed (2009)	41
Jeff Reed (2006)	41
10. Jeff Reed (2004)	40
Norm Johnson (1997)	40
Gary Anderson (1985)	40
Roy Gerela (1976)	40

GAME:

1. Gary Kerkorian (11/30/52 vs. N.Y. Giants)	8
2. Shaun Suisham (10/26/14 vs. Indianapolis)	7
Gary Anderson (11/25/84 vs. San Diego)	7

Most Extra Point Attempts

CAREER:

1. Gary Anderson (1982-94)	420
2. Jeff Reed (2002-10)	310
3. Roy Gerela (1971-78)	306

SEASON:

1. Matt Bahr (1979)	52
---------------------	----

GAME:

1. Gary Kerkorian (11/30/52 vs. N.Y. Giants)	8
--	---

Most Consecutive Extra Points Made

CAREER:

1. Gary Anderson (began 9/11/83 at Green Bay to 12/4/88 at Houston)	202
2. Jeff Reed (began 12/28/03 at Baltimore to 11/3/08 at Washington)	189
3. Shaun Suisham (11/21/10 vs. Oakland to 12/28/14 vs. Cincinnati)	173

Steelers All-Time Individual Leaders

STEELERS All-Time Rushing

Most Yards Rushing

CAREER:

1. Franco Harris (1972-83)	11,950
2. Jerome Bettis (1996-2005)	10,571
3. Willie Parker (2004-09)	5,378
4. John Henry Johnson (1960-65)	4,381
5. Le'Veon Bell (2013-16)	4,045
6. Frank Pollard (1980-88)	3,989
7. Dick Hoak (1961-70)	3,965
8. Barry Foster (1990-94)	3,943
9. Rocky Bleier (1968, 1970-80)	3,865
10. Rashard Mendenhall (2008-12)	3,549

SEASON:

1. Barry Foster (1992)	1,690
2. Jerome Bettis (1997)	1,665
3. Willie Parker (2006)	1,494
4. Jerome Bettis (1996)	1,431
5. Le'Veon Bell (2014)	1,361
6. Jerome Bettis (2000)	1,341
7. Willie Parker (2007)	1,316
8. Rashard Mendenhall (2010)	1,273
9. Le'Veon Bell (2016)	1,268
10. Franco Harris (1975)	1,246

GAME:

1. Le'Veon Bell (12/11/16 at Buffalo)	236
2. Willie Parker (12/7/06 vs. Cleveland)	223
3. John Fuqua (12/20/70 at Philadelphia)	218
4. Willie Parker (11/12/06 vs. New Orleans)	213
5. Le'Veon Bell (11/17/14 at Tennessee)	204
6. John Henry Johnson (10/10/64 at Cleveland)	200
7. Barry Foster (9/13/92 vs. N.Y. Jets)	190
8. Le'Veon Bell (12/7/14 at Cincinnati)	185
9. John Henry Johnson (12/11/60 vs. Philadelphia)	182
10. Barry Foster (9/18/94 vs. Indianapolis)	179
Franco Harris (11/20/77 vs. Dallas)	179

Most 100-Yard Rushing Games

CAREER:

1. Jerome Bettis (1996-2005)	50
2. Franco Harris (1972-83)	47
3. Willie Parker (2004-09)	25
4. Barry Foster (1990-94)	20
5. John Henry Johnson (1960-65)	15

SEASON:

1. Barry Foster (1992)	12
2. Jerome Bettis (1997)	10
Jerome Bettis (1996)	10
4. Willie Parker (2007)	8
5. Willie Parker (2006)	7
Jerome Bettis (2000)	7
Franco Harris (1972)	7

Most Rushing Attempts

CAREER:

1. Franco Harris (1972-83)	2,881
2. Jerome Bettis (1996-2005)	2,683
3. Willie Parker (2004-09)	1,253
4. Dick Hoak (1961-70)	1,132
5. John Henry Johnson (1960-65)	1,006
6. Frank Pollard (1980-88)	953
7. Rocky Bleier (1968, 1970-80)	928
8. Barry Foster (1990-94)	915
9. Le'Veon Bell (2013-16)	908
10. Fran Rogel (1950-57)	900

SEASON:

1. Barry Foster (1992)	390
2. Jerome Bettis (1997)	375
3. Jerome Bettis (2000)	355
4. Willie Parker (2006)	337
5. Rashard Mendenhall (2010)	324
6. Willie Parker (2007)	321
7. Jerome Bettis (1996)	320
8. Jerome Bettis (1998)	316
9. Franco Harris (1978)	310
10. Franco Harris (1977)	300

GAME:

1. Franco Harris (10/17/76 vs. Cincinnati)	41
2. Le'Veon Bell (12/11/16 at Buffalo)	38
3. Willie Parker (12/31/06 at Cincinnati)	37
Amos Zereoue (11/10/02 vs. Atlanta)	37
4. Rashard Mendenhall (11/28/10 at Buffalo)	36
Jerome Bettis (12/18/04 at N.Y. Giants)	36
Jerome Bettis (11/30/97 at Arizona)	36
7. Rocky Bleier (10/26/75 at Green Bay)	35
8. Jerome Bettis (11/9/98 vs. Green Bay)	34
Jerome Bettis (10/19/97 at Cincinnati)	34
John Henry Johnson (11/17/63 at Washington)	34

Most Rushing Touchdowns

CAREER:

1. Franco Harris (1972-83)	91
2. Jerome Bettis (1996-2005)	78
3. Kordell Stewart (1995-02)	35
4. Terry Bradshaw (1970-83)	32
5. Rashard Mendenhall (2008-12)	29
6. Le'Veon Bell (2013-2016)	26
Barry Foster (1990-94)	26
John Henry Johnson (1960-65)	26
9. Dick Hoak (1961-70)	25
10. Willie Parker (2004-09)	24

SEASON:

1. Franco Harris (1976)	14
2. Rashard Mendenhall (2010)	13
Willie Parker (2006)	13
Jerome Bettis (2004)	13
5. DeAngelo Williams (2015)	11
Kordell Stewart (1997)	11
Jerome Bettis (1996)	11
Barry Foster (1992)	11
Franco Harris (1979)	11
Franco Harris (1977)	11
11. Franco Harris (1975)	10
Franco Harris (1972)	10

GAME:

1. Le'Veon Bell (12/11/16 at Buffalo)	3
DeAngelo Williams (9/20/15 vs. San Francisco)	3
Willie Parker (9/7/08 vs. Houston)	3
Jerome Bettis (1/1/06 vs. Detroit)	3
Jerome Bettis (9/12/04 vs. Oakland)	3
Jerome Bettis (11/30/97 at Arizona)	3
Bam Morris (11/19/95 at Cincinnati)	3
Barry Foster (9/27/93 at Atlanta)	3
Merril Hoge (11/26/89 at Miami)	3
Rocky Bleier (12/5/76 at Tampa Bay)	3
Earl Gros (12/21/69 at New Orleans)	3
John Henry Johnson (10/10/64 at Cleveland)	3

Steelers All-Time Individual Leaders

Highest Rushing Average

CAREER (Min. 1,500 Yards):

1. Kordell Stewart (1995-2002)	5.2
2. Terry Bradshaw (1970-83)	5.1
3. Le'Veon Bell (2013-16)	4.5
4. John Henry Johnson (1960-65)	4.4
5. Willie Parker (2004-09)	4.3
Barry Foster (1990-94)	4.3
Sidney Thornton (1977-82)	4.3
8. Frank Pollard (1980-88)	4.2
John Fuqua (1970-76)	4.2
Rocky Bleier (1968, 1970-80)	4.2

SEASON (Min. 115 Att.):

1. Franco Harris (1972)	5.6
2. John Henry Johnson (1960)	5.3
3. Johnny Clement (1947)	5.2
4. Sidney Thornton (1979)	5.0
Frenchy Fuqua (1970)	5.0
6. Le'Veon Bell (2016)	4.9
Dick Hoak (1968)	4.9
8. Jerome Bettis (2001)	4.8
Franco Harris (1975)	4.8
Franco Harris (1974)	4.8
11. Le'Veon Bell (2014)	4.7
Willie Parker (2005)	4.7
Rocky Bleier (1976)	4.7

STEELERS All-Time Yards from Scrimmage

Total Yards From Scrimmage

CAREER:

1. Franco Harris (1972-83)	14,234
2. Hines Ward (1998-11)	12,511
3. Jerome Bettis (1996-05)	11,377
4. John Stallworth (1974-87)	8,834
5. Antonio Brown (2010-16)	8,496
6. Heath Miller (2005-15) [TE]	6,577
7. Louis Lipps (1984-91)	6,406
8. Willie Parker (2004-09)	6,075
9. Le'Veon Bell (2013-16)	6,050
10. Lynn Swann (1974-82)	5,534

SEASON:

1. Le'Veon Bell (2014)	2,215
2. Barry Foster (1992)	2,034
3. Le'Veon Bell (2016)	1,884
4. Antonio Brown (2015)	1,862
5. Jerome Bettis (1997)	1,775
6. Willie Parker (2006)	1,716
7. Antonio Brown (2014)	1,711
8. Jerome Bettis (1996)	1,553
9. Antonio Brown (2013)	1,503
10. Willie Parker (2007)	1,480

STEELERS All-Time Passing

Most Yards Passing

CAREER:

1. Ben Roethlisberger (2004-16)	46,814
2. Terry Bradshaw (1970-83)	27,989
3. Kordell Stewart (1995-2002)	13,328
4. Neil O'Donnell (1990-95)	12,867
5. Bubby Brister (1986-92)	10,104
6. Bobby Layne (1958-62)	9,030
7. Jim Finks (1949-55)	8,622
8. Mark Malone (1980-87)	8,582
9. Tommy Maddox (2001-05)	7,139
10. Mike Tomczak (1993-99)	6,649

SEASON:

1. Ben Roethlisberger (2014)	4,952
2. Ben Roethlisberger (2009)	4,328
3. Ben Roethlisberger (2013)	4,261
4. Ben Roethlisberger (2011)	4,077
5. Ben Roethlisberger (2015)	3,938
6. Ben Roethlisberger (2016)	3,819
7. Terry Bradshaw (1979)	3,724
8. Ben Roethlisberger (2006)	3,513
9. Tommy Maddox (2003)	3,414
10. Terry Bradshaw (1980)	3,339

GAME:

1. Ben Roethlisberger (10/26/14 vs. Indianapolis)	522
2. Ben Roethlisberger (12/20/09 vs. Green Bay)	503
3. Tommy Maddox (11/10/02 vs. Atlanta)	473
4. Ben Roethlisberger (11/29/15 at Seattle)	456
5. Ben Roethlisberger (11/30/14 vs. New Orleans)	435
6. Ben Roethlisberger (11/5/06 vs. Denver)	433
7. Ben Roethlisberger (10/18/09 vs. Cleveland)	417
8. Bobby Layne (12/13/58 vs. Chicago Cards)	409
9. Ben Roethlisberger (11/13/16 vs. Dallas)	408
10. Ben Roethlisberger (9/22/13 vs. Chicago)	406
11. Ben Roethlisberger (11/3/13 at New England)	400

Most 300-Yard Passing Games

CAREER:

1. Ben Roethlisberger (2004-16)	49
2. Tommy Maddox (2001-05)	6
Neil O'Donnell (1990-95)	6
4. Terry Bradshaw (1970-83)	4
5. Kordell Stewart (1995-02)	3
Mike Tomczak (1993-99)	3
Bubby Brister (1986-92)	3
Jim Finks (1949-55)	3
9. Mark Malone (1980-87)	2
Bill Nelsen (1963-67)	2

SEASON:

1. Ben Roethlisberger (2014)	9
2. Ben Roethlisberger (2015)	8
3. Ben Roethlisberger (2013)	5
Ben Roethlisberger (2011)	5
Ben Roethlisberger (2009)	5
6. Ben Roethlisberger (2016)	4
Tommy Maddox (2003)	4
Neil O'Donnell (1995)	4
8. Ben Roethlisberger (2012)	3
Ben Roethlisberger (2010)	3
Ben Roethlisberger (2008)	3
Terry Bradshaw (1979)	3

Most Passing Attempts

CAREER:

1. Ben Roethlisberger (2004-16)	5,932
2. Terry Bradshaw (1970-83)	3,901
3. Kordell Stewart (1995-2002)	2,107
4. Neil O'Donnell (1990-95)	1,871
5. Bubby Brister (1986-92)	1,477
6. Jim Finks (1949-55)	1,382
7. Mark Malone (1980-87)	1,374
8. Bobby Layne (1958-62)	1,156
9. Tommy Maddox (2001-05)	1,036
10. Mike Tomczak (1993-99)	973

Steelers All-Time Individual Leaders

Most Passing Attempts (Continued)

SEASON:

1. Ben Roethlisberger (2014)	608
2. Ben Roethlisberger (2013)	584
3. Tommy Maddox (2003)	519
4. Ben Roethlisberger (2011)	513
5. Ben Roethlisberger (2016)	509
6. Ben Roethlisberger (2009)	506
7. Neil O'Donnell (1993)	486
8. Terry Bradshaw (1979)	472
9. Ben Roethlisberger (2015)	469
Ben Roethlisberger (2008)	469
Ben Roethlisberger (2006)	469

GAME:

1. Ben Roethlisberger (11/30/14 vs. New Orleans)	58
2. Tommy Maddox (12/8/02 vs. Houston)	57
3. Ben Roethlisberger (12/20/15 vs. Denver)	55
Ben Roethlisberger (11/29/15 at Seattle)	55
Neil O'Donnell (12/24/95 at Green Bay)	55
6. Ben Roethlisberger (11/5/06 vs. Denver)	54
7. Neil O'Donnell (11/5/95 at Chicago)	52
Neil O'Donnell (10/19/95 vs. Cincinnati)	52
9. Ben Roethlisberger (9/29/13 at Minnesota)	51
10. Ben Roethlisberger (10/30/11 vs. New England)	50
Joe Gilliam (9/22/74 at Denver)	50

Most Passes Completed

CAREER:

1. Ben Roethlisberger (2004-16)	3,804
2. Terry Bradshaw (1970-83)	2,025
3. Kordell Stewart (1995-2002)	1,190
4. Neil O'Donnell (1990-95)	1,069
5. Bubby Brister (1986-92)	776
6. Mark Malone (1980-87)	690
7. Jim Finks (1949-55)	661
8. Tommy Maddox (2001-05)	603
9. Bobby Layne (1958-62)	569
10. Mike Tomczak (1993-99)	546

SEASON:

1. Ben Roethlisberger (2014)	408
2. Ben Roethlisberger (2013)	375
3. Ben Roethlisberger (2009)	337
4. Ben Roethlisberger (2016)	328
5. Ben Roethlisberger (2011)	324
6. Ben Roethlisberger (2015)	319
7. Tommy Maddox (2003)	298
8. Ben Roethlisberger (2012)	284
9. Ben Roethlisberger (2008)	281
10. Ben Roethlisberger (2006)	280

GAME:

1. Ben Roethlisberger (12/20/15 vs. Denver)	40
Ben Roethlisberger (10/26/14 vs. Indianapolis)	40
3. Ben Roethlisberger (11/5/06 vs. Denver)	38
4. Ben Roethlisberger (11/13/16 vs. Dallas)	37
5. Ben Roethlisberger (11/29/15 at Seattle)	36
Ben Roethlisberger (9/29/13 at Minnesota)	36
Ben Roethlisberger (9/23/12 at Oakland)	36
Ben Roethlisberger (10/30/11 vs. New England)	36
8. Ben Roethlisberger (10/19/16 vs. NY Jets)	34
Neil O'Donnell (11/5/95 at Chicago)	34
9. Ben Roethlisberger (9/10/09 vs. Tennessee)	33
Neil O'Donnell (12/24/95 at Green Bay)	33

Most Consecutive Passes Completed

1. Ben Roethlisberger (11/26/07 vs. Miami)	15
Bubby Brister (10/1/89 at Detroit)	15
3. Ben Roethlisberger (10/11/09 at Detroit)	13
Bill Nelson (12/18/66 at Atlanta [11]; 9/17/67 vs. Chicago [2])	13
5. Ben Roethlisberger (12/15/13 vs. Cincinnati)	12
Ben Roethlisberger (9/23/12 at Oakland)	12
7. Tommy Maddox (10/27/02 at Baltimore)	11
Bubby Brister (12/27/92 vs. Cleveland)	11
Neil O'Donnell (10/11/92 at Cleveland)	11
Mark Malone (11/25/84 vs. San Diego)	11

Highest Completion Percentage

CAREER: (Min. 500 Att.)

1. Ben Roethlisberger (3,804 - 5,932, 2004-16)	64.1%
2. Tommy Maddox (603-1,036, 2001-05)	58.2%
3. Neil O'Donnell (1,069-1,871, 1990-95)	57.1%
4. Kordell Stewart (1,190-2,107, 1995-02)	56.5%
5. Mike Tomczak (546-973, 1993-99)	56.1%
6. Bubby Brister (776-1,477, 1986-92)	52.5%
7. Terry Bradshaw (2,025-3,901, 1970-83)	51.9%
8. Mark Malone (690-1,374, 1980-87)	50.2%
9. Bobby Layne (569-1,156, 1958-62)	49.2%
10. Jim Finks (661-1,382, 1949-55)	47.8%
Dick Shiner (245-513, 1968-69)	47.8%

SEASON: (Min. 250 Att.)

1. Ben Roethlisberger (319-469, 2015)	68.0%
2. Ben Roethlisberger (408-608, 2014)	67.1%
3. Ben Roethlisberger (337-506, 2009)	66.6%
4. Ben Roethlisberger (196-295, 2004)	66.4%
5. Ben Roethlisberger (264-404, 2007)	65.3%
6. Ben Roethlisberger (328-509, 2016)	64.4%
7. Ben Roethlisberger (375-584, 2013)	64.2%
8. Ben Roethlisberger (284-449, 2012)	63.3%
9. Ben Roethlisberger (324-513, 2011)	63.2%
10. Ben Roethlisberger (168-268, 2005)	62.7%

GAME: (Min. 20 Att.)

1. Ben Roethlisberger (18-21, 11/26/07 vs. Miami)	85.7%
2. Kordell Stewart (22-26, 11/24/02 vs. Cincinnati)	84.6%
3. Ben Roethlisberger (21-25, 10/17/04 at Dallas)	84.0%
Neil O'Donnell (21-25, 9/19/93 vs. Cincinnati)	84.0%
5. Ben Roethlisberger (20-24, 9/27/15 at St. Louis)	83.3%
6. Ben Roethlisberger (18-22, 10/7/07 vs. Seattle)	81.8%
Mark Malone (18-22, 11/25/84 vs. San Diego)	81.8%
8. Ben Roethlisberger (40-49, 10/26/14 vs. Indianapolis)	81.6%
9. Ben Roethlisberger (22-27, 10/2/16 vs. Kansas City)	81.5%
Mike Tomczak (22-27, 10/27/96 at Atlanta)	81.5%

Most Touchdown Passes

CAREER:

1. Ben Roethlisberger (2004-16)	301
2. Terry Bradshaw (1970-83)	212
3. Kordell Stewart (1995-02)	70
4. Neil O'Donnell (1990-95)	68
5. Bobby Layne (1958-62)	66
6. Jim Finks (1949-55)	55
7. Mark Malone (1980-87)	54
8. Bubby Brister (1986-92)	51
9. Tommy Maddox (2001-05)	42
10. Ed Brown (1962-65)	38

Steelers All-Time Individual Leaders

Most Touchdown Passes (Continued)

SEASON:

1. Ben Roethlisberger (2014)	32
Ben Roethlisberger (2007)	32
3. Ben Roethlisberger (2016)	29
4. Ben Roethlisberger (2013)	28
Terry Bradshaw (1978)	28
5. Ben Roethlisberger (2012)	26
Ben Roethlisberger (2009)	26
Terry Bradshaw (1979)	26
8. Terry Bradshaw (1980)	24
9. Terry Bradshaw (1981)	22
10. Ben Roethlisberger (2015)	21
Ben Roethlisberger (2011)	21
Kordell Stewart (1997)	21
Ed Brown (1963)	21

GAME:

1. Ben Roethlisberger (11/2/14 vs. Baltimore)	6
Ben Roethlisberger (10/26/14 vs. Indianapolis)	6
3. Ben Roethlisberger (10/2/16 vs. Kansas City)	5
Ben Roethlisberger (10/9/11 vs. Tennessee)	5
Ben Roethlisberger (11/5/07 vs. Baltimore)	5
Mark Malone (9/8/85 vs. Indianapolis)	5
Terry Bradshaw (11/15/81 at Atlanta)	5
8. Ben Roethlisberger (10/9/16 vs. NY Jets)	4
Ben Roethlisberger (12/6/15 vs. Indianapolis)	4
Ben Roethlisberger (11/17/13 vs. Detroit)	4
Ben Roethlisberger (11/3/13 at New England)	4
Ben Roethlisberger (9/23/12 at Oakland)	4
Ben Roethlisberger (10/21/07 at Denver)	4
Ben Roethlisberger (9/9/07 at Cleveland)	4
Tommy Maddox (11/10/02 vs. Atlanta)	4
Bubby Brister (12/23/90 vs. Cleveland)	4
Bubby Brister (10/29/90 vs. L.A. Rams)	4
Bubby Brister (10/14/90 at Denver)	4
Mark Malone (11/25/84 vs. San Diego)	4
Terry Bradshaw (9/28/80 vs. Chicago)	4
Terry Bradshaw (11/4/79 vs. Washington)	4
Dick Shiner (11/24/68 vs. San Francisco)	4
Ed Brown (10/27/63 vs. Dallas)	4
Bobby Layne (12/10/61 at Washington)	4
Bobby Layne (9/24/60 at Dallas)	4
Jim Finks (10/17/54 vs. Cleveland)	4
Jim Finks (11/30/52 vs. N.Y. Giants)	4
Jim Finks (11/16/52 at Cleveland)	4

Most Passes Had Intercepted

CAREER:

1. Terry Bradshaw (1970-83)	210
2. Ben Roethlisberger (2004-16)	160
3. Jim Finks (1949-55)	88
4. Bobby Layne (1958-62)	81
5. Kordell Stewart (1995-2002)	72

SEASON:

1. Jim Finks (1955)	26
2. Terry Bradshaw (1979)	25
3. Terry Bradshaw (1970)	24
4. Ben Roethlisberger (2006)	23
5. Terry Bradshaw (1980)	22
Terry Bradshaw (1971)	22

GAME:

1. Tommy Wade (12/12/65 vs. Philadelphia)	7
2. Mark Malone (9/20/87 at Cleveland)	5
Terry Bradshaw (11/18/79 at San Diego)	5
Terry Bradshaw (10/30/77 at Baltimore)	5
Dick Shiner (11/24/68 vs. San Francisco)	5
Dick Shiner (11/17/68 vs. Cleveland)	5
John Gildea (12/1/35 at Boston)	5
8. 22 times, last time by Ben Roethlisberger (10/26/08 vs. N.Y. Giants)	4

Highest Passer Rating

CAREER (Min. 800 Att.):

1. Ben Roethlisberger (2004-16)	94.1
2. Neil O'Donnell (1990-95)	81.8
3. Tommy Maddox (2001-05)	76.7
4. Kordell Stewart (1995-2002)	72.3
5. Mike Tomczak (1993-99)	71.6
6. Terry Bradshaw (1970-83)	70.9
7. Bubby Brister (1986-92)	69.8
8. Bobby Layne (1958-62)	65.5
9. Mark Malone (1980-87)	62.4
10. Jim Finks (1949-55)	54.7

SEASON (Min. 14 Att./Game):

1. Ben Roethlisberger (2007)	104.1
2. Ben Roethlisberger (2014)	103.3
3. Ben Roethlisberger (2009)	100.5
4. Ben Roethlisberger (2005)	98.6
5. Ben Roethlisberger (2004)	98.1
6. Ben Roethlisberger (2012)	97.0
Ben Roethlisberger (2010)	97.0
8. Ben Roethlisberger (2016)	95.4
9. Ben Roethlisberger (2015)	94.5
10. Ben Roethlisberger (2013)	92.0

STEELERS All-Time Receiving

Most Receptions

CAREER:

1. Hines Ward (1998-2011)	1,000
2. Antonio Brown (2010-16)	632
3. Heath Miller (2005-15) (TE)	592
4. John Stallworth (1974-87)	537
5. Louis Lipps (1984-91)	358
6. Lynn Swann (1974-82)	336
7. Elbie Nickel (1947-57) (TE)	329
8. Franco Harris (1972-83)	306
9. Plaxico Burress (2000-04, 12-13)	264
10. Charles Johnson (1994-98)	247

SEASON:

1. Antonio Brown (2015)	136
2. Antonio Brown (2014)	129
3. Hines Ward (2002)	112
4. Antonio Brown (2013)	110
5. Antonio Brown (2016)	106
6. Hines Ward (2009)	95
Hines Ward (2003)	95
8. Hines Ward (2001)	94
9. Yancey Thigpen (1995)	85
10. Le'Veon Bell (2014)(RB)	83

Steelers *All-Time Individual Leaders*

Most Receptions (Continued)

GAME:

1. Antonio Brown (11/8/15 vs. Oakland)	17
2. Antonio Brown (12/20/15 vs. Denver)	16
3. Antonio Brown (11/13/16 vs. Dallas)	14
Courtney Hawkins (11/1/98 vs. Tennessee)	14
5. Antonio Brown (1/3/16 at Cleveland)	13
Hines Ward (11/30/03 vs. Cincinnati)	13
7. Antonio Brown (9/25/16 at Philadelphia)	12
Antonio Brown (9/29/13 at Minnesota)	12
J.R. Wilburn (10/22/67 vs. Dallas)	12
10. Antonio Brown (9/27/15 at St. Louis)	11
Antonio Brown (11/2/14 vs. Baltimore)	11
Hines Ward (11/16/08 vs. San Diego)	11
Hines Ward (12/2/07 vs. Cincinnati)	11
Hines Ward (11/10/02 vs. Atlanta)	11
Yancey Thigpen (10/26/97 vs. Jacksonville)	11
John Stallworth (9/30/85 vs. Cincinnati)	11
Franco Harris (9/19/82 vs. Cincinnati)	11
Roy Jefferson (11/3/68 at Atlanta)	11
19. Antonio Brown (12/25/16 vs. Baltimore)	10
Le'Veon Bell (10/23/16 vs. New England)	10
Martavis Bryant (12/20/15 vs. Denver)	10
Heath Miller (12/13/15 at Cincinnati)	10
Antonio Brown (11/15/15 vs. Cleveland)	10
Heath Miller (11/1/15 vs. Cincinnati)	10
Antonio Brown (12/14/14 at Atlanta)	10
Antonio Brown (10/26/14 vs. Indianapolis)	10
Heath Miller (9/28/14 vs. Tampa Bay)	10
Antonio Brown (9/21/14 at Carolina)	10
Hines Ward (11/22/09 at Kansas City)	10
Hines Ward (11/17/02 at Tennessee)	10
Hines Ward (12/9/01 vs. N.Y. Jets)	10
Yancey Thigpen (9/24/95 vs. Minnesota)	10
Yancey Thigpen (11/5/95 at Chicago)	10
Andre Hastings (9/18/95 at Miami)	10
Dick Compton (10/7/67 at Cleveland)	10
Elbie Nickel (12/14/52 at Los Angeles)	10
Val Jansante (10/30/49 vs. Philadelphia)	10

Most Yards Receiving

CAREER:

1. Hines Ward (1998-2011)	12,083
2. John Stallworth (1974-87)	8,723
3. Antonio Brown (2010-16)	8,377
4. Heath Miller (2005-15) (TE)	6,569
5. Louis Lipps (1984-91)	6,018
6. Lynn Swann (1974-82)	5,462
7. Elbie Nickel (1947-57) (TE)	5,131
8. Buddy Dial (1959-63)	4,723
9. Plaxico Burress (2000-04, 12-13)	4,206
10. Mike Wallace (2009-12)	4,042

SEASON:

1. Antonio Brown (2015)	1,834
2. Antonio Brown (2014)	1,698
3. Antonio Brown (2013)	1,499
4. Yancey Thigpen (1997)	1,398
5. John Stallworth (1984)	1,395
6. Hines Ward (2002)	1,329
7. Plaxico Burress (2002)	1,325
8. Yancey Thigpen (1995)	1,307
9. Buddy Dial (1963)	1,295
10. Antonio Brown (2016)	1,284

GAME:

1. Antonio Brown (11/8/15 vs. Oakland)	284
2. Plaxico Burress (11/10/02 vs. Atlanta)	253
3. Buddy Dial (10/22/61 vs. Cleveland)	235
4. Jimmy Orr (12/13/58 vs. Chicago Cardinals)	205
5. Elbie Nickel (12/14/52 at L.A. Rams) (TE)	202
6. Markuss Wheaton (11/29/15 at Seattle)	201
7. Roy Jefferson (11/3/68 at Atlanta)	199
8. Antonio Brown (9/22/13 vs. Chicago)	196
Yancey Thigpen (10/26/97 vs. Jacksonville)	196
10. Antonio Brown (9/20/15 vs. San Francisco)	195

Most 100-Yard Receiving Games

CAREER:

1. Antonio Brown (2010-16)	29
Hines Ward (1998-11)	29
3. John Stallworth (1974-87)	25
4. Buddy Dial (1959-63)	18
5. Louis Lipps (1984-91)	16
6. Mike Wallace (2009-12)	14
7. Roy Jefferson (1965-69)	13
8. Plaxico Burress (2000-04, 12-13)	12
9. Lynn Swann (1974-82)	11
Gary Ballman (1962-66)	11

SEASON:

1. Antonio Brown (2015)	9
2. Antonio Brown (2014)	8
3. Mike Wallace (2010)	7
John Stallworth (1984)	7
5. Yancey Thigpen (1997)	6
Buddy Dial (1963)	6
7. Antonio Brown (2013)	5
Hines Ward (2009)	5
Louis Lipps (1989)	5
Roy Jefferson (1969)	5
11. Antonio Brown (2016)	4
Mike Wallace (2011)	4
Hines Ward (2010)	4
Hines Ward (2008)	4
Hines Ward (2005)	4
Hines Ward (2002)	4
Plaxico Burress (2002)	4
Plaxico Burress (2001)	4
Charles Johnson (1996)	4
Yancey Thigpen (1995)	4
Louis Lipps (1985)	4
John Stallworth (1981)	4
Theo Bell (1980)	4
Roy Jefferson (1968)	4
Buddy Dial (1962)	4
Buddy Dial (1961)	4

Most Touchdowns Receiving

CAREER:

1. Hines Ward (1998-2011)	85
2. John Stallworth (1974-87)	63
3. Lynn Swann (1974-82)	51
4. Antonio Brown (2010-16)	50
5. Heath Miller (2005-15) (TE)	45
6. Buddy Dial (1959-63)	42
7. Louis Lipps (1984-91)	39
8. Elbie Nickel (1947-57) (TE)	37
9. Ray Mathews (1951-59)	34
10. Mike Wallace (2009-12)	32

Steelers All-Time Individual Leaders

Most Touchdowns Receiving (Continued)

SEASON:

1. Antonio Brown (2014)	13
2. Antonio Brown (2016)	12
Hines Ward (2002)	12
Louis Lipps (1985)	12
Buddy Dial (1961)	12
6. Hines Ward (2005)	11
John Stallworth (1984)	11
Lynn Swann (1978)	11
Lynn Swann (1975)	11
Roy Jefferson (1968)	11
11. Antonio Brown (2015)	10
Jerricho Cotchery (2013)	10
Mike Wallace (2010)	10
Hines Ward (2003)	10
Ron Shanklin (1973)	10

GAME:

1. Roy Jefferson (11/3/68 at Atlanta)	4
2. Antonio Brown (11/29/16 at Indianapolis)	3
Jerricho Cotchery (11/3/13 at New England)	3
Hines Ward (10/22/06 at Atlanta)	3
Charles Johnson (11/1/98 vs. Tennessee)	3
Yancey Thigpen (12/7/97 vs. Denver)	3
Eric Green (10/14/90 at Denver) [TE]	3
Weegie Thompson (11/2/86 vs. Green Bay)	3
Louis Lipps (9/8/85 vs. Indianapolis)	3
John Stallworth (11/25/84 vs. San Diego)	3
John Stallworth (11/4/84 vs. Houston)	3
Jim Smith (9/28/80 vs. Chicago)	3
Buddy Dial (10/27/63 vs. Dallas)	3
Ray Mathews (10/17/54 vs. Cleveland)	3

Most Consecutive Games Played with at Least One Reception

REGULAR SEASON:

1. Hines Ward (began 11/9/98 vs. Green Bay to 11/8/10 at Cincinnati)	186
2. Heath Miller (began 11/20/08 vs. Cincinnati to 10/18/15 vs. Arizona)	103
3. Antonio Brown (began 10/3/10 vs. Baltimore and is an active streak entering the 2017 season)	99

STEELERS All-Time Punting

Most Punts

CAREER:

1. Bobby Walden (1968-77)	716
2. Josh Miller (1996-2003)	572
3. Craig Colquitt (1978-81, 1983-84)	429
4. Harry Newsome (1985-89)	375
5. Mark Royals (1992-94)	259

SEASON:

1. Mark Royals (1994)	97
2. Josh Miller (2000)	90
3. Mark Royals (1993)	89
4. Harry Newsome (1986)	86
5. Josh Miller (2003)	84
Josh Miller (1999)	84
Craig Colquitt (1981)	84
8. Harry Newsome (1989)	82
9. Josh Miller (1998)	81
10. Craig Colquitt (1983)	80
Pat Brady (1953)	80

GAME:

1. Josh Miller (10/15/00 vs. Cincinnati)	12
2. Mark Royals (11/6/94 at Houston)	11
Mark Royals (12/5/93 vs. New England)	11
4. Harry Newsome (11/9/86 at Buffalo)	10
Harry Newsome (9/16/85 at Cleveland)	10
Bobby Walden (12/7/69 vs. Dallas)	10

Highest Punting Average

CAREER (Min. 100 Punts):

1. Bobby Joe Green (1960-61)	45.7
2. Pat Brady (1952-54)	44.5
3. Daniel Sepulveda (2007-11)	43.7
4. Frank Lambert (1965-66)	43.6
5. Josh Miller (1996-2003)	42.9

SEASON (Min. 50 Punts):

1. Bobby Joe Green (1961)	47.0
2. Pat Brady (1953)	46.9
3. Daniel Sepulveda (2010)	45.5
4. Harry Newsome (1988)	45.4
5. Josh Miller (1999)	45.2
Bobby Walden (1970)	45.2

Longest Punt

1. Joe Geri (11/20/49 at Green Bay)	82
2. Jordan Berry (10/18/15 vs. Arizona)	79
Drew Butler (12/9/12 vs. San Diego)	79
4. Josh Miller (12/2/99 at Jacksonville)	75
Bobby Joe Green (1960)	75
6. Brad Wing (12/7/14 at Cincinnati)	74
Craig Colquitt (12/7/81 at Oakland)	74
Bob Cifers (1947)	74

STEELERS All-Time Punt Returns

Most Punt Returns

CAREER:

1. Rod Woodson (1987-96)	257
2. Antwaan Randle El (2002-05, 10)	182
3. Antonio Brown (2010-16)	175
4. Theo Bell (1976, 1978-80)	139
5. Louis Lipps (1984-91)	107
6. Glen Edwards (1971-77)	99
7. Jim Smith (1977-82)	98
8. Andre Hastings (1993-96)	87
9. Hank Poteat (2000-02)	76
10. Rick Woods (1982-86)	70

SEASON

1. Louis Lipps (1984)	53
2. Andre Hastings (1995)	48
3. Antwaan Randle El (2003)	45
Theo Bell (1979)	45
5. Antwaan Randle El (2005)	44
6. Paul Skansi (1983)	43
7. Antwaan Randle El (2004)	42
Rod Woodson (1993)	42
9. Lynn Swann (1974)	41
10. Rod Woodson (1994)	39
Theo Bell (1976)	39

GAME

1. Theo Bell (12/16/79 vs. Buffalo)	10
-------------------------------------	----

Steelers All-Time Individual Leaders

Most Yards Punt Returns

CAREER:

1. Rod Woodson (1987-96)	2,362
2. Antonio Brown (2010-16)	1,698
3. Antwaan Randle El (2002-05, 10)	1,650
4. Theo Bell (1976, 1978-80)	1,259
5. Louis Lipps (1984-91)	1,212
6. Glen Edwards (1971-77)	941
7. Bill Dudley (1942, 1945-46)	838
8. Hank Poteat (2000-02)	788
9. Ray Mathews (1951-59)	779
10. Lynn Swann (1974-82)	739

SEASON:

1. Louis Lipps (1984)	656
2. Lynn Swann (1974)	577
3. Antwaan Randle El (2003)	542
4. Andre Hastings (1995)	474
5. Hank Poteat (2000)	467
6. Antwaan Randle El (2005)	448
7. Louis Lipps (1985)	437
8. Walt Slater (1947)	435
9. Antonio Brown (2013)	409
10. Rod Woodson (1990)	398

Most Touchdowns Punt Returns

CAREER:

1. Antonio Brown (2010-16)	4
Antwaan Randle El (2002-05, 10)	4
3. Louis Lipps (1984-91)	3
Ray Mathews (1951-59)	3

SEASON:

1. Antwaan Randle El (2005)	2
Antwaan Randle El (2003)	2
Louis Lipps (1985)	2
Ray Mathews (1952)	2

GAME:

1. Many, last time by Antonio Brown (12/6/15 vs. Indianapolis)	1
---	----------

Highest Punt Return Average

CAREER (Min. 75 Ret.):

1. Louis Lipps (1984-91)	11.3
2. Hank Poteat (2000-02)	10.4
3. Antonio Brown (2010-16)	9.7
4. Glen Edwards (1971-77)	9.5
5. Rod Woodson (1987-96)	9.2
6. Antwaan Randle El (2002-05, 2010)	9.1
Theo Bell (1976, 1978-80)	9.1
8. Andre Hastings (1993-96)	8.4

SEASON (Min. 20 Ret.):

1. Art Jones (1941)	16.6
2. Bobby Gage (1949)	15.9
3. Walt Slater (1947)	15.5
4. Ray Mathews (1951)	15.4
5. Ray Mathews (1952)	15.3

Longest Punt Returns

1. Brady Keys (9/20/64 vs. N.Y. Giants)	90
2. Antwaan Randle El (10/26/03 vs. St. Louis)	84t
3. Brady Keys (9/22/63 vs. N.Y. Giants)	82
4. Antwaan Randle El (1/1/06 vs. Detroit)	81t
5. Rod Woodson (10/25/92 at Kansas City)	80t
Roy Jefferson (11/10/68 at St. Louis Cardinals)	80t
7. Louis Lipps (11/19/84 at New Orleans)	76t
8. Antwaan Randle El (12/18/05 at Minnesota)	72t
Antwaan Randle El (10/16/05 vs. Jacksonville)	72t
10. Andre Hastings (9/10/95 at Houston)	72t

STEELERS All-Time Kickoff Returns

Most Kickoff Returns

CAREER:

1. Rod Woodson (1987-96)	220
2. Larry Anderson (1978-81)	122
3. Dwight Stone (1987-94)	109
4. Lynn Chandnois (1950-56)	92
5. Antwaan Randle El (2002-05, 10)	78
Will Blackwell (1997-01)	78
7. Ernie Mills (1991-96)	76
8. Gary Ballman (1962-66)	64
9. Ike Taylor (2003-14)	55
Stefan Logan (2009)	55

SEASON:

1. Stefan Logan (2009)	55
2. Ernie Mills (1995)	54
3. Rod Woodson (1991)	44
4. Chris Rainey (2012)	39
Henry Odom (1983)	39
6. Allen Rossum (2007)	38
7. Ike Taylor (2003)	37
Rod Woodson (1988)	37
Larry Anderson (1981)	37
Larry Anderson (1978)	37

GAME:

1. Rich Erenberg (9/2/84 vs. Kansas City)	7
Jack Deloplaine (9/26/76 vs. New England)	7

Most Yards Kickoff Returns

CAREER:

1. Rod Woodson (1987-96)	4,894
2. Larry Anderson (1978-81)	2,866
3. Lynn Chandnois (1950-56)	2,720
4. Dwight Stone (1987-94)	2,086
5. Will Blackwell (1997-2001)	1,772
6. Ernie Mills (1991-96)	1,753
7. Antwaan Randle El (2002-05,10)	1,742
8. Gary Ballman (1962-66)	1,711
9. Stefan Logan (2009)	1,466
10. Jim Butler (1965-67)	1,186

SEASON:

1. Stefan Logan (2009)	1,466
2. Ernie Mills (1995)	1,306
3. Chris Rainey (2012)	1,035
4. Rod Woodson (1989)	982
5. Larry Anderson (1978)	930
6. Allen Rossum (2007)	885
7. Rod Woodson (1991)	880
8. Rod Woodson (1988)	850
9. Ike Taylor (2003)	831
10. Larry Anderson (1981)	825

Most Touchdowns Kickoff Returns

CAREER:

1. Lynn Chandnois (1950-66)	3
2. Will Blackwell (1997-01)	2
Rod Woodson (1987-96)	2

SEASON:

1. Lynn Chandnois (1952)	2
--------------------------	---

GAME:

1. Several, last time by Antonio Brown (9/19/10 at Tennessee)	1
--	----------

Steelers All-Time Individual Leaders

Highest Kickoff Return Average

CAREER (Min. 40 Ret.):

1. Lynn Chandnois (1950-56)	29.6
2. Stefan Logan (2009)	26.7
Gary Ballman (1962-66)	26.7
4. Ray Mathews (1951-59)	25.5
5. Antonio Brown (2010-16)	25.0
6. Emmanuel Sanders (2010-13)	24.8
7. Brady Keys (1961-67)	23.7
8. Don Shy (1967-68)	23.6
9. Larry Anderson (1978-81)	23.5
10. Ernie Mills (1991-1996)	23.1

SEASON (Min. 15 Ret.):

1. Lynn Chandnois (1952)	35.2
2. Gary Ballman (1963)	31.7
3. Mel Blount (1970)	29.7
4. Lynn Chandnois (1953)	29.0
5. Antonio Brown (2011)	27.3
Rod Woodson (1989)	27.3
7. Steve Davis (1973)	26.9
8. Stefan Logan (2009)	26.7
Jim Butler (1966)	26.7
10. Chris Rainey (2012)	26.5
Sid Watson (1955)	26.5

Longest Kick Returns

1. Don McCall (11/23/69 at Minnesota)	101t
2. Antwaan Randle El (10/13/02 at Cincinnati)	99t
3. Allen Rossum (9/23/07 vs. San Francisco)	98t
Will Blackwell (12/24/00 at San Diego)	98t
5. Will Blackwell (10/9/97 at Baltimore)	97t
6. Billy Wells (10/13/57 vs. Chicago Cardinals)	96t
7. Larry Anderson (11/25/79 vs. Cleveland)	95t
8. Mike Collier (10/26/75 at Green Bay)	94t
9. Jim Butler (10/30/66 at Dallas)	93t
Gary Ballman (11/17/63 at Washington)	93
Lynn Chandnois (10/3/53 vs. N.Y. Giants)	93t
Lynn Chandnois (10/12/52 at Philadelphia)	93t

STEELERS All-Time Interceptions

Most Interceptions

CAREER:

1. Mel Blount (1970-83)	57
2. Jack Butler (1951-59)	52
3. Donnie Shell (1974-87)	51
4. Rod Woodson (1987-96)	38
5. Dwayne Woodruff (1979-85, 1986-90)	37
6. Mike Wagner (1971-80)	36
7. Troy Polamalu (2003-14)	32
Darren Perry (1992-98)	32
Jack Ham (1971-82)	32
10. Jack Lambert (1974-84)	28

SEASON:

1. Mel Blount (1975)	11
2. Jack Butler (1957)	10
Howard Hartley (1951)	10
Bill Dudley (1946)	10
5. Jack Butler (1958)	9
Jack Butler (1953)	9
7. Rod Woodson (1993)	8
Mike Wagner (1973)	8
Clendon Thomas (1963)	8
Johnny Sample (1961)	8

GAME:

1. Jack Butler (12/13/53 at Washington)	4
2. 8 times; last time by Darren Perry (9/11/94 at Cleveland)	3
3. Many with 2; last time by Brice McCain (12/28/14 vs. Cincinnati)	2

Most Interception Return Yards

CAREER:

1. Jack Butler (1951-59)	827
2. Rod Woodson (1987-96)	779
3. Mel Blount (1970-83)	736
4. Dwayne Woodruff (1979-85, 1987-90)	689
5. Glen Edwards (1971-78)	652
6. Darren Perry (1992-98)	574
7. Mike Wagner (1971-80)	491
8. Donnie Shell (1974-87)	490
9. Troy Polamalu (2003-14)	398
10. Tony Compagno (1946-48)	382

SEASON:

1. Bill Dudley (1946)	242
2. Chad Scott (2001)	204
3. Glen Edwards (1973)	186
4. Tony Compagno (1948)	179
5. Dewayne Washington (1998)	178

Most Touchdowns on Interceptions

CAREER:

1. William Gay (2007-11, 13-16)	5
Rod Woodson (1987-96)	5
3. Chad Scott (1997-04)	4
Jack Butler (1951-59)	4
5. Troy Polamalu (2003-14)	3
Deshea Townsend (1998-09)	3
Carnell Lake (1989-98)	3
Dwayne Woodruff (1979-85, 1986-90)	3
Tony Compagno (1946-48)	3
10. Tyrone Carter (2004-09)	2
Dewayne Washington (1998-03)	2
Bryan Hinkle (1982-93)	2
Mike Merriweather (1982-87)	2
Donnie Shell (1974-87)	2
Sam Washington (1982-85)	2
Mel Blount (1970-83)	2
Glen Edwards (1971-77)	2
John Rowser (1970-73)	2
Marv Woodson (1964-69)	2
Jim Bradshaw (1963-67)	2

SEASON:

1. William Gay (2014)	3
2. Chad Scott (2001)	2
Dewayne Washington (1998)	2
Rod Woodson (1994)	2
Sam Washington (1984)	2
Jack Butler (1954)	2
Tony Compagno (1947)	2

GAME:

1. Dewayne Washington (11/22/98 vs. Jacksonville; 78, 52)	2
2. Several, last time by William Gay (12/13/15 at Cincinnati)	1

Most Consecutive Games Intercepting a Pass

1. Mel Blount (1975)	6
----------------------	---

Longest Interception Returns

1. Martin Kottler (9/27/33 vs. Chicago Cardinals)	99t
2. Jack Hinkle (10/9/43 vs. N.Y. Giants)	91
3. Lawrence Timmons (11/30/08 at New England)	89
4. Glen Edwards (9/30/73 at Houston)	86t
5. Joey Porter (9/15/02 vs. Oakland)	84
6. Keyaron Fox (10/25/09 vs. Minnesota)	82t
Jim Bradshaw (10/24/65 at Philadelphia)	82t
Tony Compagno (11/7/48 vs. Green Bay)	82t
9. Russ Craft (10/17/54 vs. Cleveland)	81t
10. Bill Dudley (11/3/46 vs. Washington)	80t

Steelers *All-Time Individual Leaders*

STEELERS *All-Time Sacks*

Most Quarterback Sacks

CAREER:

1. James Harrison (2002, 2004-12, 2014-16)	79.5
2. Jason Gildon (1994-03)	77.0
3. L.C. Greenwood (1969-81)	73.5
4. Joe Greene (1969-81)	66.0
5. Joey Porter (1999-06)	60.0
6. Keith Willis (1982-87,89-91)	59.0
7. LaMarr Woodley (2007-13)	57.0
8. Greg Lloyd (1988-97)	53.5
9. Dwight White (1971-80)	46.0
10. Aaron Smith (1999-11)	44.0

SEASON:

1. James Harrison (2008)	16.0
2. Mike Merriweather (1984)	15.0
3. Kevin Greene (1994)	14.0
Keith Willis (1983)	14.0
5. LaMarr Woodley (2009)	13.5
Jason Gildon (2000)	13.5

GAME:

1. Joe Greene (12/10/72 at Houston)	5.0
2. Chad Brown (10/13/96 vs. Cincinnati)	4.5
L.C. Greenwood (11/25/79 vs. Cleveland)	4.5
4. Joey Porter (10/14/01 at Tampa Bay)	4.0
Jerrold Williams (12/22/91 vs. Cleveland)	4.0
Edmund Nelson (9/16/84 vs. L.A. Rams)	4.0

Most Consecutive Games With at Least a Half-Sack

1. LaMarr Woodley (2009-10)	10
2. Greg Lloyd (1994)	6
Joe Greene (1974)	6
Ernie Holmes (1974)	6
5. Jason Gildon (1998)	5
Dwight White (1972)	5

STEELERS *All-Time Fumble Recoveries*

CAREER:

1. Ernie Stautner (1950-63)	23
2. Jack Ham (1971-82)	21
3. Donnie Shell (1974-87)	19
4. John Reger (1955-63)	17
5. Jack Lambert (1974-84)	16
6. Carnell Lake (1989-98)	15
Greg Lloyd (1988-97)	15
Joe Greene (1969-81)	15
9. Robin Cole (1977-87)	14
L.C. Greenwood (1969-81)	14

SEASON:

1. Jack Lambert (1976)	7
2. Carnell Lake (1989)	5
Donnie Shell (1978)	5
Joe Greene (1978)	5
L.C. Greenwood (1971)	5
Gary Glick (1957)	5
John Reger (1957)	5
John Reger (1955)	5

Steelers *All-Time Opponent Records*

TOP TEN *Opponent Performances*

Top 10 Rushing Performances

GAME:	Att. Yds. TDs
1. Fred Taylor (11/19/00 vs. Jacksonville)	30-234-3
2. O.J. Simpson (9/28/75 vs. Buffalo)	23-227-1
3. Steve Van Buren (11/27/49 at Philadelphia)	27-205-0
4. Jay Ajayi (10/16/16 at Miami)	25-204-2
5. John David Crow (12/18/60 at St. Louis)	24-203-0
6. Joe Morris (12/21/85 at N.Y. Giants)	36-202-3
7. O.J. Simpson (10/29/72 at Buffalo)	22-189-1
8. Jim Brown (10/5/63 at Cleveland)	21-175-1
9. Curtis Martin (12/14/03 at N.Y. Jets)	30-174-0
10. Terry Allen (12/20/92 vs. Minnesota)	33-172-0

Top 10 Passing Performances

GAME:	Att. Comp. Yds. TDs INTs
1. Tom Brady (11/3/13 at New England)	33-23-432-4-0
2. Doug Williams (9/11/88 at Washington)	52-30-430-2-1
3. Charley Johnson (10/13/63 at St. Louis)	41-20-428-2-1
4. Norm Snead (11/17/63 at Washington)	40-23-424-2-2
5. Carson Palmer (10/18/15 vs. Arizona)	45-29-421-1-2
6. Steve Bartkowski (11/15/81 at Atlanta)	50-33-416-2-2
7. Bernie Kosar (11/23/86 at Cleveland)	46-28-414-2-1
8. Jon Kitna (12/30/01 at Cincinnati)	68-35-411-2-1
9. Boomer Esiason (11/22/87 at Cincinnati)	53-30-409-0-3
10. Rich Gannon (9/15/02 vs. Oakland)	64-43-403-1-2

Top 10 Receiving Performances

GAME:	Rec. Yds. TDs
1. Qadry Ismail (12/12/99 vs. Baltimore)	6-258-3
2. Josh Gordon (11/24/13 at Cleveland)	14-237-1
3. A.J. Green (12/17/14 at Cincinnati)	11-224-1
4. Bobby Mitchell (11/17/63 at Washington)	11-218-2
5. Eddie Brown (11/6/88 at Cincinnati)	7-216-2
6. Jackie Smith (10/13/63 at St. Louis)	9-212-2
7. Carl Pickens (10/11/98 at Cincinnati)	13-204-1
8. Derrick Alexander (12/1/96 at Baltimore)	7-198-1
9. John Gilliam (10/5/69 vs. St. Louis)	10-197-1
10. John Brown (10/18/15 vs. Arizona)	10-196-0

Steelers Team Records

GAMES WON

SEASON: 15 (2004)
 MOST CONSECUTIVE: 16 (2004-05)
 MOST CONSECUTIVE (ONE SEASON): 14 (2004)

SCORING**Most Points**

GAME: 63 (11/30/52 vs. N.Y. Giants)
 SEASON: 436 (2014)

Most Points Allowed

GAME: 55 (11/3/13 at New England)
 SEASON: 421 (1988)

Fewest Points

GAME: 0 (many times, last time 11/26/06 at Baltimore)
 SEASON: 51 (1934 - 12 games)
 202 (1965 - 14 games)
 263 (1998 - 16 games)

Fewest Points Allowed

GAME: 0 (many times, last time 12/24/11 vs. St. Louis)
 SEASON: 117 (1946 - 11 games)
 138 (1976 - 14 games)
 195 (1978 - 16 games)

Most Points, Combined

GAME: 98 (12/8/85, San Diego 54, Pittsburgh 44)
 SEASON: 804 (2014)

Fewest Points, Combined

GAME: 0 (10/22/33, Pittsburgh 0, Cincinnati 0)
 SEASON: 238 (1940 - 11 games)
 339 (1957 - 12 games)
 480 (1976 - 14 games)
 524 (1992 - 16 games)

Most Touchdowns

GAME: 9 (11/30/52 vs. N.Y. Giants)
 SEASON: 52 (1979)

Fewest Touchdowns

GAME: 0 (many times, last time 9/25/16 at Philadelphia)
 SEASON: 6 (1940 - 11 games)
 25 (1965 - 14 games)

Most Touchdowns Allowed

GAME: 8 (12/8/85 vs. San Diego; 1/3/16 at Cleveland)
 SEASON: 53 (1965)

Fewest Touchdowns Allowed

GAME: 0 (several times, last time 1/3/16 vs. Cleveland)
 SEASON: 14 (1976 - 14 games)
 21 (2008 - 16 games)

Most Rushing Touchdowns

GAME: 5 (9/20/81 vs. N.Y. Jets; 11/7/76 at Kansas City)
 SEASON: 33 (1976)

Fewest Rushing Touchdowns

GAME: 0 (many times, last time 12/18/16 at Cincinnati)
 SEASON: 2 (1940 - 11 games)
 7 (1968 - 14 games)

Most Rushing Touchdowns Allowed

GAME: 6 (10/24/53 vs. Green Bay; 10/14/34 at Boston)
 SEASON: 20 (1988; 1947)

Fewest Rushing Touchdowns Allowed

GAME: 0 (many times, last time 12/14/16 vs. NY Giants)
 SEASON: 5 (2010; 2001; 1997; 1982; 1976)

Most Passing Touchdowns

GAME: 6 (twice, last time 11/21/14 vs. Baltimore)
 SEASON: 34 (2007)

Fewest Passing Touchdowns

GAME: 0 (many times, last time 12/11/16 at Buffalo)
 SEASON: 0 (1945 - 10 games)
 10 (1989)

Most Passing Touchdowns Allowed

GAME: 6 (9/8/91 vs. Buffalo)
 SEASON: 34 (1962)

Fewest Passing Touchdowns Allowed

GAME: 0 (many times, last time 12/18/16 at Cincinnati)
 SEASON: 6 (1946)

Most Defensive Touchdowns

GAME: 3 (10/10/83 vs. Cincinnati)
 SEASON: 7 (1987; 1983)

Most Points After Touchdown

GAME: 9 (11/30/52 vs. N.Y. Giants)
 SEASON: 50 (1979)

Most Points After Touchdown Allowed

GAME: 7 (9/8/91 at Buffalo; 11/23/69 at Minnesota;
 10/30/66 at Dallas)
 SEASON: 49 (1969; 1968; 1965)

Most Field Goals

GAME: 6 (3 times, the last time 12/18/16 at Cincinnati
 12/11/02 at Jacksonville; 10/23/88 vs. Denver)
 SEASON: 34 (1995)

Most Field Goals Allowed

GAME: 7 (9/24/67 vs. St. Louis Cardinals)
 SEASON: 32 (1998)

FIRST DOWNS**Most First Downs**

GAME: 36 (twice, last time 11/30/14 vs. New Orleans)
 SEASON: 379 (2014)

Most First Downs By Opponents

GAME: 35 (11/23/86 at Cleveland)
 SEASON: 327 (2015)

Most First Downs, Combined

GAME: 60 (10/26/14; Pittsburgh 34 Indianapolis 26)
 SEASON: 693 (2014)

Most Rushing First Downs

GAME: 21 (11/7/76 at Kansas City)
 SEASON: 163 (1976)

Most Rushing First Downs Allowed

GAME: 18 (11/9/69 vs. Chicago Bears)
 SEASON: 122 (1965)

Most Passing First Downs

GAME: 25 (twice, last time 11/30/14 vs. New Orleans)
 SEASON: 243 (2014)

Most Passing First Downs Allowed

GAME: 22 (12/5/48 vs. N.Y. Giants)
 SEASON: 231 (2015)

Most First Downs by Penalties

GAME: 7 (12/18/16 at Cincinnati)
 SEASON: 38 (2014)

Most First Downs by Penalties By Opponents

GAME: 9 (10/30/77 at Baltimore)
 SEASON: 40 (1978)

Steelers Team Records

NET YARDS

Most Net Yards Gained

GAME: 683 (12/13/58 vs. Chicago Cardinals)
SEASON: 6,577 (2014)

Fewest Net Yards Gained

GAME: 53 (9/10/89 vs. Cleveland)
SEASON: 3,354 (1965)

Most Net Yards Gained By Opponent

GAME: 610 (11/3/13 at New England)
SEASON: 5,809 (2015)

Fewest Net Yards Gained By Opponent

GAME: 40 (9/12/99 at Cleveland)
SEASON: 3,074 (1974)

RUSHING

Most Yards Gained Rushing

GAME: 361 (10/7/79 at Cleveland)
SEASON: 2,971 (1976)

Fewest Yards Gained Rushing

GAME: -3 (11/9/52 vs. Detroit)
SEASON: 1,092 (1966)

Most Yards Gained Rushing By Opponents

GAME: 426 (11/4/34 at Detroit)
SEASON: 2,193 (1954)

Fewest Yards Gained Rushing By Opponents

GAME: -33 (10/2/43 vs. Brooklyn)
SEASON: 1,004 (2010 - 16 games)

Fewest Yards Rushing Allowed (Per Game)

SEASON: 62.8 (2010)

Most Rushing Attempts

GAME: 64 (10/10/64 at Cleveland)
SEASON: 653 (1976)

Fewest Rushing Attempts

GAME: 11 (11/26/06 at Baltimore)
SEASON: 375 (1966 - 14 games)

Most Rushing Attempts By Opponents

GAME: 64 (11/18/51 vs. Washington;
10/18/36 at Chicago Bears)
SEASON: 516 (1988)

Fewest Rushing Attempts By Opponents

GAME: 6 (10/31/04 vs. New England)
SEASON: 333 (2010)

PASSING

Most Net Yards Gained Passing

GAME: 522 (10/26/14 vs. Indianapolis)
SEASON: 4,825 (2014)

Fewest Net Yards Gained Passing

GAME: -16 (10/17/65 vs. St. Louis Cardinals)
SEASON: 652 (1945 - 10 games)
1,711 (1972 - 14 games)
2,178 (1989 - 16 games)

Most Net Yards Gained Passing By Opponents

GAME: 422 (9/11/88 vs. Washington)
SEASON: 4,661 (2015)

Fewest Net Yards Gained Passing By Opponents

GAME: -28 (12/7/58 at Washington)
SEASON: 1,466 (1974 - 14 games)
2,394 (1978 - 16 games)

Most Passes Attempted

GAME: 59 (11/29/15 at Seattle)
SEASON: 612 (2014)

Fewest Passes Attempted

GAME: 0 (11/13/49 vs. Los Angeles; 11/16/41 vs. Brooklyn)
SEASON: 277 (1976 - 14 games)
358 (2004 - 16 games)

Most Passes Attempted By Opponents

GAME: 68 (12/30/01 at Cincinnati/OT)
SEASON: 625 (2015)

Fewest Passes Attempted By Opponents

GAME: 8 (12/14/74 vs. Cincinnati; 12/1/57 at Philadelphia)
SEASON: 162 (1946 - 11 games)
339 (1974 - 14 games)
442 (1978 - 16 games)

Most Passes Attempted, Combined

GAME: 99 (12/20/15; Pittsburgh 55, Denver 44)
SEASON: 1,215 (2015)

Most Passes Completed

GAME: 40 (12/20/15 vs. Denver; 10/26/14 vs. Indianapolis)
SEASON: 411 (2014)

Fewest Passes Completed

GAME: 0 (11/13/49 vs. L.A. Rams; 11/16/41 vs. Brooklyn)
SEASON: 42 (1941 - 11 games)
140 (1973 - 14 games)
210 (1989 - 16 games)

Most Passes Completed By Opponents

GAME: 43 (9/15/02 vs. Oakland)
SEASON: 402 (2015)

Fewest Passes Completed By Opponents

GAME: 3 (several times; last time 12/8/02 vs. Houston)
SEASON: 64 (1946 - 11 games)
147 (1974 - 14 games)
221 (1978 - 16 games)

Steelers Team Records

SACKS**Most Sacks**

GAME: 10.0 (4 times, last time 10/21/01 at Tampa Bay)
SEASON: 55.0 (2001, 1994)

Most Sacks Allowed

GAME: 12.0 (11/20/66 vs. Dallas)
SEASON: 52.0 (1983; 1969)

INTERCEPTIONS**Most Interceptions**

GAME: 7 (10/13/74 at Kansas City; 11/30/52 vs. N.Y. Giants)
SEASON: 37 (1973)

Fewest Interceptions

GAME: 11/13/16 vs. Dallas
SEASON: 8 (1940)

Most Interceptions By Opponents

GAME: 9 (12/12/65 vs. Philadelphia)
SEASON: 35 (1965)

Fewest Interceptions By Opponents

GAME: 0 (last time 12/18/16 at Cincinnati)
SEASON: 9 (2010; 1994)

Most Yards Interceptions Returned

GAME: 147 (10/17/54 vs. Cleveland)
SEASON: 673 (1973)

Fewest Yards Interceptions Returned

GAME: -3 (12/23/10 vs. Carolina; 10/13/85 at Dallas)
SEASON: 62 (1940)

Most Yards Interceptions Returned By Opponents

GAME: 172 (12/12/65 vs. Philadelphia)
SEASON: 646 (1965)

Fewest Interception Return Yards By Opponents

GAME: -1 (12/27/15 at Baltimore)
SEASON: 29 (2014)

Most Touchdowns On Interceptions

GAME: 2 (8 times, last time 12/12/10 vs. Cincinnati)
SEASON: 5 (1987)

Most Touchdowns On Interceptions By Opponents

GAME: 3 (9/29/68 vs. Baltimore; 12/12/65 vs. Philadelphia)
SEASON: 6 (1965; 1964)

PUNTING**Most Punts**

GAME: 12 (10/15/00 vs. Cincinnati)
SEASON: 97 (1994)

Fewest Punts

GAME: 0 (3 times, last time 12/26/04 vs. Baltimore)
SEASON: 59 (1995)

Most Punts By Opponents

GAME: 11 (5 times, last time 12/3/95 vs. Houston)
SEASON: 100 (1979)

Fewest Punts By Opponents

GAME: 0 (9/17/89 at Cincinnati)
SEASON: 54 (1960; 1954)

Highest Punting Average

SEASON: 47.0 (1961)

Highest Punting Average By Opponents

SEASON: 45.8 (1998)

Highest Net Punting Average

SEASON: 39.1 (2015)

Highest Net Punting Average By Opponents

SEASON: 40.0 (2012)

PUNT RETURNS**Most Punt Returns**

GAME: 10 (12/16/79 vs. Buffalo)
SEASON: 71 (1976)

Most Punt Returns By Opponents

GAME: 10 (12/5/93 vs. New England)
SEASON: 51 (1970)

Most Yardage By Punt Returns

GAME: 178 (11/29/42 vs. Brooklyn)
SEASON: 774 (1974)

Most Yardage By Punt Returns By Opponents

GAME: 167 (11/6/77 at Denver)
SEASON: 678 (1993)

Most Touchdowns By Punt Returns

GAME: 1 (last time, 12/6/15 vs. Indianapolis)
SEASON: 3 (1952)

Most Touchdowns By Punt Returns By Opponents

GAME: 2 (10/24/93 at Cleveland;
11/1/59 at Chicago Cardinals)
SEASON: 3 (1993; 1959)

KICKOFF RETURNS**Most Kickoff Returns**

GAME: 9 (9/25/88 at Buffalo)
SEASON: 74 (1988)

Most Kickoff Returns By Opponents

GAME: 10 (12/18/66 at Atlanta)
SEASON: 88 (1995)

Most Kickoff Return Yardage

GAME: 226 (11/17/68 vs. Cleveland)
SEASON: 1,581 (2009)

Highest Kickoff Return Average

SEASON: 28.9 (1952)

Most Kickoff Return Yardage By Opponents

GAME: 259 (12/18/04 at N.Y. Giants)
SEASON: 1,795 (2009)

Highest Kickoff Return Average By Opponents

SEASON: 24.7 (1964)

Most Touchdowns By Kickoff Returns

GAME: 1 (last time 9/19/10 at Tennessee)
SEASON: 2 (1988; 1952)

Most Touchdowns By Kickoff Returns By Opponents

GAME: 1 (many times, last time 11/2/14 vs. Baltimore)
SEASON: 4 (2009)

Steelers Team Records

PENALTIES

Most Penalties

GAME: 17 (10/30/77 at Baltimore)
SEASON: 122 (1977)

Most Penalties By Opponents

GAME: 14 (3 times, last time 11/5/00 at Tennessee)
SEASON: 121 (2015)

Fewest Penalties

GAME: 0 (9 times, last time 12/16/12 at Dallas)
SEASON: 69 (2006)

Fewest Penalties by Opponents

GAME: 0 (3 times, last time 12/1/02 at Jacksonville)
SEASON: 71 (2001)

Most Penalties Combined, Both Teams

GAME: 25 (12/18/05 at Minnesota)
SEASON: 219 (2005; 1984)

Fewest Penalties Combined, Both Teams

GAME: 0 (11/10/40 vs. Philadelphia; 10/28/34 at Brooklyn)
SEASON: 98 (1941; 1962; 1965)

Most Penalty Yards

GAME: 163 (11/21/10 vs. Oakland)
SEASON: 1,005 (2003)

Most Penalty Yards By Opponents

GAME: 188 (11/15/15 vs. Cleveland)
SEASON: 1,149 (2015)

Fewest Penalty Yards

SEASON: 611 (2006)

Fewest Penalty Yards By Opponent

SEASON: 556 (2007)

Most Penalty Yards Combined, Both Teams

GAME: 239 (10/25/70 at Oakland)
SEASON: 2,017 (2015)

Fewest Penalty Yards Combined, Both Teams

GAME: 0 (11/10/40 vs. Philadelphia; 10/28/34 at Brooklyn)
SEASON: 858 (1941 - 11 games)
941 (1965 - 14 games)
1,322 (2001 - 16 games)

FUMBLES

Most Fumbles

GAME: 10 (10/9/43 vs. N.Y. Giants)
SEASON: 47 (1979)

Most Fumbles By Opponents

GAME: 9 (12/23/90 vs. Cleveland)
SEASON: 42 (1976)

Most Fumbles Lost

GAME: 7 (10/14/79 at Cincinnati)
SEASON: 29 (1950)

Most Fumbles Lost By Opponents

GAME: 8 (12/23/90 vs. Cleveland)
SEASON: 24 (1976)

MISCELLANEOUS

Most Shutouts

SEASON: 5 (1976)

Most Shutouts Against

SEASON: 6 (1934)

Consecutive Quarters Without Scoring a TD*

9 (9/23/90 - 10/7/90)

Consecutive Quarters Without Allowing a TD*

22 (10/10/76 - 11/21/76)
21 (10/1/00 - 11/12/00)

BY THE HALF RECORDS

Scoring—35 points (last time in the 1st half vs. Indianapolis 10/26/14)

Total Net Yards—375 (2nd half/OT, 11/10/02 vs. Atlanta)

Turnovers—7 (2nd half, 12/12/65 vs. Philadelphia)

Sacks—8.0 (2nd half, 10/21/01 at Tampa Bay)

Lead—56 points (2nd half, 11/30/52 vs. N.Y. Giants)

Deficit—51 points (2nd half, 9/10/89 vs. Cleveland)

BY THE QUARTER RECORDS

Scoring—28 points (last time 2nd QT, 10/26/14 vs. Indianapolis)

Total Net Yards—261 (4th QT, 11/14/10 vs. New England)

Turnovers—5 (3rd QT, 9/24/95 vs. Minnesota)

Sacks—6.0 (4th QT, 10/21/01 at Tampa Bay)

Steelers Year-By-Year First Downs

YEAR		G	Tot.	Run	Pass	Pen.
1969	OFF.	14	210	81	115	14
	DEF.	14	260	101	142	17
1970	OFF.	14	206	84	97	25
	DEF.	14	225	91	120	14
1971	OFF.	14	226	98	111	17
	DEF.	14	225	81	132	12
1972	OFF.	14	228	131	79	18
	DEF.	14	228	79	116	24
1973	OFF.	14	217	111	89	17
	DEF.	14	210	95	91	24
1974	OFF.	14	251	136	98	17
	DEF.	14	200	87	83	30
1975	OFF.	14	288	149	125	14
	DEF.	14	214	91	97	26
1976	OFF.	14	271	163	94	14
	DEF.	14	182	69	96	17
1977	OFF.	14	266	122	124	20
	DEF.	14	228	80	112	36
1978	OFF.	16	316	133	149	34
	DEF.	16	264	105	119	40
1979	OFF.	16	337	141	179	17
	DEF.	16	260	95	135	30
1980	OFF.	16	308	111	177	20
	DEF.	16	302	101	171	30
1981	OFF.	16	318	137	156	25
	DEF.	16	323	114	181	28
1982	OFF.	9	171	69	91	11
	DEF.	9	174	49	111	14
1983	OFF.	16	312	156	141	15
	DEF.	16	278	100	151	27
1984	OFF.	16	302	117	167	18
	DEF.	16	282	87	167	28
1985	OFF.	16	315	125	165	25
	DEF.	16	273	105	144	24
1986	OFF.	16	292	125	140	27
	DEF.	16	303	97	176	30
1987	OFF.	15	263	114	126	23
	DEF.	15	289	94	170	25
1988	OFF.	16	292	125	140	27
	DEF.	16	319	110	181	28
1989	OFF.	16	244	106	117	21
	DEF.	16	323	112	177	34
1990	OFF.	16	263	93	150	20
	DEF.	16	257	102	130	25
1991	OFF.	16	254	82	158	14
	DEF.	16	320	98	194	28

YEAR		G	Tot.	Run	Pass	Pen.
1992	OFF.	16	284	119	143	22
	DEF.	16	266	99	146	21
1993	OFF.	16	307	116	180	11
	DEF.	16	267	74	163	30
1994	OFF.	16	307	138	148	21
	DEF.	16	262	76	156	30
1995	OFF.	16	344	117	193	34
	DEF.	16	272	67	181	24
1996	OFF.	16	296	138	146	12
	DEF.	16	286	80	174	32
1997	OFF.	16	326	154	157	15
	DEF.	16	286	80	174	32
1998	OFF.	16	268	106	135	27
	DEF.	16	266	88	155	23
1999	OFF.	16	295	111	159	25
	DEF.	16	260	92	142	26
2000	OFF.	16	283	124	128	31
	DEF.	16	252	82	153	17
2001	OFF.	16	314	148	150	16
	DEF.	16	254	70	160	24
2002	OFF.	16	343	119	200	24
	DEF.	16	279	77	178	24
2003	OFF.	16	275	77	174	24
	DEF.	16	270	89	155	26
2004	OFF.	16	310	134	147	29
	DEF.	16	248	79	146	23
2005	OFF.	16	297	120	144	33
	DEF.	16	275	75	179	21
2006	OFF.	16	327	100	201	26
	DEF.	16	269	72	176	21
2007	OFF.	16	298	108	179	11
	DEF.	16	249	74	158	17
2008	OFF.	16	290	93	179	18
	DEF.	16	240	73	149	18
2009	OFF.	16	331	96	210	25
	DEF.	16	274	70	186	18
2010	OFF.	16	295	106	175	14
	DEF.	16	272	61	182	29
2011	OFF.	16	341	96	221	24
	DEF.	16	264	82	156	26
2012	OFF.	16	307	80	202	25
	DEF.	16	273	78	169	26
2013	OFF.	16	312	81	207	24
	DEF.	16	303	106	174	23
2014	OFF.	16	379	98	243	38
	DEF.	16	314	88	193	33
2015	OFF.	16	331	91	207	33
	DEF.	16	327	71	231	25
2016	OFF.	16	336	97	210	29
	DEF.	16	313	95	184	34

Steelers Year-By-Year Offensive/Defensive Statistics

		TOTAL OFFENSE			RUSHING			PASSING				
		Yards	Plays	Avg.	Yards	Att.	Avg.	Net	Sacks	Gross	Att/Cmp/Int	Pct.
1969	OFF.	3,626	843	4.3	1,542	400	3.9	2,084	52/374	2,458	391/176/29	45.0
	DEF.	4,401	898	4.9	1,732	455	3.8	2,669	33/304	2,973	410/227/25	55.4
1970	OFF.	3,752	844	4.4	1,715	432	4.0	2,037	28/275	2,312	384/150/32	39.1
	DEF.	3,396	906	4.4	1,679	487	3.4	2,317	26/238	2,555	393/191/23	48.6
1971	OFF.	3,882	867	4.5	1,758	416	4.2	2,124	37/322	2,446	414/214/26	51.7
	DEF.	4,248	881	4.8	1,482	440	3.4	2,766	33/294	3,060	408/235/17	57.6
1972	OFF.	4,231	853	5.0	2,520	497	5.1	1,711	32/247	1,958	324/156/12	48.1
	DEF.	3,771	896	4.2	1,715	445	3.9	2,056	40/337	2,393	411/206/28	50.1
1973	OFF.	4,070	894	4.6	2,143	555	3.9	1,927	30/230	2,157	309/140/26	45.3
	DEF.	3,324	880	3.8	1,652	488	3.8	1,672	33/251	1,923	359/164/37	45.7
1974	OFF.	4,375	950	4.6	2,417	546	4.4	1,958	18/196	2,154	386/166/21	43.0
	DEF.	3,074	863	3.6	1,608	472	3.4	1,466	52/406	1,872	339/147/25	43.4
1975	OFF.	4,887	949	5.1	2,633	581	4.5	2,254	31/290	2,544	337/191/12	56.7
	DEF.	3,661	870	4.2	1,825	431	4.2	1,836	43/358	2,194	396/183/27	46.2
1976	OFF.	4,637	957	4.8	2,971	653	4.5	1,666	27/269	1,935	277/143/12	51.6
	DEF.	3,322	866	3.8	1,457	452	3.2	1,865	41/313	2,178	323/158/22	42.4
1977	OFF.	4,645	949	4.9	2,258	581	3.9	2,387	27/245	2,632	341/173/21	50.7
	DEF.	3,692	882	4.2	1,723	493	3.5	1,969	32/285	2,254	357/157/31	44.0
1978	OFF.	4,987	1,046	4.8	2,297	641	3.6	2,690	25/271	2,961	380/212/22	55.8
	DEF.	4,168	999	4.2	1,774	513	3.5	2,394	44/361	2,755	442/221/27	50.0
1979	OFF.	6,258	1,080	5.8	2,603	561	4.6	3,655	27/222	3,877	492/272/26	55.3
	DEF.	4,270	1,035	4.1	1,709	506	3.4	2,561	49/351	2,912	480/226/27	47.1
1980	OFF.	5,554	1,033	5.4	1,986	512	3.9	3,568	37/264	3,832	484/250/24	51.7
	DEF.	5,134	1,036	5.0	1,762	486	3.6	3,372	18/145	3,157	323/280/26	52.6
1981	OFF.	5,598	1,042	5.4	2,372	554	4.3	3,226	27/231	3,457	461/247/19	53.6
	DEF.	5,652	1,084	5.2	1,869	500	3.7	3,783	40/325	4,107	542/302/30	55.7
1982	OFF.	2,970	583	5.1	1,187	289	4.1	1,783	19/139	1,922	275/141/16	51.3
	DEF.	2,874	599	4.8	762	236	3.2	2,112	34/273	2,385	529/176/17	53.5
1983	OFF.	5,014	1,075	4.7	2,610	614	4.3	2,404	52/350	2,754	409/211/23	51.6
	DEF.	4,728	1,006	4.7	1,833	509	3.6	2,895	50/361	3,256	447/238/28	53.2
1984	OFF.	5,420	1,052	5.2	2,179	574	3.8	3,241	35/278	3,519	443/240/25	54.2
	DEF.	4,916	1,016	4.8	1,617	454	3.6	3,299	47/390	3,689	515/299/31	58.1
1985	OFF.	5,350	1,085	4.9	2,177	541	4.0	3,173	33/224	3,397	512/254/27	49.6
	DEF.	4,659	989	4.7	1,876	470	4.0	2,783	36/305	3,088	484/287/20	59.3
1986	OFF.	4,811	1,075	4.5	2,223	564	3.9	2,588	20/159	2,747	491/238/20	48.5
	DEF.	5,252	1,049	5.0	1,872	470	4.0	3,380	43/289	3,669	536/311/20	58.0
1987	OFF.	4,410	973	4.5	2,144	517	4.1	2,266	27/198	2,464	429/198/25	46.2
	DEF.	4,920	962	5.1	1,610	455	3.5	3,310	26/196	3,506	481/290/27	60.3
1988	OFF.	5,204	1,030	5.1	2,228	499	4.5	2,976	42/331	3,307	489/226/20	46.2
	DEF.	5,805	1,067	5.4	1,864	516	3.6	3,941	19/145	4,086	532/309/20	58.1
1989	OFF.	3,996	955	4.2	1,818	500	3.6	2,178	51/484	2,662	404/210/13	52.0
	DEF.	5,549	1,077	5.2	2,008	498	4.0	3,541	31/180	3,721	548/290/21	52.9
1990	OFF.	4,525	897	5.0	1,880	456	4.1	2,645	33/242	2,887	408/237/15	58.1
	DEF.	4,115	940	4.4	1,615	446	3.6	2,500	32/228	2,728	460/236/24	51.3
1991	OFF.	4,581	915	5.0	1,627	394	4.1	2,954	45/359	3,313	476/259/16	54.4
	DEF.	5,168	1,039	5.0	1,582	466	3.4	3,586	38/257	3,843	535/334/19	62.4
1992	OFF.	4,906	989	5.0	2,156	518	4.2	2,750	40/296	3,046	431/249/14	57.8
	DEF.	4,658	949	4.9	1,841	435	4.2	2,817	36/248	3,065	478/252/22	52.7
1993	OFF.	5,235	1,079	4.9	2,003	491	4.1	3,232	48/374	3,606	540/299/12	55.4
	DEF.	4,531	962	4.7	1,368	399	3.4	3,163	42/277	3,440	521/277/24	53.2
1994	OFF.	5,144	1,048	4.9	2,180	546	4.0	2,964	39/283	3,247	463/266/9	57.5
	DEF.	4,326	1,008	4.3	1,452	421	3.5	2,874	55/382	3,256	532/280/17	52.6
1995	OFF.	5,769	1,110	5.2	1,852	494	3.7	3,917	24/176	4,093	592/348/21	58.8
	DEF.	4,561	943	4.8	1,321	370	3.6	3,240	42/272	3,512	531/314/22	59.1

Steelers Year-By-Year Offensive/Defensive Statistics (Continued)

		TOTAL OFFENSE			RUSHING			PASSING				
		Yards	Plays	Avg.	Yards	Att.	Avg.	Net	Sacks	Gross	Att/Cmp/Int	Pct.
1996	OFF.	5,140	1,002	5.1	2,299	525	4.4	2,841	21/149	2,990	456/246/19	53.9
	DEF.	4,362	1,009	4.3	1,415	411	3.4	2,947	51/369	3,316	547/322/23	58.9
1997	OFF.	5,542	1,058	5.2	2,479	572	4.3	3,063	20/152	3,215	466/253/19	54.3
	DEF.	4,705	1,005	4.7	1,318	403	3.3	3,387	48/294	3,681	554/295/20	53.2
1998	OFF.	4,586	1,014	4.5	2,034	490	4.2	2,552	35/229	2,781	489/274/20	56.0
	DEF.	4,963	1,002	5.0	1,642	479	3.4	3,321	41/238	3,559	482/268/16	55.6
1999	OFF.	4,874	1,067	4.6	1,991	495	4.0	2,883	37/235	3,118	535/301/18	56.3
	DEF.	4,878	953	5.1	1,958	450	4.4	2,920	40/247	3,167	463/245/14	52.9
2000	OFF.	4,766	1,009	4.7	2,248	527	4.3	2,518	43/220	2,738	439/217/10	49.4
	DEF.	4,713	985	4.8	1,693	425	4.0	3,020	39/229	3,249	521/280/17	53.7
2001	OFF.	5,887	1,065	5.5	2,774	580	4.8	3,113	31/182	3,295	442/274/12	60.4
	DEF.	4,137	919	4.5	1,195	339	3.5	2,942	55/367	3,309	525/295/16	56.2
2002	OFF.	5,952	1,097	5.4	2,120	512	4.1	3,832	34/204	4,036	551/350/22	63.5
	DEF.	4,835	982	4.9	1,375	359	3.8	3,460	50/313	3,773	573/336/19	58.6
2003	OFF.	4,792	1,020	4.7	1,488	446	3.3	3,304	42/244	3,548	532/306/17	57.5
	DEF.	4,783	968	4.9	1,741	449	3.9	3,042	35/203	3,245	484/294/14	60.7
2004	OFF.	5,184	1,012	5.1	2,464	618	4.0	2,720	36/250	2,970	295/196/11	66.4
	DEF.	4,134	882	4.7	1,299	357	3.6	2,835	41/225	3,060	484/269/19	55.6
2005	OFF.	5,149	960	5.4	2,223	549	4.0	2,926	32/178	2,969	379/228/14	60.2
	DEF.	4,544	998	4.6	1,376	402	3.4	3,168	47/312	3,480	549/312/15	57.4
2006	OFF.	5,725	1,041	5.5	1,992	469	4.2	2,969	49/293	4,026	523/312/23	59.7
	DEF.	4,805	998	4.9	1,412	408	3.5	3,393	39/226	3,480	529/319/20	60.3
2007	OFF.	5,239	1,000	5.2	2,168	511	4.2	3,071	47/347	3,418	442/282/14	63.8
	DEF.	4,262	933	4.6	1,438	361	4.0	2,824	36/243	3,067	536/292/11	54.5
2008	OFF.	4,991	1,015	4.9	1,690	460	3.7	3,301	49/306	3,607	442/282/14	63.8
	DEF.	3,795	974	3.9	1,284	390	3.3	2,511	51/350	2,861	533/301/20	56.5
2009	OFF.	5,941	1,014	5.9	1,793	428	4.2	4,148	50/348	4,148	536/351/14	65.5
	DEF.	4,885	967	5.1	1,438	372	3.9	3,447	47/314	3,761	548/319/12	58.2
2010	OFF.	5,525	993	5.6	1,924	471	4.1	2,601	43/289	3,890	479/298/9	62.2
	DEF.	4,429	974	4.5	1,004	333	3.0	3,425	48/319	3,744	593/363/21	61.2
2011	OFF.	5,957	1,015	5.9	1,903	434	4.4	4,054	42/279	4,333	539/341/15	63.3
	DEF.	4,348	964	4.5	1,597	399	4.0	2,751	35/230	2,981	530/289/11	54.5
2012	OFF.	5,324	1,023	5.2	1,537	412	3.7	3,787	37/225	4,012	574/354/14	61.7
	DEF.	4,413	951	4.6	1,450	391	3.7	2,963	37/196	3,159	523/299/10	57.2
2013	OFF.	5,400	1,023	5.3	1,383	394	3.5	4,017	43/289	4,306	586/377/14	64.3
	DEF.	5,402	1,036	5.2	1,849	433	4.3	3,553	34/198	3,751	569/329/10	57.8
2014	OFF.	6,577	1,068	6.2	1,752	423	4.1	4,825	33/172	4,997	612/411/10	67.2
	DEF.	5,654	944	6.0	1,605	368	4.4	4,049	33/194	4,243	543/350/11	64.5
2015	OFF.	6,327	1,011	6.3	1,724	388	4.4	4,603	33/219	4,822	590/391/21	66.3
	DEF.	5,809	1,055	5.5	1,459	382	3.8	4,350	48/311	4,661	625/402/17	64.3
2016	OFF.	5,962	1,026	5.8	1,760	409	4.3	4,202	21/175	4,377	596/381/15	63.9
	DEF.	5,482	997	5.5	1,600	369	4.3	3,882	38/259	4,141	590/381/13	64.6

Steelers *Miscellaneous Offensive/Defensive Statistics*

YEAR		Punt/Avg.	Pen/Yds.	Fum/Lost	Tot Pts.	TD	Run	Pass	Ret.	PATs	FGs	T.O.P.
1969	OFF.	65/40.1	67/659	36/20	218	26	8	17	1	26/26	12/25	
	DEF.	65/40.1	74/772	25/16	404	50	17	27	6	49/50	17/25	
1970	OFF.	78/44.2	82/835	30/16	210	26	13	12	1	24/26	10/28	
	DEF.	85/41.9	76/790	29/15	272	32	8	21	3	29/32	15/32	
1971	OFF.	79/43.9	88/898	37/16	246	28	10	15	3	27/28	17/27	
	DEF.	77/41.5	81/784	27/18	292	32	13	16	3	30/32	22/35	
1972	OFF.	66/43.6	81/728	27/14	343	37	22	12	3	35/37	28/41	
	DEF.	74/40.3	77/712	37/20	175	18	6	9	3	17/18	15/27	
1973	OFF.	62/41.1	84/817	36/14	347	37	12	20	5	36/37	29/43	
	DEF.	75/42.4	86/757	41/18	210	22	8	11	3	21/21	19/29	
1974	OFF.	78/39.0	104/978	33/19	305	35	19	12	4	33/35	20/29	
	DEF.	91/41.2	76/575	38/22	189	22	7	14	1	21/22	12/17	
1975	OFF.	69/39.4	89/756	34/23	373	46	22	21	3	44/46	17/21	
	DEF.	90/40.1	85/700	22/10	162	19	8	9	2	15/19	11/18	
1976	OFF.	76/39.2	111/836	40/19	342	43	33	10	0	40/43	14/26	
	DEF.	94/37.4	80/637	42/24	138	14	5	9	0	13/14	14/24	
1977	OFF.	73/36.3	122/973	41/28	283	37	20	17	0	34/37	9/14	
	DEF.	79/40.3	82/784	28/13	243	29	9	16	4	27/29	14/21	
1978	OFF.	66/40.0	108/943	35/17	356	46	16	28	2	44/45	12/26	
	DEF.	82/39.4	106/954	33/21	195	22	11	10	1	21/22	14/26	
1979	OFF.	68/40.2	108/866	47/26	416	52	25	26	1	50/52	18/30	
	DEF.	100/40.0	95/744	32/15	262	31	9	19	3	28/31	16/26	
1980	OFF.	66/40.2	111/933	38/18	352	42	15	26	1	39/42	19/28	
	DEF.	73/40.7	93/806	23/14	313	37	9	25	3	34/37	19/29	
1981	OFF.	84/43.3	97/840	39/22	356	47	21	25	1	38/46	12/17	
	DEF.	78/42.1	112/960	31/16	297	35	10	22	3	33/35	18/33	
1982	OFF.	49/40.4	59/459	18/9	204	25	7	17	1	22/23	10/12	
	DEF.	53/38.4	44/345	17/8	146	17	5	12	0	17/17	9/14	
1983	OFF.	80/41.9	99/836	42/20	355	39	17	15	7	38/39	27/31	
	DEF.	88/41.1	96/782	34/17	303	37	14	19	4	36/37	15/20	
1984	OFF.	70/41.2	112/948	40/15	387	45	13	25	7	45/45	24/32	30:33
	DEF.	90/42.4	107/945	30/11	310	35	12	19	4	34/35	22/28	29:27
1985	OFF.	79/39.1	85/665	31/9	379	40	14	23	3	40/40	33/42	30:52
	DEF.	86/40.9	89/679	34/15	355	43	19	18	6	40/41	19/25	29:08
1986	OFF.	89/38.7	105/876	28/16	307	35	18	16	1	32/34	21/32	29:45
	DEF.	82/39.0	107/876	31/13	336	39	10	22	7	36/38	22/39	30:15
1987	OFF.	82/40.2	105/801	37/8	285	31	11	13	7	31/31	22/29	29:44
	DEF.	70/39.2	95/771	41/17	299	34	8	22	4	31/34	20/26	30:16
1988	OFF.	71/41.5	99/803	40/19	336	36	17	15	4	34/36	28/36	28:31
	DEF.	67/40.7	79/705	35/13	421	49	20	25	4	47/49	26/32	31:29
1989	OFF.	83/40.6	116/986	32/18	265	29	17	10	2	28/29	21/30	28:50
	DEF.	69/40.5	96/785	40/21	326	38	16	17	5	37/38	19/27	31:10
1990	OFF.	66/37.2	110/928	40/17	292	33	11	20	2	32/33	20/25	30:06
	DEF.	64/40.9	89/719	33/18	240	26	13	9	4	26/26	18/28	29:54
1991	OFF.	75/39.9	116/933	37/14	292	32	8	20	4	31/31	23/33	27:05
	DEF.	65/41.6	84/685	27/11	344	38	14	21	3	38/38	26/41	32:55
1992	OFF.	74/42.1	106/941	28/18	299	31	13	15	3	29/31	28/36	32:05
	DEF.	74/42.0	104/814	34/21	225	24	6	15	3	24/24	19/28	27:55
1993	OFF.	89/42.5	100/861	28/15	308	32	13	16	3	32/32	28/30	32:15
	DEF.	82/43.9	77/652	37/14	281	30	6	16	8	29/30	24/29	27:45
1994	OFF.	97/39.7	119/974	18/8	316	35	15	17	3	32/32	24/29	31:58
	DEF.	97/42.2	91/763	31/14	234	23	7	12	4	22/22	24/29	28:02
1995	OFF.	59/40.1	109/839	24/13	407	44	17	21	6	39/39	34/41	32:36
	DEF.	85/43.3	101/931	30/12	327	37	9	24	4	34/34	23/25	27:24

Steelers Miscellaneous Offensive/Defensive Statistics (Continued)

YEAR		Punt/Avg.	Pen/Yds.	Fum/Lost	Tot Pts.	TD	Run	Pass	Ret.	PATs	FGs	T.O.P.
1996	OFF.	72/40.7	84/665	27/14	344	39	18	15	6	37/37	23/30	30:08
	DEF.	86/43.8	97/746	28/17	257	27	7	17	3	26/26	21/26	29:52
1997	OFF.	64/42.6	95/861	25/14	372	44	19	22	3	40/40	22/25	32:05
	DEF.	66/42.5	90/708	26/14	307	31	5	24	1	26/26	21/26	27:55
1998	OFF.	82/43.5	79/690	18/12	263	26	8	13	5	23/23	26/32	30:20
	DEF.	76/45.8	106/854	28/13	303	30	8	17	5	23/24	32/41	29:40
1999	OFF.	84/45.2	119/945	19/7	317	35	14	19	2	30/31	25/29	31:28
	DEF.	92/40.6	101/813	29/14	320	36	10	20	6	34/35	20/26	28:32
2000	OFF.	91/43.3	81/667	24/11	321	35	19	12	4	32/33	25/30	31:27
	DEF.	81/43.3	105/876	25/18	255	24	9	13	2	24/24	29/34	28:33
2001	OFF.	63/41.4	86/737	28/9	352	38	17	16	5	34/37	30/44	34:10
	DEF.	87/42.3	71/585	27/12	212	26	5	19	2	23/24	9/20	25:50
2002	OFF.	63/41.0	90/712	26/14	390	43	15	26	2	35/37	29/40	32:47
	DEF.	77/40.3	106/927	22/17	345	41	16	19	6	37/38	20/26	27:13
2003	OFF.	84/41.4	111/1,005	24/11	300	33	10	19	4	31/32	23/32	30:42
	DEF.	91/40.6	96/709	24/11	327	38	14	20	4	32/25	21/24	29:18
2004	OFF.	67/43.0	99/837	20/8	372	41	16	20	5	40/40	28/33	34:00
	DEF.	79/42.7	104/875	28/13	251	26	8	14	4	24/24	23/27	26:01
2005	OFF.	69/41.7	99/876	22/9	389	45	21	21	3	45/45	24/29	31:16
	DEF.	80/43.3	120/1,031	30/15	258	27	10	15	2	24/25	24/30	28:44
2006	OFF.	66/41.3	69/611	27/14	353	42	16	23	3	41/41	20/27	31:13
	DEF.	86/43.8	104/862	16/9	315	36	9	21	6	36/36	21/27	28:47
2007	OFF.	68/42.4	80/651	21/8	393	46	9	34	3	44/44	23/25	33:18
	DEF.	82/43.0	73/556	30/14	269	31	6	22	3	29/30	18/22	26:42
2008	OFF.	78/39.8	95/812	28/10	347	38	16	19	3	36/37	27/31	31:29
	DEF.	91/42.5	91/801	22/9	223	21	7	12	2	21/21	24/27	28:31
2009	OFF.	72/42.7	85/769	21/11	368	41	10	28	3	41/41	27/31	32:13
	DEF.	86/42.8	102/903	21/10	324	37	7	22	8	32/32	22/29	27:47
2010	OFF.	74/44.3	100/903	22/9	375	41	15	22	4	38/38	29/37	31:53
	DEF.	81/40.4	86/716	28/14	232	22	5	15	2	18/19	26/30	28:07
2011	OFF.	60/44.7	101/854	16/13	325	36	13	21	2	36/36	23/31	32:33
	DEF.	87/43.6	96/777	13/4	227	23	7	15	1	21/21	22/27	27:27
2012	OFF.	78/43.6	92/938	33/16	336	36	8	27	1	34/34	28/31	32:07
	DEF.	88/45.2	100/882	19/10	314	33	9	19	5	30/31	28/33	27:53
2013	OFF.	75/41.1	80/677	16/10	379	41	9	28	4	39/39	30/32	30:53
	DEF.	79/43.0	92/798	21/10	370	41	18	21	2	38/39	28/31	29:07
2014	OFF.	62/43.0	103/834	16/11	436	49	10	33	6	45/45	29/32	32:24
	DEF.	68/45.3	97/835	20/10	368	40	9	30	1	38/38	30/32	27:36
2015	OFF.	59/42.6	94/868	16/7	423	45	16	26	3	32/34	35/42	29:24
	DEF.	70/43.8	121/1,149	27/13	319	35	6	29	0	29/32	26/31	30:36
2016	OFF.	69/44.9	113/1,068	10/3	399	47	13	33	1	37/37	24/28	30:22
	DEF.	70/43.4	109/920	21/10	327	36	15	20	1	29/32	26/31	29:38

Steelers Year-By-Year Leaders

RUSHING

Year	Player	Att.	Yards	Avg.	LG	TDs
1934	Warren Heller	132	528	4.0	—	1
1935	Art Strutt	92	323	3.5	—	1
1936	Warren Heller	106	332	3.1	—	0
1937	John Karcis	127	513	4.0	—	3
1938	Byron "Whizzer" White (Rookie)	152	567 ●	3.7	—	4
1939	Boyd Brumbaugh	86	282	3.3	—	2
1940	Lou Tomasetti	68	246	3.6	—	1
1941	Dick Riffle	109	388	3.6	54	1
1942	Bill Dudley (Rookie)	162	696 ●	4.3	66	5
1943	Jack Hinkle	116	571	4.9	—	4
1944	John Grigas	185	610	3.2	—	3
1945	Buist Warren	96	285	3.0	75	2
1946	Bill Dudley	146	604 ●	4.1	42	3
1947	Johnny Clement	129	670	5.2	43	4
1948	Bob Cifers	112	361	3.2	21	1
1949	Jerry Nuzum	139	611	4.4	64t	5
1950	Joe Geri	188	705	3.8	47	2
1951	Fran Rogel	109	385	3.5	51	3
1952	Ray Mathews	66	315	4.8	36	0
1953	Fran Rogel	137	527	3.8	58	2
1954	Fran Rogel	111	415	3.7	16	1
1955	Fran Rogel	168	588	3.5	19	2
1956	Fran Rogel	131	476	3.6	40	2
1957	Billy Wells	154	532	3.5	51	0
1958	Tom Tracy	169	714	4.2	64	5
1959	Tom Tracy	199	794	4.0	51	3
1960	Tom Tracy	192	680	3.5	28t	5
1961	John Henry Johnson	213	787	3.7	44	6
1962	John Henry Johnson	251	1,141	4.5	40	7
1963	John Henry Johnson	186	773	4.2	48	4
1964	John Henry Johnson	235	1,048	4.5	45t	7
1965	Dick Hoak	131	426	3.3	42t	5
1966	Bill Asbury	169	544	3.2	45	7
1967	Don Shy (Rookie)	99	341	3.4	33t	4
1968	Dick Hoak	175	858	4.9	77t	3
1969	Dick Hoak	151	531	3.5	13	2
1970	John "Frenchy" Fuqua	138	691	5.0	85t	7
1971	John "Frenchy" Fuqua	155	625	4.0	30t	4
1972	Franco Harris (Rookie)	188	1,055	5.6 ●	75t	10
1973	Franco Harris	188	698	3.7	35	3
1974	Franco Harris	208	1,006	4.8	54	5
1975	Franco Harris	262	1,246	4.8	36	10
1976	Franco Harris	289	1,128	3.9	30	14 ●
	Rocky Bleier	220	1,036	4.7	28	5
1977	Franco Harris	300	1,162	3.9	61t	11
1978	Franco Harris	310	1,082	3.5	37	8
1979	Franco Harris	267	1,186	4.4	71t	11
1980	Franco Harris	208	789	3.8	26	4
1981	Franco Harris	242	987	4.1	50	8
1982	Franco Harris	140	604	4.3	21	2
1983	Franco Harris	279	1,007	3.6	19	5
1984	Frank Pollard	213	851	4.0	52	6
1985	Frank Pollard	233	991	4.3	56	3
1986	Earnest Jackson	216	910	4.2	31	5
1987	Earnest Jackson	180	696	3.9	39	1
1988	Merril Hoge	170	705	4.1	20	3
1989	Tim Worley (Rookie)	195	770	3.9	38	5
1990	Merril Hoge	203	772	3.8	41t	7
1991	Merril Hoge	165	610	3.7	24	2
1992	Barry Foster	390 ●	1,690 ●	4.3	69	11 ●
1993	Leroy Thompson	205	763	3.7	36	3
1994	Barry Foster	216	851	3.9	29t	5
1995	Eric Pegrum	213	813	3.8	38	5
1996	Jerome Bettis	320	1,431	4.5	50t	11
1997	Jerome Bettis	375	1,665	4.4	34	7
1998	Jerome Bettis	316	1,185	3.8	42	3
1999	Jerome Bettis	299	1,091	3.6	35	7
2000	Jerome Bettis	355	1,341	3.8	30	8
2001	Jerome Bettis	225	1,072	4.8	48	4
2002	Amos Zereoue	193	762	3.9	42	4

● AFC Leader ● Team record ● NFL leader

Steelers Year-By-Year Leaders

RUSHING (Continued)

Year	Player	Att.	Yards	Avg.	LG	TDs
2003	Jerome Bettis	246	811	3.3	21	7
2004	Jerome Bettis	250	941	3.8	29	13
2005	Willie Parker	255	1,202	4.7	80t	4
2006	Willie Parker	337	1,494	4.4	76	13
2007	Willie Parker	321	1,316	4.1	32	2
2008	Willie Parker	210	791	3.7	34t	5
2009	Rashard Mendenhall	242	1,108	4.6	60	7
2010	Rashard Mendenhall	324	1,273	3.9	50t	13
2011	Rashard Mendenhall	228	928	4.1	68	9
2012	Jonathan Dwyer	156	623	4.0	34	2
2013	Le'Veon Bell (Rookie)	244	860	3.5	43	8
2014	Le'Veon Bell	290 ●	1,361 ●	4.7	81	8
2015	DeAngelo Williams	200	907	4.5	55	11 ●
2016	Le'Veon Bell	261	1,268	4.9	44	7

TOTAL YARDS FROM SCRIMMAGE

Year	Player	Total Yards	Rush Yards	Rec. Yards
1947	Johnny Clement	676	670	6
1948	Val Jansante	620	-3	623
1949	Jerry Nuzum	692	611	81
1950	Joe Geri	738	705	33
1951	Lynn Chandnois	772	332	440
1952	Elbie Nickel (TE)	884	0	884
1953	Lynn Chandnois	882	470	412
1954	Ray Mathews	894	242	652
1955	Ray Mathews	949	187	762
1956	Fran Rogel	564	476	88
1957	Jack McClairen	630	0	630
1958	Tom Tracy	1,249	714	535
1959	Tom Tracy	1,067	794	273
1960	Tom Tracy	1,029	680	349
1961	Buddy Dial	1,053	6	1,047
1962	John Henry Johnson	1,367	1,141	226
1963	Buddy Dial	1,295	0	1,295
1964	John Henry Johnson	1,117	1,048	69
1965	Gary Ballman	905	46	859
1966	Roy Jefferson	808	36	772
1967	J.R. Wilburn	767	0	767
1968	Roy Jefferson	1,131	57	1,074
1969	Roy Jefferson	1,125	46	1,079
1970	John "Frenchy" Fuqua	980	691	289
1971	John "Frenchy" Fuqua	1,052	625	427
1972	Franco Harris (Rookie)	1,235	1,055	180
1973	Franco Harris	767	698	69
1974	Franco Harris	1,206	1,006	200
1975	Franco Harris	1,460	1,246	214
1976	Rocky Bleier	1,330	1,036	294
1977	Franco Harris	1,224	1,162	62
1978	Franco Harris	1,226	1,082	144
1979	Franco Harris	1,477	1,186	291
1980	Franco Harris	985	789	196
1981	Franco Harris	1,237	987	250
1982	Franco Harris	853	604	249
1983	Franco Harris	1,285	1,007	278
1984	John Stallworth	1,395	0	1,395
1985	Frank Pollard	1,241	991	250
1986	Walter Abercrombie	1,272	877	395
1987	Earnest Jackson	748	696	52
1988	Merril Hoge	1,192	705	487
1989	Louis Lipps	1,124	180	944
1990	Merril Hoge	1,114	772	342
1991	Merril Hoge	989	610	379
1992	Barry Foster	2,034	1,690 ●	344
1993	Leroy Thompson	1,022	763	259
1994	Byron "Bam" Morris (Rookie)	1,040	836	204
1995	Yancey Thigpen	1,308	1	1,307
1996	Jerome Bettis	1,553	1,431	122
1997	Jerome Bettis	1,775	1,665	110
1998	Jerome Bettis	1,275	1,185	90
1999	Jerome Bettis	1,201	1,091	110
2000	Jerome Bettis	1,438	1,341	97

● AFC Leader ● Team record ● Tied for NFL lead

Steelers Year-By-Year Leaders

TOTAL YARDS FROM SCRIMMAGE (Continued)

Year	Player	Total Yards	Rush Yards	Rec. Yards
2001	Jerome Bettis	1,120	1,072	48
2002	Hines Ward	1,471	142	1,329
2003	Hines Ward	1,224	61	1,163
2004	Hines Ward	1,029	25	1,004
2005	Willie Parker	1,420	1,202	218
2006	Willie Parker	1,716	1,494	222
2007	Willie Parker	1,480	1,316	164
2008	Hines Ward	1,047	4	1,043
2009	Rashard Mendenhall	1,369	1,108	261
2010	Rashard Mendenhall	1,440	1,273	167
2011	Mike Wallace	1,250	57	1,193
2012	Mike Wallace	843	7	836
2013	Antonio Brown	1,503	4	1,499
2014	Le'Veon Bell	2,215 ●●	1,361 ●	854
2015	Antonio Brown	1,862 ●	28	1,834 ●
2016	Le'Veon Bell	1,884 ●	1,268	616

PASSING

Year	Player	Att.	Comp.	Yards	TDs	Ints	Rtg.
1934	Warren Heller	112	31	511	2	15	12.5
1935	Warren Heller	41	9	88	0	8	0.0
1936	Ed Matesic	138	64	850	4	16	36.5
1937	Max Fiske	43	17	318	4	4	58.1
1938	Frank Filchock (Rookie)	101	41	469	3	11	25.6
1939	Hugh McCullough (Rookie)	100	32	443	2	12	14.3
1940	Bill Patterson	117	34	529	3	15	14.9
1941	Boyd Brumbaugh	41	13	260	2	8	31.6
1942	Bill Dudley (Rookie)	94	35	438	2	5	37.5
1943	Roy Zimmerman	124	43	846	9	17	44.0
1944	Johnny Grigas	131	50	690	6	21	31.5
1945	Buist Warren	92	36	368	0	10	11.8
1946	Bill Dudley	90	32	452	2	9	20.5
1947	Johnny Clement	123	52	1,004	7	9	59.8
1948	Ray Evans	137	64	924	5	17	41.7
1949	Joe Geri (Rookie)	77	31	554	5	5	60.2
1950	Joe Geri	113	41	866	6	15	42.4
1951	Chuck Ortmann (Rookie)	139	56	671	3	13	24.0
1952	Jim Finks	336	158	2,307	20 ●	19	66.2
1953	Jim Finks	292	131	1,484	8	14	49.8
1954	Jim Finks	306	164	2,003	14	19	63.4
1955	Jim Finks	344	165	2,270	10	26 ●	47.7
1956	Ted Marchibroda	275	124	1,585	12	19	49.4
1957	Earl Morrall	289	139	1,900	11	12	64.9
1958	Bobby Layne	268	133	2,339	14	12	78.4
1959	Bobby Layne	297	142	1,986	20	21	62.8
1960	Bobby Layne	209	103	1,814	13	17	66.2
1961	Rudy Bukich	156	89	1,253	11	16	67.2
1962	Bobby Layne	233	116	1,686	9	17	56.2
1963	Ed Brown	362	168	2,982	21	20	71.4
1964	Ed Brown	272	121	1,990	12	19	55.2
1965	Bill Nelsen	270	121	1,917	8	17	52.7
1966	Ron Smith	181	79	1,249	8	12	54.3
1967	Kent Nix	268	136	1,587	8	19	49.5
1968	Dick Shiner	304	148	1,856	18	17	64.5
1969	Dick Shiner	209	97	1,422	7	10	60.3
1970	Terry Bradshaw (Rookie)	218	83	1,410	6	24	30.4
1971	Terry Bradshaw	373	203	2,259	13	22	59.8
1972	Terry Bradshaw	308	147	1,887	12	12	64.1
1973	Terry Bradshaw	180	89	1,183	10	15	54.5
1974	Joe Gilliam	212	96	1,274	4	8	55.4
1975	Terry Bradshaw	286	165	2,055	18	9	88.0
1976	Terry Bradshaw	192	92	1,177	10	9	65.4
1977	Terry Bradshaw	314	162	2,523	17	19	71.4
1978	Terry Bradshaw	368	207	2,915 ●	28	20	84.7
1979	Terry Bradshaw	472	259	3,724	26	25	77.0
1980	Terry Bradshaw	424	218	3,339	24	22	75.0
1981	Terry Bradshaw	370	201	2,887	22	14	83.9
1982	Terry Bradshaw	240	127	1,768	17	11	81.4
1983	Cliff Stoudt	381	197	2,553	12	21	60.6
1984	Mark Malone	272	147	2,137	16	17	73.4
1985	Mark Malone	233	117	1,428	13	7	75.5

● AFC Leader ● Team record ● NFL leader

Steelers Year-By-Year Leaders

PASSING (Continued)

Year	Player	Att.	Comp.	Yards	TDs	Ints	Rtg.
1986	Mark Malone	425	216	2,444	15	18	62.5
1987	Mark Malone	336	156	1,896	6	19	46.7
1988	Bubby Brister	370	175	2,634	11	14	65.3
1989	Bubby Brister	342	187	2,365	9	10	73.1
1990	Bubby Brister	387	223	2,725	20	14	81.6
1991	Neil O'Donnell	286	156	1,963	11	7	78.8
1992	Neil O'Donnell	313	185	2,283	13	9	83.6
1993	Neil O'Donnell	486	270	3,208	14	7	79.5
1994	Neil O'Donnell	370	212	2,443	13	9	78.9
1995	Neil O'Donnell	416	246	2,970	17	7	87.7
1996	Mike Tomczak	401	222	2,767	15	17	71.8
1997	Kordell Stewart	440	236	3,020	21	17	75.2
1998	Kordell Stewart	458	252	2,560	11	18	62.9
1999	Mike Tomczak	258	139	1,625	12	8	75.8
2000	Kordell Stewart	289	151	1,860	11	8	73.6
2001	Kordell Stewart	442	266	3,106	14	11	81.7
2002	Tommy Maddox	377	234	2,836	20	16	85.2
2003	Tommy Maddox	519	298	3,414	18	17	75.3
2004	Ben Roethlisberger (Rookie)	295	196	2,621	17	11	98.1
2005	Ben Roethlisberger	268	168	2,385	17	9	98.6
2006	Ben Roethlisberger	469	280	3,513	18	23	75.4
2007	Ben Roethlisberger	404	264	3,154	32 ●	11	104.1 ●
2008	Ben Roethlisberger	469	281	3,301	17	15	80.1
2009	Ben Roethlisberger	506	337	4,328	26	12	100.5
2010	Ben Roethlisberger	389	240	3,200	17	5	97.0
2011	Ben Roethlisberger	513	324	4,077	21	14	90.1
2012	Ben Roethlisberger	449	284	3,265	26	8	97.0
2013	Ben Roethlisberger	584	375	4,261	28	14	92.0
2014	Ben Roethlisberger	608 ●	408 ●●	4,952 ●●	32 ●	9	103.3
2015	Ben Roethlisberger	469	319	3,938	21	16	94.5
2016	Ben Roethlisberger	509	328	3,819	29	13	95.4

PASS RECEIVING Receptions

Year	Player	No.	Yards	Avg.	LG	TDs
1934	Ben Smith	14	218	15.6	—	0
1935	Jim Levey	7	112	16.0	—	2
1936	Wilbur Sortet	14	197	14.1	—	1
1937	John "Blood" McNally	10	168	16.8	—	4
1938	Bill Davidson	12	229	19.1	—	0
1939	Sam Boyd (Rookie)	21	423	20.1	—	2
1940	George Platukis	15	290	19.3	—	2
1941	Don Looney	10	186	18.6	66	1
1942	Walt Kichefski	15	189	12.6	26	0
1943	Tony Bova	17	419	24.6	51	5
1944	Ed Rucinski	22	284	12.9	40t	1
1945	Tony Bova	15	215	14.3	52	0
1946	Val Jansante	10	136	13.6	34	1
1947	Val Jansante	35	599	17.1	46	5
1948	Val Jansante	39	623	16.0	66t	3
1949	Val Jansante	29	445	15.3	47t	4
1950	Val Jansante	26	353	13.6	40	0
1951	Hank Minarik (Rookie)	35	459	13.1	37	1
1952	Elbie Nickel (TE)	55	884	16.1	54t	9
1953	Elbie Nickel (TE)	62	743	12.0	40	4
1954	Ray Mathews (RB)	44	652	14.8	78t	6
1955	Ray Mathews (RB)	42	762	18.1	61t	6
1956	Ray Mathews (RB)	31	540	17.4	64t	5
1957	Jack McClairen	46	630	13.7	48t	2
1958	Jimmy Orr	33	910	27.6	78t	7
1959	Jimmy Orr	35	604	17.3	43	5
1960	Buddy Dial	40	972	24.3	70t	9
1961	Buddy Dial	53	1,047	19.8	88t	12
1962	Buddy Dial	50	981	19.6	62	6
1963	Buddy Dial	60	1,295	21.6	83t	9
1964	Gary Ballman	47	935	19.9	47t	7
1965	Gary Ballman	40	859	21.5	87t	5
1966	John Hilton (TE)	46	603	13.1	32t	4
1967	J.R. Wilburn	51	767	15.0	66t	5
1968	Roy Jefferson	58	1,074	18.5	62	11
1969	Roy Jefferson	67	1,079	16.1	63	9

● Team record ● AFC Leader ● Tied for NFL lead

Steelers Year-By-Year Leaders

PASS RECEIVING Receptions (Continued)

Year	Player	No.	Yards	Avg.	LG	TDs
1970	Ron Shanklin (Rookie)	30	691	23.0	81t	4
1971	Ron Shanklin	49	652	13.3	42	6
	John "Frenchy" Fuqua (RB)	49	427	8.7	40t	1
1972	Ron Shanklin	38	669	17.6	57	3
1973	Ron Shanklin	30	711	23.7	67	10
1974	Frank Lewis	30	365	12.2	31t	4
1975	Lynn Swann	49	781	15.9	43t	11
1976	Lynn Swann	28	516	18.4	47	3
1977	Lynn Swann	50	789	15.8	46	7
1978	Lynn Swann	61	880	14.4	62	11
1979	John Stallworth	70	1,183	16.9	65t	8
1980	Lynn Swann	44	710	16.1	68t	7
1981	John Stallworth	63	1,098	17.4	55	5
1982	Franco Harris (RB)	31	249	8.0	20	0
1983	Calvin Sweeney	39	577	14.8	42	5
1984	John Stallworth	80	1,395	17.4	51	11
1985	John Stallworth	75	937	12.5	41	5
1986	Walter Abercrombie (RB)	47	395	8.4	27	2
1987	John Stallworth	41	521	12.7	45	2
1988	Louis Lipps	50	973	19.5	89t	5
	Merril Hoge (RB)	50	487	9.7	40	3
1989	Louis Lipps	50	944	18.9	79t	5
1990	Louis Lipps	50	682	13.6	37	3
1991	Louis Lipps	55	671	12.2	35	2
1992	Jeff Graham	49	711	14.5	51	1
1993	Eric Green (TE)	63	942	15.0	71t	5
1994	John L. Williams (RB)	51	378	7.4	23	2
1995	Yancey Thigpen	85	1,307	15.4	43	5
1996	Andre Hastings	72	739	10.3	38	6
1997	Yancey Thigpen	79	1,398	17.7	69t	7
1998	Courtney Hawkins	66	751	11.4	53	1
1999	Troy Edwards (Rookie)	61	714	11.7	41	5
	Hines Ward	61	638	10.5	42	7
2000	Hines Ward	48	672	14.0	77t	4
2001	Hines Ward	94	1,003	10.7	34	4
2002	Hines Ward	112	1,329	11.9	72t	12
2003	Hines Ward	95	1,163	12.2	50	10
2004	Hines Ward	80	1,004	12.6	58	4
2005	Hines Ward	69	975	14.1	85t	11
2006	Hines Ward	74	975	13.2	70t	6
2007	Hines Ward	71	732	10.3	25	7
2008	Hines Ward	81	1,043	12.9	49	7
2009	Hines Ward	95	1,167	12.3	54	6
2010	Mike Wallace	60	1,257	21.0	56t	10
2011	Mike Wallace	72	1,193	16.6	95t	8
2012	Heath Miller (TE)	71	816	11.5	43	8
2013	Antonio Brown	110	1,499	13.6	56	8
2014	Antonio Brown	129	1,698	13.2	63t	13
2015	Antonio Brown	136	1,834	13.5	59	10
2016	Antonio Brown	106	1,284	12.1	51	12

SCORING

Year	Player	TDs	PATs	FGs	TP
1935	Armand Niccolai	0	10	6	28
1936	Armand Niccolai	0	7	7	28
1937	John "Blood" McNally	5	0	0	30
1938	Byron "Whizzer" White (Rookie)/Bill Sortet	4	0	0	24
1939	Armand Niccolai	0	15	3	24
1940	Armand Niccolai	0	6	6	24
1941	Art Jones	5	0	0	30
1942	Bill Dudley (Rookie)	6	0	0	36
1943	Ernie Steele/Bob Thurbon	6	0	0	36
1944	Bob Thurbon	5	0	0	30
1945	Bill Dudley	3	2	0	20
1946	Bill Dudley	5	12	2	48
1947	Steve Lach	9	0	0	54
1948	Joe Glamp	3	26	4	56
1949	Joe Geri (Rookie)	5	12	1	45
1950	Joe Geri	3	22	8	64
1951	Joe Geri	4	22	7	67
1952	Elbie Nickel (TE)	9	0	0	54
1953	Nick Bolkovac	1	27	4	45
1954	Ray Mathews	8	0	0	48
1955	Ray Mathews	7	0	0	42
1956	Sid Watson	4	10	1	37

● Team record ○ Team record for TE ● AFC Leader ● NFL leader ● Tied for NFL lead

Steelers Year-By-Year Leaders

SCORING (Continued)

Year	Player	TDs	PATs	FGs	TP
1957	Earl Girard	4	2	1	29
1958	Tom Miner	0	31	14	73
1959	Bobby Layne	2	32	11	77
1960	Tom Tracy	9	0	3	63
1961	Buddy Dial	12	0	0	72
	Lou Michaels	0	27	15	72
1962	Lou Michaels	0	32	26	110
1963	Lou Michaels	0	32	21	95
1964	Mike Clark	0	28	13	67
1965	Mike Clark	0	19	11	52
1966	Mike Clark	0	34	21	97
1967	Mike Clark	0	35	12	71
1968	Roy Jefferson	12	0	0	72
1969	Gene Mingo	0	26	12	62
1970	John "Frenchy" Fuqua	9	0	0	54
1971	Roy Gerela	0	27	17	78
1972	Roy Gerela	0	35	28	119
1973	Roy Gerela	0	36	29	123
1974	Roy Gerela	0	33	20	93
1975	Roy Gerela	0	44	17	95
1976	Franco Harris	14	0	0	84
1977	Franco Harris	11	0	0	66
1978	Roy Gerela	0	44	12	80
1979	Matt Bahr (Rookie)	0	50	18	104
1980	Matt Bahr	0	39	19	96
1981	Dave Trout (Rookie)	0	38	12	74
1982	Gary Anderson (Rookie)	0	22	10	52
1983	Gary Anderson	0	38	27	119
1984	Gary Anderson	0	45	24	117
1985	Gary Anderson	0	40	33	139
1986	Gary Anderson	0	32	21	95
1987	Gary Anderson	0	21	22	87
1988	Gary Anderson	0	34	28	118
1989	Gary Anderson	0	28	21	91
1990	Gary Anderson	0	32	20	92
1991	Gary Anderson	0	31	23	100
1992	Gary Anderson	0	29	28	113
1993	Gary Anderson	0	32	28	116
1994	Gary Anderson	0	32	24	104
1995	Norm Johnson	0	39	34	141
1996	Norm Johnson	0	37	23	106
1997	Norm Johnson	0	40	22	106
1998	Norm Johnson	0	21	26	99
1999	Kris Brown (Rookie)	0	30	25	105
2000	Kris Brown	0	32	25	107
2001	Kris Brown	0	34	30	124
2002	Hines Ward	12	0	0	78
2003	Jeff Reed	0	31	23	100
2004	Jeff Reed	0	40	28	124
2005	Jeff Reed	0	45	24	117
2006	Jeff Reed	0	41	20	101
2007	Jeff Reed	0	44	23	113
2008	Jeff Reed	0	36	27	117
2009	Jeff Reed	0	41	27	122
2010	Rashard Mendenhall	13	0	0	78
2011	Shaun Suisham	0	36	23	105
2012	Shaun Suisham	0	34	28	118
2013	Shaun Suisham	0	39	30	129
2014	Shaun Suisham	0	45	29	132
2015	Chris Boswell	0	26	29	113
2016	Chris Boswell	0	36	21	99

● AFC Leader ● Team record ● NFL leader

Steelers Year-By-Year Leaders

INTERCEPTIONS

Year	Player	No.	Yards	LG	TDs
1946	Bill Dudley	10 ●	242 ●	80t	1
1947	Tony Compagno	4	163	64t	2
	Walt Slater	4	38	38	0
1948	Tony Compagno	7	79	82t	1
1949	Howard Hartley	6	63	41	0
1950	Howard Hartley	5	84	38	0
1951	Howard Hartley	10	69	23	0
1952	Jack Butler	7	168	41	0
1953	Jack Butler	9	147	28	1
1954	Paul Cameron (Rookie)	7	118	32	0
1955	Richie McCabe (Rookie)	3	29	25	0
1956	Jack Butler	6	113	34	0
1957	Jack Butler	10	85	20	0
1958	Jack Butler	9	81	19	0
1959	Dean Derby	7	127	24	0
1960	Dick Moegle	6	49	31	0
1961	John Sample	8	141	42	1
1962	Clendon Thomas	7	48	15	0
1963	Clendon Thomas	8	122	32	0
1964	Brady Keys	2	11	11	0
	Dick Haley	2	11	8	0
	Willie Daniel	2	4	4	0
1965	Jim Bradshaw	5	117	82t	1
1966	Jim Bradshaw	4	82	28	1
	Marv Woodson	4	91	56t	1
	Brady Keys	4	0	0	0
1967	Marv Woodson	7	49	24	0
1968	Paul Martha	3	43	23	0
	Ray May	3	31	25t	1
	Marv Woodson	3	23	12	0
	Clendon Thomas	3	0	0	0
1969	Bob Hohn	5	64	24	0
	Paul Martha	5	37	15	0
1970	Lee Calland	7	38	21	0
1971	John Rowser	4	94	70t	1
1972	Jack Ham	7	83	32t	1
1973	Mike Wagner	8 ●	134	38	0
1974	Glen Edwards	5	153	59	1
	J.T. Thomas	5	22	14	0
	Jack Ham	5	13	10	0
1975	Mel Blount	11 ● ●	121	47	0
1976	Glen Edwards	6	95	55	0
	Mel Blount	6	75	28	0
1977	Mel Blount	6	65	37	0
1978	Tony Dungy	6	95	65	0
1979	Jack Lambert	6	29	23	0
1980	Donnie Shell	7	135	67	0
1981	Mel Blount	6	106	50t	1
	Jack Lambert	6	76	31	0
1982	Dwayne Woodruff	5 ●	53	30	0
	Donnie Shell	5 ●	27	18	0
1983	Rick Woods	5	53	31	0
	Donnie Shell	5	18	18	0
1984	Donnie Shell	7	71	52t	1
1985	Dwayne Woodruff	5	80	33	0
1986	Lupe Sanchez	3	71	67t	1
	Eric Williams	3	44	25	0
	Donnie Shell	3	29	17	0
	Rick Woods	3	26	23	0
	Harvey Clayton	3	18	14	0
	Bryan Hinkle	3	7	6	0
1987	Dwayne Woodruff	5	91	33t	1
1988	Dwayne Woodruff	4	109	78t	1
	Rod Woodson	4	98	29	0
1989	Dwayne Woodruff	4	57	35	0
1990	Rod Woodson	5	67	34	0
1991	Thomas Everett	4	53	27	0
1992	Darren Perry (Rookie)	6	69	34	0
1993	Rod Woodson	8	138	63t	1
1994	Darren Perry	7	112	42	0

● Tied for NFL lead ● Tied for AFC lead ● Team record ● NFL leader

Steelers Year-By-Year Leaders

INTERCEPTIONS (Continued)

Year	Player	No.	Yards	LG	TDs
1995	Willie Williams	7 ●	122	63t	1
1996	Rod Woodson	6	121	43t	1
1997	Donnell Woolford	4	91	34	0
	Darren Perry	4	77	42	0
1998	Dewayne Washington	5	178	78t	2
1999	Scott Shields (Rookie)	4	75	25	0
	Dewayne Washington	4	1	1	0
2000	Dewayne Washington	5	59	31	0
	Chad Scott	5	49	33	0
2001	Chad Scott	5	204	62	2
2002	Joey Porter	4	153	84	0
	Brent Alexander	4	37	25	0
2003	Brent Alexander	4	63	34	0
2004	Troy Polamalu	5	58	26t	1
2005	Chris Hope	3	60	55	0
2006	Troy Polamalu	3	51	49	0
	Bryant McFadden	3	39	39	0
2007	Ike Taylor	3	56	51t	1
2008	Troy Polamalu	7	59	23	0
2009	Troy Polamalu	3	17	16	0
	Ryan Clark	3	0	0	0
2010	Troy Polamalu	7	101	45t	1
2011	Troy Polamalu	2	33	33	0
	Ike Taylor	2	29	29	0
	William Gay	2	12	12	0
2012	Lawrence Timmons	3	80	53t	1
2013	Ryan Clark	2	50	37	0
	Cortez Allen	2	43	40t	1
	Troy Polamalu	2	36	19t	1
	Lawrence Timmons	2	26	23	0
2014	William Gay	3	113	52t	3 ● ●
	Brice McCain	3	56	31	1
2015	Mike Mitchell	3	16	9	0
2016	Artie Burns	3	13	9	0
	Ryan Shazier	3	0	0	0

QUARTERBACK SACKS

Year	Player	No.	Year	Player	No.
1972	Joe Greene	11.0	1995	Kevin Greene	9.0
1973	L.C. Greenwood	8.5	1996	Chad Brown	13.0
1974	Ernie Holmes	11.5	1997	Carnell Lake	6.0
1975	Ernie Holmes	8.5	1998	Jason Gildon	11.0
1976	Joe Greene	6.0	1999	Jason Gildon	8.5
1977	Steve Furness	8.5	2000	Jason Gildon	13.5
1978	L.C. Greenwood	9.0	2001	Jason Gildon	12.0
1979	L.C. Greenwood	7.0	2002	Jason Gildon	9.0
	Steve Furness	7.0		Joey Porter	9.0
1980	L.C. Greenwood	5.0	2003	Kimo von Oelhoffen	8.0
1981	Gary Dunn	8.0	2004	Aaron Smith	8.0
1982	Tom Beasley	6.0	2005	Joey Porter	10.5
	Gary Dunn	6.0	2006	Joey Porter	7.0
1983	Keith Willis	14.0	2007	James Harrison	8.5
1984	Mike Merriweather	15.0	2008	James Harrison	16.0 ●
1985	Keith Willis	5.5	2009	LaMarr Woodley	13.5
1986	Keith Willis	12.0	2010	James Harrison	10.5
1987	Mike Merriweather	5.5	2011	James Harrison	9.0
1988	Tim Johnson	4.0		LaMarr Woodley	9.0
1989	Greg Lloyd	7.0	2012	James Harrison	6.0
1990	Gerald Williams	6.0		Lawrence Timmons	6.0
1991	Jerrold Williams	9.0	2013	Jason Worilds	8.0
1992	Greg Lloyd	6.5	2014	Cameron Heyward	7.5
1993	Kevin Greene	12.5		Jason Worilds	7.5
1994	Kevin Greene	14.0	2015	Cameron Heyward	7.0
			2016	James Harrison	5.0

● AFC leader ● Team record ● NFL leader

Steelers 100/300-Yard Performances

300-YARD PASSING GAMES BY STEELERS

Before 1970 NFL Merger

Date	Opponent	Score	Player	Yards	TDs
11-16-52	at Cleveland	[L 29-28]	Jim Finks	306	4
09-26-54	at Green Bay	[W 21-20]	Jim Finks	327	N/A
11-05-55	at Chicago Cards	[L 27-13]	Jim Finks	337	N/A
12-13-58	Chicago Cards	[W 38-21]	Bobby Layne	409	N/A
12-18-66	at Atlanta	[W 57-33]	Bill Nelsen	334	N/A

Since 1970 NFL Merger

Date	Opponent	Score	Player	Att.-Comp.-Yards	TDs	Int.
09-22-74	at Denver (ot)	[T 35-35]	Joe Gilliam	50-31-348	1	1
01-21-79***	vs. Dallas	[W 35-31]	Terry Bradshaw	30-17-318	4	1
11-04-79	Washington	[W 38-7]	Terry Bradshaw	27-15-311	4	1
11-25-79	Cleveland	[W 33-30]	Terry Bradshaw	44-30-364	1	1
12-02-79	Cincinnati	[W 37-17]	Terry Bradshaw	29-17-339	2	1
01-20-80**	vs. L.A. Rams	[W 31-19]	Terry Bradshaw	21-14-309	2	3
10-26-80	at Cleveland	[L 27-26]	Cliff Stoudt	37-18-310	0	1
09-06-81	Kansas City	[L 37-33]	Terry Bradshaw	36-21-319	2	2
01-09-83*	San Diego	[L 31-28]	Terry Bradshaw	39-28-335	2	2
01-06-85*	at Miami	[L 45-28]	Mark Malone	36-20-312	3	3
09-30-85	Cincinnati	[L 37-24]	Mark Malone	44-26-374	3	2
12-21-86	Kansas City	[L 24-19]	Mark Malone	43-22-351	0	1
09-25-88	at Buffalo	[L 36-28]	Bubby Brister	36-22-330	2	3
12-04-88	at Houston	[W 37-34]	Bubby Brister	36-17-311	3	0
10-14-90	at Denver	[W 34-17]	Bubby Brister	28-21-353	4	0
11-10-91	at Cincinnati (ot)	[W 33-27]	Neil O'Donnell	39-24-309	3	0
10-24-93	at Cleveland	[L 28-23]	Neil O'Donnell	39-25-355	0	1
11-20-94	Miami (ot)	[W 16-13]	Mike Tomczak	42-26-343	0	0
01-15-95**	San Diego	[L 17-13]	Neil O'Donnell	54-32-349	1	0
10-19-95	Cincinnati	[L 27-9]	Neil O'Donnell	52-30-359	0	1
11-05-95	at Chicago (ot)	[W 37-34]	Neil O'Donnell	52-34-341	2	2
11-19-95	at Cincinnati	[W 49-31]	Neil O'Donnell	31-24-377	3	0
12-24-95	at Green Bay	[L 24-19]	Neil O'Donnell	55-33-318	1	0
10-07-96	at Kansas City	[W 17-7]	Mike Tomczak	32-20-338	0	1
10-26-97	Jacksonville	[W 23-17]	Kordell Stewart	42-25-317	2	1
12-07-97	Denver	[W 35-24]	Kordell Stewart	29-18-303	3	1
12-16-01	at Baltimore	[W 26-21]	Kordell Stewart	31-20-333	2	0
11-10-02	Atlanta (ot)	[T 34-34]	Tommy Maddox	41-28-473	4	1
01-05-03*	Cleveland	[W 36-33]	Tommy Maddox	38-30-367	3	2
09-14-03	at Kansas City	[L 41-20]	Tommy Maddox	47-28-336	1	3
09-28-03	Tennessee	[L 30-13]	Tommy Maddox	47-31-332	0	2
11-17-03	at San Francisco	[L 30-14]	Tommy Maddox	44-25-327	1	1
11-30-03	Cincinnati	[L 24-20]	Tommy Maddox	42-28-313	1	1
12-18-04	at N.Y. Giants	[W 33-30]	Ben Roethlisberger	28-18-316	1	2
12-04-05	Cincinnati	[L 38-31]	Ben Roethlisberger	41-29-386	3	3
10-29-06	at Oakland	[L 20-13]	Ben Roethlisberger	37-25-301	1	4
11-05-06	Denver	[L 31-20]	Ben Roethlisberger	54-38-433	1	3
01-05-08*	Jacksonville	[L 31-29]	Ben Roethlisberger	42-29-337	2	3
10-05-08	at Jacksonville	[W 26-21]	Ben Roethlisberger	41-26-309	3	1
11-16-08	San Diego	[W 11-10]	Ben Roethlisberger	41-31-308	0	1
12-21-08	Tennessee	[L 31-14]	Ben Roethlisberger	39-25-329	2	2
09-10-09	Tennessee	[W 13-10]	Ben Roethlisberger	43-33-363	1	2
10-04-09	San Diego	[W 38-28]	Ben Roethlisberger	33-26-333	2	0
10-19-09	Cleveland	[W 27-14]	Ben Roethlisberger	35-23-417	2	1
11-22-09	at Kansas City	[L 27-24]	Ben Roethlisberger	42-32-398	3	2
12-20-09	Green Bay	[W 37-36]	Ben Roethlisberger	46-29-503	3	0
10-24-10	at Miami	[W 23-22]	Ben Roethlisberger	27-19-302	2	0
11-14-10	New England	[L 39-26]	Ben Roethlisberger	49-30-387	3	1
12-23-10	Carolina	[W 27-3]	Ben Roethlisberger	32-22-320	1	0
09-25-11	at Indianapolis	[W 23-20]	Ben Roethlisberger	37-25-364	1	1
10-23-11	at Arizona	[W 32-20]	Ben Roethlisberger	39-26-361	3	0
10-30-11	New England	[W 25-17]	Ben Roethlisberger	50-36-365	2	1

*AFC Playoff game **AFC Championship game ***Super Bowl

Steelers 100/300-Yard Performances

300-YARD PASSING GAMES BY STEELERS (Continued)

Date	Opponent	Score	Player	Att.-Comp.-Yards	TDs	Int.
11-06-11	Baltimore	[L 23-20]	Ben Roethlisberger	37-20-330	1	1
12-19-11	at San Francisco	[L 20-3]	Ben Roethlisberger	44-25-330	0	3
09-23-12	at Oakland	[L 34-31]	Ben Roethlisberger	49-36-384	4	0
10-11-12	at Tennessee	[L 26-23]	Ben Roethlisberger	40-24-363	1	1
12-16-12	at Dallas (ot)	[L 27-24]	Ben Roethlisberger	40-24-339	2	1
09-22-13	Chicago	[L 40-23]	Ben Roethlisberger	41-26-406	2	2
09-29-13	at Minnesota	[L 34-27]	Ben Roethlisberger	51-36-383	1	1
11-03-13	at New England	[L 55-31]	Ben Roethlisberger	48-28-400	4	2
11-17-13	Detroit	[W 37-27]	Ben Roethlisberger	45-29-367	4	0
12-08-13	Miami	[L 34-28]	Ben Roethlisberger	39-23-349	3	0
09-07-14	Cleveland	[W 30-27]	Ben Roethlisberger	34-23-365	1	1
09-28-14	Tampa Bay	[L 27-24]	Ben Roethlisberger	40-29-314	3	0
10-26-14	Indianapolis	[W 51-34]	Ben Roethlisberger	49-40-522	6	0
11-02-14	Baltimore	[W 43-23]	Ben Roethlisberger	37-25-340	6	0
11-09-14	at N.Y. Jets	[L 20-13]	Ben Roethlisberger	43-30-343	1	2
11-30-14	New Orleans	[L 35-32]	Ben Roethlisberger	58-32-435	2	2
12-07-14	at Cincinnati	[W 42-21]	Ben Roethlisberger	39-25-350	3	0
12-14-14	at Atlanta	[W 27-20]	Ben Roethlisberger	35-27-360	0	0
12-28-14	Cincinnati	[W 27-17]	Ben Roethlisberger	38-24-317	2	1
9-10-15	at New England	[L 28-21]	Ben Roethlisberger	38-26-351	1	1
9-20-15	San Francisco	[W 43-18]	Ben Roethlisberger	27-21-369	3	0
11-8-15	Oakland	[W 38-35]	Ben Roethlisberger	44-24-334	2	1
11-15-15	Cleveland	[W 30-9]	Ben Roethlisberger	33-22-379	3	1
11-29-15	at Seattle	[L 39-30]	Ben Roethlisberger	55-36-456	1	2
12-6-15	Indianapolis	[W 45-10]	Ben Roethlisberger	39-24-364	4	0
12-20-15	Denver	[W 34-27]	Ben Roethlisberger	55-40-380	3	2
1-3-16	at Cleveland	[W 28-12]	Ben Roethlisberger	36-24-349	3	2
1-17-16*	at Denver	[L 23-16]	Ben Roethlisberger	37-24-339	0	0
9-12-16	at Washington	[W 38-16]	Ben Roethlisberger	37-27-300	3	1
10-2-16	vs. Kansas City	[W 43-14]	Ben Roethlisberger	27-22-300	5	0
10-9-16	vs. NY Jets	[W 31-13]	Ben Roethlisberger	47-34-380	4	0
11-13-16	vs. Dallas	[L 35-30]	Ben Roethlisberger	46-37-408	3	0
1-22-17*	at New England	[L 36-17]	Ben Roethlisberger	47-31-314	1	1

Since 1970 NFL Merger

Total Games with 300-Yards Passing: 85 Wins: 44 Losses: 39 Ties: 2

Total Home Games with 300-Yards Passing: 45 Wins: 26 Losses: 18 Ties: 1

Total Away Games with 300-Yards Passing: 37 Wins: 16 Losses: 20 Ties: 1

Total Neutral Games with 300-Yards Passing: 3 Wins: 2 Losses: 1

● Game at Wembley Stadium (London) ● Team record *AFC Playoff game

Steelers 100/300-Yard Performances

300-YARD PASSING GAMES BY STEELERS OPPONENTS

Before 1970 NFL Merger

Date	Opponent	Score	Player	Att.-Comp.-Yards	TDs	Int.
09-28-69	at Philadelphia	[L 41-27]	Norm Snead	30-22-335	5	1

Since 1970 NFL Merger

Date	Opponent	Score	Player	Att.-Comp.-Yards	TDs	Int.
12-21-71	N.Y. Giants	[W 17-13]	Fran Tarkenton	41-27-302	1	2
11-02-75	at Cincinnati	[W 30-24]	Ken Anderson	42-19-331	3	3
09-12-76	at Oakland	[L 31-28]	Ken Stabler	38-21-342	3	4
12-10-77	at Cincinnati	[L 17-10]	Ken Anderson	33-15-303	1	1
11-05-78	New Orleans	[W 20-14]	Archie Manning	32-22-344	1	1
10-07-79	at Cleveland	[W 51-35]	Brian Sipe	41-22-365	5	3
11-25-79	Cleveland	[W 33-30]	Brian Sipe	38-23-333	3	1
10-26-80	at Cleveland	[L 27-26]	Brian Sipe	46-28-349	4	1
11-09-80	at Tampa Bay	[W 24-21]	Doug Williams	45-21-302	3	1
12-22-80	at San Diego	[L 26-17]	Dan Fouts	37-21-308	0	0
09-27-81	New England	[W 27-21]	Matt Cavanaugh	42-22-325	1	1
10-18-81	at Cincinnati	[L 34-7]	Ken Anderson	28-16-346	2	0
11-15-81	at Atlanta	[W 34-20]	Steve Bartkowski	50-33-416	2	2
12-20-81	at Houston	[L 21-20]	Gifford Nielsen	37-24-377	3	2
09-13-82	at Dallas	[W 36-28]	Danny White	36-25-347	4	2
09-19-82	Cincinnati	[W 26-20]	Ken Anderson	38-27-323	0	3
01-02-83	Cleveland	[W 37-21]	Paul McDonald	47-22-313	3	4
01-09-83*	San Diego	[L 31-28]	Dan Fouts	42-27-333	3	0
09-18-83	at Houston	[W 40-28]	Archie Manning	35-16-300	1	4
10-16-83	Cleveland	[W 44-17]	Brian Sipe	49-27-310	0	6
12-02-84	at Houston	[L 23-20]	Warren Moon	45-27-303	1	3
01-06-85	at Miami	[L 45-28]	Dan Marino	32-21-421	4	1
12-08-85	at San Diego	[L 54-44]	Dan Fouts	33-21-372	3	3
11-23-86	at Cleveland (ot)	[L 37-31]	Bernie Kosar	46-28-414	2	1
09-13-87	San Francisco	[W 30-17]	Joe Montana	49-34-316	2	3
10-25-87	Cincinnati	[W 23-20]	Boomer Esiason	32-20-303	2	2
11-01-87**	at Miami	[L 35-24]	Dan Marino	31-25-332	4	2
11-22-87	at Cincinnati	[W 30-16]	Boomer Esiason	53-30-409	0	3
12-13-87	at San Diego	[W 20-16]	Dan Fouts	52-29-334	1	1
09-11-88	at Washington	[L 30-29]	Doug Williams	52-30-430	2	1
11-06-88	at Cincinnati	[L 42-7]	Boomer Esiason	23-16-318	3	2
09-17-89	at Cincinnati	[L 41-10]	Boomer Esiason	27-16-328	2	0
10-29-89	Kansas City	[W 23-17]	Steve DeBerg	36-24-338	1	2
12-31-89*	at Houston (ot)	[W 26-23]	Warren Moon	48-29-315	2	0
09-08-91	at Buffalo	[L 52-34]	Jim Kelly	43-31-363	6	2
11-10-91	at Cincinnati (ot)	[W 33-27]	Boomer Esiason	43-32-361	1	1
11-17-91	Washington	[L 41-14]	Mark Rypien	28-21-325	2	0
11-24-91	Houston	[W 26-14]	Warren Moon	48-24-324	2	5
12-22-91	Cleveland	[W 17-10]	Bernie Kosar	49-28-335	1	3
09-06-92	at Houston	[W 29-24]	Warren Moon	45-29-330	2	5
11-15-92	Detroit	[W 17-14]	Erik Kramer	37-20-304	1	1
12-13-93	at Miami	[W 21-20]	Steve DeBerg	44-27-344	1	2
11-20-94	Miami	[L 16-14]	Dan Marino	45-31-312	1	1
12-16-95	New England	[L 41-27]	Drew Bledsoe	60-39-336	3	1
12-24-95	at Green Bay	[W 24-19]	Brett Favre	32-23-301	2	0
09-22-97	at Jacksonville	[L 30-21]	Mark Brunell	42-24-306	1	0
12-02-99	at Jacksonville	[L 20-6]	Mark Brunell	37-25-308	1	0
12-10-00	at N.Y. Giants	[L 30-10]	Kerry Collins	35-24-333	2	1
11-25-01	at Tennessee	[W 34-24]	Steve McNair	37-23-334	2	2
12-30-01	at Cincinnati	[L 26-23]	John Kitna	68-35-411	2	1
09-15-02	Oakland	[L 30-17]	Rich Gannon	64-43-403	1	2
10-21-02	Indianapolis	[W 28-10]	Peyton Manning	48-32-304	1	3
10-26-03	St. Louis	[L 33-21]	Marc Bulger	37-22-375	1	0
11-09-03	Arizona	[W 28-15]	Jeff Blake	43-23-307	2	0
09-12-04	Oakland	[W 24-21]	Rich Gannon	37-20-305	2	2
09-25-05	New England	[L 23-20]	Tom Brady	41-31-372	0	1

*AFC Playoff game **AFC Championship game

Steelers 100/300-Yard Performances

300-YARD PASSING GAMES BY STEELERS OPPONENTS (Continued)

Date	Opponent	Score	Player	Att.-Comp.-Yards	TDs	Int.
11-12-06	New Orleans	[W 38-31]	Drew Brees	47-31-398	1	0
12-09-07	at New England	[L 34-13]	Tom Brady	46-32-399	4	0
01-11-09*	San Diego	[W 35-24]	Philip Rivers	35-21-377	3	1
02-01-09***	vs. Arizona	[W 27-23]	Kurt Warner	43-31-377	3	1
10-25-09	Minnesota	[W 27-17]	Brett Favre	50-33-334	0	1
12-06-09	Oakland	[L 27-24]	Bruce Gradkowski	33-20-308	3	0
12-20-09	Green Bay	[W 37-36]	Aaron Rodgers	48-26-383	3	0
10-31-10	at New Orleans	[L 20-10]	Drew Brees	44-34-305	2	1
11-14-10	New England	[L 39-26]	Tom Brady	43-30-350	3	0
02-06-11***	vs. Green Bay	[L 31-25]	Aaron Rodgers	39-24-304	3	0
11-06-11	Baltimore	[L 23-20]	Joe Flacco	47-28-300	1	0
01-09-12*	at Denver (ot)	[L 29-23]	Tim Tebow	21-10-316	2	0
12-16-12	at Dallas (ot)	[L 27-24]	Tony Romo	42-30-341	2	0
11-03-13	at New England	[L 55-31]	Tom Brady	33-23-432	4	0
11-17-13	Detroit	[L 37-27]	Matthew Stafford	46-19-362	2	1
09-28-14	Tampa Bay	[L 27-24]	Mike Glennon	42-21-302	2	1
10-26-14	Indianapolis	[W 51-34]	Andrew Luck	45-26-400	3	2
11-02-14	Baltimore	[W 43-23]	Joe Flacco	45-30-303	2	1
12-07-14	at Cincinnati	[W 42-21]	Andy Dalton	29-21-302	2	0
12-14-14	at Atlanta	[W 27-20]	Matt Ryan	44-26-310	2	1
12-21-14	Kansas City	[W 20-12]	Alex Smith	45-31-311	0	0
9-20-15	San Francisco	[W 43-18]	Colin Kaepernick	46-33-335	2	0
10-12-15	at San Diego	[W 24-20]	Philip Rivers	48-35-365	2	1
10-18-15	Arizona	[W 25-13]	Carson Palmer	45-29-421	1	2
11-8-15	Oakland	[W 38-35]	Derek Carr	44-24-301	4	1
11-15-15	Cleveland	[W 30-9]	Johnny Manziel	45-33-372	1	1
11-29-15	at Seattle	[L 39-30]	Russell Wilson	30-21-345	5	0
9-12-16	at Washington	[W 38-16]	Kirk Cousins	43-30-329	0	2
9-18-16	vs. Cincinnati	[W 24-16]	Andy Dalton	44-31-366	1	0
9-25-16	at Philadelphia	[L 34-3]	Carson Wentz	31-23-301	2	0
11-13-16	vs. Dallas	[L 35-30]	Dak Prescott	32-22-319	2	0
1-22-17*	at New England	[L 36-17]	Tom Brady	42-32-384	3	0

Since 1970 NFL Merger

Total Games with 300-Yards Passing: 88 Wins: 48 Losses: 40
 Total Home Games with 300-Yards Passing: 41 Wins: 27 Losses: 14
 Total Away Games with 300-Yards Passing: 45 Wins: 18 Losses: 27
 Total Neutral Games with 300-Yards Passing: 2 Wins: 1 Losses: 1

100-YARD RUSHING GAMES BY STEELERS

Before 1970 NFL Merger

Date	Opponent	Score	Player	Att./Yards	TDs
11-20-38	at Philadelphia	[L 14-7]	Whizzer White	11-133	1
09-13-42	vs. Philadelphia	[L 24-14]	Bill Dudley	13-107	1
11-01-42	at N.Y. Giants	[W 17-9]	Bill Dudley	24-135	1
11-22-42	vs. Chicago Cardinals	[W 19-3]	Dick Riffe	14-104	1
10-13-46	vs. Boston	[W 16-7]	Bill Dudley	16-112	0
10-20-46	at Green Bay	[L 17-7]	Bill Dudley	17-133	1
09-26-48	at Washington	[L 17-14]	Johnny Clement	19-127	1
12-05-48	vs. N.Y. Giants	[W 38-28]	George Papach	17-148	0
10-23-49	vs. N.Y. Bulldogs	[W 24-13]	Jerry Nuzum	16-117	2
		[W 24-13]	George Papach	15-113	0
11-20-49	at Green Bay	[W 30-7]	Jerry Nuzum	20-168	1
10-07-50	vs. Cleveland	[L 30-17]	Joe Geri	23-145	0
11-05-50	at Philadelphia	[W 9-7]	Joe Geri	25-113	0
11-23-50	at Chicago Cardinals	[W 28-17]	Joe Geri	24-105	2
10-24-53	vs. Green Bay	[W 31-14]	Fran Rogel	19-168	0
11-28-54	vs. Chicago Cardinals	[W 20-17]	Fran Rogel	22-102	0
11-18-56	vs. Chicago Cardinals	[W 14-7]	Lou Baldacci	16-110	0
		[W 14-7]	Fran Rogel	18-112	1
11-30-58	vs. Chicago Bears	[W 24-10]	Tom Tracy	17-156	2
12-13-58	vs. Chicago Cardinals	[W 38-21]	Tank Younger	13-106	0

*AFC Playoff game ***Super Bowl

Steelers 100/300-Yard Performances

100-YARD RUSHING GAMES BY STEELERS (Continued)

Date	Opponent	Score	Player	Att./Yards	TDs
11-29-59	vs. Philadelphia	[W 31-0]	Tom Tracy	23-122	0
12-06-59	at Chicago Bears	[L 27-21]	Tom Tracy	14-109	1
11-27-60	vs. Washington	[W 22-10]	John Henry Johnson	18-109	0
12-11-60	vs. Philadelphia	[W 27-21]	John Henry Johnson	19-182	1
10-29-61	vs. San Francisco	[W 20-10]	John Henry Johnson	15-103	1
11-05-61	at Cleveland	[W 17-13]	John Henry Johnson	22-105	0
09-30-62	vs. N.Y. Giants	[L 31-27]	John Henry Johnson	20-113	1
10-06-62	vs. Philadelphia	[W 13-7]	John Henry Johnson	22-128	0
10-14-62	at N.Y. Giants	[W 20-17]	John Henry Johnson	22-123	0
11-11-62	at St. Louis	[W 26-17]	John Henry Johnson	25-138	1
09-22-63	vs. N.Y. Giants	[W 31-0]	John Henry Johnson	24-123	1
11-10-63	vs. Cleveland	[W 9-7]	John Henry Johnson	27-131	0
11-17-63	at Washington	[W 34-28]	John Henry Johnson	34-105	2
12-08-63	at Dallas	[W 24-19]	Theron Sapp	20-119	1
12-15-63	at N.Y. Giants	[L 33-17]	John Henry Johnson	14-104	0
10-10-64	at Cleveland	[W 23-7]	John Henry Johnson	30-200	3
10-25-64	vs. Philadelphia	[L 34-10]	Clarence Peaks	11-101	1
11-01-64	vs. Cleveland	[L 30-17]	John Henry Johnson	16-100	1
11-22-64	at N.Y. Giants	[W 44-17]	John Henry Johnson	23-106	2
10-09-65	at Cleveland	[L 24-19]	Dick Hoak	15-107	2
09-17-67	vs. Chicago	[W 41-13]	Willie Asbury	12-107	2
10-29-67	at New Orleans	[W 14-10]	Don Shy	10-118	1
10-13-68	at Washington	[L 16-13]	Dick Hoak	12-115	0
10-20-68	vs. New Orleans	[L 16-12]	Dick Hoak	16-166	1
11-17-68	vs. Cleveland	[L 45-24]	Earl Gros	13-109	0
12-08-68	at Dallas	[L 28-7]	Dick Hoak	17-114	0

Since 1970 NFL Merger

Date	Opponent	Score	Player	Att./Yards	TDs
11-22-70	at Cincinnati	[L 34-7]	John Fuqua	17-119	1
12-20-70	at Philadelphia	[L 30-20]	John Fuqua	20-218	2
09-19-71	at Chicago	[L 17-15]	John Fuqua	17-114	0
10-24-71	vs. Houston	[W 23-16]	John Fuqua	16-113	1
11-07-71	vs. Cleveland	[W 26-9]	John Fuqua	30-131	0
10-15-72	vs. Houston	[W 24-7]	Franco Harris	19-115	1
10-22-72	vs. New England	[W 33-3]	John Fuqua	17-111	0
10-29-72	at Buffalo	[W 38-21]	Franco Harris	15-138	2
11-05-72	vs. Cincinnati	[W 40-17]	Franco Harris	15-101	1
11-12-72	vs. Kansas City	[W 16-7]	Franco Harris	17-134	1
11-19-72	at Cleveland	[L 26-24]	Franco Harris	12-136	1
11-26-72	vs. Minnesota	[W 23-10]	Franco Harris	17-128	1
12-03-72	vs. Cleveland	[W 30-0]	Franco Harris	20-102	2
09-16-73	vs. Detroit	[W 24-10]	John Fuqua	26-100	0
10-21-73	vs. N.Y. Jets	[W 26-14]	Franco Harris	25-102	1
12-03-73	at Miami	[L 30-26]	Franco Harris	15-105	1
10-06-74	at Houston	[W 13-7]	Preston Pearson	15-117	1
10-28-74	vs. Atlanta	[W 24-17]	Franco Harris	28-141	1
11-17-74	at Cleveland	[W 26-16]	Franco Harris	23-156	0
11-25-74	at New Orleans	[W 28-7]	Franco Harris	19-114	0
12-08-74	at New England	[W 21-17]	Franco Harris	29-136	1
12-29-74**	at Oakland	[W 24-13]	Franco Harris	29-111	2
01-12-75***	at Minnesota	[W 16-6]	Franco Harris	34-158	1
10-26-75	at Green Bay	[W 16-13]	Rocky Bleier	35-163	0
11-02-75	at Cincinnati	[W 30-24]	Franco Harris	27-157	0
11-16-75	vs. Kansas City	[W 28-3]	Franco Harris	17-119	0
11-24-75	at Houston	[W 32-9]	Franco Harris	21-149	2
12-07-75	vs. Cleveland	[W 31-17]	Franco Harris	25-103	2
12-13-75	vs. Cincinnati	[W 35-14]	Franco Harris	20-118	2
12-20-75	at L.A. Rams	[L 10-3]	Franco Harris	21-126	0
12-27-75*	vs. Baltimore	[W 28-10]	Franco Harris	27-153	1
09-19-76	vs. Cleveland	[W 31-14]	Franco Harris	25-118	1

*AFC Playoff game **AFC Championship game ***Super Bowl

Steelers 100/300-Yard Performances

100-YARD RUSHING GAMES BY STEELERS (Continued)

Date	Opponent	Score	Player	Att./Yards	TDs
10-17-76	vs. Cincinnati	[W 23-6]	Franco Harris	41-143	2
10-24-76	at N.Y. Giants	[W 27-0]	Franco Harris	27-106	2
10-31-76	vs. San Diego	[W 23-0]	Reggie Harrison	13-108	0
11-07-76	at Kansas City	[W 45-0]	Franco Harris	23-117	2
11-07-76	at Kansas City	[W 45-0]	Rocky Bleier	15-102	0
11-14-76	vs. Miami	[W 14-3]	Franco Harris	22-110	1
		[W 14-3]	Rocky Bleier	20-110	0
12-05-76	vs. Tampa Bay	[W 42-0]	Rocky Bleier	29-118	3
12-11-76	at Houston	[W 21-0]	Franco Harris	23-104	1
12-11-76	at Houston	[W 21-0]	Rocky Bleier	22-107	0
12-19-76*	at Baltimore	[W 40-14]	Franco Harris	18-132	0
09-19-77	vs. San Francisco	[W 27-0]	Franco Harris	27-100	2
11-20-77	vs. Dallas	[W 28-13]	Franco Harris	29-179	2
12-04-77	vs. Seattle	[W 30-20]	Franco Harris	23-103	0
10-08-78	vs. Atlanta	[W 31-7]	Franco Harris	20-104	0
12-03-78	at Houston	[W 13-3]	Franco Harris	27-102	2
12-30-78*	vs. Denver	[W 33-10]	Franco Harris	24-105	0
09-23-79	vs. Baltimore	[W 17-13]	Sidney Thornton	13-129	0
10-07-79	at Cleveland	[W 51-35]	Franco Harris	19-153	2
10-22-79	vs. Denver	[W 42-7]	Franco Harris	17-121	2
10-28-79	vs. Dallas	[W 14-3]	Franco Harris	18-102	2
11-25-79	vs. Cleveland	[W 33-30]	Franco Harris	32-151	2
12-16-79	vs. Buffalo	[W 28-0]	Franco Harris	21-100	2
10-05-80	at Minnesota	[W 23-17]	Franco Harris	22-102	1
11-30-80	vs. Miami	[W 23-10]	Franco Harris	28-116	1
09-20-81	vs. N.Y. Jets	[W 38-10]	Russell Davis	13-100	1
11-01-81	vs. San Francisco	[L 17-14]	Franco Harris	17-104	0
11-29-81	vs. L.A. Rams	[W 24-0]	Franco Harris	18-114	1
09-13-82	at Dallas	[W 36-28]	Franco Harris	24-103	0
12-26-82	vs. New England	[W 37-14]	Franco Harris	23-101	0
01-02-83	vs. Cleveland	[W 37-21]	Franco Harris	23-120	1
09-11-83	at Green Bay	[W 25-21]	Franco Harris	22-118	1
09-18-83	at Houston	[W 40-28]	Franco Harris	26-115	1
09-25-83	vs. New England	[L 28-23]	Franco Harris	25-106	0
10-23-83	at Seattle	[W 27-21]	Franco Harris	31-132	1
12-10-83	at N.Y. Jets	[W 34-7]	Franco Harris	26-103	0
10-14-84	at San Francisco	[W 20-17]	Frank Pollard	24-105	0
10-28-84	vs. Atlanta	[W 35-10]	Frank Pollard	14-111	1
11-25-84	vs. San Diego	[W 52-24]	Walter Abercrombie	19-109	0
12-16-84	at L.A. Raiders	[W 13-7]	Walter Abercrombie	28-111	0
11-17-85	at Houston	[W 30-7]	Frank Pollard	23-123	1
		[W 30-7]	Walter Abercrombie	23-107	1
10-26-86	vs. Cincinnati	[W 30-9]	Earnest Jackson	21-132	1
		[W 30-9]	Walter Abercrombie	22-109	0
12-07-86	vs. Detroit	[W 27-17]	Earnest Jackson	28-147	1
12-13-86	at N.Y. Jets	[W 45-24]	Earnest Jackson	23-101	0
09-13-87	vs. San Francisco	[W 30-17]	Earnest Jackson	25-103	0
10-04-87	at Atlanta	[W 28-12]	Earnest Jackson	29-104	1
10-18-87	vs. Indianapolis	[W 21-7]	Earnest Jackson	24-134	0
11-08-87	at Kansas City	[W 17-16]	Earnest Jackson	23-125	0
12-06-87	vs. Seattle	[W 13-9]	Frank Pollard	22-106	1
10-23-88	vs. Denver	[W 39-21]	Rodney Carter	11-105	1
11-13-88	vs. Philadelphia	[L 27-26]	Merril Hoge	21-102	0
12-18-88	vs. Miami	[W 40-24]	Warren Williams	16-117	0
12-03-89	vs. Houston	[L 23-16]	Tim Worley	18-103	0
12-17-89	vs. New England	[W 28-10]	Tim Worley	19-104	1
12-31-89*	at Houston	[W 26-23]	Merril Hoge	17-100	1
01-07-90*	at Denver	[L 24-23]	Merril Hoge	16-120	1
12-09-90	vs. New England	[W 24-3]	Merril Hoge	19-117	2
12-23-90	vs. Cleveland	[W 35-0]	Barry Foster	16-100	0
09-08-91	at Buffalo	[L 52-34]	Barry Foster	9-121	1

*AFC Playoff game

Steelers 100/300-Yard Performances

100-YARD RUSHING GAMES BY STEELERS (Continued)

Date	Opponent	Score	Player	Att./Yards	TDs
09-06-92	at Houston	[W 29-24]	Barry Foster	26-107	1
09-13-92	vs. N.Y. Jets	[W 27-10]	Barry Foster	33-190	2
09-27-92	at Green Bay	[L 17-3]	Barry Foster	12-117	0
10-19-92	vs. Cincinnati	[W 20-0]	Barry Foster	24-108	0
10-25-92	at Kansas City	[W 27-3]	Barry Foster	24-105	1
11-01-92	vs. Houston	[W 21-20]	Barry Foster	31-118	1
11-15-92	vs. Detroit	[W 17-14]	Barry Foster	25-106	0
11-22-92	vs. Indianapolis	[W 30-14]	Barry Foster	28-168	2
11-29-92	at Cincinnati	[W 21-9]	Barry Foster	25-102	2
12-06-92	vs. Seattle	[W 20-14]	Barry Foster	33-125	1
12-20-92	vs. Minnesota	[L 6-3]	Barry Foster	24-118	0
12-27-92	vs. Cleveland	[W 23-13]	Barry Foster	26-103	1
01-09-93*	vs. Buffalo	[L 24-3]	Barry Foster	20-104	0
09-19-93	vs. Cincinnati	[W 34-7]	Barry Foster	23-103	0
10-10-93	vs. San Diego	[W 16-3]	Barry Foster	23-110	0
10-17-93	vs. New Orleans	[W 37-14]	Leroy Thompson	16-101	0
11-07-93	at Cincinnati	[W 24-16]	Barry Foster	25-120	1
11-15-93	vs. Buffalo	[W 23-0]	Leroy Thompson	30-108	1
09-18-94	vs. Indianapolis	[W 31-21]	Barry Foster	31-179	1
10-03-94	vs. Houston	[W 30-14]	Barry Foster	21-115	1
10-23-94	at N.Y. Giants	[W 10-6]	Bam Morris	29-146	1
12-04-94	at Cincinnati	[W 38-15]	Bam Morris	24-108	2
12-18-94	vs. Cleveland	[W 17-7]	Barry Foster	32-106	1
01-07-95*	vs. Cleveland	[W 29-9]	Barry Foster	24-133	0
11-13-95	vs. Cleveland	[W 20-3]	Eric Pegram	26-112	0
11-19-95	at Cincinnati	[W 49-31]	Bam Morris	16-101	3
12-03-95	vs. Houston	[W 21-7]	Bam Morris	18-102	1
12-10-95	at Oakland	[W 29-10]	Eric Pegram	26-122	0
01-06-96*	vs. Buffalo	[W 40-21]	Bam Morris	25-106	2
09-08-96	vs. Baltimore	[W 31-17]	Jerome Bettis	21-116	1
09-16-96	vs. Buffalo	[W 24-6]	Jerome Bettis	20-133	2
09-29-96	vs. Houston	[W 30-16]	Jerome Bettis	29-115	0
10-07-96	at Kansas City	[W 17-7]	Jerome Bettis	27-103	1
10-13-96	vs. Cincinnati	[W 20-10]	Jerome Bettis	28-109	0
10-27-96	at Atlanta	[W 20-17]	Jerome Bettis	26-126	1
11-03-96	vs. St. Louis	[W 42-6]	Jerome Bettis	19-129	2
11-10-96	at Cincinnati	[L 34-24]	Jerome Bettis	21-111	2
11-25-96	at Miami	[W 24-17]	Jerome Bettis	27-119	0
12-01-96	at Baltimore	[L 31-17]	Jerome Bettis	24-105	0
12-15-96	vs. San Francisco	[L 25-15]	Eric Pegram	20-103	0
12-22-96	at Carolina	[L 18-14]	Kordell Stewart	7-102	1
12-29-96*	vs. Indianapolis	[W 42-14]	Jerome Bettis	25-102	2
09-07-97	vs. Washington	[W 14-13]	Jerome Bettis	27-134	1
09-22-97	at Jacksonville	[L 30-21]	Jerome Bettis	21-114	0
10-05-97	at Baltimore	[W 42-34]	Jerome Bettis	28-137	0
10-12-97	vs. Indianapolis	[W 24-22]	Jerome Bettis	30-164	1
10-19-97	at Cincinnati	[W 26-10]	Jerome Bettis	34-135	1
11-03-97	at Kansas City	[L 13-10]	Jerome Bettis	17-103	0
11-09-97	vs. Baltimore	[W 37-0]	Jerome Bettis	24-114	1
11-16-97	vs. Cincinnati	[W 20-3]	Jerome Bettis	25-101	0
11-30-97	at Arizona	[W 26-20]	Jerome Bettis	36-142	3
12-07-97	vs. Denver	[W 35-24]	Jerome Bettis	24-125	0
01-11-98**	vs. Denver	[L 24-21]	Jerome Bettis	23-105	1
09-13-98	vs. Chicago	[W 17-12]	Jerome Bettis	21-131	1
09-27-98	vs. Seattle	[W 13-10]	Jerome Bettis	28-138	0
10-11-98	at Cincinnati	[L 25-20]	Kordell Stewart	7-103	0
10-26-98	at Kansas City	[W 20-13]	Jerome Bettis	33-119	0
11-09-98	vs. Green Bay	[W 27-20]	Jerome Bettis	34-100	0
12-20-98	vs. Cincinnati	[L 25-24]	Jerome Bettis	21-104	1
12-28-98	at Jacksonville	[L 21-3]	Jerome Bettis	26-139	0

*AFC Playoff game **AFC Championship game

Steelers 100/300-Yard Performances

100-YARD RUSHING GAMES BY STEELERS (Continued)

Date	Opponent	Score	Player	Att./Yards	TDs
10-17-99	at Cincinnati	[W 17-3]	Jerome Bettis	26-111	2
12-26-99	vs. Carolina	[W 30-20]	Jerome Bettis	33-137	1
09-17-00	at Cleveland	[L 23-20]	Jerome Bettis	24-133	1
10-08-00	at N.Y. Jets	[W 20-3]	Jerome Bettis	25-107	1
10-15-00	vs. Cincinnati	[W 15-0]	Jerome Bettis	29-101	0
10-22-00	vs. Cleveland	[W 22-0]	Jerome Bettis	33-105	1
11-12-00	vs. Philadelphia	[L 26-23]	Jerome Bettis	30-134	1
12-03-00	vs. Oakland	[W 21-20]	Jerome Bettis	24-128	0
12-16-00	vs. Washington	[W 24-3]	Jerome Bettis	25-104	0
09-30-01	at Buffalo	[W 20-3]	Jerome Bettis	22-114	0
10-07-01	vs. Cincinnati	[W 16-7]	Jerome Bettis	23-153	0
10-14-01	at Kansas City	[W 20-17]	Jerome Bettis	19-112	0
10-21-01	at Tampa Bay	[W 17-10]	Jerome Bettis	17-143	1
11-11-01	at Cleveland	[W 15-12]	Jerome Bettis	29-163	0
12-23-01	vs. Detroit	[W 47-14]	Chris Fuamatu-Ma'afala	26-126	0
10-13-02	at Cincinnati	[W 34-7]	Jerome Bettis	21-109	2
11-03-02	at Cleveland	[W 23-20]	Amos Zereoue	29-111	0
11-10-02	vs. Atlanta	[T 34-34]	Amos Zereoue	37-123	0
12-29-02	vs. Baltimore	[W 34-31]	Amos Zereoue	26-104	2
12-07-03	vs. Oakland	[W 27-7]	Jerome Bettis	27-106	1
12-21-03	vs. San Diego	[W 40-24]	Jerome Bettis	32-115	1
09-26-04	at Miami	[W 13-3]	Duce Staley	22-101	0
10-03-04	vs. Cincinnati	[W 28-17]	Duce Staley	25-123	0
10-10-04	vs. Cleveland	[W 34-23]	Duce Staley	21-117	1
10-31-04	vs. New England	[W 34-20]	Duce Staley	25-125	0
11-07-04	vs. Philadelphia	[W 27-3]	Jerome Bettis	33-149	0
11-14-04	at Cleveland	[W 24-10]	Jerome Bettis	29-103	2
11-21-04	at Cincinnati	[W 19-14]	Jerome Bettis	29-129	0
11-28-04	vs. Washington	[W 16-7]	Jerome Bettis	31-100	1
12-18-04	at N.Y. Giants	[W 33-30]	Jerome Bettis	36-140	1
12-26-04	vs. Baltimore	[W 20-7]	Jerome Bettis	27-117	0
01-02-05	at Buffalo	[W 29-24]	Willie Parker	19-102	0
01-15-05*	vs. N.Y. Jets	[W 20-17]	Jerome Bettis	27-101	1
09-11-05	vs. Tennessee	[W 34-7]	Willie Parker	22-161	1
09-18-05	at Houston	[W 27-7]	Willie Parker	25-111	1
10-23-05	at Cincinnati	[W 27-13]	Willie Parker	18-131	1
12-11-05	vs. Chicago	[W 21-9]	Jerome Bettis	17-101	2
12-24-05	at Cleveland	[W 41-0]	Willie Parker	17-130	1
01-01-06	vs. Detroit	[W 35-21]	Willie Parker	26-135	0
09-07-06	vs. Miami	[W 28-17]	Willie Parker	29-115	0
09-24-06	vs. Cincinnati	[L 28-20]	Willie Parker	31-133	2
10-15-06	vs. Kansas City	[W 45-7]	Willie Parker	21-109	2
11-12-06	vs. New Orleans	[W 38-31]	Willie Parker	22-213	2
12-07-06	vs. Cleveland	[W 27-7]	Willie Parker	32-223	1
12-17-06	at Carolina	[W 37-3]	Willie Parker	23-132	1
12-31-06	at Cincinnati	[W 23-17]	Willie Parker	37-134	2
09-09-07	at Cleveland	[W 34-7]	Willie Parker	27-109	0
09-16-07	vs. Buffalo	[W 26-3]	Willie Parker	23-126	1
09-23-07	vs. San Francisco	[W 37-16]	Willie Parker	24-133	0
10-07-07	vs. Seattle	[W 21-0]	Willie Parker	28-102	0
10-28-07	at Cincinnati	[W 24-13]	Willie Parker	22-126	1
11-11-07	vs. Cleveland	[W 31-28]	Willie Parker	25-105	0
12-09-07	at New England	[L 34-13]	Willie Parker	21-124	0
12-16-07	vs. Jacksonville	[L 29-22]	Willie Parker	14-100	0
12-20-07	at St. Louis	[W 41-24]	Najeh Davenport	24-123	1
09-07-08	vs. Houston	[W 38-17]	Willie Parker	25-138	3
09-14-08	at Cleveland	[W 10-6]	Willie Parker	28-105	0
10-19-08	at Cincinnati	[W 38-10]	Mewelde Moore	20-120	2
11-16-08	vs. San Diego	[W 11-10]	Willie Parker	25-115	0
12-28-08	vs. Cleveland	[W 31-0]	Willie Parker	23-116	1

*AFC Playoff game

Steelers 100/300-Yard Performances

100-YARD RUSHING GAMES BY STEELERS (Continued)

Date	Opponent	Score	Player	Att./Yards	TDs
01-11-09*	vs. San Diego	[W 35-24]	Willie Parker	27-146	2
10-04-09	vs. San Diego	[W 38-28]	Rashard Mendenhall	29-165	2
11-09-09	at Denver	[W 28-10]	Rashard Mendenhall	22-155	0
12-06-09	vs. Oakland	[L 27-24]	Rashard Mendenhall	20-103	1
09-12-10	vs. Atlanta	[W 15-9]	Rashard Mendenhall	22-120	1
09-26-10	at Tampa Bay	[W 38-13]	Rashard Mendenhall	19-143	1
11-28-10	at Buffalo	[W 19-16]	Rashard Mendenhall	36-151	1
01-23-11*	vs. N.Y. Jets	[W 24-19]	Rashard Mendenhall	27-121	1
10-09-11	vs. Tennessee	[W 38-17]	Jonathan Dwyer	11-107	0
10-16-11	vs. Jacksonville	[W 17-13]	Rashard Mendenhall	23-146	1
12-24-11	vs. St. Louis	[W 27-0]	Rashard Mendenhall	18-116	1
01-08-12*	at Denver	[L 29-23]	Isaac Redman	17-121	0
10-21-12	at Cincinnati	[W 24-17]	Jonathan Dwyer	17-122	0
10-28-12	vs. Washington	[W 27-12]	Jonathan Dwyer	17-107	0
11-04-12	at N.Y. Giants	[W 24-20]	Isaac Redman	26-147	1
12-22-13	at Green Bay	[W 38-31]	Le'Veon Bell	26-124	1
09-07-14	vs. Cleveland	[W 30-27]	Le'Veon Bell	21-109	1
09-21-14	at Carolina	[W 37-19]	Le'Veon Bell	21-147	0
			LeGarrette Blount	10-118	1
11-17-14	at Tennessee	[W 27-24]	Le'Veon Bell	33-204	1
12-07-14	at Cincinnati	[W 42-21]	Le'Veon Bell	26-185	2
09/10/15	at New England	[L 28-21]	DeAngelo Williams	21-127	0
10/01/15	vs. Baltimore	[L 23-20 OT]	Le'Veon Bell	22-129	1
10/12/15	at San Diego	[W 24-20]	Le'Veon Bell	21-111	1
10/25/15	at Kansas City	[L 23-13]	Le'Veon Bell	17-121	0
11/08/15	vs Oakland	[W 38-35]	DeAngelo Williams	27-170	2
12/06/15	vs Indianapolis	[W 45-10]	DeAngelo Williams	26-134	0
12/27/15	at Baltimore	[L 20-17]	DeAngelo Williams	17-100	2
9-12-16	at Washington	[W 38-16]	DeAngelo Williams	26-143	2
10-2-16	vs. Kansas City	[W 43-14]	Le'Veon Bell	18-144	0
11-20-16	at Cleveland	[W 24-9]	Le'Veon Bell	28-146	1
11-24-16	at Indianapolis	[W 28-7]	Le'Veon Bell	23-120	1
12-4-16	vs. NY Giants	[W 24-14]	Le'Veon Bell	29-118	0
12-11-16	at Buffalo	[W 27-20]	Le'Veon Bell	33-236	3
12-25-16	vs. Baltimore	[W 31-27]	Le'Veon Bell	20-122	1
1-8-17*	vs. Miami	[W 30-12]	Le'Veon Bell	29-167	2
1-15-17*	at Kansas City	[W 18-16]	Le'Veon Bell	30-170	0

Since 1970 NFL Merger

Total number of 100-yard rushers: 296

Total Away games: 123 Wins: 93 Losses: 30

Total games: 288 Wins: 236 Losses: 55 Ties: 1

Total Neutral games: 1 Wins: 1 Losses: 0

Total Home games: 104 Wins: 142 Losses: 21 Ties: 1

100-YARD RUSHING GAMES BY STEELERS OPPONENT

Before 1970 NFL Merger

Date	Opponent	Score	Player	Att./Yards	TDs
11-27-49	at Philadelphia	[L 34-17]	Steve Van Buren	27-205	0
12-18-60	at St. Louis	[L 38-7]	John David Crow	24-203	0
11-09-69	at Chicago	[L 38-7]	Gale Sagers	27-109	0
11-30-69	at St. Louis	[L 47-10]	Cleophus Edwards	13-128	0

Since 1970 NFL Merger

Date	Opponent	Score	Player	Att./Yards	TDs
10-25-70	at Oakland	[L 31-14]	Hewritt Dixon	19-106	0
11-22-70	at Cincinnati	[L 34-7]	Paul Robinson	18-119	1
11-07-71	Cleveland	[W 26-9]	Leroy Kelly	22-102	1
10-08-72	at Dallas	[L 17-13]	Calvin Hill	23-108	1
10-29-72	at Buffalo	[W 38-21]	O.J. Simpson	22-189	1
11-19-72	at Cleveland	[L 26-24]	Leroy Kelly	21-107	0
10-14-73	at Cincinnati	[L 19-7]	Boobie Clark	28-112	1
09-22-74	at Denver (ot)	[T 35-35]	Otis Armstrong	19-131	0

*AFC Playoff game

Steelers 100/300-Yard Performances

100-YARD RUSHING GAMES BY STEELERS OPPONENT (Continued)

Date	Opponent	Score	Player	Att./Yards	TDs
09-28-75	Buffalo	[L 30-21]	O.J. Simpson	23-227	1
10-19-75	Chicago	[W 34-3]	Mike Adame	17-110	0
10-04-76	at Minnesota	[L 17-6]	Chuck Foreman	27-148	2
10-23-77	Houston	[W 27-10]	Ronnie Coleman	26-114	0
11-13-77	Cleveland	[W 35-31]	Greg Pruitt	19-108	0
11-27-77	at N.Y. Jets	[W 23-20]	Scott Dierking	23-107	0
11-12-78	at L.A. Rams	[L 10-7]	John Capeletti	20-106	0
12-10-79	at Houston	[L 20-17]	Earl Campbell	33-109	0
11-23-80	at Buffalo	[L 28-13]	Joe Cribbs	24-110	0
12-22-80	at San Diego	[L 26-17]	Chuck Muncie	26-114	1
12-07-81	at Oakland	[L 30-27]	Kenny King	11-102	0
12-12-82	at Buffalo	[L 13-0]	Joe Cribbs	30-143	0
01-09-83*	San Diego	[L 31-28]	Chuck Muncie	25-126	0
10-16-83	Cleveland	[W 44-17]	Boyce Green	28-137	2
10-30-83	Tampa Bay	[W 17-12]	James Wilder	42-126	0
11-24-83	at Detroit	[L 45-3]	Billy Sims	26-106	2
12-04-83	Cincinnati	[L 23-10]	Pete Johnson	28-126	2
01-01-84*	at L.A. Raiders	[L 38-10]	Marcus Allen	13-121	2
12-09-84	Cleveland	[W 23-20]	Earnest Byner	15-103	0
09-30-85	Cincinnati	[L 37-24]	James Brooks	18-133	2
10-13-85	at Dallas	[L 27-13]	Tony Dorsett	21-113	1
12-15-85	Buffalo	[W 30-24]	Greg Bell	19-123	1
12-21-85	at N.Y. Giants	[L 28-10]	Joe Morris	36-202	3
09-07-86	at Seattle	[L 30-0]	Curt Warner	21-114	0
11-09-86	at Buffalo	[L 16-12]	Robb Riddick	25-108	1
11-23-86	at Cleveland (ot)	[L 37-31]	Kevin Mack	24-106	1
12-13-86	at N.Y. Jets	[W 45-24]	Freeman McNeil	23-137	0
10-11-87	at L.A. Rams	[L 31-21]	Charles White	33-166	1
11-01-87	at Miami	[L 35-24]	Troy Stradford	19-110	1
11-15-87	Houston	[L 23-3]	Mike Rozier	29-112	0
11-06-88	at Cincinnati	[L 42-7]	Ickey Woods	10-110	3
12-11-88	at San Diego	[L 20-14]	Gary Anderson	26-170	0
09-17-89	at Cincinnati	[L 41-10]	James Brooks	20-113	1
10-08-89	Cincinnati	[L 26-16]	James Brooks	17-127	2
10-29-89	Kansas City	[W 23-17]	Christian Okoye	23-101	0
11-05-89	at Denver	[L 34-7]	Bobby Humphrey	25-105	2
12-03-89	Houston	[L 23-16]	Lorenzo White	23-115	1
11-18-90	at Cincinnati	[L 27-3]	James Brooks	20-105	0
09-08-91	at Buffalo	[L 52-34]	Thurman Thomas	15-107	0
11-03-91	at Denver	[L 20-13]	Greg Lewis	19-111	1
11-28-91	at Dallas	[L 20-10]	Emmitt Smith	32-109	1
09-06-92	at Houston	[W 29-24]	Lorenzo White	13-100	0
11-08-92	at Buffalo	[L 28-20]	Thurman Thomas	37-155	1
11-29-92	at Cincinnati	[W 21-9]	Harold Green	16-116	0
12-20-92	Minnesota	[L 6-3]	Terry Allen	33-172	0
01-09-93*	Buffalo	[L 24-3]	Kenneth Davis	10-104	0
12-19-93	Houston	[L 26-17]	Gary Brown	20-100	0
12-26-93	at Seattle	[L 16-6]	Jon Vaughn	26-131	0
09-04-94	Dallas	[W 26-9]	Emmitt Smith	31-179	1
09-25-94	at Seattle	[W 30-13]	Chris Warren	26-126	1
09-03-95	Detroit	[L 23-20]	Barry Sanders	21-108	0
09-24-95	Minnesota	[W 44-24]	Robert Smith	15-115	1
12-16-95	New England	[L 41-27]	Curtis Martin	20-120	0
12-10-96	at Baltimore	[L 31-17]	Bam Morris	28-100	0
01-11-98*	Denver	[L 24-21]	Terrell Davis	26-139	1
09-20-98	at Miami	[L 21-0]	Karim Abdul-Jabbar	33-108	1
11-01-98	Tennessee	[L 41-31]	Eddie George	34-153	1
09-18-99	at Baltimore	[W 23-20]	Errict Rhett	35-101	1
11-07-99	at San Francisco	[W 27-6]	Charlie Garner	20-166	0
12-02-99	at Jacksonville	[L 20-6]	James Stewart	30-145	1

*AFC Playoff game

Steelers 100/300-Yard Performances

100-YARD RUSHING GAMES BY STEELERS OPPONENT (Continued)

Date	Opponent	Score	Player	Att./Yards	TDs
12-12-99	Baltimore	[L 31-24]	Priest Holmes	18-130	1
09-03-00	Baltimore	[L 16-0]	Priest Holmes	29-119	0
11-19-00	Jacksonville	[L 34-24]	Fred Taylor	30-234	3
11-26-00	Cincinnati	[W 48-28]	Corey Dillon	23-128	2
10-14-01	at Kansas City	[W 20-17]	Priest Holmes	20-150	2
09-29-02	Cleveland	[W 16-13]	Jamel White	16-105	1
10-06-02	at New Orleans	[L 32-29]	Deuce McAllister	23-123	2
11-10-02	Atlanta	[T 34-34]	Warrick Dunn	20-129	1
09-14-03	at Kansas City	[L 41-20]	Priest Holmes	26-122	3
10-05-03	Cleveland	[L 33-13]	William Green	33-115	0
12-14-03	at N.Y. Jets	[L 6-0]	Curtis Martin	30-174	0
12-28-03	at Baltimore	[L 13-10]	Jamal Lewis	27-114	1
10-03-04	Cincinnati	[W 28-17]	Rudi Johnson	24-123	1
11-28-05	at Indianapolis	[L 26-7]	Edgerrin James	29-124	1
11-18-07	at N.Y. Jets	[L 19-16]	Thomas Jones	30-117	0
12-16-07	Jacksonville	[L 29-22]	Fred Taylor	25-147	1
12-27-09	Baltimore	[W 23-20]	Ray Rice	30-141	0
09-11-11	at Baltimore	[L 35-7]	Ray Rice	19-107	1
10-02-11	at Houston	[L 17-10]	Arian Foster	30-155	1
12-24-11	St. Louis	[W 27-0]	Steven Jackson	24-103	0
09-23-12	at Oakland	[L 34-31]	Darren McFadden	18-113	1
11-12-12	Kansas City	[W 16-13]	Jamaal Charles	23-100	1
09-29-13	at Minnesota	[L 34-27]	Adrian Peterson	23-140	2
10-27-13	at Oakland	[L 21-18]	Terrelle Pryor	9-106	1
11-03-13	at New England	[L 55-31]	Stevan Ridley	26-115	2
12-08-13	Miami	[L 34-28]	Daniel Thomas	16-105	1
09-07-14	Cleveland	[W 30-27]	Terrance West	16-100	0
10-20-14	Houston	[W 30-23]	Arian Foster	20-102	0
11-30-14	New Orleans	[L 35-32]	Mark Ingram	23-122	0
12-28-14	Cincinnati	[W 27-17]	Jeremy Hill	23-100	0
10-01-15	Baltimore	[L 23-20 OT]	Justin Forsett	27-150	0
10-25-15	at Kansas City	[L 23-13]	Charcandrick West	22-110	1
10-16-16	at Miami	[L 30-15]	Jay Ajayi	25-204	2
10-23-16	vs. New England	[L 27-16]	LeGarrette Blount	24-127	2
11-13-16	vs. Dallas	[L 35-30]	Ezekiel Elliott	21-114	2
1-1-17	vs. Cleveland	[W 27-24]	Isaiah Crowell	19-152	0

Since 1970 NFL Merger

Total Games with 100-Yards Rushing: 104 Wins: 30 Losses: 72 Ties: 2
 Total Home Games with 100-Yards Rushing: 46 Wins: 22 Losses: 23 Ties: 1
 Total Away Games with 100-Yards Rushing: 57 Wins: 8 Losses: 48 Ties: 1
 Total Neutral Games with 100-Yards Rushing: 1 Wins: 0 Losses: 1 Ties: 0

100-YARD RECEIVING GAMES BY STEELERS

Before 1970 NFL Merger

Date	Opponent	Score	Player	Rec./Yards	TDs
10-10-48	vs. Washington	[W 10-7]	Val Jansante	6-104	0
12-12-48	at L.A. Rams	[L 31-14]	Val Jansante	6-104	0
09-25-49	vs. N.Y. Giants	[W 28-7]	Elbie Nickel	4-107	1
10-30-49	vs. Philadelphia	[L 38-7]	Val Jansante	8-110	1
12-04-49	at Chicago Bears	[L 30-21]	Elbie Nickel	7-192	1
10-01-51	vs. N.Y. Giants	[T 13-13]	Lynn Chandnois	3-104	0
10-14-51	vs. San Francisco	[L 28-24]	Elbie Nickel	5-149	2
12-16-51	at Washington	[W 20-10]	Lynn Chandnois	6-102	1
		[W 20-10]	Henry Minarik	8-121	0
11-09-52	vs. Detroit	[L 31-6]	Lynn Chandnois	8-109	0
11-16-52	at Cleveland	[L 29-28]	Ray Mathews	5-126	2
		[L 29-28]	Elbie Nickel	9-120	1
11-30-52	vs. N.Y. Giants	[W 63-7]	Dick Hensley	7-154	2
12-14-52	at L.A. Rams	[L 28-14]	Elbie Nickel	10-202	1

● Game at Wembley Stadium (London)

Steelers 100/300-Yard Performances

100-YARD RECEIVING GAMES BY STEELERS (Continued)

Date	Opponent	Score	Player	Rec./Yards	TDs
09-27-53	at Detroit	[L 38-21]	Elbie Nickel	6-107	2
10-11-53	vs. Chicago Cardinals	[W 31-28]	Lynn Chandnois	6-110	0
11-08-53	at Cleveland	[L 34-16]	Ray Mathews	4-113	1
10-17-54	vs. Cleveland	[W 55-27]	Ray Mathews	5-152	3
11-05-55	at Chicago Cardinals	[L 27-13]	Ray Mathews	6-156	1
11-13-55	vs. Detroit	[L 31-28]	Lynn Chandnois	8-108	0
11-27-55	vs. Washington	[L 23-14]	Sid Watson	7-128	1
10-28-56	at Cleveland	[W 24-16]	Lowell Perry	2-112	1
11-25-56	at Chicago Cardinals	[L 38-27]	Ray Mathews	7-119	1
11-03-57	at Baltimore	[W 19-13]	Ray Mathews	6-165	2
10-26-58	at N.Y. Giants	[L 17-6]	Tank Younger	5-109	0
11-02-58	vs. Washington	[W 24-16]	Jimmy Orr	5-133	1
11-09-58	at Philadelphia	[W 31-24]	Ray Mathews	3-115	1
		[W 31-24]	Tom Tracy	5-116	3
11-23-58	at Chicago Cardinals	[W 27-20]	Jimmy Orr	3-116	1
		[W 27-20]	Tom Tracy	5-125	0
11-30-58	vs. Chicago Bears	[W 24-10]	Jimmy Orr	5-163	1
12-07-58	at Washington	[T 14-14]	Jimmy Orr	4-123	1
12-13-58	vs. Chicago Cardinals	[W 38-21]	Tom Tracy	7-106	0
		[W 38-21]	Jack McClairen	9-139	0
		[W 38-21]	Jimmy Orr	6-205	3
10-04-59	vs. Washington	[L 23-17]	Pete Brewster	8-123	1
10-25-59	vs. N.Y. Giants	[L 21-16]	Buddy Dial	4-146	1
12-06-59	at Chicago Bears	[L 27-21]	Buddy Dial	4-106	1
09-24-60	at Dallas	[W 35-28]	Preston Carpenter	5-116	2
10-02-60	at Cleveland	[L 28-20]	Preston Carpenter	3-100	0
10-23-60	at Washington	[T 27-27]	Buddy Dial	7-187	1
11-13-60	at N.Y. Giants	[L 27-24]	Buddy Dial	4-121	1
09-17-61	at Dallas	[L 27-24]	Buddy Dial	5-137	1
10-22-61	vs. Cleveland	[L 30-28]	Buddy Dial	9-235	2
11-05-61	at Cleveland	[W 17-13]	Bob Schnelker	7-160	1
11-12-61	vs. Dallas	[W 37-7]	Buddy Dial	6-148	2
11-19-61	at N.Y. Giants	[L 42-21]	Buddy Dial	7-117	2
12-17-61	at St. Louis	[L 20-0]	Red Mack	5-101	0
10-21-62	vs. Dallas	[L 42-27]	Buddy Dial	9-157	2
11-04-62	vs. Minnesota	[W 39-31]	Buddy Dial	6-103	0
12-02-62	vs. St. Louis	[W 19-7]	Buddy Dial	7-186	0
12-16-62	at Washington	[W 27-24]	Buddy Dial	2-101	1
09-15-63	at Philadelphia	[T 21-21]	Buddy Dial	7-116	0
10-05-63	at Cleveland	[L 35-23]	Red Mack	6-130	0
		[L 35-23]	Buddy Dial	7-144	2
10-13-63	at St. Louis	[L 24-23]	Red Mack	3-124	1
10-20-63	vs. Washington	[W 38-27]	Buddy Dial	6-155	1
10-27-63	vs. Dallas	[W 27-21]	Red Mack	3-129	1
		[W 27-21]	Buddy Dial	7-162	3
11-10-63	vs. Cleveland	[W 9-7]	Buddy Dial	5-114	0
11-17-63	at Washington	[W 34-28]	Gary Ballman	8-161	1
12-01-63	vs. Philadelphia	[T 20-20]	Gary Ballman	7-128	2
12-08-63	at Dallas	[W 24-19]	Buddy Dial	2-103	1
12-15-63	at N.Y. Giants	[L 33-17]	Gary Ballman	6-104	1
09-27-64	vs. Dallas	[W 23-17]	Gary Ballman	5-135	1
11-08-64	at St. Louis	[L 34-30]	Gary Ballman	6-125	2
11-22-64	at N.Y. Giants	[W 44-17]	Gary Ballman	5-117	1
11-29-64	vs. St. Louis	[L 21-20]	Clendon Thomas	4-113	0
10-31-65	vs. Dallas	[W 22-13]	Gary Ballman	3-120	2
11-14-65	at Dallas	[L 24-17]	Roy Jefferson	4-108	0
11-28-65	vs. Cleveland	[L 42-21]	Gary Ballman	3-118	1
12-12-65	vs. Philadelphia	[L 47-13]	Gary Ballman	9-163	1
09-11-66	vs. N.Y. Giants	[T 34-34]	Gary Ballman	5-114	1
09-25-66	vs. Washington	[L 33-27]	Gary Ballman	2-128	2
11-13-66	vs. St. Louis	[W 30-9]	Roy Jefferson	4-105	1
12-18-66	at Atlanta	[W 57-33]	Roy Jefferson	5-142	1

Steelers 100/300-Yard Performances

100-YARD RECEIVING GAMES BY STEELERS (Continued)

Date	Opponent	Score	Player	Rec./Yards	TDs
10-07-67	at Cleveland	[L 21-10]	Dick Compton	10-108	0
10-22-67	vs. Dallas	[L 24-21]	J.R. Wilburn	12-142	1
11-19-67	at N.Y. Giants	[L 28-20]	Roy Jefferson	5-129	1
12-03-67	at Detroit	[W 24-14]	J.R. Wilburn	6-135	1
12-10-67	vs. Washington	[L 15-10]	J.R. Wilburn	9-133	0
09-15-68	vs. N.Y. Giants	[L 34-20]	Roy Jefferson	5-113	0
11-03-68	at Atlanta	[W 41-21]	Roy Jefferson	11-199	4
11-24-68	vs. San Francisco	[L 45-28]	Roy Jefferson	8-132	2
12-15-68	at New Orleans	[L 24-14]	Roy Jefferson	6-139	1
09-28-69	at Philadelphia	[L 41-27]	Roy Jefferson	7-123	1
10-05-69	vs. St. Louis	[L 27-14]	Roy Jefferson	9-115	2
10-18-69	at Cleveland	[L 42-31]	Roy Jefferson	7-110	2
11-02-69	vs. Green Bay	[L 38-34]	Roy Jefferson	7-164	2
12-14-69	vs. N.Y. Giants	[L 21-17]	Roy Jefferson	5-112	2

Since 1970 NFL Merger

Date	Opponent	Score	Player	Rec./Yards	TDs
09-27-70	at Denver	[L 16-13]	Ron Shanklin	6-123	0
11-29-70	vs. Cleveland	[W 28-9]	John Fuqua	4-116	1
		[W 28-9]	Ron Shanklin	3-121	2
12-06-70	vs. Green Bay	[L 20-12]	Dave Smith	3-111	1
09-19-71	at Chicago	[L 17-15]	Ron Shanklin	6-113	0
09-26-71	vs. Cincinnati	[W 21-10]	Dave Smith	8-162	1
10-22-72	vs. New England	[W 33-3]	Ron Shanklin	5-111	1
11-19-72	at Cleveland	[L 26-24]	Ron Shanklin	5-108	0
12-03-72	vs. Cleveland	[W 30-0]	John McMakin	3-113	1
10-28-73	vs. Cincinnati	[W 20-13]	Ron Shanklin	3-104	1
12-14-74	vs. Cincinnati	[W 27-3]	John Stallworth	6-105	1
09-28-75	vs. Buffalo	[L 30-21]	John Stallworth	3-103	0
10-05-75	at Cleveland	[W 42-6]	Lynn Swann	5-126	1
		[W 42-6]	John Stallworth	4-109	1
11-02-75	at Cincinnati	[W 30-24]	Lynn Swann	6-116	2
01-18-76***	vs. Dallas	[W 21-17]	Lynn Swann	4-161	1
12-19-76*	at Baltimore	[W 40-14]	Frank Lewis	2-103	1
10-09-77	at Houston	[L 27-10]	Lynn Swann	6-102	0
11-13-77	vs. Cleveland	[W 35-31]	John Stallworth	6-126	2
		[W 35-31]	Lynn Swann	5-129	1
09-17-78	at Cincinnati	[W 28-3]	Bennie Cunningham	4-107	1
10-01-78	at N.Y. Jets	[W 28-17]	Lynn Swann	7-100	2
10-08-78	vs. Atlanta	[W 31-7]	John Stallworth	6-114	1
10-23-78	vs. Houston	[L 24-17]	Randy Grossman	9-116	0
11-27-78	at San Francisco	[W 24-7]	Lynn Swann	8-134	2
12-30-78*	vs. Denver	[W 33-10]	John Stallworth	10-156	1
01-21-79***	at Dallas	[W 35-31]	John Stallworth	3-115	2
		[W 35-31]	Lynn Swann	7-124	1
09-30-79	at Philadelphia	[L 17-14]	John Stallworth	5-102	1
10-14-79	at Cincinnati	[L 34-10]	John Stallworth	6-126	1
11-04-79	vs. Washington	[W 38-7]	Lynn Swann	5-106	0
		[W 38-7]	John Stallworth	6-126	2
12-02-79	vs. Cincinnati	[W 37-17]	Lynn Swann	5-192	2
01-20-80***	vs. L.A. Rams	[W 31-19]	John Stallworth	3-121	1
09-07-80	vs. Houston	[W 31-17]	John Stallworth	5-125	1
09-28-80	vs. Chicago	[W 38-3]	Jim Smith	6-131	3
10-05-80	at Minnesota	[W 23-17]	Lynn Swann	6-107	0
10-20-80	vs. Oakland	[L 45-34]	Jim Smith	6-102	2
		[L 45-34]	Theo Bell	5-114	1
10-26-80	at Cleveland	[L 27-26]	Theo Bell	4-125	0
11-16-80	vs. Cleveland	[W 16-13]	Lynn Swann	9-138	1
11-30-80	vs. Miami	[W 23-10]	Theo Bell	4-173	0
12-22-80	at San Diego	[L 26-17]	Theo Bell	5-127	0
09-06-81	vs. Kansas City	[L 37-33]	John Stallworth	6-107	0
09-20-81	vs. N.Y. Jets	[W 38-10]	John Stallworth	8-134	0

*AFC Playoff game ***Super Bowl

Steelers 100/300-Yard Performances

100-YARD RECEIVING GAMES BY STEELERS (Continued)

Date	Opponent	Score	Player	Rec./Yards	TDs
10-04-81	at New Orleans	[W 20-6]	John Stallworth	7-158	1
10-26-81	vs. Houston	[W 26-13]	Jim Smith	5-100	1
11-15-81	at Atlanta	[W 34-20]	John Stallworth	6-127	2
09-13-82	at Dallas	[W 36-28]	John Stallworth	7-137	1
12-05-82	vs. Kansas City	[W 35-14]	John Stallworth	4-107	2
01-02-83	vs. Cleveland	[W 37-21]	Lynn Swann	5-114	0
01-09-83*	vs. San Diego	[L 31-28]	John Stallworth	8-116	1
11-13-83	at Baltimore	[W 24-13]	Calvin Sweeney	6-104	1
09-02-84	vs. Kansas City	[L 37-27]	John Stallworth	8-167	1
		[L 37-27]	Louis Lipps	6-183	2
09-16-84	vs. L.A. Rams	[W 24-14]	John Stallworth	6-100	0
10-01-84	vs. Cincinnati	[W 38-17]	John Stallworth	6-119	0
10-21-84	at Indianapolis	[L 17-16]	John Stallworth	5-101	0
11-04-84	vs. Houston	[W 35-7]	John Stallworth	4-109	3
11-25-84	vs. San Diego	[W 52-24]	John Stallworth	7-116	3
11-25-84	vs. San Diego	[W 52-24]	Louis Lipps	7-118	1
12-02-84	at Houston	[L 23-20]	John Stallworth	6-113	0
01-06-85**	at Miami	[L 45-28]	John Stallworth	4-111	2
09-08-85	vs. Indianapolis	[W 45-3]	Louis Lipps	9-154	3
09-30-85	vs. Cincinnati	[L 37-24]	John Stallworth	11-151	1
		[L 37-24]	Louis Lipps	5-100	1
11-10-85	at Kansas City	[W 36-28]	John Stallworth	7-126	1
11-24-85	vs. Washington	[L 30-23]	Louis Lipps	5-121	1
12-01-85	vs. Denver	[L 31-23]	Calvin Sweeney	8-119	0
12-15-85	vs. Buffalo	[W 30-24]	Louis Lipps	4-116	1
12-07-86	vs. Detroit	[W 27-17]	Louis Lipps	8-150	2
10-04-87	at Atlanta	[W 28-12]	Joey Clinkscales	6-150	1
10-25-87	vs. Cincinnati	[W 23-20]	John Stallworth	7-100	1
09-25-88	at Buffalo	[L 36-28]	Weegie Thompson	4-118	1
10-16-88	vs. Houston	[L 34-14]	Louis Lipps	8-109	0
11-13-88	vs. Philadelphia	[L 27-26]	Louis Lipps	6-171	1
12-04-88	at Houston	[W 37-34]	Louis Lipps	4-166	2
09-17-89	at Cincinnati	[L 41-10]	Louis Lipps	5-122	0
10-01-89	at Detroit	[W 23-3]	Louis Lipps	7-126	1
10-29-89	vs. Kansas City	[W 23-17]	Louis Lipps	7-130	2
11-12-89	vs. Chicago	[L 20-0]	Louis Lipps	4-112	0
12-24-89	at Tampa Bay	[W 31-22]	Louis Lipps	4-137	2
10-14-90	at Denver	[W 34-17]	Louis Lipps	9-141	1
12-30-90	at Houston	[L 34-14]	Eric Green	7-105	0
09-01-91	vs. San Diego	[W 26-20]	Dwight Stone	4-124	1
09-22-91	at Philadelphia	[L 23-14]	Eric Green	8-158	1
09-13-92	vs. N.Y. Jets	[W 27-10]	Jeff Graham	6-146	0
09-27-92	at Green Bay	[L 17-3]	Dwight Stone	5-101	0
10-19-92	vs. Cincinnati	[W 20-0]	Jeff Graham	7-115	0
10-24-93	at Cleveland	[L 28-23]	Eric Green	6-108	0
11-28-93	at Houston	[L 23-3]	Jeff Graham	8-102	0
12-19-93	vs. Houston	[L 26-17]	Jeff Graham	7-192	0
12-26-93	at Seattle	[L 16-6]	Eric Green	7-119	0
12-26-93	at Seattle	[L 16-6]	Dwight Stone	4-100	0
12-24-94	at San Diego	[L 37-34]	Charles Johnson	4-165	2
01-07-95*	vs. Cleveland	[W 29-9]	Ernie Mills	5-117	0
01-15-95**	vs. San Diego	[L 17-13]	Ernie Mills	8-106	0
09-24-95	vs. Minnesota	[L 44-24]	Yancey Thigpen	10-141	1
10-08-95	at Jacksonville	[L 20-16]	Yancey Thigpen	6-160	0
11-05-95	at Chicago	[W 37-34]	Yancey Thigpen	10-108	0
11-26-95	at Cleveland	[W 20-17]	Yancey Thigpen	5-106	0
10-07-96	at Kansas City	[W 17-7]	Charles Johnson	6-125	0
10-20-96	at Houston	[L 23-13]	Charles Johnson	5-155	1
10-27-96	at Atlanta	[W 20-17]	Charles Johnson	8-110	0
12-01-96	at Baltimore	[L 31-17]	Charles Johnson	8-117	0

*AFC Playoff game **AFC Championship game

Steelers 100/300-Yard Performances

100-YARD RECEIVING GAMES BY STEELERS (Continued)

Date	Opponent	Score	Player	Rec./Yards	TDs
12-29-96*	vs. Indianapolis	[W 42-14]	Charles Johnson	5-109	0
10-05-97	at Baltimore	[W 42-34]	Yancey Thigpen	7-162	0
10-19-97	at Cincinnati	[W 26-10]	Yancey Thigpen	6-120	1
10-26-97	vs. Jacksonville	[W 23-17]	Yancey Thigpen	11-196	0
11-09-97	vs. Baltimore	[W 37-0]	Yancey Thigpen	6-130	1
11-16-97	vs. Cincinnati	[W 20-3]	Yancey Thigpen	5-101	1
11-23-97	at Philadelphia	[L 23-20]	Charles Johnson	7-106	0
12-07-97	vs. Denver	[W 35-24]	Yancey Thigpen	6-175	3
11-01-98	vs. Tennessee	[L 41-31]	Courtney Hawkins	14-147	1
		[L 41-31]	Charles Johnson	9-115	3
01-02-00	vs. Tennessee	[L 47-36]	Bobby Shaw	7-131	1
10-29-01	vs. Tennessee	[W 34-7]	Plaxico Burress	6-151	0
11-18-01	vs. Jacksonville	[W 20-7]	Hines Ward	9-112	1
11-25-01	at Tennessee	[W 34-24]	Plaxico Burress	8-114	1
12-09-01	vs. N.Y. Jets	[W 18-7]	Hines Ward	10-124	0
12-16-01	at Baltimore	[W 26-21]	Plaxico Burress	8-164	1
		[W 26-21]	Bobby Shaw	2-100	1
12-30-01	at Cincinnati	[L 26-23]	Plaxico Burress	6-102	2
09-29-02	vs. Cleveland	[W 16-13]	Hines Ward	9-104	0
10-13-02	at Cincinnati	[W 34-7]	Plaxico Burress	8-149	0
11-10-02	vs. Atlanta	[T 34-34]	Plaxico Burress	9-253	2
		[T 34-34]	Hines Ward	11-139	1
11-17-02	at Tennessee	[L 31-23]	Hines Ward	10-168	2
11-24-02	vs. Cincinnati	[W 29-21]	Hines Ward	5-125	1
12-15-02	vs. Carolina	[W 30-14]	Plaxico Burress	6-120	1
12-23-02	at Tampa Bay	[W 17-7]	Plaxico Burress	5-127	0
01-05-03*	vs. Cleveland	[W 36-33]	Plaxico Burress	6-100	1
01-05-03*	vs. Cleveland	[W 36-33]	Hines Ward	11-104	1
09-07-03	vs. Baltimore	[W 34-15]	Plaxico Burress	6-116	0
09-14-03	at Kansas City	[L 41-20]	Plaxico Burress	7-115	1
		[L 41-20]	Hines Ward	9-146	0
11-30-03	vs. Cincinnati	[L 24-20]	Plaxico Burress	8-112	0
		[L 24-20]	Hines Ward	13-149	1
09-19-04	at Baltimore	[L 30-13]	Hines Ward	6-151	1
10-10-04	vs. Cleveland	[W 34-23]	Plaxico Burress	6-136	1
12-18-04	at N.Y. Giants	[W 33-30]	Antwaan Randle El	5-149	1
		[W 33-30]	Hines Ward	9-134	0
01-15-05*	vs. N.Y. Jets	[W 20-17]	Hines Ward	10-105	1
01-23-05**	vs. New England	[L 41-27]	Hines Ward	5-109	1
09-25-05	vs. New England	[L 23-20]	Hines Ward	4-110	2
11-13-05	vs. Cleveland	[W 34-21]	Hines Ward	8-124	1
12-04-05	vs. Cincinnati	[L 38-31]	Hines Ward	9-135	2
12-24-05	at Cleveland	[W 41-0]	Hines Ward	7-105	1
01-08-06*	at Cincinnati	[W 31-17]	Cedrick Wilson	3-104	1
02-05-06***	vs. Seattle	[W 21-10]	Hines Ward	5-123	1
09-07-06	vs. Miami	[W 28-17]	Heath Miller	3-101	1
10-22-06	at Atlanta	[L 41-38]	Hines Ward	8-171	3
11-05-06	vs. Denver	[L 31-20]	Hines Ward	7-127	0
12-31-06	at Cincinnati	[W 23-17]	Santonio Holmes	4-124	1
09-30-07	at Arizona	[L 21-14]	Santonio Holmes	6-128	2
11-05-07	vs. Baltimore	[W 38-7]	Santonio Holmes	4-110	2
12-20-07	at St. Louis	[W 41-24]	Santonio Holmes	4-133	0
01-05-08*	vs. Jacksonville	[L 31-29]	Hines Ward	10-135	0
11-09-08	vs. Indianapolis	[L 24-20]	Hines Ward	8-112	0
11-16-08	vs. San Diego	[W 11-10]	Hines Ward	11-124	0
12-14-08	at Baltimore	[W 13-9]	Hines Ward	8-107	0
12-21-08	at Tennessee	[L 31-14]	Hines Ward	7-109	1
02-01-09***	at Arizona	[W 27-23]	Santonio Holmes	9-131	1

*AFC Playoff game **AFC Championship game ***Super Bowl

Steelers 100/300-Yard Performances

100-YARD RECEIVING GAMES BY STEELERS (Continued)

Date	Opponent	Score	Player	Rec./Yards	TDs
09-10-09	vs. Tennessee	[W 13-10]	Santonio Holmes	9-131	1
		[W 13-10]	Hines Ward	8-103	0
09-27-09	at Cincinnati	[L 23-20]	Mike Wallace	7-102	0
10-04-09	vs. San Diego	[W 38-28]	Hines Ward	8-113	0
10-18-09	vs. Cleveland	[W 27-14]	Santonio Holmes	5-104	0
		[W 27-14]	Hines Ward	8-159	1
11-22-09	at Kansas City	[L 27-24]	Hines Ward	10-128	1
12-06-09	vs. Oakland	[L 27-24]	Santonio Holmes	8-149	1
12-20-09	vs. Green Bay	[W 37-36]	Heath Miller	7-118	0
		[W 37-36]	Hines Ward	7-126	0
09-12-10	vs. Atlanta	[W 15-9]	Hines Ward	6-108	0
09-26-10	at Tampa Bay	[W 38-13]	Mike Wallace	3-100	2
10-24-10	at Miami	[W 23-22]	Hines Ward	7-131	1
11-08-10	at Cincinnati	[W 27-21]	Mike Wallace	5-110	1
11-14-10	vs. New England	[L 39-26]	Mike Wallace	8-136	2
11-21-10	vs. Oakland	[W 35-3]	Mike Wallace	3-116	1
11-28-10	at Buffalo	[W 19-16]	Hines Ward	7-107	0
12-12-10	vs. Cincinnati	[W 23-7]	Hines Ward	8-115	0
12-19-10	vs. N.Y. Jets	[L 22-17]	Mike Wallace	7-102	0
12-23-10	vs. Carolina	[W 27-3]	Mike Wallace	4-104	1
01-02-11	at Cleveland	[W 41-9]	Mike Wallace	3-105	1
09-11-11	at Baltimore	[L 35-7]	Mike Wallace	8-107	0
09-18-11	vs. Seattle	[W 24-0]	Mike Wallace	8-126	1
09-25-11	at Indianapolis	[W 23-20]	Mike Wallace	5-144	1
10-23-11	at Arizona	[W 32-20]	Antonio Brown	7-102	0
		[W 32-20]	Mike Wallace	3-118	1
11-06-11	vs. Baltimore	[L 23-20]	Antonio Brown	5-109	0
12-08-11	vs. Cleveland	[W 14-3]	Antonio Brown	5-151	1
09-23-12	at Oakland	[L 34-31]	Mike Wallace	8-123	1
10-11-12	at Tennessee	[L 26-23]	Isaac Redman (RB)	4-105	0
12-09-12	vs. San Diego	[L 34-24]	Mike Wallace	7-112	2
09-22-13	vs. Chicago	[L 40-23]	Antonio Brown	9-196	2
09-29-13	at Minnesota	[L 34-27]	Jerricho Cotchery	5-103	1
11-10-13	vs. Buffalo	[W 23-10]	Antonio Brown	6-104	0
11-17-13	vs. Oakland	[W 37-27]	Antonio Brown	7-147	2
12-08-13	vs. Miami	[L 34-28]	Antonio Brown	5-138	1
12-22-13	at Green Bay	[W 38-31]	Antonio Brown	6-105	0
09-07-14	vs. Cleveland	[W 30-27]	Antonio Brown	5-116	1
09-28-14	vs. Tampa Bay	[L 27-24]	Antonio Brown	7-131	2
10-12-14	at Cleveland	[L 31-10]	Antonio Brown	7-118	0
10-26-14	vs. Indianapolis	[W 51-34]	Antonio Brown	10-133	2
		[W 51-34]	Heath Miller	7-112	1
11-02-14	vs. Baltimore	[W 43-23]	Antonio Brown	11-144	1
11-09-14	at N.Y. Jets	[L 20-13]	Martavis Bryant	4-143	1
11-30-14	vs. New Orleans	[L 35-32]	Le'Veon Bell (RB)	8-159	0
12-07-14	at Cincinnati	[W 42-21]	Antonio Brown	9-117	0
		[W 42-21]	Martavis Bryant	4-109	1

● Game at Wembley Stadium (London)

Steelers 100/300-Yard Performances

100-YARD RECEIVING GAMES BY STEELERS (Continued)

Date	Opponent	Score	Player	Rec./Yards	TDs
12-14-14	at Atlanta	[W 27-20]	Antonio Brown	10-123	0
12-28-14	vs. Cincinnati	[W 27-17]	Antonio Brown	7-128	1
01-03-15 *	Baltimore	[L 30-17]	Antonio Brown	9-117	0
09/10/15	at New England	[L 28-21]	Antonio Brown	9-133	1
09/20/15	vs. San Francisco	[W 43-18]	Antonio Brown	9-195	1
09/27/15	at St. Louis	[W 12-6]	Antonio Brown	11-108	0
10/18/15	vs. Arizona	[W 25-13]	Martavis Bryant	6-137	2
10/25/15	at Kansas City	[L 23-13]	Antonio Brown	6-124	0
11/01/15	vs. Cincinnati	[L 16-10]	Heath Miller	10-105	0
11/08/15	vs. Oakland	[W 38-35]	Antonio Brown	17 ● -284 ●	0
11/15/15	vs. Cleveland	[W 30-9]	Antonio Brown	10-139	2
		[W 30-9]	Martavis Bryant	6-178	1
11/29/15	at Seattle	[L 39-30]	Markus Wheaton	9-201	1
12/06/15	vs. Indianapolis	[W 45-10]	Antonio Brown	8-118	2
		[W 45-10]	Martavis Bryant	4-114	1
12/20/15	vs. Denver	[W 34-27]	Antonio Brown	16-189	2
01/03/16	at Cleveland	[W 28-12]	Antonio Brown	13-187	1
01/09/16 *	at Cincinnati	[W 18-16]	Antonio Brown	7-119	0
01/17/16 *	at Denver	[L 23-16]	Martavis Bryant	9-154	0
9-12-16	at Washington	[W 38-16]	Antonio Brown	8-126	2
9-25-16	at Philadelphia	[L 34-3]	Antonio Brown	12-140	0
10-9-16	vs. NY Jets	[W 31-13]	Sammie Coates	6-139	2
10-23-16	v. New England	[L 27-16]	Antonio Brown	7-106	0
11-6-16	at Baltimore	[L 21-14]	Eli Rogers	6-103	0
11-13-16	vs. Dallas	[L 35-30]	Antonio Brown	14-154	1
12-4-16	vs. NY Giants	[W 24-14]	Ladarius Green	6-110	1
1-8-17 *	vs. Miami	[W 30-12]	Antonio Brown	5-124	2
1-15-17 *	at Kansas City	[W 18-16]	Antonio Brown	6-108	0

Since 1970 NFL Merger

Total number of 100-yard receivers: 338
 Total games: 295 Wins: 160 Losses: 128 Ties: 7
 Total Home games: 155 Wins: 93 Losses: 58 Ties: 4
 Total Away games: 134 Wins: 62 Losses: 69 Ties: 3
 Neutral games: 6 Wins: 5 Losses: 1

*AFC Playoff game

Steelers 100/300-Yard Performances

100-YARD RECEIVING GAMES BY STEELERS OPPONENT

Since 1970 NFL Merger

Date	Opponent	Score	Player	Rec./Yards	TDs
10-25-70	at Oakland	[L 31-14]	Raymond Chester	5-107	3
10-03-71	San Diego	[W 21-17]	Billy Parks	8-111	1
10-18-71	at Kansas City	[L 38-16]	Otis Taylor	6-190	2
10-31-71	at Baltimore	[L 34-21]	Ray Perkins	2-124	1
			Willie Richardson	4-100	2
11-14-71	at Miami	[L 24-21]	Paul Warfield	3-158	3
11-21-71	N.Y. Giants	[W 17-13]	Bob Tucker	5-108	0
09-17-72	Oakland	[W 34-28]	Mike Siani	4-111	2
09-16-73	Detroit	[W 24-10]	Ron Jessie	3-131	1
11-11-73	at Oakland	[W 17-9]	Fred Biletnikoff	4-105	1
12-29-74*	at Oakland	[W 24-13]	Cliff Branch	9-186	1
11-02-75	at Cincinnati	[W 30-24]	Charlie Joiner	5-114	1
09-12-76	at Oakland	[L 31-28]	Dave Casper (TE)	7-124	2
09-26-76	New England	[L 30-27]	Russ Francis	6-139	1
11-07-76	at Kansas City	[W 45-0]	Walter White	6-105	0
11-13-77	Cleveland	[W 35-31]	Reggie Pucker	4-104	0
12-10-77	at Cincinnati	[L 17-10]	Billy Brooks	6-166	0
12-16-78	at Denver	[W 21-17]	Haven Moses	5-116	1
10-22-79	Denver	[W 42-7]	Haven Moses	5-133	1
11-18-79	at San Diego	[L 35-7]	John Jefferson	5-106	1
11-25-79	Cleveland (ot)	[W 33-30]	Dave Logan	7-135	1
12-02-79	Cincinnati	[W 37-17]	Isaac Curtis	5-119	2
09-14-80	at Baltimore	[W 20-17]	Roger Carr	6-108	0
10-20-80	Oakland	[L 45-34]	Cliff Branch	5-123	2
10-26-80	at Cleveland	[L 27-26]	Dave Logan	8-131	0
11-02-80	Green Bay	[W 22-20]	Aundra Thompson	7-106	2
11-09-80	at Tampa Bay	[W 24-21]	Jimmie Giles	6-128	1
12-22-80	at San Diego	[L 26-17]	Kellen Winslow (TE)	10-171	0
09-27-81	at New England (ot)	[W 27-21]	Harold Jackson	5-126	0
10-11-81	Cleveland	[W 13-7]	Ozzie Newsome (TE)	5-120	1
11-15-81	at Atlanta	[W 34-20]	William Andrews	15-124	0
			Alfred Jackson	5-109	1
12-20-81	at Houston	[L 21-20]	Dave Casper (TE)	6-139	3
01-02-83	Cleveland	[W 37-21]	Ozzie Newsome (TE)	9-123	0
			Ricky Feacher	7-109	2
01-09-83*	San Diego	[L 31-28]	Wes Chandler	9-124	0
			Kellen Winslow (TE)	7-102	2
09-13-82	at Dallas	[W 36-28]	Tony Hill	6-130	1
			Doug Cosbie	5-102	1
09-19-82	Cincinnati (ot)	[W 26-20]	Chris Collinsworth	9-144	0
11-28-82	at Seattle	[L 16-0]	Steve Largent	5-109	2
12-26-82	New England	[W 37-14]	Stanley Morgan	4-127	1
09-11-83	at Green Bay	[W 25-21]	James Lofton	5-169	3
09-25-83	New England	[L 28-23]	Stephen Starring	2-108	1
10-16-83	Cleveland	[W 44-17]	Ozzie Newsome (TE)	9-103	0
10-23-83	at Seattle	[W 27-21]	Paul Jones	6-118	1
12-10-83	at N.Y. Jets	[W 34-7]	Lam Jones	7-146	1
09-16-84	L.A. Rams	[L 24-14]	Drew Hill	4-152	1
10-07-84	Miami	[L 31-7]	Mark Clayton	5-110	0
11-25-84	San Diego	[W 52-24]	Wes Chandler	4-105	1
12-09-84	at Houston	[L 23-20]	Tim Smith	7-108	0
12-30-84*	at Denver	[W 24-17]	Steve Watson	11-177	1
01-06-85*	at Miami	[L 45-28]	Mark Duper	5-148	2
			Tony Nathan	8-114	0
12-08-85	at San Diego	[L 54-44]	Wes Chandler	5-154	2
			Charlie Joiner	6-110	0
09-21-86	at Minnesota	[L 31-7]	Hassan Jones	6-140	2
11-16-86	Houston	[W 21-10]	Ernest Givins	8-156	1
11-23-86	at Cleveland (ot)	[L 37-31]	Webster Slaughter	6-134	1

*AFC Playoff game

Steelers 100/300-Yard Performances
100-YARD RECEIVING GAMES BY STEELERS OPPONENT (Continued)

Date	Opponent	Score	Player	Rec./Yards	TDs
09-13-87	San Francisco	[W 30-17]	Jerry Rice	8-106	1
11-01-87	Miami	[L 35-24]	Mark Duper	5-100	1
11-15-87	Houston	[L 23-3]	Drew Hill	4-107	1
11-22-87	at Cincinnati	[W 30-16]	Tim McGee	8-139	0
12-13-87	at San Diego	[W 20-16]	Wes Chandler	7-116	0
12-20-87	at Houston	[L 24-16]	Drew Hill	4-109	2
09-11-88	at Washington	[L 30-29]	Ricky Sanders	5-145	1
10-09-88	at Phoenix	[L 31-14]	Roy Green	4-119	0
10-16-88	Houston	[L 35-14]	Ernest Givins	5-104	1
10-23-88	Denver	[W 39-21]	Ricky Nattiel	3-102	1
11-06-88	at Cincinnati	[L 42-7]	Eddie Brown	7-216	2
12-18-88	Miami	[W 40-24]	Scott Schwedes	4-110	0
09-17-89	at Cincinnati	[L 41-10]	Tim McGee	6-100	0
10-01-89	at Detroit	[W 23-3]	Robert Clark	6-124	0
10-15-89	at Cleveland	[W 17-7]	Webster Slaughter	7-106	0
10-29-89	Kansas City	[W 23-17]	Stephone Paige	7-163	0
11-19-89	San Diego	[W 20-17]	Anthony Miller	7-104	2
12-17-89	New England	[W 28-10]	Hart Lee Dykes	10-130	0
12-24-89	at Tampa Bay	[W 31-22]	Mark Carrier	6-101	2
12-31-89*	at Houston	[W 26-23]	Ernest Givins	11-136	2
01-07-90*	at Denver	[L 24-23]	Mark Jackson	5-111	0
09-23-90	at L.A. Rams	[L 20-3]	Mervin Fernandez	5-130	1
09-08-91	at Buffalo	[L 52-34]	Don Beebe	10-112	4
			Andre Reed	9-118	1
09-22-91	at Philadelphia	[L 23-14]	Roy Green	6-114	0
10-20-91	Seattle	[L 27-7]	Tom Kane	6-102	0
11-10-91	at Cincinnati	[W 33-27]	Tim McGee	3-101	0
11-17-91	Washington	[L 41-14]	Art Monk	8-130	1
11-24-91	Houston	[W 26-14]	Haywood Jeffires	8-122	1
11-28-91	at Dallas	[L 20-10]	Michael Irvin	8-157	1
12-22-91	Cleveland	[W 17-10]	Webster Slaughter	11-138	0
11-08-92	at Buffalo	[L 28-21]	Don Beebe	8-101	0
11-15-92	Detroit	[W 17-14]	Willie Green	6-115	1
09-12-93	at L.A. Rams	[L 27-0]	Henry Ellard	9-127	0
10-24-93	at Cleveland	[L 28-23]	Michael Jackson	2-106	1
11-28-93	at Houston	[L 23-3]	Haywood Jeffires	7-139	1
12-13-93	at Miami	[W 21-20]	Terry Kirby (RB)	7-107	0
09-04-94	Dallas	[L 26-9]	Michael Irvin	8-139	0
11-20-94	Miami (ot)	[W 16-13]	Irving Fryar	6-113	0
12-04-94	at Cincinnati	[W 38-15]	Carl Pickens	4-105	1
09-03-95	Detroit	[W 23-30]	Herman Moore	10-131	1
10-19-95	Cincinnati	[L 27-9]	Carl Pickens	8-108	1
11-05-95	at Chicago (ot)	[W 37-34]	Jeff Graham	5-111	0
11-19-95	at Cincinnati	[W 49-31]	Carl Pickens	8-129	1
12-24-95	at Green Bay	[L 24-19]	Robert Brooks	11-137	1
11-03-96	St. Louis	[W 42-6]	Isaac Bruce	7-108	0
11-10-96	at Cincinnati	[L 34-24]	Carl Pickens	12-103	0
12-01-96	Baltimore	[L 31-17]	Derrick Alexander	7-198	1
08-31-97	Dallas	[L 37-7]	Michael Irvin	7-153	2
09-22-97	at Jacksonville	[L 30-21]	Jimmy Smith	10-164	1
11-23-97	at Philadelphia	[L 23-20]	Irving Fryar	7-116	1
11-30-97	at Arizona (ot)	[W 26-20]	Rob Moore	8-188	0
12-07-97	Denver	[W 35-24]	Rod Smith	4-115	2
01-03-98*	New England	[W 7-6]	Shawn Jefferson	9-104	0
09-27-98	Seattle	[W 13-10]	Joey Galloway	7-139	0
10-11-98	at Cincinnati	[L 25-20]	Carl Pickens	13-204	1
11-26-98	at Detroit (ot)	[L 19-16]	Herman Moore	8-148	1
12-06-98	New England	[L 23-9]	Terry Glenn	9-193	1
12-20-98	Cincinnati	[L 25-24]	Darnay Scott	7-152	1
			Brandon Bennett (RB)	3-119	0

*AFC Playoff game

Steelers 100/300-Yard Performances

100-YARD RECEIVING GAMES BY STEELERS OPPONENT (Continued)

Date	Opponent	Score	Player	Rec./Yards	TDs
09-26-99	Seattle	[L 26-10]	Sean Dawkins	5-105	0
10-10-99	at Buffalo	[L 24-21]	Eric Moulds	6-122	1
10-25-99	Atlanta	[W 13-9]	Terance Mathis	12-166	1
11-20-99	Cincinnati	[L 27-20]	Darnay Scott	4-123	1
12-02-99	at Jacksonville	[L 20-6]	Jimmy Smith	10-124	1
			Keenan McCardell	5-113	0
12-12-99	Baltimore	[L 31-24]	Qadry Ismail	6-258	3
12-26-99	Carolina	[W 30-20]	Patrick Jeffers	5-160	1
09-03-00	Baltimore	[L 16-0]	Qadry Ismail	7-102	1
09-24-00	Tennessee	[L 23-20]	Carl Pickens	2-105	0
10-01-00	at Jacksonville	[W 24-13]	Keenan McCardell	11-137	1
12-10-00	at N.Y. Giants	[L 30-10]	Amani Toomer	9-136	1
12-24-00	at San Diego	[W 34-21]	Jeff Graham	5-113	1
09-09-01	at Jacksonville	[L 21-3]	Jimmy Smith	8-126	2
10-21-01	at Tampa Bay	[W 17-10]	Keyshawn Johnson	10-159	0
11-25-01	at Tennessee	[W 34-24]	Derrick Mason	7-114	0
			Kevin Dyson	4-112	1
12-02-01	Minnesota	[W 21-16]	Randy Moss	8-144	1
11-10-02	Atlanta [ot]	[T 34-34]	Shawn Jefferson	9-131	1
10-26-03	St. Louis	[L 33-21]	Torry Holt	7-174	1
11-09-03	Arizona	[W 28-15]	Anquan Bolden	8-118	1
11-17-03	at San Francisco	[L 30-14]	Terrell Owens	8-155	1
11-30-03	Cincinnati	[L 24-20]	Chad Johnson	6-117	1
12-28-03	at Baltimore [ot]	[L 13-10]	Marcus Robinson	6-102	0
10-10-04	Cleveland	[W 34-23]	Andre' Davis	5-101	1
10-17-04	at Dallas	[W 24-20]	Terry Glenn	7-140	0
10-31-04	New England	[W 34-20]	David Givens	8-101	2
09-25-05	New England	[L 23-20]	David Givens	9-130	0
11-28-05	at Indianapolis	[L 26-7]	Marvin Harrison	4-128	1
10-22-06	at Atlanta [ot]	[L 41-38]	Alge Crumpler [TE]	6-117	3
11-05-06	Denver	[L 31-20]	Javon Walker	6-134	2
11-12-06	New Orleans	[W 38-31]	Marques Colston	10-169	0
11-19-06	at Cleveland	[W 24-20]	Braylon Edwards	7-137	0
12-07-06	Cleveland	[W 27-7]	Joe Jurevicius	7-111	0
12-24-06	Baltimore	[L 31-7]	Mark Clayton	7-108	1
12-31-06	at Cincinnati [ot]	[W 23-17]	Chris Henry	4-124	1
09-30-07	at Arizona	[L 21-14]	Larry Fitzgerald	11-123	0
12-09-07	at New England	[L 34-13]	Randy Moss	7-135	2
			Jabar Gaffney	7-122	1
09-07-08	Houston	[W 38-17]	Andre Johnson	10-112	0
09-29-08	Baltimore [ot]	[W 23-20]	Derrick Mason	8-137	0
10-05-08	at Jacksonville	[W 26-21]	Mike Walker	6-107	0
11-09-08	Indianapolis	[L 24-20]	Reggie Wayne	6-114	1
12-21-08	at Tennessee	[L 31-14]	Justin Gage	5-104	1
02-01-09	Arizona	[W 27-23]	Larry Fitzgerald	7-127	2
10-04-09	San Diego	[W 38-28]	Antonio Gates	9-124	2
11-09-09	at Denver	[W 28-10]	Brandon Marshall	11-112	0
11-22-09	at Kansas City [ot]	[L 27-24]	Chris Chambers	4-119	0
11-29-09	at Baltimore [ot]	[L 20-17]	Mark Clayton	7-129	0
12-06-09	Oakland	[L 27-24]	Louis Murphy	4-128	1
12-20-09	Green Bay	[W 37-36]	Greg Jennings	5-118	1
09-12-10	Atlanta [ot]	[W 15-9]	Roddy White	13-111	2
11-08-10	at Cincinnati	[W 27-21]	Terrell Owens	10-141	0
11-28-10	at Buffalo [ot]	[W 19-16]	Fred Jackson [RB]	5-104	1
12-05-10	at Baltimore	[W 13-10]	Anquan Boldin	5-118	1
12-19-10	N.Y. Jets	[L 22-17]	Braylon Edwards	8-100	0
02-06-11***	vs. Green Bay	[L 31-25]	Jordy Nelson	9-140	1
01-09-12*	at Denver [ot]	[L 29-23]	Demaryius Thomas	4-204	1
09-09-12	at Denver	[L 31-19]	Demaryius Thomas	5-110	1
12-23-12	Cincinnati	[L 13-10]	A.J. Green	10-116	0
09-29-13	at Minnesota	[L 34-27]	Jerome Simpson	7-124	0

*AFC Playoff game ***Super Bowl ● Game at Wembley Stadium (London)

Steelers 100/300-Yard Performances

100-YARD RECEIVING GAMES BY STEELERS OPPONENT (Continued)

Date	Opponent	Score	Player	Rec./Yards	TDs
11-03-13	at New England	[L 55-31]	Rob Gronkowski	9-143	1
			Aaron Dobson	5-130	2
			Danny Amendola	4-122	1
11-17-13	Detroit	[W 37-27]	Calvin Johnson	6-179	2
11-24-13	at Cleveland	[W 27-11]	Josh Gordon	14-237	1
09-21-14	at Carolina	[W 37-19]	Kelvin Benjamin	8-115	1
10-12-14	at Cleveland	[L 31-10]	Jordan Cameron	3-102	1
10-20-14	Houston	[W 30-23]	DeAndre Hopkins	6-108	0
10-26-14	Indianapolis	[W 51-34]	T.Y. Hilton	6-155	1
			Donte Moncrief	7-113	1
11-30-14	New Orleans	[L 35-32]	Kenny Stills	5-162	1
12-07-14	at Cincinnati	[W 42-21]	A.J. Green	11-224	1
12-14-14	at Atlanta	[W 27-20]	Harry Douglas	10-131	0
01-03-15*	Baltimore	[L 30-17]	Steve Smith, Sr.	5-101	0
09-20-15	vs. San Francisco	[W 43-18]	Torrey Smith	6-120	2
09-27-15	at St. Louis	[W 12-6]	Kenny Britt	7-102	0
10-18-15	vs. Arizona	[W 25-13]	John Brown	10-196	0
11-01-15	vs. Cincinnati	[L 16-10]	A.J. Green	11-118	1
11-08-15	vs. Oakland	[W 38-35]	Michael Crabtree	7-108	2
11-15-15	vs. Cleveland	[W 30-9]	Travis Benjamin	7-113	0
11-29-15	at Seattle	[L 39-30]	Doug Baldwin	6-145	3
12-13-15	at Cincinnati	[W 33-20]	A.J. Green	6-132	1
12-20-15	vs. Denver	[W 34-27]	Emmanuel Sanders	10-181	1
9-12-16	at Washington	[W 38-16]	DeSean Jackson	6-102	0
9-18-16	vs. Cincinnati	[W 24-16]	Giovani Bernard	9-100	1
9-25-16	at Philadelphia	[L 34-3]	Darren Sproles	6-128	1
10-9-16	vs. NY Jets	[W 31-13]	Brandon Marshall	8-114	1
11-6-16	at Baltimore	[L 21-14]	Mike Wallace	4-124	1
11-13-16	vs. Dallas	[L 35-30]	Dez Bryant	6-116	1
12-4-16	vs. NY Giants	[W 24-14]	Odell Beckham Jr.	10-100	0
1-8-17*	vs. Miami	[W 30-12]	Jarvis Landry	11-102	0
1-22-17*	at New England	[L 36-17]	Chris Hogan	9-180	2
			Julian Edelman	8-118	1

Since 1970 NFL Merger

Total Games with 100-Yards Receiving: 207 Wins: 102 Losses: 94 Ties: 1
 Total Home Games with 100-Yards Receiving: 92 Wins: 57 Losses: 34 Ties: 1
 Total Away Games with 100-Yards Receiving: 102 Wins: 45 Losses: 57
 Total Neutral Games with 100-Yards Receiving: 3 Wins: 1 Losses: 2

*AFC Playoff game

2016 Final Regular-Season Statistics (Won 11, Lost 5)

SCHEDULE

Date	W-L	Score	Opponent	Attendance
9/12	W	38-16	at Washington	79,124
9/18	W	24-16	Cincinnati	65,072
9/25	L	3-34	at Philadelphia	69,596
10/2	W	43-14	Kansas City	61,278
10/9	W	31-13	NY Jets	66,385
10/16	L	15-30	at Miami	65,351
10/23	L	16-27	New England	66,009
11/6	L	14-21	at Baltimore	71,286
11/13	L	30-35	Dallas	67,737
11/20	W	24-9	at Cleveland	67,431
11/24	W	28-7	at Indianapolis	66,583
12/4	W	24-14	NY Giants	65,825
12/11	W	27-20	at Buffalo	69,657
12/18	W	24-20	at Cincinnati	62,096
12/25	W	31-27	Baltimore	66,276
1/1	W	27-24	Cleveland	55,921

TEAM STATISTICS

	Pittsburgh	Opponent
Total First Downs	336	313
Rushing	97	95
Passing	210	184
Penalty	29	34
3rd Down: Made/Att	83/202	88/214
3rd Down Pct.	41.1%	41.1%
4th Down: Made/Att	9/16	11/21
4th Down Pct.	56.3%	52.4%
Possession Avg.	30:22	29:38
Total Net Yards	5962	5482
Avg. Per Game	372.6	342.6
Total Plays	1026	997
Avg. Per Play	5.8	5.5
Net Yards Rushing	1760	1600
Avg. Per Game	110.0	100.0
Total Rushes	409	369
Net Yards Passing	4202	3882
Avg. Per Game	262.6	242.6
Sacked/Yards Lost	21/175	38/259
Gross Yards	4377	4141
Attempts/Completions	596/381	590/381
Completion Pct.	63.9%	64.6%
Had Intercepted	15	13
Punts/Average	69/44.9	70/43.4
Net Punting Avg.	40.2	38.8
Penalties/Yards	113/1068	109/920
Fumbles/Ball Lost	16/3	21/10
Touchdowns	47	36
Rushing	13	15
Passing	33	20
Returns	1	1

SCORE BY PERIOD

	01	02	03	04	Ot	Pts
Steelers	95	94	59	145	6	399
Opponents	62	83	74	105	3	327

PASSING

	Att	Cmp	Yds	Cmp%	TD	Int	Long	Sack/Lost	Rating
Roethlisberger	509	328	3819	64.4%	29	13	72t	17/141	95.4
L. Jones	86	53	558	61.6%	4	2	51	4/34	86.3
Bell	1	0	0	0.0%	0	0	0	0/0	39.6
Steelers	596	381	4377	63.9%	33	15	72t	21/175	93.9
Opponents	590	381	4141	64.6%	20	13	95t	38/259	87.3

SCORING

	TD	Ru	Pa	Rt	PAT	FG	2Pt	Pts
Boswell	0	0	0	0	0	0	0	0
Brown	12	0	12	0	0/0	0/0	0	72
Bell	9	7	2	0	0/0	0/0	1	56
D. Williams	6	4	2	0	0/0	0/0	0	36
Hegward-Bey	3	1	2	0	0/0	0/0	0	18
Rogers	3	0	3	0	0/0	0/0	0	18
James	3	0	3	0	0/0	0/0	0	18
Coates	2	0	2	0	0/0	0/0	0	12
Gimble	2	0	2	0	0/0	0/0	0	12
Hamilton	2	0	2	0	0/0	0/0	0	12
Bullock	0	0	0	0	1/1	3/3	0	10
Wheaton	1	0	1	0	0/0	0/0	1	8
Green	1	0	1	0	0/0	0/0	0	6
Roethlisberger	1	0	0	0/0	0/0	0/0	0	6
Ajers	1	0	1	0	0/0	0/0	0	6
Hargrave	1	0	0	1	0/0	0/0	0	6
D. Johnson	0	0	0	0	0/0	0/0	1	2
Steelers	47	13	33	1	37/37	24/28	3	399
Opponents	36	15	20	1	29/32	26/31	2	327

RUSHING

	No.	Yds	Avg	Long	TD
Bell	261	1268	4.9	44	7
D. Williams	98	343	3.5	17	4
Hegward-Bey	1	60	60.0	60t	1
Toussaint	14	58	4.1	16	0
Roethlisberger	16	14	0.9	14	1
Coates	4	14	3.5	15	0
Brown	3	9	3.0	13	0
Richardson	2	7	3.5	6	0
Rogers	1	6	6.0	6	0
Berry	1	-3	-3.0	-3	0
L. Jones	6	-4	-0.7	0	0
Ajers	2	-12	-6.0	0	0
Steelers	409	1760	4.3	60t	13
Opponents	369	1600	4.3	67	15

RECEIVING

	No.	Yds	Avg	Long	TD
Brown	106	1284	12.1	51	12
Bell	75	616	8.2	32	2
Rogers	48	594	12.4	39	3
James	39	338	8.7	24	3
Coates	21	435	20.7	72t	2
Green	18	304	16.9	37	1
D. Williams	18	118	6.6	20	2
Hamilton	17	234	13.8	39	2
Gimble	11	118	10.7	20	2
Johnson	7	80	11.4	26	0
Hegward-Bey	6	114	19.0	46	2
Ajers	6	53	8.8	15	1
Wheaton	4	51	12.8	30t	1
Toussaint	3	33	11.0	15	0
Nix	2	5	2.5	3	0
Steelers	381	4377	11.5	72t	33
Opponents	381	4141	10.9	95t	20

INTERCEPTIONS

	No.	Yds	Avg	Long	TD
Burns	3	13	4.3	9	0
Shazier	3	0	0.0	0	0
Timmons	2	74	37.0	58	0
Mitchell	1	26	26.0	26	0
J. Jones	1	20	20.0	20	0
Gay	1	0	0.0	0	0
Davis	1	0	0.0	0	0
Harrison	1	0	0.0	0	0
Steelers	13	133	10.2	58	0
Opponents	15	220	14.7	67	0

PUNTING

	No.	Yds	Avg	Net	TB	In	Lg	B
Berry	68	3100	45.6	40.2	3	25	64	1
Steelers	69	3100	44.9	40.2	3	25	64	1
Opponents	70	3039	43.4	38.8	7	23	58	0

PUNT RETURNS

	Ret	FC	Yds	Avg	Long	TD
Brown	15	15	140	9.3	33	0
Rogers	7	4	45	6.4	15	0
Steelers	22	19	185	8.4	33	0
Opponents	28	17	269	9.6	39	0

KICKOFF RETURNS

	No.	Yds	Avg	Long	TD
Toussaint	13	278	21.4	33	0
Coates	6	150	25.0	44	0
Hamilton	5	83	16.6	20	0
J. Gilbert	3	69	23.0	32	0
Brown	1	23	23.0	23	0
Steelers	28	603	21.5	44	0
Opponents	29	717	24.7	72	0

FIELD GOALS

	1-19	20-29	30-39	40-49	50+
Boswell	0/0	2/2	8/9	11/12	0/2
Bullock	0/0	0/0	2/2	1/1	0/0
Steelers	0/0	2/2	10/11	12/13	0/2
Opponents	0/0	8/9	10/10	7/9	1/3

Boswell: [46G][49G][36B,40G]([47G])([42N,32G,46G,44G,54N])([39G,55N,25G][32G,33G,22G])([37G,39G][45G,49G,49G,40G,49G,30G][36G])
TM: [46G][49G][36B,40G]([47G])([42N,32G,46G,44G,54N])([39G,55N,25G][32G,33G,22G])([44G,34G,38G][37G,39G][45G,49G,49G,40G,49G,30G][36G])
OPP: [31G,40G,34G]([25G,33G,21G][29G,38G][49N][35G,48G][30G,23G,30G,24B,50N])([49G,42G][37G,53G,46G][24G][52N])([23G,22G][41G,38G,46G,23G][49N,34G])

2015 Final Regular-Season Statistics (Won 10, Lost 6)

SCHEDULE

Date	W-L	Score	Opponent	Attendance
9/10	L	28-21	at New England	66,829
9/20	W	43-18	San Francisco	66,472
9/27	W	12-6	at St. Louis	52,433
10/1	L	23-20/OT	Baltimore	66,929
10/12	W	24-20	at San Diego	67,658
10/18	W	25-13	Arizona	63,846
10/25	L	23-13	at Kansas City	76,365
11/1	L	16-10	Cincinnati	64,750
11/8	W	38-35	Oakland	65,520
11/15	W	30-9	Cleveland	64,402
11/29	L	39-30	at Seattle	69,055
12/6	W	45-10	Indianapolis	58,701
12/13	W	33-20	at Cincinnati	65,564
12/20	W	34-27	Denver	67,234
12/27	L	20-17	at Baltimore	71,261
1/3	W	28-12	at Cleveland	66,693

TEAM STATISTICS

	Pittsburgh	Opponent
Total First Downs	331	327
Rushing	91	71
Passing	207	231
Penalty	33	25
3rd Down: Made/Att	75/193	90/225
3rd Down Pct.	38.9%	40.0%
4th Down: Made/Att	4/12	7/24
4th Down Pct.	33.3%	29.2%
Possession Avg.	29.24	30.36
Total Net Yards	6327	5809
Avg. Per Game	395.4	363.1
Total Plays	1011	1055
Avg. Per Play	6.3	5.5
Net Yards Rushing	1724	1459
Avg. Per Game	107.8	91.2
Total Rushes	388	382
Net Yards Passing	4603	4350
Avg. Per Game	287.7	271.9
Sacked/Yards Lost	33/219	48/311
Gross Yards	4822	4661
Attempts/Completions	590/391	625/402
Completion Pct.	66.3%	64.3%
Had Intercepted	21	17
Punts/Average	59/42.6	70/43.8
Net Punting Avg.	39.1	38.8
Penalties/Yards	94/868	121/1149
Fumbles/Ball Lost	16/7	27/13
Touchdowns	45	35
Rushing	16	6
Passing	26	29
Returns	3	0

SCORE BY PERIOD

	01	02	03	04	OT	Pts
Steelers	63	134	81	145	0	423
Opponents	64	92	37	123	3	319

PASSING

	Att	Cmp	Yds	Cmp%	TD	Int	Long	Sack/Lost	Rating
Roethlisberger	469	319	3938	68.0%	21	16	69t	20/141	94.5
L.Jones	55	32	513	58.2%	3	4	88t	2/17	77.3
Vick	66	40	371	60.6%	2	1	72t	10/53	79.8
A.Brown	0	0	0	0.0%	0	0	0	1/8	0.0
Steelers	590	391	4822	66.3%	26	21	88t	33/219	91.2
Opponents	625	402	4661	64.3%	29	17	80t	48/311	90.9

SCORING

	TD	Ru	Pa	Rt	PAT	FG	2Pt	Pts
Boswell	0	0	0	0	26/27	29/32	0	113
A. Brown	11	0	10	1	0/0	0/0	2	70
Williams	11	11	0	0	0/0	0/0	1	68
Bryant	7	1	6	0	0/0	0/0	0	42
Wheaton	5	0	5	0	0/0	0/0	1	32
Scobee	0	0	0	0	6/7	10/10	0	24
Bell	3	3	0	0	0/0	0/0	0	18
Miller	2	0	2	0	0/0	0/0	1	14
Hegward-Bey	2	0	2	0	0/0	0/0	0	12
James	1	0	1	0	0/0	0/0	1	8
Johnson	1	1	0	0	0/0	0/0	1	8
Blake	1	0	0	1	0/0	0/0	0	6
Gay	1	0	0	1	0/0	0/0	0	6
Toussaint	0	0	0	0	0/0	0/0	1	2
Steelers	45	16	26	3	32/34	35/42	8	423
Opponents	35	6	29	0	29/32	26/31	1	319

2-Pt. Conversions: Steelers 8/11, Opponents: 1/3
Sacks: Heyward 7.0, Tuitt 6.5, Harrison 5.0, Timmons 5.0, Moats 4.0, Allen 4.0, Dupree 4.0, Shazier 3.5, J. Jones 2.0, Blake 1.0, Boykin 1.0, McLendon 1.0, Spence 1.0, Gay 1.0, Williams 0.5, McCullers 0.5
Steelers: 47.0, Opponents: 33.0

RUSHING

	No.	Yds	Avg	Long	TD
Williams	200	907	4.5	55	11
Bell	113	556	4.9	42	3
Vick	20	99	5.0	24	0
Toussaint	18	42	2.3	7	0
Bryant	5	37	7.4	13	1
Roethlisberger	15	29	1.9	13	0
A. Brown	3	28	9.3	16	0
Todman	4	22	5.5	11	0
Johnson	4	7	1.8	6	1
Miller	1	2	2.0	2	0
Jac. Jones	5	-5	-1.0	0	0
Steelers	388	1724	4.4	55	16
Opponents	382	1459	3.8	44	6

RECEIVING

	No.	Yds	Avg	Long	TD
A. Brown	136	1834	13.5	59	10
Miller	60	535	8.9	27	2
Bryant	50	765	15.3	88t	6
Wheaton	44	749	17.0	72t	5
Williams	40	367	9.2	34	0
Bell	24	136	5.7	20	0
Hegward-Bey	21	314	15.0	66	2
James	8	56	7.0	20	1
Johnson	2	16	8.0	11	0
Nix	2	16	8.0	10	0
Spaeth	2	10	5.0	6	0
Murphy	1	16	16.0	16	0
Coates	1	11	11.0	11	0
Toussaint	0	0	0	0	0
Villanueva	0	0	0	0	0
Todman	0	0	0	0	0
Roethlisberger	0	-3	0	-3	0
Steelers	391	4822	12.3	88t	26
Opponents	402	4661	11.6	80t	29

INTERCEPTIONS

	No.	Yds	Avg	Long	TD
Mitchell	3	16	5.3	9	0
Blake	2	112	56.0	70t	1
Cockrell	2	62	31.0	37	0
Gay	2	30	15.0	23t	1
Golden	1	27	27.0	27	0
W.Allen	1	20	20.0	20	0
Harrison	1	6	6.0	6	0
J. Jones	1	5	5.0	5	0
Tuitt	1	3	3.0	3	0
Boykin	1	1	1.0	1	0
Timmons	1	0	0.0	0	0
Shazier	1	0	0.0	0	0
Steelers	17	282	16.6	70t	2
Opponents	21	241	11.5	54	0

PUNTING

	No.	Yds	Avg	Net	TB	In	Lg	B
Berry	59	2511	42.6	39.1	2	28	79	0
Steelers	59	2511	42.6	39.1	2	28	79	0
Opponents	70	3066	43.8	38.8	6	23	67	0

PUNT RETURNS

	Ret	FC	Yds	Avg	Long	TD
A. Brown	22	13	212	9.6	71t	1
Jac. Jones	6	4	19	3.2	14	0
Steelers	28	17	231	8.3	71t	1
Opponents	19	21	165	8.7	25	0

KICKOFF RETURNS

	No.	Yds	Avg	Long	TD
Archer	14	354	25.3	38	0
Jac. Jones	9	220	24.4	36	0
Wheaton	5	105	21.0	28	0
Todman	1	22	22.0	22	0
Steelers	29	701	24.2	38	0
Opponents	54	1200	22.2	60	0

FIELD GOALS

	1-19	20-29	30-39	40-49	50+
Boswell	1/1	9/9	8/8	9/12	2/2
Scobee	0/0	2/2	1/1	3/7	0/0
Steelers	1/1	11/11	9/9	12/19	2/2
Opponents	0/0	7/7	7/7	9/11	3/6
Scobee:	[44N, 46N, 44G, 24G] [] [21G, 41G] [45G, 36G, 49N, 41N]				
Boswell:	[47G] [47G, 48G, 51G, 28G] [24G, 36G] [32G] [34G, 38G, 41N, 18G] [24G, 34G, 25G] [44G, 25G, 22G] [29G, 51G, 47N, 42G] [42G, 47G, 45G, 31G] [24G, 41G] [34G] [48N, 39G, 21G]				
Opponents:	[] [47G] [49G, 27G] [40G, 42G, 52G] [60N, 40G, 54G] [47N, 31G, 39G] [30G, 22G, 27G, 54N] [44G, 45G, 42N, 44G] [] [23G] [] [35G] [54N, 46G, 27G] [] [37G, 50G] [29G, 39G, 33G, 29G]				

● Team Record

2014 Final Regular-Season Statistics (Won 11, Lost 5)

SCHEDULE

Date	W-L	Score	Opponent	Attendance
9/7	W	30-27	Cleveland	64,598
9/11	L	26-6	at Baltimore	71,181
9/21	W	37-19	at Carolina	73,945
9/28	L	27-24	Tampa Bay	62,910
10/5	W	17-9	at Jacksonville	66,198
10/12	L	31-10	at Cleveland	67,431
10/20	W	30-23	Houston	56,375
10/26	W	51-34	Indianapolis	62,479
11/2	W	43-23	Baltimore	63,971
11/9	L	20-13	at NY Jets	78,160
11/17	W	27-24	at Tennessee	69,143
11/30	L	35-32	New Orleans	61,916
12/7	W	42-21	at Cincinnati	65,512
12/14	W	27-20	at Atlanta	71,161
12/21	W	20-12	Kansas City	60,865
12/28	W	27-17	Cincinnati	64,697

TEAM STATISTICS

	Pittsburgh	Opponent
Total First Downs	379 ●	314
Rushing	98	88
Passing	243	193
Penalty	38	33
3rd Down: Made/Att	93/208	71/189
3rd Down Pct.	44.7%	37.6%
4th Down: Made/Att	5/10	10/14
4th Down Pct.	50.0%	71.4%
Possession Avg.	32.24	27.36
Total Net Yards	6577 ●	5654
Avg. Per Game	411.1	353.4
Total Plays	1068	944
Avg. Per Play	6.2	6.0
Net Yards Rushing	1752	1605
Avg. Per Game	109.5	100.3
Total Rushes	423	368
Net Yards Passing	4825	4049
Avg. Per Game	301.6 ●	253.1
Sacked/Yards Lost	33/172	33/194
Gross Yards	4997	4243
Attempts/Completions	612/411	543/350
Completion Pct.	67.2%	64.5%
Had Intercepted	10	11
Punts/Average	62/43.0	68/45.3
Net Punting Avg.	38.2	39.7
Penalties/Yards	103/834	97/835
Fumbles/Ball Lost	16/11	20/10
Touchdowns	49	40
Rushing	10	9
Passing	33	30
Returns	6	1

SCORE BY PERIOD

	01	02	03	04	Ot	Pts
Steelers	65	167	52	152	0	436 ●
Opponents	77	104	88	99	0	368

PASSING

	Att	Cmp	Yds	Cmp%	TD	Int	Long	Sack/Lost	Rating
Roethlisberger	608 ●	408 ●	4952 ●	67.1%	32 ●	9	94t	33/172	103.3
Golden	1	1	25	100.0%	0	0	25	0/0	118.8
A. Brown	2	2	20	100.0%	1	0	17	0/0	147.9
Wing	1	0	0	0.0%	0	1	0	0/0	0.0
Steelers	612	411	4997	67.2%	33	10	94t	33/172	103.2
Opponents	543	350	4243	64.5%	30	11	81t	33/194	98.3

SCORING

	TD	Ru	Pa	Rt	PAT	FG	2Pt	Pts
Suisham	0	0	0	45/45	29/32	0	132	
A. Brown	14	0	13	1	0/0	0/0	1	86
Bell	11	8	3	0	0/0	0/0	0	66
Bryant	8	0	8	0	0/0	0/0	0	48
Miller	3	0	3	0	0/0	0/0	1	20
Gay	3	0	3	0	0/0	0/0	0	18
Moore	2	0	2	0	0/0	0/0	1	14
Blount	2	2	0	0	0/0	0/0	0	12
Wheaton	2	0	2	0	0/0	0/0	0	12
Spaeth	1	0	1	0	0/0	0/0	1	8
McCain	1	0	0	1	0/0	0/0	0	6
Palmer	1	0	1	0	0/0	0/0	0	6
Golden	1	0	0	1	0/0	0/0	0	6
Steelers	49	10	33	6	45/45	29/32	4	436
Opponents	40	9	30	1	38/38	30/32	0	368

Sacks: Heyward 7.5, Worlds 7.5, Harrison 5.5, Moats 4.0, Jones 2.0, Timmons 2.0, McLendon 1.0, Spence 1.0, Tuit 1.0, Keisel 1.0, Thomas 0.5
2-Pt. Conversions: Steelers 4/4, Opponents: 0/2

RUSHING

	No.	Yds	Avg	Long	TD
Bell	290	1361	4.7	81	8
Blount	65	266	4.1	50	2
Archer	10	40	4.0	15	0
Roethlisberger	33	27	0.8	8	0
Wheaton	4	19	4.8	12	0
Harris	9	16	1.8	4	0
A. Brown	4	13	3.3	9	0
Bryant	3	12	4.0	9	0
Johnson	2	0	0.0	0	0
Wing	1	0	0.0	0	0
Gradkowski	2	-2	-1.0	-1	0
Steelers	423	1752	4.1	81	10
Opponents	368	1605	4.4	41	9

RECEIVING

	No.	Yds	Avg	Long	TD
A. Brown	129	1698	13.2	63t	13 ●
Bell	83	854	10.3	48	3
Miller	66	761	11.5	49	3
Wheaton	53	644	12.2	47t	2
Bryant	26	549	21.1	94t	8
Moore	14	198	14.1	29	2
J. Brown	12	94	7.8	18	0
Archer	7	23	3.3	15	0
Johnson	6	41	6.8	18	0
Blount	6	36	6.0	13	0
Spaeth	3	46	15.3	33t	1
Heyward-Bey	3	33	11.0	17	0
Blake	1	25	25.0	25	0
Palmer	1	1	1.0	1t	1
Pouncey	1	0	0.0	0	0
Roethlisberger	0	-6	0	-6	0
Steelers	411	4997	12.2	94t	33
Opponents	350	4243	12.1	81t	30

INTERCEPTIONS

	No.	Yds	Avg	Long	TD
Gay	3	113	37.7	52t	3 ●
McCain	3	56	18.7	31	1
C. Allen	2	27	13.5	27	0
Worlds	1	30	30.0	30	0
Keisel	1	16	16.0	16	0
Blake	1	0	0.0	0	0
Steelers	11	242	22.0	52t	4
Opponents	10	29	2.9	13	4

PUNTING

	No.	Yds	Avg	Net	TB	In	Lg	B
Wing	61	2668	43.7	38.8	4	20	74	0
Steelers	62	2668	43.0	38.2	4	20	74	0
Opponents	68	3078	45.3	39.7	3	20	69	0

PUNT RETURNS

	Ret	FC	Yds	Avg	Long	TD
A. Brown	30	16	319	10.6	71t	1
Archer	1	0	2	2.0	2	0
Williams	1	0	0	0.0	0	0
Steelers	32	16	321	10.0	71t	1
Opponents	27	18	221	8.2	33	0

KICKOFF RETURNS

	No.	Yds	Avg	Long	TD
Wheaton	20	494	24.7	41	0
Archer	9	161	17.9	23	0
Blount	5	103	20.6	29	0
A. Brown	1	0	0.0	0	0
Steelers	35	758	21.7	41	0
Opponents	54	1249	23.1	108t	1

FIELD GOALS

	1-19	20-29	30-39	40-49	50+
Suisham	0/0	12/13	6/6	10/10	1/3
Steelers	0/0	12/13	6/6	10/10	1/3
Opponents	0/0	12/12	11/11	6/7	1/2
Suisham: [366,346,416][256,436][426,246,456][256,50N][246][206][446,306,406][][]					
[536,23N,276][496,236][496,316,54N,476][226,446][386,386][236,236][296,256]					
Opponents: [396,256][306,236,226,206][406,406][506,276][436,356,366][406][396,386,316][316,236][466][236,45N,306][206][][][286,226][356,256,436,236][396,50N]					

● Team Record

2013 Final Regular-Season Statistics (Won 8, Lost 8)

SCHEDULE

Date	W-L	Score	Opponent	Attendance
9/8	L	16-9	Tennessee	61,585
9/16	L	20-10	at Cincinnati	64,585
9/22	L	40-23	Chicago	61,575
9/29	L	34-27	at Minnesota	83,518
10/13	W	19-6	at N.Y. Jets	76,957
10/20	W	19-16	Baltimore	62,295
10/27	L	21-18	at Oakland	52,950
11/3	L	55-31	at New England	68,756
11/10	W	23-10	Buffalo	60,406
11/17	W	37-27	Detroit	57,905
11/24	W	27-11	at Cleveland	71,513
11/28	L	22-20	at Baltimore	71,005
12/8	L	34-28	Miami	52,489
12/15	W	30-20	Cincinnati	45,873
12/22	W	38-31	at Green Bay	77,999
12/29	W	20-7	Cleveland	56,361

TEAM STATISTICS

	Pittsburgh	Opponent
Total First Downs	312	303
Rushing	81	106
Passing	207	174
Penalty	24	23
3rd Down: Made/Att	82/216	91/230
3rd Down Pct.	38.0%	39.6%
4th Down: Made/Att	9/15	9/20
4th Down Pct.	60.0%	45.0%
Possession Avg.	30:53	29:07
Total Net Yards	5400	5402
Avg. Per Game	337.5	337.6
Total Plays	1023	1036
Avg. Per Play	5.3	5.2
Net Yards Rushing	1383	1849
Avg. Per Game	86.4	115.6
Total Rushes	394	433
Net Yards Passing	4017	3553
Avg. Per Game	251.1	222.1
Sacked/Yards Lost	43/289	34/198
Gross Yards	4306	3751
Attempts/Completions	586/377	569/329
Completion Pct.	64.3%	57.8%
Had Intercepted	14	10
Punts/Average	76/41.1	79/43.0
Net Punting Avg.	35.2	35.8
Penalties/Yards	80/677	92/798
Fumbles/Ball Lost	16/10	21/10
Touchdowns	41	41
Rushing	9	18
Passing	28	21
Returns	4	2

SCORE BY PERIOD

	01	02	03	04	OT	Pts
Steelers	78	87	106	108	0	379
Opponents	84	108	57	121	0	370

PASSING

	Att	Cmp	Yds	Cmp%	TD	Int	Long	Sack/Lost	Rating
Roethlisberger	584	375	4261	64.2%	28	14	67	42/282	92.0
McBriar	1	1	30	100.0%	0	0	30	0/0	118.8
Brown	1	1	15	100.0%	0	0	15	1/7	118.8
Steelers	586	377	4306	64.3%	28	14	67	43/289	92.3
Opponents	569	329	3751	57.8%	21	10	81t	34/198	82.7

SCORING

	TD	Ru	Pa	Rt	PAT	FG	2Pt	Pts
Suisham	0	0	0	0	39/39	30/32	0	129
Cotchery	10	0	10	0	0/0	0/0	0	60
Brown	9	0	8	1	0/0	0/0	0	54
Bell	8	8	0	0	0/0	0/0	0	48
Sanders	6	0	6	0	0/0	0/0	1	38
Polamalu	1	0	0	1	0/0	0/0	0	6
Roethlisberger	1	0	0	0	0/0	0/0	0	6
Miller	1	0	1	0	0/0	0/0	0	6
Spaeth	1	0	1	0	0/0	0/0	0	6
Gay	1	0	0	1	0/0	0/0	0	6
Allen	1	0	0	1	0/0	0/0	0	6
Johnson	1	0	1	0	0/0	0/0	0	6
Moye	1	0	1	0	0/0	0/0	0	6
Steelers	41	9	28	4	39/39	30/32	1	379
Opponents	41	18	21	2	38/39	28/31	1	370

Sacks: Worlds 8.0, Heyward 5.0, Woodley 5.0, Keisel 4.0, Timmons 3.0, Hood 3.0, Woods 2.0, Polamalu 2.0, Gay 1.0, Jones 1.0 **Steelers: 34.0, Opponents: 43.0**

2-pt. Conversions: Steelers 1-2, Opponents: 1-2

RUSHING

	No.	Yds	Avg	Long	TD
Bell	244	860	3.5	43	8
Dwyer	49	197	4.0	30	0
Jones	48	184	3.8	14	0
Roethlisberger	27	99	3.7	19	1
Sanders	1	25	25.0	25	0
Stephens-Howling	6	19	3.2	5	0
Redman	10	12	1.2	8	0
Brown	7	4	0.6	10	0
Cotchery	1	-5	-5.0	-5	0
Suisham	1	-12	-12.0	-12	0
Steelers	394	1383	3.5	43	9
Opponents	433	1849	4.3	93t	18

RECEIVING

	No.	Yds	Avg	Long	TD
Brown	110	1499	13.6	56	8
Sanders	67	740	11.0	55t	6
Miller	58	593	10.2	31	1
Cotchery	46	602	13.1	36	10
Bell	45	399	8.9	43	0
Jones	9	63	7.0	15	0
Dwyer	8	64	8.0	23	0
Johnson	8	41	5.1	9	1
Paulson	6	102	17.0	34	0
Wheaton	6	64	10.7	21	0
Johnson	4	70	17.5	32	0
Redman	4	14	3.5	7	0
Moye	2	20	10.0	19	1
Stephens-Howling	2	11	5.5	7	0
Spaeth	1	11	11.0	11t	1
Palmer	1	8	8.0	8	0
Roethlisberger	0	5	0	5	0
Gilbert	0	0	0	0	0
Steelers	377	4306	11.4	56	28
Opponents	329	3751	11.4	81t	21

INTERCEPTIONS

	No.	Yds	Avg	Long	TD
Clark	2	50	25.0	37	0
Allen	2	43	21.5	40t	1
Polamalu	2	36	18.0	19t	1
Timmons	2	26	13.0	23	0
Allen	1	27	27.0	27	0
Gay	1	21	21.0	21t	1
Steelers	10	203	20.3	40t	3
Opponents	14	170	12.1	57	1

PUNTING

	No.	Yds	Avg	Net	TB	Lg	B
McBriar	40	1652	41.3	35.0	3	13	70
Mesko	34	1445	42.5	36.7	2	3	65
Roethlisberger	1	28	28.0	28.0	0	1	28
Steelers	75	3125	41.1	35.7	5	17	70
Opponents	79	3397	43.0	35.8	8	22	61

PUNT RETURNS

	Ret	FC	Yds	Avg	Long	TD
Brown	32	23	409	12.8	67t	1
Steelers	32	23	409	12.8	67t	1
Opponents	35	16	313	8.9	43	0

KICKOFF RETURNS

	No.	Yds	Avg	Long	TD
Jones	23	510	22.2	42	0
Sanders	10	268	26.8	46	0
Dwyer	4	90	22.5	27	0
Wheaton	2	37	18.5	25	0
Stephens-Howling	1	25	25.0	25	0
Brown	1	16	16.0	16	0
Heyward	1	11	11.0	11	0
Palmer	1	5	5.0	5	0
Steelers	43	962	22.4	46	0
Opponents	55	1225	22.3	73	0

FIELD GOALS

	1-19	20-29	30-39	40-49	50+	
Suisham	0/0	9/9	13/15	8/8	0/0	
Steelers	0/0	9/9	13/15	8/8	0/0	
Opponents	1/1	8/8	10/10	8/10	1/2	
Suisham:	[216,356]	[456,456]	[336]	[206,346,346]	[296,286,526,54N]	[426,476,426]
	[486,276]	[306]	[356,316,236]	[226]	[[1]	
	[466,416,426]	[496]	[326]	[24N,406,53N]	[416]	
Opponents:	[266]	[386]	[326,436]	[[1]		
	[226,386,476,406]	[486]	[486,456]			
	[51N,506,236]	[226,33N,466]	[266,41N,396]			
	[286,326]	[456,236]	[516,396]	[506,216]		
	[416,56N,436]	[39N,516]				

2012 Final Regular-Season Statistics (Won 8, Lost 8)

SCHEDULE

Date	W-L	Score	Opponent	Attendance
9/9	L	31-19	at Denver	76,823
9/16	W	27-10	NY Jets	64,511
9/23	L	34-31	at Oakland	62,373
10/7	W	16-14	Philadelphia	64,737
10/11	L	26-23	at Tennessee	69,143
10/21	W	24-17	at Cincinnati	63,411
10/28	W	27-12	Washington	62,371
11/4	W	24-20	at NY Giants	80,991
11/12	W	16-13/OT	Kansas City	57,644
11/18	L	13-10	Baltimore	63,446
11/25	L	20-14	at Cleveland	69,661
12/2	W	23-20	at Baltimore	71,442
12/9	L	34-24	San Diego	61,359
12/16	L	27-24/OT	at Dallas	95,595
12/23	L	13-10	Cincinnati	63,236
12/30	W	24-10	Cleveland	51,831

TEAM STATISTICS

	Pittsburgh	Opponent
Total First Downs	307	273
Rushing	80	78
Passing	202	169
Penalty	25	26
3rd Down: Made/Att	94/224	73/206
3rd Down Pct.	42.0%	35.4%
4th Down: Made/Att	6/13	8/11
4th Down Pct.	46.2%	72.7%
Possession Avg.	32.07	27.53
Total Net Yards	5324	4413
Avg. Per Game	332.8	275.8
Total Plays	1023	951
Avg. Per Play	5.2	4.6
Net Yards Rushing	1537	1450
Avg. Per Game	96.1	90.6
Total Rushes	412	391
Net Yards Passing	3787	2963
Avg. Per Game	236.7	185.2
Sacked/Yards Lost	37/225	37/196
Gross Yards	4012	3159
Attempts/Completions	574/354	523/299
Completion Pct.	61.7%	57.2%
Had Intercepted	14	10
Punts/Average	79/43.0	88/45.2
Net Punting Avg.	37.2	40.0
Penalties/Yards	92/938	100/882
Fumbles/Ball Lost	33/16	19/10
Touchdowns	36	33
Rushing	8	9
Passing	27	19
Returns	1	5

SCORE BY PERIOD

	01	02	03	04	OT	Pts
Steelers	57	114	71	91	3	336
Opponents	60	103	78	70	3	314

PASSING

	Att	Cmp	Yds	Cmp%	TD	Int	Long	Sack/Lost	Rating
Roethlisberger	449	284	3265	63.3%	26	8	82t	30/182	97.0
Batch	70	45	475	64.3%	1	4	43	3/12	64.9
Leftwich	53	25	272	47.2%	0	1	37	3/24	54.9
Brown	2	0	0	0.0%	0	1	0	0/0	0.0
Sanders	0	0	0	0.0%	0	0	0	1/7	0.0
Steelers	574	354	4012	61.7%	27	14	82t	37/225	88.1
Opponents	523	299	3159	57.2%	19	10	71t	37/196	79.0

SCORING

	TD	Ru	Pa	RT	PAT	FG	2Pt	Pts
Suisham	0	0	0	0	34/34	28/31	0	118
Miller	8	0	8	0	0/0	0/0	1	50
Wallace	8	0	8	0	0/0	0/0	0	48
Brown	5	0	5	0	0/0	0/0	0	30
Redman	2	2	0	0	0/0	0/0	0	12
Dwyer	2	2	0	0	0/0	0/0	0	12
Rainey	2	2	0	0	0/0	0/0	0	12
Pope	2	0	2	0	0/0	0/0	0	12
Timmons	1	0	0	1	0/0	0/0	0	6
Mendenhall	1	0	1	0	0/0	0/0	0	6
Sanders	1	0	1	0	0/0	0/0	0	6
Burress	1	0	1	0	0/0	0/0	0	6
Leftwich	1	1	0	0	0/0	0/0	0	6
Batch	1	1	0	0	0/0	0/0	0	6
Johnson	1	0	1	0	0/0	0/0	0	6
Steelers	36	8	27	1	34/34	28/31	1	336
Opponents	33	9	19	5	30/31	28/33	1	314

Sacks: Timmons 6.0, Harrison 6.0, Worldis 5.0, Keisel 4.5, Foote 4.0, Woodley 4.0, Hood 3.0, McLendon 2.0, Heyward 1.5, Polamalu 1.0
Steelers: 37.0, Opponents: 37.0
2-Pt. Conversions: Steelers 1-2, Opponents: 1-2

RUSHING

	No.	Yds	Avg	Long	TD
Dwyer	156	623	4.0	34	2
Redman	110	410	3.7	28	2
Mendenhall	51	182	3.6	20	2
Rainey	26	102	3.9	19	0
Roethlisberger	26	92	3.5	14	0
Batch	25	49	2.0	10	1
Leftwich	1	31	31.0	31t	1
Brown	7	24	3.4	13	0
Wallace	5	7	1.4	13	0
Johnson	2	7	3.5	5	0
Gilreath	1	7	7.0	7	0
Sanders	1	4	4.0	4	0
Suisham	1	-1	-1.0	-1	0
Steelers	412	1537	3.7	34	8
Opponents	391	1450	3.7	64t	9

RECEIVING

	No.	Yds	Avg	Long	TD
Miller	71	816	11.5	43	8
Brown	66	787	11.9	60t	5
Wallace	64	836	13.1	82t	8
Sanders	44	626	14.2	37	1
Redman	19	244	12.8	55	0
Dwyer	18	106	5.9	15	0
Cotchery	17	205	12.1	24	0
Johnson	15	137	9.1	26	1
Rainey	14	60	4.3	14	0
Mendenhall	9	62	6.9	15	1
Paulson	7	51	7.3	9	0
Batch	4	31	7.8	15	0
Burress	3	42	14.0	18	1
Pope	3	9	3.0	7	2
Starks	0	0	0	0	0
Colon	0	0	0	0	0
Gilreath	0	0	0	0	0
Steelers	354	4012	11.3	82t	27
Opponents	299	3159	10.6	71t	19

INTERCEPTIONS

	No.	Yds	Avg	Long	TD
Timmons	3	80	26.7	53t	1
Clark	2	26	13.0	26	0
Allen	2	6	3.0	6	0
Woodley	1	11	11.0	11	0
Taylor	1	3	3.0	3	0
Polamalu	1	1	1.0	1	0
Steelers	10	127	12.7	53t	1
Opponents	14	168	12.0	43t	2

PUNTING

	No.	Yds	Avg	Net	TB	In	Lg	B
Butler	77	3374	43.8	37.8	6	26	79	1
Roethlisberger	1	26	26.0	0	1	26	0	0
Steelers	78	3400	43.0	37.6	6	27	79	1
Opponents	88	3979	45.2	40.0	8	35	64	0

PUNT RETURNS

	Ret	FC	Yds	Avg	Long	TD
Brown	27	8	183	6.8	29	0
Sanders	9	9	93	10.3	63	0
Rainey	3	0	16	5.3	13	0
Gilreath	2	2	8	4.0	5	0
Steelers	41	19	300	7.3	63	0
Opponents	30	20	306	10.2	63t	1

KICKOFF RETURNS

	No.	Yds	Avg	Long	TD
Rainey	39	1035	26.5	68	0
Sanders	1	27	27.0	27	0
Paulson	1	16	16.0	16	0
Johnson	1	8	8.0	8	0
Pope	1	0	0.0	0	0
Steelers	43	1086	25.3	68	0
Opponents	46	1103	24.0	51	0

FIELD GOALS

	1-19	20-29	30-39	40-49	50+		
Suisham	0/0	7/8	8/8	12/12	1/3		
Steelers	0/0	7/8	8/8	12/12	1/3		
Opponents	0/0	8/8	6/8	10/11	4/6		
Suisham:	[21G,35G]	[45G,45G]	[33G]	[20G,34G,34G]	[29G,28G,52G,54N]	[42G,47G,42G]	
	[48G,27G]	[30G]	[35G,31G,23G]	[22G]	[[
	[46G,41G,42G]	[49G]	[32G]	[24N,40G,53N]	[41G]		
Opponents:	[26G]	[38G]	[32G,43G]	[[[22G,38G,47G,40G]	[48G]	[48G,45G]
	[51N,50G,23G]	[22G,33N,46G]	[26G,41N,39G]				
	[28G,32G]	[45G,23G]	[51G,39G]	[50G,21G]			
	[41G,56N,43G]	[39N,51G]					

2011 Final Regular-Season Statistics (Won 12, Lost 4)

SCHEDULE

Date	W-L	Score	Opponent	Attendance
9/11	L	35-7	at Baltimore	71,434
9/18	W	24-0	Seattle	63,663
9/25	W	23-20	at Indianapolis	66,309
10/2	L	17-10	at Houston	71,585
10/9	W	38-17	Tennessee	63,875
10/16	W	17-13	Jacksonville	62,934
10/23	W	32-20	at Arizona	62,475
10/30	W	25-17	New England	64,424
11/6	L	23-20	Baltimore	64,851
11/13	W	24-17	at Cincinnati	63,262
11/27	W	13-9	at Kansas City	72,173
12/4	W	35-7	Cincinnati	63,697
12/8	W	14-3	Cleveland	60,754
12/19	L	20-3	at San Francisco	69,732
12/24	W	27-0	St. Louis	60,081
1/1	W	13-9	at Cleveland	68,266

TEAM STATISTICS

	Pittsburgh	Opponent
Total First Downs	341	264
Rushing	96	82
Passing	221	156
Penalty	24	26
3rd Down: Made/Att	90/196	86/221
3rd Down Pct.	45.9%	38.9%
4th Down: Made/Att	3/8	8/13
4th Down Pct.	37.5%	61.5%
Possession Avg.	32.33	27.27
Total Net Yards	5957	4348
Avg. Per Game	372.3	271.8
Total Plays	1015	964
Avg. Per Play	5.9	4.5
Net Yards Rushing	1903	1597
Avg. Per Game	118.9	99.8
Total Rushes	434	399
Net Yards Passing	4054	2751
Avg. Per Game	253.4	171.9
Sacked/Yards Lost	42/279	35/230
Gross Yards	4333	2981
Attempts/Completions	539/341	530/289
Completion Pct.	63.3%	54.5%
Had Intercepted	15	11
Punts/Average	60/44.7	87/43.6
Net Punting Avg.	38.6	38.9
Penalties/Yards	101/854	96/777
Fumbles/Ball Lost	16/13	13/4
Touchdowns	36	23
Rushing	13	7
Passing	21	15
Returns	2	1

SCORE BY PERIOD

	01	02	03	04	OT	Pts
Steelers	69	121	63	72	0	325
Opponents	43	71	56	57	0	227

PASSING

	Att	Cmp	Yds	Cmp%	TD	Int	Long	Sack/Lost	Rating
Roethlisberger	513	324	4077	63.2%	21	14	95	40/269	90.1
Batch	24	15	208	62.5%	0	1	46	2/10	72.9
Sepulveda	1	1	33	100.0%	0	0	33	0/0	118.8
Sanders	1	1	15	100.0%	0	0	15	0/0	118.8
Steelers	539	341	4333	63.3%	21	15	95	42/279	89.7
Opponents	530	289	2981	54.5%	15	11	73	35/230	71.7

SCORING

	TD	Ru	Pa	Rt	PAT	FG	2Pt	Pts
Suisham	0	0	0	0	0	36/36	23/31	0 105
Mendenhall	9	9	0	0	0/0	0/0	0	54
Wallace	8	0	8	0	0/0	0/0	0	48
Brown	3	0	2	1	0/0	0/0	0	18
Redman	3	3	0	0	0/0	0/0	0	18
Cotchery	2	0	2	0	0/0	0/0	0	12
Miller	2	0	2	0	0/0	0/0	0	12
Sanders	2	0	2	0	0/0	0/0	0	12
Ward	2	0	2	0	0/0	0/0	0	12
Clay	1	1	0	0	0/0	0/0	0	6
Johnson	1	0	1	0	0/0	0/0	0	6
Moore	1	0	1	0	0/0	0/0	0	6
Polamalu	1	0	0	1	0/0	0/0	0	6
Saunders	1	0	1	0	0/0	0/0	0	6
Steelers	36	13	21	2	36/36	23/31	0	325
Opponents	23	7	15	1	21/21	22/27	1	227

Sacks: Harrison 9.0, Woodley 9.0, Keisel 3.0, Worlds 3.0, Farris 2.0, Timmons 2.0, Foote 1.5, Hood 1.5, Clark 1.0, Heyward 1.0, McLendon 1.0, Polamalu 1.0
Steelers: 35.0, Opponents: 42.0
2-Pt. Conversions: Steelers 0-0, Opponents: 1-2

RUSHING

	No.	Yds	Avg	Long	TD
Mendenhall	228	928	4.1	68	9
Redman	110	479	4.4	27	3
Moore	22	157	7.1	21	0
Dwyer	16	123	7.7	76	0
Roethlisberger	31	70	2.3	11	0
Wallace	5	57	11.4	21	0
Brown	7	41	5.9	10	0
Clay	10	41	4.1	10t	1
Miller	1	6	6.0	6	0
Cotchery	1	3	3.0	3	0
Batch	3	-2	-0.7	0	0
Steelers	434	1903	4.4	76	13
Opponents	399	1597	4.0	42t	7

RECEIVING

	No.	Yds	Avg	Long	TD
Wallace	72	1193	16.6	95	8
Brown	69	1108	16.1	79t	2
Miller	51	631	12.4	39	2
Ward	46	381	8.3	31	2
Sanders	22	288	13.1	32	2
Mendenhall	18	154	8.6	35	0
Redman	18	78	4.3	12	0
Cotchery	16	237	14.8	36	2
Johnson	12	91	7.6	25	1
Moore	11	104	9.5	24	1
Saunders	4	29	7.3	14	1
Mundy	1	33	33.0	33	0
Dwyer	1	6	6.0	6	0
Steelers	341	4333	12.7	95	21
Opponents	289	2981	10.3	73t	15

INTERCEPTIONS

	No.	Yds	Avg	Long	TD
Polamalu	2	33	16.5	33	0
Taylor	2	29	14.5	29	0
Gay	2	12	6.0	12	0
Clark	1	10	10.0	10	0
Lewis	1	9	9.0	9	0
Mundy	1	5	5.0	5	0
Woodley	1	1	1.0	1	0
Timmons	1	0	0.0	0	0
Steelers	11	99	9.0	33	0
Opponents	15	201	13.4	31	0

PUNTING

	No.	Yds	Avg	Net	TB	In	Lg	B
Kapinos	34	1530	45.0	38.3	1	10	59	0
Sepulveda	25	1153	46.1	39.1	5	8	66	1
Steelers	60	2683	44.7	38.6	6	18	66	1
Opponents	87	3789	43.6	38.9	3	30	63	0

PUNT RETURNS

	Ret	FC	Yds	Avg	Long	TD
Brown	30	26	325	10.8	60t	1
Sanders	3	0	22	7.3	10	0
Steelers	33	26	347	10.5	60t	1
Opponents	29	13	245	8.4	20	0

KICKOFF RETURNS

	No.	Yds	Avg	Long	TD
Brown	27	737	27.3	52	0
Sanders	5	93	18.6	25	0
Cotchery	1	19	19.0	19	0
Moore	1	10	10.0	10	0
Redman	1	18	18.0	18	0
Steelers	35	877	25.1	52	0
Opponents	43	1018	23.7	45	0

FIELD GOALS

	1-19	20-29	30-39	40-49	50+
Suisham	2/2	8/8	6/8	6/11	1/2
Steelers	2/2	8/8	6/8	6/11	1/2
Opponents	1/1	8/8	2/4	10/12	1/2

Suisham: {} (20G,41N) (48G,36N,44G,38G) (30B,26G) (19G) (21G,46N) (41G,42G,39G) (33G,21G,23G,44N) (36G,30G) (39G) (21G,49G) (50N) {} (51G,48N) (21G,49G) (45N,19G,29G)
Opponent: (29G,30G) {} (21G,25G) (25G) (29G) (46G,45G) {} (46G,42N) (18G,40N,43G,51G) (43G) (41G,49G,40G) (33B) (20G) (22G,38G) (52N,33N) (26G,45G,49G)

• Team Record

2010 Final Regular-Season Statistics (Won 12, Lost 4)

SCHEDULE

Date	W-L	Score	Opponent	Attendance
9/12	W	15-9/OT	Atlanta	63,609
9/19	W	19-11	at Tennessee	69,143
9/26	W	38-13	at Tampa Bay	61,036
10/3	L	17-14	Baltimore	64,729
10/17	W	28-10	Cleveland	65,168
10/24	W	23-22	at Miami	69,867
10/31	L	20-10	at New Orleans	70,011
11/8	W	27-21	at Cincinnati	65,626
11/14	L	39-26	New England	64,359
11/21	W	35-3	Oakland	64,987
11/28	W	19-16/OT	at Buffalo	69,642
12/5	W	13-10	at Baltimore	71,418
12/12	W	23-7	Cincinnati	57,501
12/19	L	22-17	N.Y. Jets	62,568
12/23	W	27-3	Carolina	61,748
1/2	W	41-9	at Cleveland	68,303

TEAM STATISTICS

	Pittsburgh	Opponent
Total First Downs	295	272
Rushing	106	61
Passing	175	182
Penalty	14	29
3rd Down: Made/Att	94/218	70/209
3rd Down Pct.	43.1%	33.5%
4th Down: Made/Att	2/5	10/16
4th Down Pct.	40.0%	62.5%
Possession Avg.	31:53	28:07
Total Net Yards	5525	4429
Avg. Per Game	345.3	276.8
Total Plays	993	974
Avg. Per Play	5.6	4.5
Net Yards Rushing	1924	1004
Avg. Per Game	120.3	62.8
Total Rushes	471	333
Net Yards Passing	3601	3425
Avg. Per Game	225.1	214.1
Sacked/Yards Lost	43/289	48/319
Gross Yards	3890	3744
Attempts/Completions	479/298	593/363
Completion Pct.	62.2%	61.2%
Had Intercepted	9	21
Punts/Average	74/44.3	81/40.4
Net Punting Avg.	37.3	36.4
Penalties/Yards	100/903	86/716
Fumbles/Ball Lost	22/9	28/14
Touchdowns	41	22
Rushing	15	5
Passing	22	15
Returns	4	2

SCORE BY PERIOD

	Q1	Q2	Q3	Q4	OT	Pts
Steelers	58	148	43	117	9	375
Opponents	49	42	39	102	0	232

PASSING

	Att	Cmp	Yds	Cmp%	TD	Int	Long	Sack/Lost	Rating
Roethlisberger	389	240	3200	61.7%	17	5	56t	32/220	97.0
Batch	49	29	352	59.2%	3	3	46t	4/21	76.2
Dixon	32	22	254	68.8%	0	1	52	5/41	79.4
Leftwich	7	5	42	71.4%	0	0	14	2/7	86.6
Randle El	2	2	42	100.0%	2	0	39t	0/0	158.3
Steelers	479	298	3890	62.2%	22	9	56t	43/289	95.3
Opponents	593	363	3744	61.2%	15	21	67	48/319	73.1

SCORING

	TD	Ru	Pa	Rt	PAT	FG	2Pt	Pts
Mendenhall	13	13	0	0	0/0	0/0	0	78
Reed	0	0	0	0	0/19	15/22	0	64
Suisham	0	0	0	0	0/19	14/15	0	61
Wallace	10	0	10	0	0/0	0/0	0	60
Ward	5	0	5	0	0/0	0/0	0	30
Miller	2	0	2	0	0/0	0/0	0	12
Redman	2	0	2	0	0/0	0/0	0	12
Roethlisberger	2	2	0	0	0/0	0/0	0	12
Sanders	2	0	2	0	0/0	0/0	0	12
Woodley	1	0	0	1	0/0	0/0	0	6
Spaeth	1	0	1	0	0/0	0/0	0	6
Keisel	1	0	0	1	0/0	0/0	0	6
Palamalu	1	0	0	1	0/0	0/0	0	6
Brown	1	0	0	1	0/0	0/0	0	6
Moore	0	0	0	0	0/0	0/0	2	4
Steelers	41	15	22	4	38/38	29/37	2	235
Opponents	22	5	15	2	18/19	26/30	1	132

Sacks: Harrison 10.5, Woodley 10.0, Farris 6.0, Hood 3.0, Keisel 3.0, Timmons 3.0, Gay 2.0, McFadden 2.0, Worlds 2.0, Eason 1.5, Foote 1.0, Hampton 1.0, Madison 1.0, Palamalu 1.0, Taylor 1.0
Steelers: 48.0, Opponents: 43.0
2-Pt. Conversions: Steelers 2-2, Opponents: 1-3

RUSHING

	No.	Yds	Avg	Long	TD
Mendenhall	324	1273	3.9	50t	13
Redman	52	247	4.8	23	0
Roethlisberger	34	176	5.2	31	2
Moore	33	99	3.0	18	0
Wallace	5	39	7.8	19	0
Dixon	5	32	6.4	21	0
Batch	7	30	4.3	24	0
Dwyer	9	28	3.1	7	0
Randle El	1	2	2.0	2	0
Ward	1	-2	-2.0	-2	0
Steelers	471	1924	4.1	50t	15
Opponents	333	1004	3.0	24	5

RECEIVING

	No.	Yds	Avg	Long	TD
Wallace	60	1257	21.0	56t	10
Ward	59	755	12.8	43	5
Miller	42	512	12.2	36	2
Sanders	28	376	13.4	35	2
Moore	26	205	7.9	29	0
Mendenhall	23	167	7.3	24	0
Randle El	22	253	11.5	34	0
Brown	16	167	10.4	26	0
Spaeth	9	80	8.9	13	1
Redman	9	72	8.0	16	2
Johnson	4	46	11.5	25	0
Battle	0	0	0	0	0
Steelers	298	3890	13.1	56t	22
Opponents	363	3744	10.3	67	15

INTERCEPTIONS

	No.	Yds	Avg	Long	TD
Polamalu	7	101	14.4	45t	1
Clark	2	34	17.0	23	0
Harrison	2	2	1.0	2	0
McFadden	2	-3	-1.5	0	0
Taylor	2	9	4.5	9	0
Timmons	2	5	2.5	5	0
Woodley	2	22	11.0	14t	1
Keisel	1	79	79.0	79t	1
Madison	1	-1	-1.0	-1	0
Steelers	21	248	11.8	79t	3
Opponents	9	122	13.6	62	1

PUNTING

	No.	Yds	Avg	Net	TB	In	Lg	B
Sepulveda	56	2550	45.5	39t	8	16	62	0
Kapinos	14	576	41.1	32.3	2	5	59	0
Suisham	3	115	38.3	34.3	0	1	39	0
Roethlisberger	1	35	35.0	15.0	1	0	35	0
Steelers	74	3276	44.3	37.3	11	22	62	0
Opponents	80	3275	40.4	36.4	5	36	67	1

PUNT RETURNS

	Ret	FC	Yds	Avg	Long	TD
Brown	19	1	110	5.8	21	0
Randle El	14	17	56	4.0	15	0
Sanders	4	1	60	15.0	38	0
Steelers	37	19	226	6.1	38	0
Opponents	32	25	294	9.2	38	0

KICKOFF RETURNS

	No.	Yds	Avg	Long	TD
Sanders	25	628	25.1	48	0
Brown	17	397	23.4	89t	1
Redman	4	81	20.3	21	0
Moore	3	47	15.7	17	0
Steelers	49	1153	23.5	89t	1
Opponents	77	1540	20.0	97t	1

FIELD GOALS

	1-19	20-29	30-39	40-49	50+
Reed	2/2	6/7	5/5	0/4	2/4
Suisham	1/1	4/4	1/1	8/9	0/0
Steelers	3/3	10/11	6/6	8/13	2/4
Opponents	1/1	10/10	10/10	5/8	0/1

Steelers: [526,55N,366,346,40N] [36G,34G,25G,27G][24G][49N,45N] [22G,39G,18G][19G,51N][25G,53G,46N] [22G,26N] [(45G,46G,48G,41G)(45G,19G) (23G,35G,41G)(42G)[26G,29G,41N](41G,24G)]
Opponent: [46N,49G,39G,23G][21G][40G,24G] [46N,33G][39G][39G,23G,22G,37G,40G] [31G,23G][51N,45N][31G,36G][41G] [29G,32G,49G][24G] [(25G,34G)[27G][19G]

• Team Record

2009 Final Regular-Season Statistics (Won 9, Lost 7)

SCHEDULE

Date	W-L	Score	Opponent	Attendance
9/10	W	13-10/OT	Tennessee	65,110
9/20	L	17-14	at Chicago	62,231
9/27	L	23-20	at Cincinnati	64,538
10/4	W	38-28	San Diego	64,045
10/11	W	28-20	at Detroit	59,333
10/18	W	27-14	Cleveland	64,398
10/25	W	27-17	Minnesota	65,597
11/9	W	28-10	at Denver	76,716
11/15	L	18-12	Cincinnati	65,392
11/22	L	27-24/OT	at Kansas City	70,261
11/29	L	20-17/OT	at Baltimore	71,314
12/6	L	27-24	Oakland	61,820
12/10	L	13-6	at Cleveland	69,009
12/20	W	37-36	Green Bay	57,452
12/27	W	23-20	Baltimore	64,068
1/3	W	30-24	at Miami	70,102

TEAM STATISTICS

	Pittsburgh	Opponent
Total First Downs	331	274
Rushing	96	70
Passing	210	186
Penalty	25	18
3rd Down: Made/Att	80/203	96/227
3rd Down Pct.	39.4%	42.3%
4th Down: Made/Att	8/12	7/10
4th Down Pct.	66.7%	70.0%
Possession Avg.	32:13	27:47
Total Net Yards	5941	4885
Avg. Per Game	371.3	305.3
Total Plays	1014	967
Avg. Per Play	5.9	5.1
Net Yards Rushing	1793	1438
Avg. Per Game	112.1	89.9
Total Rushes	428	372
Net Yards Passing	4148	3447
Avg. Per Game	259.3	215.4
Sacked/Yards Lost	50/348	47/314
Gross Yards	4496	3761
Attempts/Completions	536/351	548/319
Completion Pct.	65.5%	58.2%
Had Intercepted	14	12
Punts/Average	72/42.7	86/42.8
Net Punting Avg.	37.1	37.8
Penalties/Yards	85/769	102/903
Fumbles/Ball Lost	21/11	21/10
Touchdowns	41	37
Rushing	10	7
Passing	28	22
Returns	3	8

SCORE BY PERIOD

	Q1	Q2	Q3	Q4	OT	Pts
Steelers	81	126	61	97	3	368
Opponents	52	75	56	135	6	324

PASSING

	Att	Cmp	Yds	Cmp%	TD	Int	Long	Sack/Lost	Rating
Roethlisberger	506	337	4328	66.6%	26	12	60t	50/348	100.5
Dixon	26	12	145	46.2%	1	1	33t	0/0	60.6
Batch	2	1	17	50.0%	0	0	17	0/0	79.2
Moore	1	1	6	100.0%	1	0	6t	0/0	131.3
Holmes	1	0	0	0.0%	0	1	0	0/0	0.0
Steelers	536	351	4496	65.5%	28	14	60t	50/348	98.1
Opponents	548	319	3761	58.2%	22	12	83t	47/314	83.5

SCORING

	TD	Ru	Pa	Rt	PAT	FG	2Pt	Pts
Reed	0	0	0	0	41/41	27/31	0	122
Mendenhall	8	7	1	0	0/0	0/0	0	48
Miller	6	0	6	0	0/0	0/0	0	36
Wallace	6	0	6	0	0/0	0/0	0	36
Ward	6	0	6	0	0/0	0/0	0	36
Holmes	5	0	5	0	0/0	0/0	0	30
Moore	2	0	2	0	0/0	0/0	0	12
Roethlisberger	2	2	0	0	0/0	0/0	0	12
Carter	1	0	0	1	0/0	0/0	0	6
Dixon	1	1	0	0	0/0	0/0	0	6
Fox	1	0	0	1	0/0	0/0	0	6
Parker	1	0	1	0	0/0	0/0	0	6
Spaeth	1	0	1	0	0/0	0/0	0	6
Woodley	1	0	0	1	0/0	0/0	0	6
Steelers	41	10	28	3	41/41	27/31	0	368
Opponents	37	7	22	8	32/32	22/29	2	324

Sacks: Woodley 13.5, Harrison 10.0, Timmons 7.0.

Keisel 3.0, Farrior 3.0, Hampton 2.5, Smith 2.0,

Carter 1.0, Gay 1.0, Hood 1.0, Kirschke 1.0, Taylor

1.0 **Steelers: 46.0, Opponents: 50.0**

2-Pt. Conversions: Steelers 0-0, Opponents: 2-5

RUSHING

	No.	Yds	Avg	Long	TD
Mendenhall	242	1108	4.6	60	7
Parker	98	389	4.0	34	0
Moore	35	118	3.4	15	0
Roethlisberger	40	82	2.1	15	2
Wallace	5	48	9.6	21	0
Dixon	3	27	9.0	24t	1
Davis	2	15	7.5	14	0
Holmes	3	6	2.0	7	0
Steelers	428	1793	4.2	60	10
Opponents	372	1438	3.9	37	7

RECEIVING

	No.	Yds	Avg	Long	TD
Ward	95	1167	12.3	54	6
Holmes	79	1248	15.8	57	5
Miller	76	789	10.4	41	6
Wallace	39	756	19.4	60t	6
Mendenhall	25	261	10.4	26	1
Moore	21	153	7.3	19t	2
Parker	6	64	10.7	27t	1
Spaeth	5	25	5.0	9	1
Johnson	2	9	4.5	5	0
Grisham	1	14	14.0	14	0
Sweed	1	5	5.0	5	0
Logan	1	5	5.0	5	0
Steelers	351	4496	12.8	60t	28
Opponents	319	3761	11.8	83t	22

INTERCEPTIONS

	No.	Yds	Avg	Long	TD
Polamalu	3	17	5.7	16	0
Clark	3	0	0.0	0	0
Carter	2	53	26.5	48t	1
Farrior	1	18	18.0	18	0
Fox	1	82	82.0	82t	1
Taylor	1	20	20.0	20	0
Townsend	1	-1	-1.0	-1	0
Steelers	12	189	15.8	82t	2
Opponents	14	398	28.4	94	2

PUNTING

	No.	Yds	Avg	Net	TB	In	Lg	B
Sepulveda	72	3074	42.7	37.1	4	29	60	0
Steelers	72	3074	42.7	37.1	4	29	60	0
Opponents	86	3684	42.8	37.8	7	28	63	0

PUNT RETURNS

	Ret	FC	Yds	Avg	Long	TD
Logan	30	15	280	9.3	25	0
Moore	3	9	3	1.0	2	0
Holmes	2	1	6	3.0	3	0
Harrison	1	0	1	1.0	1	0
Steelers	36	25	290	8.1	25	0
Opponents	33	18	325	9.8	55	0

KICKOFF RETURNS

	No.	Yds	Avg	Long	TD
Logan	55	1466	26.7	83	0
Moore	4	44	11.0	13	0
Burnett	3	23	7.7	13	0
Wallace	1	26	26.0	26	0
Davis	1	13	13.0	13	0
Mendenhall	1	8	8.0	8	0
Spaeth	1	1	1.0	1	0
Steelers	66	1581	24.0	83	0
Opponents	74	1795	24.3	98t	4

FIELD GOALS

	1-19	20-29	30-39	40-49	50+
Reed	1/1	7/7	15/16	4/5	0/2
Steelers	1/1	7/7	15/16	4/5	0/2
Opponents	1/1	9/9	4/7	8/9	0/3
Reed:	(32G,33G)	(38N,43N)	(19G,24G,52N)	(46G)	()
Opponents:	(32G,39G)	(39G,27G)	()	(28G,33G,35G,34G)	(36G)
Opponents:	(44G)	(33G,53N)	(27G,42G)	(37G,34G,43G)	(26G,39G,38G)
Opponents:	(37N,31B,45G)	(44G)	(34G,52N)	()	(18G)
Opponents:	(40G)	(51N,23G,32G,32G,43G)	(27G,22G)	(24G,56N,29G)	(48G,43G)
Opponents:	(29G,29G)	(34N)	(27G,35G)	(25G)	()

• Team Record

2008 Final Regular-Season Statistics (Won 12, Lost 4)

SCHEDULE

Date	W-L	Score	Opponent	Attendance
9/7	W	38-17	Houston	64,001
9/14	W	10-6	at Cleveland	73,048
9/21	L	15-6	at Philadelphia	69,144
9/29	W	23-20 OT	Baltimore	64,038
10/5	W	26-21	at Jacksonville	65,908
10/19	W	38-10	at Cincinnati	65,860
10/26	L	21-14	N.Y. Giants	64,991
11/3	W	23-6	at Washington	90,512
11/9	L	24-20	Indianapolis	64,043
11/16	W	11-10	San Diego	62,051
11/20	W	27-10	Cincinnati	59,854
11/30	W	33-10	at New England	68,756
12/7	W	20-13	Dallas	60,594
12/14	W	13-9	at Baltimore	71,502
12/21	L	31-14	at Tennessee	69,143
12/28	W	31-0	Cleveland	63,553

TEAM STATISTICS

	Pittsburgh	Opponent
Total First Downs	290	240
Rushing	93	73
Passing	179	149
Penalty	18	18
3rd Down: Made/Att	92/224	71/226
3rd Down Pct.	41.1%	31.4%
4th Down: Made/Att	3/12	10/21
4th Down Pct.	25.0%	47.6%
Possession Avg.	31:29	28:31
Total Net Yards	4991	3795
Avg. Per Game	311.9	237.2
Total Plays	1015	974
Avg. Per Play	4.9	3.9
Net Yards Rushing	1690	1284
Avg. Per Game	105.6	80.3
Total Rushes	460	390
Net Yards Passing	3301	2511
Avg. Per Game	206.3	156.9
Sacked/Yards Lost	49/306	51/350
Gross Yards	3607	2861
Attempts/Completions	506/303	533/301
Completion Pct.	59.9%	56.5%
Had Intercepted	15	20
Punts/Average	78/39.8	91/42.5
Net Punting Avg.	35.6	38.5
Penalties/Yards	95/812	91/801
Fumbles/Ball Lost	28/10	22/9
Touchdowns	38	21
Rushing	16	7
Passing	19	12
Returns	3	2

SCORE BY PERIOD

	Q1	Q2	Q3	Q4	OT	Pts
Steelers	47	106	87	104	3	347
Opponents	54	65	29	75	0	223

PASSING

	Att	Cmp	Yds	Cmp%	TD	Int	Long	Sack/Lost	Rating
Roethlisberger	469	281	3301	59.9%	17	15	65t	46/284	80.1
Leftwich	36	21	303	58.3%	2	0	50	3/22	104.3
Dixon	1	1	3	100.0%	0	0	3	0/0	79.2
Steelers	506	303	3607	59.9%	19	15	65t	49/306	81.8
Opponents	533	301	2861	56.5%	12	20	65t	51/350	63.4

SCORING

	TD	Ru	Pa	Rt	PAT	FG	2Pt	Pts
Reed	0	0	0	0	36/37	27/31	0	117
Ward	7	0	7	0	0/0	0/0	0	42
Moore	6	5	1	0	0/0	0/0	0	36
Holmes	5	0	5	0	0/0	0/0	0	30
Parker	5	5	0	0	0/0	0/0	0	30
Russell	3	3	0	0	0/0	0/0	0	18
Washington	3	0	3	0	0/0	0/0	0	18
Miller	3	0	3	0	0/0	0/0	0	18
Roethlisberger	2	2	0	0	0/0	0/0	0	12
Carter	1	0	0	1	0/0	0/0	0	6
Leftwich	1	1	0	0	0/0	0/0	0	6
Woodley	1	0	0	1	0/0	0/0	0	6
Timmons	1	0	0	1	0/0	0/0	0	6
J.Harrison	0	0	0	0	0/0	0/0	0	2
Steelers	38	16	19	3	36/37	27/31	0	347
Opponents	21	7	12	2	21/21	24/27	0	223

Sacks: J. Harrison 16.0, Woodley 11.5, Aa. Smith 5.5, Timmons 5.0, Farris 3.5, Kirschke 2.0, Foote 1.5, Eason 1.5, Keisel 1.0, Hampton 1.0, Frazier 1.0, McFadden 1.0, Hoke 0.5
Steelers: 51.0, Opponents: 49.0
2-Pt. Conversions: Steelers 0-1, Opponents: 0-0

RUSHING

	No.	Yds	Avg	Long	TD
Parker	210	791	3.8	34t	5
Moore	140	588	4.2	32t	5
Roethlisberger	34	101	3.0	17	2
Russell	28	77	2.8	15	3
Mendenhall	19	58	3.1	12	0
C. Davis	12	35	2.9	11	0
Washington	5	18	3.6	8	0
Holmes	2	9	4.5	10	0
Leftwich	4	7	1.8	8t	1
Davenport	2	5	2.5	3	0
Ward	1	4	4.0	4	0
Berger	1	0	0.0	0	0
Dixon	2	-3	-1.5	-1	0
Steelers	460	1690	3.7	34t	16
Opponents	390	1284	3.3	41	7

RECEIVING

	No.	Yds	Avg	Long	TD
Ward	81	1043	12.9	49	7
Holmes	55	821	14.9	48	5
Miller	48	514	10.7	22	3
Washington	40	631	15.8	65t	3
Moore	40	320	8.0	25	1
Spaeth	17	136	8.0	13	0
Sweed	6	64	10.7	17	0
C. Davis	5	27	5.4	14	0
McHugh	3	24	8.0	15	0
Parker	3	13	4.3	5	0
Mendenhall	2	17	8.5	11	0
Baker	1	6	6.0	6	0
Russell	1	-2	-2.0	-2	0
Roethlisberger	1	-7	-7.0	-7	0
Steelers	303	3607	11.9	65t	19
Opponents	301	2861	9.5	65t	12

INTERCEPTIONS

	No.	Yds	Avg	Long	TD
Polamalu	7	59	8.4	23	0
Carter	3	64	21.3	32t	1
Townsend	2	27	13.5	25t	1
McFadden	2	0	0.0	0	0
Timmons	1	89	89.0	89	0
J. Harrison	1	33	33.0	33	0
Gay	1	12	12.0	12	0
Woodley	1	6	6.0	6	0
Clark	1	0	0.0	0	0
Taylor	1	0	0.0	0	0
Steelers	20	290	14.5	89	2
Opponents	15	234	15.6	83t	2

PUNTING

	No.	Yds	Avg	Net	TB	In	Lg	B
Berger	66	2728	41.3	36.4	4	19	61	0
Emster	12	379	31.6	31.3	0	4	43	0
Steelers	78	3107	39.8	35.6	4	23	61	0
Opponents	90	3868	42.5	38.5	6	28	64	1

PUNT RETURNS

	Ret	FC	Yds	Avg	Long	TD
Holmes	34	7	226	6.6	35	0
Moore	6	12	21	3.5	12	0
Sweed	1	0	0	0.0	0	0
Steelers	41	19	247	6.0	35	0
Opponents	40	17	247	6.2	46	0

KICKOFF RETURNS

	No.	Yds	Avg	Long	TD
Russell	16	371	23.2	43	0
Davenport	10	217	21.7	27	0
Moore	10	185	18.5	24	0
Mendenhall	6	115	19.2	27	0
C. Davis	6	106	17.7	24	0
Carter	1	16	16.0	16	0
Spaeth	1	3	3.0	3	0
Steelers	50	1013	20.3	43	0
Opponents	71	1357	19.1	40	0

FIELD GOALS

	1-19	20-29	30-39	40-49	50+
Reed	1/1	9/9	8/9	8/10	1/2
Steelers	1/1	11/9	8/9	8/10	1/2
Opponents	0/0	11/12	9/9	4/5	0/1
Reed: [44G] [48G] [37G, 53G] [49G, 19G, 46G] [38G, 23G] [21G] [35G] [42G, 24G] [51N, 21G, 41G, 32G] [37G, 38G] [20G, 25G, 20G, 40N, 45G] [45N, 24G, 41G] [31G, 30G] [33N] [22G]					
Opponents: [34G] [31G, 38G] [31G, 31G] [33G, 20G] [26G] [26G, 35G, 25G, 24G] [44G, 43G] [36G] [42N, 22G] [26G] [29G, 27N] [44G, 33G] [28G, 26G, 28G] [42G] [53N]					

2007 Final Regular-Season Statistics (Won 10, Lost 6)

SCHEDULE

Date	W-L	Score	Opponent	Attendance
9/9	W	34-7	at Cleveland	73,089
9/16	W	26-3	Buffalo	64,307
9/23	W	37-16	San Francisco	64,313
9/30	L	21-14	at Arizona	64,844
10/7	W	21-0	Seattle	64,478
10/21	L	31-28	at Denver	77,038
10/28	W	24-13	at Cincinnati	66,188
11/5	W	38-7	Baltimore	63,457
11/11	W	31-28	Cleveland	64,781
11/18	L	19-16/OT	at N.Y. Jets	77,659
11/26	W	3-0	Miami	57,704
12/2	W	24-10	Cincinnati	58,842
12/9	L	34-13	at New England	68,756
12/16	L	29-22	Jacksonville	58,793
12/20	W	41-24	at St. Louis	65,705
12/30	L	27-21	at Baltimore	71,353

TEAM STATISTICS

	Pittsburgh	Opponent
Total First Downs	298	249
Rushing	108	74
Passing	179	158
Penalty	11	17
3rd Down: Made/Att	103/220	87/215
3rd Down Pct.	46.8%	40.5%
4th Down: Made/Att	7/13	6/19
4th Down Pct.	53.8%	31.6%
Possession Avg.	33:18	26:42
Total Net Yards	5239	4262
Avg. Per Game	327.4	266.4
Total Plays	1000	933
Avg. Per Play	5.2	4.6
Net Yards Rushing	2168	1438
Avg. Per Game	135.5	89.9
Total Rushes	511	361
Net Yards Passing	3071	2824
Avg. Per Game	191.9	176.5
Sacked/Yards Lost	47/347	36/243
Gross Yards	3418	3067
Attempts/Completions	442/282	536/292
Completion Pct.	63.8%	54.5%
Had Intercepted	14	11
Punts/Average	68/42.4	82/43.0
Net Punting Avg.	37.9	38.6
Penalties/Yards	80/651	73/556
Fumbles/Ball Lost	21/8	30/14
Touchdowns	46	31
Rushing	9	6
Passing	34	22
Returns	3	3

SCORE BY PERIOD

	Q1	Q2	Q3	Q4	OT	Pts
Steelers	75	129	68	121	0	393
Opponents	67	78	70	51	3	269

PASSING

	Att	Cmp	Yds	Cmp%	TD	Int	Long	Sack/Lost	Rating
Roethlisberger	404	264	3154	65.3%	32	11	83	47/347	104.1
Batch	36	17	232	47.2%	2	3	59t	0/0	52.1
Sepulveda	1	1	32	100.0%	0	0	32	0/0	118.8
Parker	1	0	0	0.0%	0	0	0	0/0	39.6
Wilson	0	0	0	0.0%	0	0	0	0/0	0.0
Steelers	442	282	3418	63.8%	34	14	83	47/347	99.9
Opponents	536	292	3067	54.5%	22	11	63t	36/243	76.5

SCORING

	TD	Ru	Pa	Rt	PAT	FG	2Pt	Pts
Reed	0	0	0	0	44/44	23/25	0	113
Holmes	8	0	8	0	0/0	0/0	1	50
Ward	7	0	7	0	0/0	0/0	1	44
Davenport	7	5	2	0	0/0	0/0	0	42
Miller	7	0	7	0	0/0	0/0	0	42
Washington	5	0	5	0	0/0	0/0	0	30
Spaeth	3	0	3	0	0/0	0/0	0	18
Parker	2	2	0	0	0/0	0/0	0	12
Roethlisberger	2	0	0	0	0/0	0/0	0	12
Tuman	1	0	0	1	0/0	0/0	0	6
Wilson	1	0	1	0	0/0	0/0	0	6
Rossum	1	0	0	1	0/0	0/0	0	6
Tuman	1	0	1	0	0/0	0/0	0	6
McFadden	1	0	0	1	0/0	0/0	0	6
Steelers	46	9	34	3	44/44	23/25	2	393
Opponents	31	6	22	3	29/30	18/22	0	269

Sacks: J. Harrison 8.5, Farrior 6.5, Woodley 4.0, Haggans 4.0, Foote 3.0, Aa. Smith 2.5, Kirschke 2.0, Keisel 2.0, Clark 1.0, Taylor 1.0, Hampton 0.5, Hoke 0.5, Carter 0.5
Steelers: 36.0, Opponents: 47.0
2-Pt. Conversions: Steelers 2-2, Opponents: 0-1

RUSHING

	No.	Yds	Avg	Long	TD
Parker	321	1316	4.1	32	2
Davenport	107	499	4.7	45	5
Roethlisberger	35	204	5.8	30t	2
Davis	17	68	4.0	12	0
Wilson	2	37	18.5	37	0
Russell	7	21	3.0	8	0
Holmes	5	17	3.4	11	0
Ward	3	11	3.7	7	0
Kreider	1	2	2.0	2	0
Washington	1	0	0.0	0	0
Batch	12	-7	-0.6	0	0
Steelers	511	2168	4.2	45	9
Opponents	361	1438	4.0	38	6

RECEIVING

	No.	Yds	Avg	Long	TD
Ward	71	732	10.3	25	7
Holmes	52	942	18.1	83	8
Miller	47	566	12.0	29	7
Washington	29	450	15.5	40	5
Parker	23	164	7.1	22	0
Wilson	18	207	11.5	18	1
Davenport	18	184	10.2	32t	2
Davis	12	49	4.1	10	0
Spaeth	5	34	6.8	13t	3
Reid	4	54	13.5	25	0
Kreider	1	15	15.0	15	0
Haynes	1	12	12.0	12	0
Tuman	1	9	9.0	9t	1
Steelers	282	3418	12.1	83	34
Opponents	292	3067	10.5	63t	22

INTERCEPTIONS

	No.	Yds	Avg	Long	TD
Taylor	3	56	18.7	51t	1
An. Smith	2	50	25.0	50	0
Townsend	2	44	22.0	23	0
McFadden	1	50	50.0	50t	1
Harrison	1	20	20.0	20	0
Foote	1	14	14.0	14	0
Farrior	1	0	0.0	0	0
Steelers	11	234	21.3	51t	2
Opponents	14	110	7.9	29	0

PUNTING

	No.	Yds	Avg	Net	TB	In	Lg	B
Sepulveda	68	2880	42.4	37.9	2	28	59	0
Steelers	68	2880	42.4	37.9	2	28	59	0
Opponents	82	3525	43.0	38.6	6	25	66	0

PUNT RETURNS

	Ret	FC	Yds	Avg	Long	TD
Rossum	36	8	232	6.4	49	0
Wilson	2	1	6	3.0	6	0
Gay	1	0	0	0.0	0	0
Steelers	39	9	238	6.1	49	0
Opponents	31	14	266	8.6	73t	1

KICKOFF RETURNS

	No.	Yds	Avg	Long	TD
Rossum	38	885	23.3	98t	1
Davenport	7	123	17.6	29	0
Reid	6	127	21.2	30	0
Eason	1	10	10.0	10	0
Steelers	52	1145	22.0	98t	1
Opponents	73	1647	22.6	100t	1

FIELD GOALS

	1-19	20-29	30-39	40-49	50+							
Reed	0/0	9/9	10/10	4/5	0/1							
Steelers	0/0	9/9	10/10	4/5	0/1							
Opponents	1/1	8/8	5/5	2/4	2/4							
Reed:	[266,316]	[346,286,396,316]	[366,496,356]	[65N]	[40G]	[22G]	[286,356,306]	[37G,336,48G]	[44N,24G]	[21G]	[236,44G]	[21G,29G]
Opponents:	[24G]	[32G,22G,50G]	[52N]	[49G]	[31G,20G]	[52N]	[25G,196,286,38G]	[43N,24G]	[48N,42G,28G]	[36G]	[52G]	[286,31G]

• Team Record

2016 Final Regular-Season Statistics (Won 8, Lost 8)

SCHEDULE

Date	W-L	Score	Opponent	Attendance
9/7	W	28-17	Miami	64,927
9/18	L	9-0	at Jacksonville	67,164
9/24	L	28-20	Cincinnati	64,922
10/8	L	23-13	at San Diego	67,837
10/15	W	45-7	Kansas City	64,727
10/22	L	41-38/OT	at Atlanta	71,151
10/29	L	20-13	at Oakland	62,385
11/5	L	31-20	Denver	64,661
11/12	W	38-31	New Orleans	61,911
11/19	W	24-20	at Cleveland	73,296
11/26	L	27-0	at Baltimore	70,946
12/3	W	20-3	Tampa Bay	59,843
12/7	W	27-7	Cleveland	55,246
12/17	W	37-3	at Carolina	73,798
12/24	L	31-7	Baltimore	63,224
12/31	W	23-17/OT	at Cincinnati	66,049

TEAM STATISTICS

	Pittsburgh	Opponent
Total First Downs	327	269
Rushing	100	72
Passing	201	176
Penalty	26	21
3rd Down: Made/Att	93/217	86/219
3rd Down Pct.	42.9	39.3
4th Down: Made/Att	10/21	6/12
4th Down Pct.	47.6	50.0
Possession Avg.	31:13	28:47
Total Net Yards	5725	4805
Avg. Per Game	357.8	300.3
Total Plays	1041	976
Avg. Per Play	5.5	4.9
Net Yards Rushing	1992	1412
Avg. Per Game	124.5	88.3
Total Rushes	469	408
Net Yards Passing	3733	3393
Avg. Per Game	233.3	212.1
Sacked/Yards Lost	49/293	39/226
Gross Yards	4026	3619
Att./Completions	523/312	529/319
Completion Pct.	59.7	60.3
Had Intercepted	23	20
Punts/Average	65/41.3	86/43.8
Net Punting Avg.	65/36.7	86/38.0
Penalties/Yards	69/611	104/862
Fumbles/Ball Lost	27/14	16/9
Touchdowns	42	36
Rushing	16	9
Passing	23	21
Returns	3	6

SCORE BY PERIOD

	01	02	03	04	OT	Pts
Steelers	66	107	58	116	6	353
Opponents	49	98	65	100	3	315

PASSING

	Att	Cmp	Yds	Cmp%	TD	Int	Long	Sack/Lost	Rating
Roethlisberger	469	280	3513	59.7	18	23	67t	46/280	75.4
Batch	53	31	492	58.5	5	0	87t	3/13	121.0
Wilson	1	1	21	100.0	0	0	21	0/0	118.8
Steelers	523	312	4026	59.7	23	23	87t	49/293	80.2
Opponents	529	319	3619	60.3	21	20	66t	39/226	78.3

SCORING

	TD	Ru	Pa	Rt	PAT	FG	2Pt	Pts
Reed	0	0	0	0	0	41/41	20/27	0 101
Parker	16	13	3	0	0	0/0	0/0	0 96
Ward	6	0	6	0	0	0/0	0/0	0 36
Miller	5	0	5	0	0	0/0	0/0	0 30
Washington	4	0	4	0	0	0/0	0/0	0 24
Holmes	3	0	2	1	0	0/0	0/0	0 18
Davenport	2	1	1	0	0	0/0	0/0	0 12
Roethlisberger	2	2	0	0	0	0/0	0/0	0 12
Porter	1	0	0	1	0	0/0	0/0	0 6
Tuman	1	0	1	0	0	0/0	0/0	0 6
Wallace	1	0	0	1	0	0/0	0/0	0 6
Wilson	1	0	1	0	0	0/0	0/0	0 6
Steelers	42	16	23	3	41/41	20/27	0	353
Opponents	36	9	21	6	36/36	21/27	0	315

Sacks: Porter 7.0, Haggans 6.0, Keisel 5.5, Aa. Smith 4.5, Fariro 4.0, Foote 4.0, Carter 2.0, Kirschke 2.0, Townsend 2.0, Brown 1.0.

Polamalu 1.0 **Steelers: 39.0, Opponents: 49.0**

2-Pt. Conversions: Steelers 0-0, Opponents: 0-0

RUSHING

	No.	Yds	Avg	Long	TD
Parker	337	1494	4.4	76	13
Davenport	60	221	3.7	48	1
Roethlisberger	32	98	3.1	20	2
Haynes	15	78	5.2	13	0
Ward	2	30	15.0	21	0
Kuhn	2	18	9.0	16	0
Batch	13	15	1.2	12	0
Wilson	2	14	7.0	14	0
Holmes	1	13	13.0	13	0
Washington	3	8	2.7	8	0
Kreider	1	5	5.0	5	0
McFadden	1	-2	-2.0	-2	0
Steelers	469	1992	4.2	76	16
Opponents	408	1412	3.5	72t	9

RECEIVING

	No.	Yds	Avg	Long	TD
Ward	74	975	13.2	70t	6
Holmes	49	824	16.8	67t	2
Wilson	37	504	13.6	38t	1
Washington	35	624	17.8	49t	4
Miller	34	393	11.6	87t	5
Parker	31	222	7.2	25t	3
Haynes	18	95	5.3	16	0
Davenport	15	193	12.9	32	1
Kreider	8	62	7.8	15	0
Tuman	7	73	10.4	21	1
Morey	2	29	14.5	15	0
Young	1	17	17.0	17	0
Kuhn	1	15	15.0	15	0
Steelers	312	4026	12.9	87t	23
Opponents	319	3619	11.3	66t	21

INTERCEPTIONS

	No.	Yds	Avg	Long	TD
Polamalu	3	51	17.0	49	0
McFadden	3	39	13.0	39	0
Porter	2	49	24.5	42t	1
An. Smith	2	40	20.0	20	0
Taylor	2	34	17.0	34	0
Townsend	2	6	3.0	6	0
Wallace	1	30	30.0	30t	1
Kriewaldt	1	12	12.0	12	0
Foote	1	11	11.0	11	0
Fariro	1	1	1.0	1	0
Haggans	1	0	0.0	0	0
Clark	1	-1	-1.0	-1	0
Steelers	20	272	13.6	49	2
Opponents	23	441	19.2	100t	3

PUNTING

	No.	Yds	Avg	Net	TB	In	Lg	B
Gardocki	65	2687	41.3	36.7	4	11	56	0
Steelers	65	2687	41.3	36.7	4	11	56	0
Opponents	86	3769	43.8	38.0	11	31	67	1

PUNT RETURNS

	Ret	FC	Yds	Avg	Long	TD
Holmes	26	21	264	10.2	65t	1
Colclough	4	0	6	1.5	3	0
Wilson	2	1	4	2.0	3	0
Reid	1	0	11	11.0	11	0
Taylor	1	0	0	0.0	0	0
Steelers	34	22	285	8.4	65t	1
Opponents	38	10	219	5.8	47	0

KICKOFF RETURNS

	No.	Yds	Avg	Long	TD
Davenport	21	448	21.3	40	0
Holmes	18	436	24.2	42	0
Morey	8	202	25.3	76	0
Taylor	4	72	18.0	23	0
Colclough	1	26	26.0	26	0
Kirschke	1	0	0.0	0	0
Reid	1	19	19.0	19	0
Wilson	1	11	11.0	11	0
Steelers	55	1214	22.1	76	0
Opponents	70	1570	22.4	92t	1

FIELD GOALS

	1-19	20-29	30-39	40-49	50+
Reed	1/1	6/7	8/11	4/7	1/1
Steelers	1/1	6/7	8/11	4/7	1/1
Opponents	1/1	8/8	9/11	3/5	0/2

Reed: [44N] [48B, 37E, 36G] [39G, 44G] [32E, 28B] [28G] [29G, 39G] [40N, 46E, 29G] [32E, 35N] [43G] [50G, 32N, 39G] [23G, 35B, 28G] [19G, 45G, 26G] [35G]

Opponents: [26G] [31G, 32G, 42G] [28G, 33G, 22G] [25G, 52N, 32G] [19G, 41G] [32G] [20G, 32N] [44N, 23G, 35G] [37G, 40G] [27G] [40N] [50N, 37G] [26G] [34G, 39N]

• Team Record

2005 Final Regular-Season Statistics (Won 11, Lost 5)

MEDIA INFORMATION

FOOTBALL STAFF

2017 PLAYERS

2016 IN REVIEW

STEELERS HISTORY

RECORDS

SCHEDULE

Date	W-L	Score	Opponent	Attendance
9/11	W	34-7	Tennessee	62,931
9/18	W	27-7	at Houston	70,742
9/25	L	23-20	New England	64,868
10/10	W	24-22	at San Diego	68,537
10/16	L	23-17/OT	Jacksonville	63,891
10/23	W	27-13	at Cincinnati	66,104
10/31	W	20-19	Baltimore	64,178
11/6	W	20-10	at Green Bay	70,607
11/13	W	34-21	Cleveland	63,491
11/20	L	16-13/OT	at Baltimore	70,601
11/28	L	26-7	at Indianapolis	57,442
12/4	L	38-31	Cincinnati	63,044
12/11	W	21-9	Chicago	61,237
12/18	W	18-3	at Minnesota	64,136
12/24	W	41-0	at Cleveland	73,136
1/1	W	35-21	Detroit	63,794

SCORING

	TD	Ru	Pa	Rt	PAT	FG	2Pt	Pts
Reed	0	0	0	0	45/45	24/29	0	117
Ward	11	0	11	0	0/0	0/0	0	66
Bettis	9	9	0	0	0/0	0/0	0	54
Miller	6	0	6	0	0/0	0/0	0	36
Parker	5	4	1	0	0/0	0/0	0	30
Randle El	3	0	1	2	0/0	0/0	0	18
Roethlisberger	3	3	0	0	0/0	0/0	0	18
Haynes	3	3	0	0	0/0	0/0	0	18
Morgan	2	0	2	0	0/0	0/0	0	12
Staley	1	1	0	0	0/0	0/0	0	6
Polamalu	1	0	0	1	0/0	0/0	0	6
Batch	1	1	0	0	0/0	0/0	0	6
Foote	0	0	0	0	0/0	0/0	0	2
Steelers	45	21	21	3	45/45	24/29	0	389
Opponents	27	10	15	2	24/25	24/30	0	258

Sacks: Porter 10.5, Haggans 9.0, Von Oelhoffen 3.5, Polamalu 3.0, Townsend 3.0, Foote 3.0, Keisel 3.0, Harrison 3.0, Farnior 2.0, A.Smith 2.0, McFadden 1.0, Kirschke 1.0, Carter 1.0, Frazier 1.0, Colclough 1.0, **Steelers: 47.0, Opponents: 32.0**

2-Pt. Conversions: Steelers 0-0, Opponents: 0-1

INTERCEPTIONS

	No.	Yds	Avg	Long	TD
Hope	3	60	20.0	55	0
Polamalu	2	42	21.0	36	0
Townsend	2	26	13.0	26	0
Porter	2	9	4.5	9	0
Harrison	1	25	25.0	25	0
Colclough	1	14	14.0	14	0
Carter	1	3	3.0	3	0
Smith	1	0	0.0	0	0
McFadden	1	0	0.0	0	0
Taylor	1	0	0.0	0	0
Steelers	15	179	11.9	55	0
Opponents	14	194	13.9	41t	1

TEAM STATISTICS

	Pittsburgh	Opponent
Total First Downs	297	275
Rushing	120	75
Passing	144	179
Penalty	33	21
3rd Down: Made/Att	68/192	92/232
3rd Down Pct.	35.4%	39.7%
4th Down: Made/Att	5/12	6/17
4th Down Pct.	41.7%	35.3%
Possession Avg.	31:16	28:44
Total Net Yards	5149	4544
Avg. Per Game	321.8	284.0
Total Plays	960	998
Avg. Per Play	5.4	4.6
Net Yards Rushing	2223	1376
Avg. Per Game	138.9	86.0
Total Rushes	549	402
Net Yards Passing	2926	3168
Avg. Per Game	182.9	198.0
Sacked/Yards Lost	32/178	47/312
Gross Yards	3104	3480
Attempts/Completions	379/228	549/315
Completion Pct.	60.2%	57.4%
Had Intercepted	14	15
Punts/Average	69/41.7	80/43.3
Net Punting Avg.	34.5	34.7
Penalties/Yards	99/876	120/1031
Fumbles/Ball Lost	22/9	30/15
Touchdowns	45	27
Rushing	21	10
Passing	21	15
Returns	3	2

SCORE BY PERIOD

	Q1	Q2	Q3	Q4	OT	Pts
Steelers	99	121	103	66	0	389
Opponents	78	49	54	68	9	258

RUSHING

	No.	Yds	Avg	Long	TD
Parker	255	1202	4.7	80t	4
Bettis	110	368	3.3	39	9
Haynes	74	274	3.7	20	3
Staley	38	148	3.9	17	1
Randle El	12	73	6.1	43	0
Roethlisberger	31	69	2.2	13	3
Batch	11	30	2.7	15	1
Maddox	8	26	3.3	16	0
Kreider	3	21	7.0	12	0
Ward	3	10	3.3	7	0
Herron	3	2	0.7	1	0
Wilson	1	0	0.0	0	0
Steelers	549	2223	4.0	80t	21
Opponents	402	1376	3.4	36	10

RECEIVING

	No.	Yds	Avg	Long	TD
Ward	69	975	14.1	85t	11
Miller	39	459	11.8	50	6
Randle El	35	558	15.9	63t	1
Wilson	26	451	17.3	46	0
Parker	18	218	12.1	48	1
Haynes	11	113	10.3	18	0
Morgan	9	150	16.7	31t	2
Kreider	7	43	6.1	9	0
Staley	6	34	5.7	9	0
Bettis	4	40	10.0	16	0
Tuman	3	57	19.0	27	0
Kranchick	1	6	6.0	6	0
Steelers	228	3104	13.6	85t	21
Opponents	315	3480	11.0	80t	15

PUNTING

	No.	Yds	Avg	Net	TB	In	Lg	B
Gardocki	67	2803	41.8	34.7	?	22	65	0
Roethlisberger	2	72	36.0	26.0	1	1	39	0
Taylor	1	0	0.0	0.0	8	23	65	0
Opponents	80	3463	43.3	34.7	11	19	58	0

PUNT RETURNS

	Ret	FC	Yds	Avg	Long	TD
Randle El	44	12	448	10.2	81t	2
Taylor	1	0	19	19.0	19	0
Iwuoma	1	0	3	3.0	3	0
Harrison	0	1	0	0	0	0
Steelers	46	13	470	10.2	81t	2
Opponents	37	12	336	9.1	36	0

KICKOFF RETURNS

	No.	Yds	Avg	Long	TD
Morgan	23	583	25.3	74	0
Colclough	22	473	21.5	63	0
Taylor	3	59	19.7	24	0
Wilson	3	53	17.7	29	0
Keisel	2	23	11.5	12	0
Randle El	1	16	16.0	16	0
Kreider	1	3	3.0	3	0
Harrison	1	-2	-2.0	-2	0
Steelers	56	1208	21.6	74	0
Opponents	77	1685	21.9	94	0

FIELD GOALS

	1-19	20-29	30-39	40-49	50+
Reed	0/0	9/9	9/9	6/9	0/2
Steelers	0/0	9/9	9/9	6/9	0/2
Opponents	0/0	8/8	5/8	11/13	0/1

Reed: [44G, 27G] [37G, 35G] [33G, 52N, 24G] [40G] [29G, 46N] [27G, 39G] [42G, 37G] [32G, 24G, 51B] [42G, 33G, 44B] [44G, 37G] [41N] [23G] [21G, 41G, 26G] [26G, 31G]

Opponents: [47N] [] [53N, 48G, 35G, 43G] [34G, 32G, 41G] [23G] [30N, 26G, 39G] [22G, 43N, 40G, 49G, 47G], [40G, 31N] [47G, 25G, 44G] [29G, 48G, 44G, 28G] [30G] [29G] [20G, 32B]

● Team Record

PASSING

	Att	Cmp	Yds	Cmp%	TD	Int	Long	Sack/Lost	Rating
Roethlisberger	268	168	2385	62.7%	17	9	85t	23/129	98.6
Maddox	71	34	406	47.9%	2	4	32	8/43	51.7
Batch	36	23	246	63.9%	1	1	43	1/6	81.5
Randle El	3	3	67	100.0%	1	0	51t	0/0	158.3
Gardocki	1	0	0	0.0%	0	0	0	0/0	39.6
Steelers	379	228	3104	60.2%	21	14	85t	32/178	89.4
Opponents	549	315	3480	57.4%	15	15	80t	47/312	74.0

2004 Final Regular-Season Statistics (Won 15, Lost 1)

MEDIA INFORMATION

FOOTBALL STAFF

2017 PLAYERS

2016 IN REVIEW

STEELERS HISTORY

RECORDS

SCHEDULE

Date	W-L	Score	Opponent	Attendance
9/12	W	24-21	Oakland	60,147
9/19	L	30-13	at Baltimore	69,859
9/26	W	13-3	at Miami	72,225
10/3	W	28-17	Cincinnati	62,402
10/10	W	34-23	Cleveland	63,609
10/17	W	24-20	at Dallas	64,162
10/31	W	34-20	New England	64,737
11/7	W	27-3	Philadelphia	64,975
11/14	W	24-10	at Cleveland	73,703
11/21	W	19-14	at Cincinnati	65,780
11/28	W	16-7	Washington	63,707
12/5	W	17-16	at Jacksonville	76,877
12/12	W	17-6	N.Y. Jets	63,581
12/18	W	33-30	at N.Y. Giants	78,836
12/26	W	20-7	Baltimore	64,227
1/2	W	29-24	at Buffalo	73,414

TEAM STATISTICS

	Pittsburgh	Opponent
Total First Downs	310	248
Rushing	134	79
Passing	147	146
Penalty	29	23
3rd Down: Made/Att	94/219	63/193
4th Down Pct.	42.9	32.6
4th Down: Made/Att	7/12	7/13
4th Down Pct.	58.3	53.8
Possession Avg.	34.00	26.01
Total Net Yards	5184	4134
Avg. Per Game	324.0	258.4
Total Plays	1012	882
Avg. Per Play	5.1	4.7
Net Yards Rushing	2464	1299
Avg. Per Game	154.0	81.2
Total Rushes	618	357
Net Yards Passing	2720	2835
Avg. Per Game	170.0	177.2
Sacked/Yards Lost	36/250	41/225
Gross Yards	2970	3060
Att./Completions	358/228	484/269
Completion Pct.	63.7	55.6
Had Intercepted	13	19
Punts/Average	67/43.0	79/42.7
Net Punting Avg.	67/37.4	79/36.3
Penalties/Yards	99/837	104/875
Fumbles/Ball Lost	20/8	28/13
Touchdowns	41	26
Rushing	16	8
Passing	20	14
Returns	5	4

SCORE BY PERIOD

	Q1	Q2	Q3	Q4	OT	Pts
Steelers	123	90	47	112	0	372
Opponents	79	42	66	64	0	251

PASSING

	Att	Cmp	Yds	Cmp%	TD	Int	Long	Sack/Lost	Rating
Roethlisberger	295	196	2621	66.4	17	11	58	30/213	98.1
Maddox	60	30	329	50.0	1	2	39	6/37	58.3
Bettis	1	1	10	100.0	1	0	10t	0/0	147.9
Randle El	1	1	10	100.0	1	0	10t	0/0	147.9
St. Pierre	1	0	0	0.0	0	0	0.0	0/0	39.6
Steelers	358	228	2970	63.7	20	13	58	36/250	93.2
Opponents	484	269	3060	55.6	14	19	58t	41/225	68.0

SCORING

	TD	Ru	Pa	Rt	PAT	FG	2Pt	Pts
Reed	0	0	0	0	40	28	33	0 124
Bettis	13	13	0	0	0	0	0	0 78
Burress	5	0	5	0	0	0	0	0 30
Ward	5	1	4	0	0	0	0	0 30
Randle El	3	0	3	0	0	0	0	0 18
Tuman	3	0	3	0	0	0	0	0 18
Haynes	2	0	2	0	0	0	0	0 12
Riemersma	2	0	2	0	0	0	0	0 12
Farrior	1	0	0	1	0	0	0	0 6
Harrison	1	0	0	1	0	0	0	0 6
Kreider	1	0	1	0	0	0	0	0 6
Polamalu	1	0	0	1	0	0	0	0 6
Roethlisberger	1	0	0	0	0	0	0	0 6
Staley	1	1	0	0	0	0	0	0 6
Stuvaits	1	0	0	1	0	0	0	0 6
Townsend	1	0	0	1	0	0	0	0 6
Steelers	41	16	20	5	40	40	28	33 1 372
Opponents	26	8	14	4	24	24	23	27 0 251

Sacks: A. Smith 8.0, Porter 7.0, Haggans 6.0, Townsend 4.0, Farrior 3.0, Foote 3.0, Colclough 1.5, Harrison 1.0, Hoke 1.0, Kirschke 1.0, Polamalu 1.0, von Oelhoffen 1.0, Williams 1.0, Kriewaldt 0.5, Steelers: 41.0, Opponents: 36.0
 2-Pt. Conversions: Steelers: 0-1, Opponents: 1-2

RUSHING

	No.	Yds	Avg	Long	TD
Bettis	250	941	3.8	29	13
Staley	192	830	4.3	38	1
Haynes	95	272	4.9	18	0
Parker	32	186	5.8	58	0
Roethlisberger	56	144	2.6	20	1
Randle El	8	34	4.3	12	0
Ward	7	25	3.6	16t	1
Kreider	4	18	4.5	6	0
Maddox	9	15	1.7	10	0
Brown TM	1	2	2.0	2	0
St. Pierre	4	-3	-0.8	2	0
Steelers	618	2464	4.0	58	16
Opponents	357	1299	3.6	35	8

RECEIVING

	No.	Yds	Avg	Long	TD
Ward	80	1004	12.6	58	4
Randle El	43	601	14.0	39	3
Burress	35	698	19.9	48	5
Haynes	18	142	7.9	26	2
Kreider	10	75	7.5	13	1
Mays	9	137	15.2	46	0
Tuman	9	89	9.9	26	3
Riemersma	7	82	11.7	26t	2
Staley	6	55	9.2	21	0
Bettis	6	46	7.7	20	0
Rasby LG	5	52	10.4	13	0
Parker	3	16	5.3	12	0
Cushing	1	17	17.0	17	0
Morey	1	8	8.0	8	0
Steelers	228	2970	13.0	58	20
Opponents	269	3060	11.4	58t	14

INTERCEPTIONS

	No.	Yds	Avg	Long	TD
Polamalu	5	58	11.6	26t	1
Farrior	4	113	28.3	41	1
Townsend	4	54	13.5	39t	1
Hope	1	41	41.0	41	0
Scott	1	23	23.0	23	0
Porter	1	3	3.0	3	0
Foote	1	1	1.0	1	0
Taylor	1	0	0.0	0	0
Williams	1	0	0.0	0	0
Steelers	19	293	15.4	41	3
Opponents	13	190	14.6	51t	3

PUNTING

	No.	Yds	Avg	Net	TB	In	Lg	B
Gardocki	67	2879	43.0	37.4	6	24	61	0
Steelers	67	2879	43.0	37.4	6	24	61	0
Opponents	79	3375	42.7	36.3	7	26	63	0

PUNT RETURNS

	Ret	FC	Yds	Avg	Long	TD
Randle El	42	13	347	8.3	60	0
Colclough	1	0	13	13.0	13	0
Haynes	1	0	5	5.0	5	0
Steelers	44	13	365	8.3	60	0
Opponents	34	8	252	7.4	33	0

KICKOFF RETURNS

	No.	Yds	Avg	Long	TD
Colclough	26	566	21.8	48	0
Randle El	21	527	25.1	41	0
Taylor	11	184	16.7	22	0
Cushing	3	45	15.0	20	0
Kirschke	1	13	13.0	13	0
Steelers	62	1335	21.5	48	0
Opponents	74	1595	21.6	91t	1

FIELD GOALS

	1-19	20-29	30-39	40-49	50+
Reed	1/1	8/9	12/13	5/8	2/2
Steelers	1/1	8/9	12/13	5/8	2/2
Opponents	0/0	7/8	11/12	5/6	0/1
Reed: [42G][48N][40G,44N,45N,51G][47G,26G][51G][19G,29G][33N,42G,31G][20G,24N][32G][33G,36G,32G][37G][34G][33G,21G,36G,28G][23G,40G][22G,21G,31G,37G,33G]					
Opponents: [28G,38G][35G,27G,34G][34G][34G][24G,34G,46G][47G,39G][43G,25G][33G][31G][32N,20G,29G,36G,60N][43G,41G][22G][44N][37G,28N]					

• Team Record

2003 Final Regular-Season Statistics (Won 6, Lost 10)

SCHEDULE

Date	W-L	Score	Opponent	Attendance
9/7	W	34-15	Baltimore	63,157
9/14	L	41-20	at Kansas City	78,416
9/21	W	17-10	at Cincinnati	64,596
9/28	L	30-13	Tennessee	63,244
10/5	L	33-13	Cleveland	64,595
10/12	L	17-14	at Denver	75,974
10/26	L	33-21	St. Louis	62,665
11/2	L	23-16	at Seattle	66,507
11/9	W	28-15	Arizona	59,520
11/17	L	30-14	at San Francisco	67,877
11/23	W	13-6	at Cleveland	73,658
11/30	L	24-20	Cincinnati	58,797
12/7	W	27-7	Oakland	53,079
12/14	L	6-0	at N.Y. Jets	77,900
12/21	W	40-24	San Diego	52,527
12/28	L	13-10/OT	at Baltimore	70,001

• 1,000th game in Steelers History

TEAM STATISTICS

	Pittsburgh	Opponent
Total First Downs	275	270
Rushing	77	89
Passing	174	155
Penalty	24	26
3rd Down: Made/Att	82/227	71/209
3rd Down Pct.	36.1	34.0
4th Down: Made/Att	11/22	7/16
4th Down Pct.	50.0	43.8
Possession Avg.	30:42	29:18
Total Net Yards	4792	4783
Avg. Per Game	299.5	298.9
Total Plays	1020	968
Avg. Per Play	4.7	4.9
Net Yards Rushing	1488	1741
Avg. Per Game	93.0	108.9
Total Rushes	446	449
Net Yards Passing	3304	3042
Avg. Per Game	206.5	190.1
Sacked/Yards Lost	42/244	35/203
Gross Yards	3548	3245
Att./Completions	532/306	484/294
Completion Pct.	57.5	60.7
Had Intercepted	17	14
Punts/Average	85/41.4	91/40.6
Net Punting Avg.	36.0	32.1
Penalties/Yards	111/1005	96/709
Fumbles/Ball Lost	24/11	24/11
Touchdowns	33	38
Rushing	10	14
Passing	19	20
Returns	4	4

SCORE BY PERIOD

	01	02	03	04	OT	Pts
Steelers	50	94	93	63	0	300
Opponents	61	98	71	94	3	327

PASSING

	Att	Cmp	Yds	Cmp%	TD	Int	Long	Sack/Lost	Rating
Maddox	519	298	3414	57.4	18	17	53	41/242	75.3
Miller	1	1	81	100.0	1	0	81t	0/0	158.3
Batch	8	4	47	50.0	0	0	22	1/2	68.2
Randle El	4	3	6	75.0	0	0	9	0/0	77.1
Steelers	532	306	3548	57.5	19	17	81t	42/244	76.4
Opponents	484	294	3245	60.7	20	14	61t	35/203	82.4

SCORING

	TD	Ru	Pa	Rt	PAT	FG	2Pt	Pts
Reed	0	0	0	0	0	31/32	23/32	0 100
Ward	10	0	10	0	0	0/0	0/0	0 60
Bettis	7	7	0	0	0	0/0	0/0	1 44
Burress	4	0	4	0	0	0/0	0/0	0 24
Randle El	3	0	1	2	0	0/0	0/0	0 18
Zereoue	2	2	0	0	0	0/0	0/0	0 12
Bruener	1	0	1	0	0	0/0	0/0	0 6
Doering	1	0	1	0	0	0/0	0/0	0 6
Hope	1	0	1	0	0	0/0	0/0	0 6
Kreider	1	1	0	0	0	0/0	0/0	0 6
Riemersma	1	0	1	0	0	0/0	0/0	0 6
Scott	1	0	0	1	0	0/0	0/0	0 6
Townsend	1	0	0	1	0	0/0	0/0	0 6
Steelers	33	10	19	4	31/32	23/32	1	300
Opponents	38	14	20	4	32/35	21/24	1	327

Sacks: vonOelhoffen 8.0, Gildon 6.0, Bell 5.0, Porter 5.0, Bailey 2.0, Polamalu 2.0, Smith 2.0, Alexander 1.0, Haggans 1.0, Hampton 1.0, Logan 1.0, Townsend 1.0, Steelers: 35.0, Opponents: 42.0
2-Pt. Conversions: Steelers 1-1, Opponents 1-3

RUSHING

	No.	Yds	Avg	Long	TD
Bettis	246	811	3.3	21	7
Zereoue	132	433	3.3	22	0
Randle El	15	75	5.0	32	0
Haynes	20	63	3.2	15	0
Ward	11	61	5.5	25	0
Kreider	7	29	4.1	9	1
Maddox	13	12	0.9	6	0
Batch	1	11	11.0	11	0
Burress	1	-7	-7.0	-7	0
Steelers	446	1488	3.3	32	10
Opponents	449	1741	3.9	78t	14

RECEIVING

	No.	Yds	Avg	Long	TD
Ward	95	1163	12.2	50	10
Burress	60	860	14.3	47	4
Zereoue	40	310	7.8	29	0
Randle El	37	364	9.8	32t	1
Doering	18	240	13.3	53	1
Bettis	13	86	6.6	16	0
Tuman	12	113	9.4	23	0
Riemersma	10	138	13.8	24	1
Kreider	9	107	11.9	26	0
Haynes	7	57	8.1	13	0
Mays	2	17	8.5	9	0
Bruener	2	12	6.0	11	1
Hope	1	81	81.0	81t	1
Steelers	306	3548	11.6	81t	19
Opponents	294	3245	11.0	61t	20

INTERCEPTIONS

	No.	Yds	Avg	Long	TD
Alexander	4	63	15.8	34	0
Scott	3	50	16.7	26t	1
Townsend	3	24	8.0	25t	1
Bell	1	61	61.0	42	0
Farrior	1	9	9.0	9	0
Washington	1	7	7.0	7	0
Gildon	1	1	1.0	1	0
Steelers	14	215	15.4	42	2
Opponents	17	386	22.7	75t	3

PUNTING

	No.	Yds	Avg	Net	TB	In	Lg	B
Miller	84	3518	41.9	36.0	8	27	69	1
Steelers	84	3518	41.9	36.0	8	27	69	1
Opponents	91	3694	40.6	32.1	11	23	61	0

PUNT RETURNS

	Ret	FC	Yds	Avg	Long	TD
Randle El	45	12	542	12.0	84t	2
Doering	0	0	9	0.0	9	0
Steelers	45	12	551	12.2	84t	2
Opponents	47	12	296	6.3	45	0

KICKOFF RETURNS

	No.	Yds	Avg	Long	TD
Taylor	37	831	22.5	53	0
Randle El	24	466	19.4	34	0
Mays	4	79	19.8	27	0
Kreider	3	29	9.7	15	0
Steelers	68	1405	20.7	53	0
Opponents	66	1359	20.6	100t	1

FIELD GOALS

	1-19	20-29	30-39	40-49	50+
Reed	0/0	9/12	6/7	7/12	1/1
Steelers	0/0	9/12	6/7	7/12	1/1
Opponents	1/1	7/7	5/5	8/9	0/2

Reed: [296,316][206,516][24WR,33G]
[26G,23G,30CR][30G,37G][24G,26G]
[49G,33G,21G][23WL][45WR][45WR,23G,46G]
[23G,39G][47SH,44G,48SH,40G][43WL,20WL]
[47G,40G][42G]
Opponents: [44G][196,22G][47G]
[47WL,20G,22G][36G,46G,34G][20G]
[32G,22G,44G][27G,31G][44G][28G,41G][31G]
[46G,52SH,51SH,47G]

• Team Record

2002 Final Regular-Season Statistics (Won 10, Lost 5, Tied 1)

SCHEDULE

Date	W-L	Score	Opponent	Attendance
9/9	L	30-14	at New England	68,436
9/15	L	30-17	Oakland	62,260
9/29	W	16-13/OT	Cleveland	62,864
10/6	L	32-29	at New Orleans	67,734
10/13	W	34-7	at Cincinnati	63,900
10/21	W	28-10	Indianapolis	62,800
10/27	W	31-18	at Baltimore	69,638
11/3	W	23-20	at Cleveland	73,718
11/10	T	34-34/OT	Atlanta	62,779
11/17	L	31-23	at Tennessee	68,804
11/24	W	29-21	Cincinnati	60,473
12/1	W	25-23	at Jacksonville	55,260
12/8	L	24-6	Houston	58,551
12/15	W	30-14	Carolina	58,586
12/23	W	17-7	at Tampa Bay	65,684
12/29	W	34-31	Baltimore	61,961

TEAM STATISTICS

	Pittsburgh	Opponent
Total First Downs	343	279
Rushing	119	77
Passing	200	178
Penalty	24	24
3rd Down: Made/Att	94/223	98/225
3rd Down Pct.	42.2	43.6
4th Down: Made/Att	14/23	7/13
4th Down Pct.	60.9	53.8
Possession Avg.	32:47	27:13
Total Net Yards	5952	4835
Avg. Per Game	372.0	302.2
Total Plays	1097	982
Avg. Per Play	5.4	4.9
Net Yards Rushing	2120	1375
Avg. Per Game	132.5	85.9
Total Rushes	512	359
Net Yards Passing	3832	3460
Avg. Per Game	239.5	216.3
Sacked/Yards Lost	34/204	50/313
Gross Yards	4036	3773
Att./Completions	551/350	573/336
Completion Pct.	63.5	58.6
Had Intercepted	22	19
Punts/Average	63/41.0	77/40.3
Net Punting Avg.	33.2	35.0
Penalties/Yards	90/712	106/927
Fumbles/Ball Lost	26/14	22/17
Touchdowns	43	41
Rushing	15	16
Passing	26	19
Returns	2	6

SCORE BY PERIOD

	01	02	03	04	OT	Pts
Steelers	113	124	61	89	3	390
Opponents	79	73	86	107	0	345

PASSING

	Att	Cmp	Yds	Cmp%	TD	Int	Long	Sack/Lost	Rating
Maddox	377	234	2836	62.1	20	16	72t	26/148	85.2
Stewart	166	109	1155	65.7	6	6	64t	7/46	82.8
Randle El	8	7	45	87.5	0	0	25	1/10	90.1
Steelers	551	350	4036	63.5	26	22	72t	34/204	84.6
Opponents	573	336	3773	58.6	19	19	64	50/313	75.6

SCORING

	TD	Ru	Pa	Rt	PAT	FG	2Pt	Pts
Ward	12	0	12	0	0/0	0/0	3	78
Peterson	0	0	0	0	25/26	12/21	0	61
Reed	0	0	0	0	10/11	17/19	0	61
Bettis	9	9	0	0	0/0	0/0	0	54
Burress	7	0	7	0	0/0	0/0	1	44
Zereoue	4	4	0	0	0/0	0/0	0	24
Randle El	3	0	2	1	0/0	0/0	0	18
Mathis	2	0	2	0	0/0	0/0	0	12
Stewart	2	2	0	0	0/0	0/0	0	12
Kreider	1	0	1	0	0/0	0/0	1	8
Tuman	1	0	1	0	0/0	0/0	0	6
Scott	1	0	0	1	0/0	0/0	0	6
Bruener	1	0	1	0	0/0	0/0	0	6
Steelers	43	15	26	2	35/37	29/40	5	390
Opponents	41	16	19	6	37/38	20/26	0	345

Sacks: Porter 9.0, Gildon 9.0, Haggans 6.5, Smith 5.5, Bailey 5.5, Bell 4.0, Flowers 4.0, von Oethoffen 3.0, Hampton 2.0, Alexander 1.0, Logan 0.5, Stewart 0.5

Steelers: 50.0, Opponents: 34.0

2-Pt. Conversions: Steelers 5-6, Opponents 1-3

RUSHING

	No.	Yds	Avg	Long	TD
Zereoue	193	762	3.9	42	4
Bettis	187	666	3.6	41t	9
Stewart	43	191	4.4	28t	2
Ward	12	142	11.8	39	0
Randle El	19	134	7.1	24	0
Fuamatu-Ma'afala	23	115	5.0	17	0
Haynes	10	51	5.1	20	0
Maddox	19	43	2.3	21	0
Kreider	6	16	2.7	5	0
Steelers	512	2120	4.1	42	15
Opponents	359	1375	3.8	59t	16

RECEIVING

	No.	Yds	Avg	Long	TD
Ward	112	1329	11.9	72t	12
Burress	78	1325	17.0	62t	7
Randle El	47	489	10.4	36	2
Zereoue	42	341	8.1	54	0
Mathis	23	218	9.5	22	2
Kreider	18	122	6.8	15	1
Bruener	13	66	5.1	10	1
Bettis	7	57	8.1	15	0
Tuman	4	63	15.8	27	1
Haynes	3	10	3.3	7	0
Fuamatu-Ma'afala	2	12	6.0	6	0
Cushing	1	4	4.0	4	0
Steelers	350	4036	11.5	72t	26
Opponents	336	3773	11.2	64	19

INTERCEPTIONS

	No.	Yds	Avg	Long	TD
Porter	4	153	38.3	84	0
Alexander	4	37	9.3	25	0
Washington	3	51	17.0	28	0
Townsend	3	3	1.0	2	0
Flowers	2	31	15.5	25	0
Scott	2	30	15.0	30t	1
Logan	1	46	46.0	46	0
Steelers	19	351	18.5	84	1
Opponents	22	421	19.1	70t	2

PUNTING

	No.	Yds	Avg	Net	TB	In	Lg	B
Miller	55	2267	41.2	33.1	5	14	62	1
Rouen	7	316	45.1	38.7	1	1	55	0
Steelers	62	2583	41.6	33.2	6	15	62	1
Opponents	77	3102	40.3	35.0	6	17	63	1

PUNT RETURNS

	Ret	FC	Yds	Avg	Long	TD
Randle El	42	13	347	8.3	60	0
Colclough	1	0	13	13.0	13	0
Haynes	1	0	5	5.0	5	0
Steelers	44	13	365	8.3	60	0
Opponents	34	8	258	7.4	33	0

KICKOFF RETURNS

	No.	Yds	Avg	Long	TD
Randle El	32	733	22.9	99t	1
Mays	32	671	21.0	35	0
Poteat	5	103	20.6	25	0
Kreider	1	18	18.0	18	0
Bailey	1	12	12.0	12	0
Allred	1	7	7.0	7	0
Steelers	72	1544	21.4	99t	1
Opponents	78	1671	21.4	96t	1

FIELD GOALS

	1-19	20-29	30-39	40-49	50+
T. Peterson	1/1	2/3	6/10	3/7	0/0
J. Reed	0/0	5/5	5/5	6/7	1/2
Steelers	1/1	7/8	11/15	9/14	1/2
Opponents	0/0	7/7	2/3	11/15	0/1
Peterson: (39N) [46G] [196,276,248,316] [34G, 32WL,30G] [48SH] [34G] [436,41WR,286,42G] [34G, 40RU,34G,48B] [31WR,37WR]					
Reed: [33G,51SH,43G,45G] [25G,29G,30G,46G,33G,50G] [40G,31G,43SH] [36G,41G, 23G] [26G] [23G,48G]					
Opponents: [45G,28G,27G] [41G,45G,46WL,27G] [28G,28G,45SH] [40G,48G,31G,48G] [46SH] [46SH, 41G] [28G] [36G,40G,56B] [39WR,43G] [43G]					

• Team Record

2001 Final Regular-Season Statistics (Won 13, Lost 3)

FOOTBALL STAFF

2017 PLAYERS

2016 IN REVIEW

STEELERS HISTORY

RECORDS

SCHEDULE

Date	W-L	Score	Opponent	Attendance
9/9	L	21-3	at Jacksonville	63,785
9/30	W	20-3	at Buffalo	72,874
10/7	W	16-7	Cincinnati	62,335
10/14	W	20-17	at Kansas City	78,413
10/21	W	17-10	at Tampa Bay	65,588
10/29	W	34-7	Tennessee	63,763
11/4	L	13-10	Baltimore	62,906
11/11	W	15-12/OT	at Cleveland	73,218
11/18	W	20-7	Jacksonville	62,644
11/25	W	34-24	at Tennessee	68,801
12/2	W	21-16	Minnesota	62,661
12/9	W	18-7	N.Y. Jets	62,884
12/16	W	26-21	at Baltimore	69,506
12/23	W	47-14	Detroit	62,809
12/30	L	26-23/OT	at Cincinnati	63,751
1/6	W	28-7	Cleveland	59,189

TEAM STATISTICS

	Pittsburgh	Opponent
Total First Downs	314	254
Rushing	148	70
Passing	150	160
Penalty	16	24
3rd Down: Made/Att	106/232	68/199
3rd Down Pct.	45.7	34.2
4th Down: Made/Att	6/12	4/17
4th Down Pct.	50.0	23.5
Possession Avg.	34:10	25:50
Total Net Yards	5887	4137
Avg. Per Game	367.9	258.6
Total Plays	1065	919
Avg. Per Play	5.5	4.5
Net Yards Rushing	2774	1195
Avg. Per Game	173.4	74.7
Total Rushes	580	339
Net Yards Passing	3113	2942
Avg. Per Game	194.6	183.9
Sacked/Yards Lost	31/182	55/367
Gross Yards	3295	3309
Att./Completions	454/274	525/295
Completion Pct.	60.4	56.2
Had Intercepted	12	16
Punts/Average	63/41.4	87/42.3
Net Punting Avg.	63/34.6	87/36.3
Penalties/Yards	86/737	71/585
Fumbles/Ball Lost	28/9	27/12
Touchdowns	38	26
Rushing	17	5
Passing	16	19
Returns	5	2

SCORE BY PERIOD

	Q1	Q2	Q3	Q4	OT	Pts
Steelers	60	108	102	79	3	352
Opponents	33	81	13	82	3	212

PASSING

	Att	Cmp	Yds	Cmp%	TD	Int	Long	Sack/Lost	Rating
Stewart	442	266	3109	60.2	14	90t	29/175	81.7	
Maddox	9	7	154	77.8	1	1	57	1/4	116.2
Bettis	2	1	32	50.0	1	0	32t	0/0	135.4
Ward	1	0	0	0.0	0	0	0	1/3	39.6
Steelers	454	274	3295	60.4	16	12	90t	31/182	83.4
Opponents	525	295	3309	56.2	19	16	80t	55/367	74.5

SCORING

	TD	Ru	Pa	Rt	PAT	FG	2Pt	Pts
Brown	0	0	0	0	34/37	30/44	0	124
Burress	6	0	6	0	0/0	0/0	0	36
Stewart	5	5	0	0	0/0	0/0	0	30
Bettis	4	4	0	0	0/0	0/0	0	24
Fuamatu-Ma'afala	3	1	0	0	0/0	0/0	0	24
Ward	4	0	4	0	0/0	0/0	0	24
Edwards	2	1	0	1	0/0	0/0	0	12
Scott	2	0	0	2	0/0	0/0	0	12
Shaw	2	0	2	0	0/0	0/0	0	12
Zereoue	2	1	1	0	0/0	0/0	0	12
Bowers	1	1	0	0	0/0	0/0	0	6
Cushing	1	0	1	0	0/0	0/0	0	6
Gildon	1	0	0	1	0/0	0/0	0	6
Kreider	1	1	0	0	0/0	0/0	0	6
Maddox	1	1	0	0	0/0	0/0	0	6
Tuman	1	0	1	0	0/0	0/0	0	6
Washington	1	0	0	1	0/0	0/0	0	6
Steelers	38	17	16	5	34/37	30/44	0	352
Opponents	26	5	19	2	23/24	9/20	2	212

Sacks: Gildon 12.0, Bell 9.0, Porter 9.0, A. Smith 8.0, von Oelhoffen 4.0, Alexander 2.0, Bailey 2.0, Holmes 2.0, Logan 2.0, Townsend 2.0, Flowers 1.0, Hampton 1.0, Washington 1.0.
Steelers: 55.0, Opponents: 31.0
2-Pt. Conversions: Steelers 0-1, Opponents 1-2

RUSHING

	No.	Yds	Avg	Long	TD
Bettis	225	1072	4.8	48	4
Stewart	96	537	5.6	48	5
Fuamatu-Ma'afala	120	453	3.8	46	3
Zereoue	85	441	5.2	32	1
Bowers	18	84	4.7	21t	1
Ward	10	83	8.3	36	0
Kreider	7	29	4.1	12	1
Edwards	5	28	5.6	12t	1
Witman	5	24	4.8	14	0
Maddox	6	9	1.5	8	1
Martin	1	8	8.0	8	0
Steelers	578	2768	4.8	48t	17
Opponents	339	1195	3.5	36	5

RECEIVING

	No.	Yds	Avg	Long	TD
Ward	94	1003	10.7	34	4
Burress	66	1008	15.3	43	6
Shaw	24	409	17.0	90t	2
Edwards	19	283	14.9	57	0
Fuamatu-Ma'afala	16	127	7.9	54	1
Zereoue	13	154	11.8	62	1
Bruener	12	98	8.2	21	0
Bettis	8	48	6.0	16	0
Tuman	7	96	13.7	32t	1
Witman	6	32	5.3	12	0
Cushing	5	24	4.8	9	1
Kreider	2	5	2.5	5	0
Blackwell	1	8	8.0	8	0
Bowers	1	0	0.0	0	0
Steelers	274	3295	12.0	90t	16
Opponents	295	3309	11.2	80t	19

INTERCEPTIONS

	No.	Yds	Avg	Long	TD
Scott	5	204	40.8	62	2
Alexander	4	39	9.8	22	0
Townsend	2	7	3.5	7	0
Logan	2	2	1.0	2	0
Washington	1	15	15.0	15	0
Glancy	1	3	3.0	3	0
Gildon	1	0	0.0	0	0
Steelers	16	270	16.9	62	2
Opponents	12	101	8.4	39	0

PUNTING

	No.	Yds	Avg	Net	TB	In	Lg	B
Miller	59	2505	42.5	34.9	5	23	64	1
K. Brown	3	106	35.3	27.3	0	0	46	0
Steelers	62	2611	42.1	34.6	5	23	64	1
Opponents	87	3677	42.3	36.3	5	28	57	0

PUNT RETURNS

	Ret	FC	Yds	Avg	Long	TD
Poteat	36	14	292	8.1	39	0
Edwards	10	0	83	8.3	28	0
Shaw	4	1	45	11.3	23	0
Steelers	50	15	420	8.4	39	0
Opponents	28	14	334	11.9	62	0

KICKOFF RETURNS

	No.	Yds	Avg	Long	TD
Edwards	20	462	23.1	81	0
Poteat	16	250	15.6	30	0
Jackson	6	125	20.8	25	0
Blackwell	2	36	18.0	20	0
Logan	1	9	9.0	9	0
Shaw	1	2	2.0	2	0
Steelers	46	884	19.2	81	0
Opponents	73	1561	21.4	95t	1

FIELD GOALS

	1-19	20-29	30-39	40-49	50+
K. Brown	0/0	7/7	15/20	6/15	2/2
Steelers	0/0	7/7	15/20	6/15	2/2
Opponents	0/0	3/5	4/6	2/7	0/2
Brown:	[41G]	[33N,30G,52G]	[26G,42G,48G]	[42G,55G]	[35G]
Steelers:	[48N,42G,27G]	[38G,41N,33N,48N,35N]	[31G,27G,37G,37G,45N,32G]	[48G,28G]	[39G,47N,37G]
Opponents:	[40N]	[26G,33G,40N,44N,38G,20G]	[22G,33G,32N]	[48N,37G,38N,31G]	[38G]
Opponents:	[22N]	[49N,23G]	[51N]	[31G]	[48N]
	[25G,39G]	[40G]	[47N]	[49G]	[25G,38N]
	[51N]	[48N]	[48N]	[32N,28N,34G,31G]	

• Team Record

2000 Final Regular-Season Statistics (Won 9, Lost 7)

SCHEDULE				
Date	W-L	Score	Opponent	Attendance
9/3	L	16-0	Baltimore	55,049
9/17	L	23-20	at Cleveland	73,018
9/24	L	23-20	Tennessee	51,769
10/1	W	24-13	at Jacksonville	64,351
10/8	W	20-3	at N.Y. Jets	78,441
10/15	W	15-0	Cincinnati	54,328
10/22	W	22-0	Cleveland	57,659
10/29	W	9-6	at Baltimore	69,405
11/5	L	9-7	at Tennessee	68,498
11/12	L	26-23/OT	Philadelphia	56,702
11/19	L	34-24	Jacksonville	50,925
11/26	W	48-28	at Cincinnati	63,925
12/3	W	21-20	Oakland	55,811
12/10	L	30-10	at N.Y. Giants	78,164
12/16	W	24-3	Washington	58,183
12/24	W	34-21	at San Diego	50,809

SCORING										
	TD	Ru	Pa	Rt	PAT	FG	2Pt	Pts		
Brown	0	0	0	0	32/33	25/30	0	107		
Bettis	8	8	0	0	0/0	0/0	0	48		
Stewart	7	7	0	0	0/0	0/0	0	42		
Shaw	4	0	4	0	0/0	0/0	0	24		
Huntley	4	0	4	0	0/0	0/0	0	24		
Huntley	3	3	0	0	0/0	0/0	1	20		
Bruener	3	0	3	0	0/0	0/0	0	18		
Porter	1	0	0	1	0/0	0/0	0	8		
Blackwell	1	0	0	1	0/0	0/0	0	6		
Fuamatu-Ma'afala	1	0	0	0	0/0	0/0	0	6		
Gildon	1	0	0	1	0/0	0/0	0	6		
Hawkins	1	0	1	0	0/0	0/0	0	6		
Poteat	1	0	0	1	0/0	0/0	0	6		
Steelers	35	19	12	4	32/33	25/30	0	321		
Opponents	24	9	13	2	24/24	29/34	0	255		

INTERCEPTIONS					
	No.	Yds	Avg	Long	TD
Washington	5	59	11.8	31	0
Scott	5	49	9.8	33	0
Alexander	3	31	10.3	15	0
Codie	1	14	14.0	14	0
Kirkland	1	1	1.0	1	0
Flowers	1	0	0.0	0	0
Porter	1	0	0.0	0	0
Steelers	17	154	9.1	33	0
Opponents	10	150	15.0	63t	2

TEAM STATISTICS		
	Pittsburgh	Opponent
Total First Downs	283	252
Rushing	124	82
Passing	128	153
Penalty	31	17
3rd Down: Made/Att	86/229	78/222
3rd Down Pct.	37.6	35.1
4th Down: Made/Att	5/10	8/17
4th Down Pct.	50.0	47.1
Possession Avg.	31:27	28:33
Total Net Yards	4766	4713
Avg. Per Game	297.9	294.6
Total Plays	1009	985
Avg. Per Play	4.7	4.8
Net Yards Rushing	2248	1693
Avg. Per Game	140.5	105.8
Total Rushes	527	425
Net Yards Passing	2518	3020
Avg. Per Game	157.4	188.8
Sacked/Yards Lost	43/220	39/229
Gross Yards	2738	3249
Att./Completions	439/217	521/280
Completion Pct.	49.4	53.7
Had Intercepted	10	17
Punts/Average	91/43.3	84/43.3
Net Punting Avg.	91/37.5	84/35.5
Penalties/Yards	81/667	105/876
Fumbles/Ball Lost	24/11	25/18
Touchdowns	35	24
Rushing	19	9
Passing	12	13
Returns	4	2

SCORING										
	TD	Ru	Pa	Rt	PAT	FG	2Pt	Pts		
Brown	0	0	0	0	32/33	25/30	0	107		
Bettis	8	8	0	0	0/0	0/0	0	48		
Stewart	7	7	0	0	0/0	0/0	0	42		
Shaw	4	0	4	0	0/0	0/0	0	24		
Huntley	4	0	4	0	0/0	0/0	0	24		
Huntley	3	3	0	0	0/0	0/0	1	20		
Bruener	3	0	3	0	0/0	0/0	0	18		
Porter	1	0	0	1	0/0	0/0	0	8		
Blackwell	1	0	0	1	0/0	0/0	0	6		
Fuamatu-Ma'afala	1	0	0	0	0/0	0/0	0	6		
Gildon	1	0	0	1	0/0	0/0	0	6		
Hawkins	1	0	1	0	0/0	0/0	0	6		
Poteat	1	0	0	1	0/0	0/0	0	6		
Steelers	35	19	12	4	32/33	25/30	0	321		
Opponents	24	9	13	2	24/24	29/34	0	255		

Sacks: Gildon 13.5, Porter 10.5, A. Smith 4.0, Townsend 3.5, Alexander 1.5, Battles 1.0, Flowers 1.0, Holmes 1.0, von Oelhoffen 1.0, Vrabel 1.0, **Steelers: 39.0, Opponents: 43.0**

2-Pt. Conversions: **Steelers 1-2, Opponents 0-0**

RUSHING					
	No.	Yds	Avg	Long	TD
Bettis	355	1341	3.8	30	8
Stewart	78	436	5.6	45t	7
Huntley	46	215	4.7	30t	3
Fuamatu-Ma'afala	21	149	7.1	23	1
Ward	4	53	13.3	23	0
Kreider	2	24	12.0	22	0
Zereoue	6	14	2.3	11	0
Graham	8	7	0.9	7	0
Witman	3	5	1.7	2	0
Edwards	3	4	1.3	15	0
Miller	1	0	0.0	0	0
Steelers	527	2248	4.3	45t	19
Opponents	425	1693	4.0	46	9

RECEIVING					
	No.	Yds	Avg	Long	TD
Ward	48	672	14.0	77t	4
Shaw	40	672	16.8	45t	4
Burress	22	273	12.4	39	0
Hawkins	19	238	12.5	33	1
Edwards	18	215	11.9	27	0
Bruener	17	192	11.3	30t	3
Bettis	13	97	7.5	25	0
Fuamatu-Ma'afala	11	107	9.7	25	0
Huntley	10	91	9.1	19	0
Kreider	5	42	8.4	14	0
Witman	5	33	6.6	11	0
Cushing	4	17	4.3	5	0
Geason	3	66	22.0	36	0
Blackwell	2	23	11.5	14	0
Steelers	217	2738	12.6	77t	12
Opponents	280	3249	11.6	79	13

PUNTING					
	No.	Yds	Avg	Net TB	In Lg B
Miller	90	3944	43.8	37.5	8 34 67 1
Steelers	90	3944	43.8	37.5	8 34 67 1
Opponents	84	3641	43.3	35.5	8 29 65 0

PUNT RETURNS					
	Ret	FC	Yds	Avg	Long TD
Poteat	36	7	467	13.0	54 1
Hawkins	4	11	15	3.8	9 0
Shaw	2	1	17	8.5	10 0
Edwards	0	1	0	—	— 0
Steelers	42	20	499	11.9	54 1
Opponents	44	14	371	8.4	27 0

KICKOFF RETURNS					
	No.	Yds	Avg	Long	TD
Poteat	24	465	19.4	31	0
Edwards	15	298	19.9	37	0
Blackwell	10	281	28.1	98t	1
Ward	7	186	26.6	57	0
Kreider	1	0	0.0	0	0
Tuman	1	-1	-1.0	-1	0
Steelers	58	1221	21.1	98t	1
Opponents	69	1496	21.7	62	0

FIELD GOALS					
	1-19	20-29	30-39	40-49	50+
K. Brown	1/1	8/8	9/10	6/9	1/2
Steelers	1/1	8/8	9/10	6/9	1/2
Opponents	2/2	9/11	6/7	11/13	1/1
Brown: (45N) [416,316] [326,326,50N] [196] [436,296] [366,286] [446,206,316,266,336] [246] [386,526,406] [406,42N] [446,286] [326,36N,44N] [286] [326,286]					
Opponents: [236,266,336] [236,286,196] [246,406,406] [196,486] [298,406] [42N] [516,496] [216,24N,316,296] [266,456,38N,426,426] [366,336] [406,426,44N] [386,406,216] [326]					

• Team Record

SCORE BY PERIOD						
	Q1	Q2	Q3	Q4	OT	Pts
Steelers	58	99	67	97	0	321
Opponents	67	76	50	59	3	255

PASSING										
	Att	Cmp	Yds	Cmp%	TD	Int	Long	Sack/Lost	Rating	
Stewart	289	151	1860	52.2	11	8	45t	30/150	73.6	
Graham	148	66	878	44.6	1	1	77t	13/70	63.4	
Bettis	2	0	0	0.0	0	1	0	0/0	0.0	
Steelers	439	217	2738	49.4	12	10	77t	43/220	68.9	
Opponents	521	280	3249	53.7	13	17	79	39/229	67.6	

1999 Final Regular-Season Statistics (Won 6, Lost 10)

SCHEDULE

Date	W-L	Score	Opponent	Attendance
9/12	W	43-0	at Cleveland	73,138
9/19	W	23-20	at Baltimore	68,965
9/26	L	29-10	Seattle	57,881
10/3	L	17-3	Jacksonville	57,308
10/10	L	24-21	at Buffalo	71,038
10/17	W	17-3	at Cincinnati	59,669
10/25	W	13-9	Atlanta	58,141
11/7	W	27-6	at San Francisco	68,657
11/14	L	16-15	Cleveland	58,213
11/21	L	16-10	at Tennessee	66,619
11/28	L	27-20	Cincinnati	50,907
12/2	L	20-6	at Jacksonville	68,806
12/12	L	31-24	Baltimore	46,715
12/18	L	35-19	at Kansas City	78,697
12/26	W	30-20	Carolina	39,428
1/2	L	47-36	Tennessee	48,025

TEAM STATISTICS

	Pittsburgh	Opponent
Total First Downs	295	260
Rushing	111	92
Passing	159	142
Penalty	25	26
3rd Down: Made/Att	90/234	64/203
3rd Down Pct.	38.5	31.5
4th Down: Made/Att	7/24	8/16
4th Down Pct.	29.2	50.0
Possession Avg.	31:28	28:32
Total Net Yards	4874	4884
Avg. Per Game	304.6	305.3
Total Plays	1067	953
Avg. Per Play	4.6	5.1
Net Yards Rushing	1991	1958
Avg. Per Game	124.4	122.4
Total Rushes	495	451
Net Yards Passing	2883	2926
Avg. Per Game	180.2	182.9
Sacked/Yards Lost	37/235	39/241
Gross Yards	3118	3167
Att./Completions	535/301	463/245
Completion Pct.	56.3	52.9
Had Intercepted	18	14
Punts/Average	84/45.2	92/40.6
Net Punting Avg.	91/37.5	84/35.5
Penalties/Yards	119/945	101/813
Fumbles/Ball Lost	19/7	29/14
Touchdowns	35	36
Rushing	14	10
Passing	19	20
Returns	2	6

SCORE BY PERIOD

	Q1	Q2	Q3	Q4	OT	Pts
Steelers	102	72	60	83	0	317
Opponents	100	102	59	59	0	320

PASSING

	Att	Cmp	Yds	Cmp%	TD	Int	Long	Sack/Lost	Rating
Stewart	275	160	1464	58.2	6	10	42	22/131	64.9
Tomczak	258	139	1625	53.9	12	8	49	15/104	75.8
Bettis	1	1	21	100.0	1	0	21t	0/0	158.3
Gonzalez	1	1	8	100.0	0	0	8	0/0	100.0
Steelers	535	301	3118	56.3	19	18	49	37/235	71.1
Opponents	463	245	3167	52.9	20	14	88t	40/247	76.5

SCORING

	TD	Ru	Pa	Rt	PAT	FG	2Pt	Pts
Brown	0	0	0	0	30/31	25/29	0	105
Huntley	8	5	3	0	0/0	0/0	0	48
Ward	7	0	7	0	0/0	0/0	1	44
Bettis	7	7	0	0	0/0	0/0	0	44
Edwards	5	0	5	0	0/0	0/0	0	30
Shaw	3	0	3	0	0/0	0/0	0	18
Stewart	3	2	1	0	0/0	0/0	0	18
Davis	1	0	0	1	0/0	0/0	0	6
Porter	1	0	0	1	0/0	0/0	0	6
Steelers	35	14	19	2	30/31	25/29	1	317
Opponents	36	10	20	6	34/35	20/26	5	320

Sacks: Gildon 8.5, Emmons 6.0, Flowers 5.0, Roy 4.5, Oldham 3.0, Steed 3.0, Kirkland 2.0, Porter 2.0, Vrabel 2.0, L. Brown 1.0, Henry 1.0, Shields 1.0, **Steelers: 39.0, Opponents: 37.0**
2-Pt. Conversions: **Steelers 1-4, Opponents 0-1**

RUSHING

	No.	Yds	Avg	Long	TD
Bettis	299	1091	3.6	35	7
Huntley	93	567	6.1	52	5
Stewart	56	258	4.6	21	2
Zereoue	18	48	2.7	8	0
Tomczak	16	19	1.2	17	0
Witman	6	18	3.0	7	0
Fuamatu-Ma'afala	1	4	4.0	4	0
Ward	2	-2	-1.0	3	0
Gonzalez	2	-3	-1.5	-1	0
Miller	2	-9	-4.5	0	0
Steelers	495	1991	4.0	52	14
Opponents	451	1958	4.3	82t	10

RECEIVING

	No.	Yds	Avg	Long	TD
Edwards	61	714	11.7	41	5
Ward	61	638	10.5	42	7
Hawkins	30	285	9.5	23	0
Shaw	28	387	13.8	49	3
Huntley	27	253	9.4	25	3
Bettis	21	110	5.2	17	0
Blackwell	20	186	9.3	26	0
Bruener	18	176	9.8	29	0
Witman	12	106	8.8	38	0
Stewart	9	113	12.6	28	1
Lyons	8	81	10.1	25	0
Cline	4	45	11.3	30	0
Cushing	2	29	14.5	22	0
Johnson	2	23	11.5	18	0
Zereoue	2	17	8.5	14	0
Steelers	301	3118	10.4	49	19
Opponents	245	3167	12.9	88	20

INTERCEPTIONS

	No.	Yds	Avg	Long	TD
Shields	4	75	18.8	25	0
Washington	4	1	0.3	1	0
Kirkland	1	23	23.0	23	0
Emmons	1	22	22.0	22	0
Scott	1	16	16.0	16	0
Oldham	1	9	9.0	9	0
Royce	1	2	2.0	2	0
Davis	1	1	1.0	1	0
Steelers	14	149	10.6	25	0
Opponents	18	304	16.9	58t	3

PUNTING

	No.	Yds	Avg	Net	TB	In	Lg	B
Miller	84	3795	45.2	38.1	10	27	75	0
Steelers	84	3795	45.2	38.1	10	27	75	0
Opponents	92	3737	40.6	34.3	10	32	78	0

PUNT RETURNS

	Ret	FC	Yds	Avg	Long	TD
Edwards	25	4	234	9.4	48	0
Hawkins	11	6	49	4.5	14	0
Shaw	4	3	53	13.3	17	0
Blackwell	1	1	39	39.0	39	0
Ward	1	0	2	2.0	2	0
Steelers	42	14	377	9.0	48	0
Opponents	39	13	392	10.1	94t	1

KICKOFF RETURNS

	No.	Yds	Avg	Long	TD
Huntley	15	336	22.4	41	0
Blackwell	14	282	20.1	37	0
Edwards	13	234	18.0	44	0
Zereoue	7	169	24.1	35	0
Lyons	3	42	14.0	17	0
Cline LG	2	8	4.0	8	0
Cline TM	2	8	4.0	8	0
Fuamatu-Ma'afala	1	9	9.0	9	0
Vrabel	1	6	6.0	6	0
Ward	1	24	24.0	24	0
Steelers	57	1,110	19.5	44	0
Opponents	67	1,209	18.0	75	0

FIELD GOALS

	1-19	20-29	30-39	40-49	50+
K. Brown	2/2	5/5	9/10	8/11	1/1
Steelers	2/2	5/5	9/10	8/11	1/1
Opponents	2/2	8/9	4/6	5/8	1/1

K. Brown: [196,286,196][326,286,366][336][486][436][516,256][286,386,316][416,326,476][44N,246][356,336][406,386][316,46N][426,498,476][466]
Opponents: [456,286][456,516,416,266,30N,386][276,416][296,36N][376,41N][47N][196,206,49N][396][296]

1998 Final Regular-Season Statistics (Won 7, Lost 9)

SCHEDULE

Date	W-L	Score	Opponent	Attendance
9/6	W	20-13	at Baltimore	68,847
9/13	W	17-12	Chicago	59,084
9/20	L	21-0	at Miami	73,948
9/27	W	13-10	Seattle	58,413
10/11	L	25-20	at Cincinnati	59,979
10/18	W	16-6	Baltimore	58,620
10/26	W	20-13	at Kansas City	79,431
11/1	L	41-31	Tennessee	58,222
11/9	W	27-20	Green Bay	60,507
11/15	L	23-14	at Tennessee	41,104
11/22	W	30-15	Jacksonville	59,124
11/26	L	19-16/OT	at Detroit	78,139
12/6	L	23-9	New England	58,632
12/13	L	16-3	at Tampa Bay	65,335
12/20	L	25-24	Cincinnati	52,017
12/28	L	21-3	at Jacksonville	74,143

TEAM STATISTICS

	Pittsburgh	Opponent
Total First Downs	268	266
Rushing	106	88
Passing	135	155
Penalty	27	23
3rd Down: Made/Att	87/224	89/236
3rd Down Pct.	38.8	37.7
4th Down: Made/Att	3/15	8/18
4th Down Pct.	20.0	44.4
Possession Avg.	30:20	29:40
Total Net Yards	4586	4963
Avg. Per Game	286.6	310.2
Total Plays	1014	1002
Avg. Per Play	4.5	5.0
Net Yards Rushing	2034	1642
Avg. Per Game	127.1	102.6
Total Rushes	490	479
Net Yards Passing	2552	3321
Avg. Per Game	159.5	207.6
Sacked/Yards Lost	35/229	41/238
Gross Yards	2781	3559
Att./Completions	489/224	482/268
Completion Pct.	56.0	55.6
Had Intercepted	20	16
Punts/Average	82/43.5	76/45.8
Net Punting Avg.	82/36.8	76/38.9
Penalties/Yards	79/691	106/854
Fumbles/Ball Lost	18/12	28/13
Touchdowns	26	30
Rushing	8	8
Passing	13	17
Returns	5	5

SCORE BY PERIOD

	01	02	03	04	OT	Pts
Steelers	40	86	70	67	0	263
Opponents	24	112	63	101	3	303

PASSING

	Att	Cmp	Yds	Cmp%	TD	Int	Long	Sack/Lost	Rating
Stewart	458	252	2560	55.0	11	18	55t	33/211	62.9
Tomczak	30	21	204	70.0	2	2	42	2/18	83.2
Ward	1	1	17	100.0	0	0	17	0/0	118.8
Steelers	489	274	2781	56.0	13	20	55t	35/229	64.3
Opponents	482	268	3559	55.6	17	16	86t	41/238	77.1

SCORING

	TD	Ru	Pa	Rt	PAT	FG	2Pt	Pts
N. Johnson	0	0	0	0	0	21	26/31	0 99
C. Johnson	7	0	0	0	0	0	0	2 46
Bettis	3	3	0	0	0	0	0	0 18
Fuamatu-Ma'afala	3	2	1	0	0	0	0	0 18
Bruener	2	0	2	0	0	0	0	0 12
Stewart	2	2	0	0	0	0	0	0 12
Washington	2	0	0	2	0	0	0	0 12
Blackwell	1	0	1	0	0	0	0	1 8
Coleman	1	0	1	0	0	0	0	0 6
Hawkins	1	0	1	0	0	0	0	0 6
Huntley	1	1	0	0	0	0	0	0 6
Lake	1	0	0	1	0	0	0	0 6
McAfee	1	0	0	1	0	0	0	0 6
Oldham	1	0	0	1	0	0	0	0 6
George	0	0	0	0	2/2	0/1	0	2
Steelers	26	8	13	5	23/23	26/32	3	263
Opponents	30	8	17	5	23/24	32/41	0	303

Sacks: Gildon 11.0, Henry 4.0, Emmons 3.5, Harrison 3.5, Royle 3.5, D. Jones 3.0, Kirkland 2.5, Vrabel 2.5, Gibson 2.0, Holmes 1.5, Flowers 1.0, Lake 1.0, Steed 1.0, Oldham 0.5, Perry 0.5, **Steelers: 41.0, Opponents: 35.0**

2-Pt. Conversions: Steelers 3-3, Opponents 2-6

RUSHING

	No.	Yds	Avg	Long	TD
Bettis	316	1185	3.8	42	3
Stewart	81	406	5.0	56	2
Huntley	55	242	4.4	48	1
McAfee	18	111	6.2	14	0
Hawkins	10	41	4.1	14	0
Fuamatu-Ma'afala	7	30	4.3	10t	2
Ward	1	13	13.0	13	0
C. Johnson	1	4	4.0	4	0
Witman	1	2	2.0	2	0
Steelers	490	2034	4.2	56	8
Opponents	479	1642	3.4	37t	8

RECEIVING

	No.	Yds	Avg	Long	TD
Hawkins	66	751	11.4	53	1
C. Johnson	65	815	12.5	55t	7
Blackwell	32	297	9.3	24t	1
Bruener	19	157	8.3	20	2
Bettis	16	90	5.6	26	0
Ward	15	246	16.4	45	0
Witman	13	74	5.7	15	0
Dunn	9	87	9.7	24	0
Fuamatu-Ma'afala	9	84	9.3	26t	1
Lester	9	46	5.1	9	0
McAfee	9	27	3.0	11	0
Coleman	4	49	12.3	13t	1
Lyons	3	19	6.3	11	0
Huntley	3	18	6.0	7	0
Stewart	1	17	17.0	17	0
Bishop	1	4	4.0	4	0
Steelers	274	2781	10.1	55t	13
Opponents	268	3559	13.3	86t	17

INTERCEPTIONS

	No.	Yds	Avg	Long	TD
Washington	5	178	35.6	78t	2
Lake	4	33	8.3	27	1
Perry	2	69	34.5	40	0
Holmes	1	36	36.0	36	0
Oldham	1	14	14.0	14	0
Emmons	1	2	2.0	2	0
Flowers	1	2	2.0	2	0
Kirkland	1	1	1.0	1	0
Steelers	16	335	20.9	78t	3
Opponents	20	169	8.5	33	2

PUNTING

	No.	Yds	Avg	Net	TB	In	Lg	B
Miller	81	3530	43.6	36.8	12	34	73	0
Stewart	1	35.0	35.0	35.0	0	1	35	0
Steelers	82	3565	43.5	36.8	12	35	73	0
Opponents	76	3482	45.8	38.9	13	22	71	1

PUNT RETURNS

	Ret	FC	Yds	Avg	Long	TD
Hawkins	15	8	175	11.7	47	0
Coleman	10	3	53	5.3	12	0
Arnold	4	1	19	4.8	8	0
Blackwell	4	4	22	5.5	13	0
Steelers	33	16	269	8.2	47	0
Opponents	30	18	310	10.3	46	0

KICKOFF RETURNS

	No.	Yds	Avg	Long	TD
Dunn	21	525	25.0	44	0
Blackwell	20	382	19.1	43	0
Huntley	6	119	19.8	26	0
Arnold	3	78	26.0	31	0
Lyons	2	-4	-2.0	6	0
Gibson	1	9	9.0	9	0
McAfee	1	10	10.0	25	0
Royle	1	0	0.0	0	0
Steelers	55	1112	20.2	44	0
Opponents	64	1212	18.9	53	0

FIELD GOALS

	1-19	20-29	30-39	40-49	50+
N. Johnson	0/0	10/10	5/5	11/14	0/2
George	0/0	0/0	0/1	0/0	0/0
Steelers	0/0	10/10	5/6	11/14	0/2
Opponents	1/1	9/9	9/10	12/17	1/4
N. Johnson:	[27G,49G][49G][47B][33G,42N,25G][40G,40G][41G,42G,40G][34G,22G][52N][45G,21G][38G,29G,41G][30G,38G,53N,25G][49G,26G,43G][27G][22G][47N,24G]				
George:	[36B]				
Opponents:	[41G,42N,42N,45N,25G][19G,36G][47G,52N][44G,48G][41G,40G][20G,28G][43G,32G][51N,42G,37G][46G,24G,22G][45G,51G,43N,35G,42G][21G,29G,35G][39G,37G,33B,21G][33G,37G,43G,53N,46N,21G]				

1997 Final Regular-Season Statistics (Won 11, Lost 5)

SCHEDULE

Date	W-L	Score	Opponent	Attendance
8/31	L	37-7	Dallas	60,396
9/7	W	14-13	Washington	58,059
9/22	L	30-21	at Jacksonville	73,016
9/28	W	37-24	Tennessee	57,507
10/5	W	42-34	at Baltimore	64,421
10/12	W	24-22	Indianapolis	57,925
10/19	W	26-10	at Cincinnati	60,020
10/26	W	23-17/OT	Jacksonville	57,011
11/3	L	13-10	at Kansas City	78,301
11/9	W	37-0	Baltimore	56,669
11/16	W	20-3	Cincinnati	55,226
11/23	L	23-20	at Philadelphia	67,166
11/30	W	26-20/OT	at Arizona	66,341
12/7	W	35-24	Denver	59,739
12/13	W	24-21/OT	at New England	60,013
12/21	L	16-6	at Tennessee	50,677

TEAM STATISTICS

	Pittsburgh	Opponent
Total First Downs	326	285
Rushing	154	82
Passing	157	177
Penalty	15	26
3rd Down: Made/Att	98/216	102/228
3rd Down Pct.	44.7	44.7
4th Down: Made/Att	11/18	7/13
4th Down Pct.	61.1	53.8
Possession Avg.	32:05	27:55
Total Net Yards	5542	4705
Avg. Per Game	346.4	294.1
Total Plays	1058	1005
Avg. Per Play	5.2	4.7
Net Yards Rushing	2479	1318
Avg. Per Game	154.9	82.4
Total Rushes	572	403
Net Yards Passing	3063	3387
Avg. Per Game	191.4	211.7
Sacked/Yards Lost	20/152	48/294
Gross Yards	3215	3681
Att./Completions	466/253	554/295
Completion Pct.	54.3	53.2
Had Intercepted	19	20
Punts/Average	64/42.6	66/42.5
Net Punting Avg.	64/35.0	66/37.9
Penalties/Yards	95/881	90/708
Fumbles/Ball Lost	25/14	26/14
Touchdowns	44	31
Rushing	19	5
Passing	22	24
Returns	3	2

SCORE BY PERIOD

	Q1	Q2	Q3	Q4	OT	Pts
Steelers	67	98	86	106	15	372
Opponents	69	106	65	67	0	307

PASSING

	Att	Cmp	Yds	Cmp%	TD	Int	Long	Sack/Lost	Rating
Stewart	440	236	3020	53.6	21	17	69t	20/152	75.2
Tomczak	24	16	185	66.7	1	2	28t	0/0	68.9
Quinn	2	1	10	50.0	0	0	10	0/0	64.6
Steelers	466	253	3215	54.3	22	19	69t	20/152	74.8
Opponents	554	295	3681	53.2	24	20	55	48/294	73.5

SCORING

	TD	Ru	Pa	Rt	PAT	FG	2Pt	Pts
N. Johnson	0	0	0	0	0	40/40	22/25	0 106
Stewart	11	11	0	0	0	0/0	0/0	6 66
Bettis	9	7	2	0	0	0/0	0/0	0 54
Thigpen	7	0	7	0	0	0/0	0/0	1 44
Bruener	6	0	6	0	0	0/0	0/0	0 36
Hawkins	3	0	3	0	0	0/0	0/0	0 18
Blackwell	2	0	1	1	0	0/0	0/0	0 12
C. Johnson	2	0	2	0	0	0/0	0/0	0 12
Jones	2	1	1	0	0	0/0	0/0	0 12
Gildon	1	0	0	1	0	0/0	0/0	0 6
Lake	1	0	0	1	0	0/0	0/0	0 6
Steelers	44	19	22	3	40/40	22/25	1	372
Opponents	31	5	24	2	28/28	29/35	1	307

Sacks: Lake 6.0, Gildon 5.0, Kirkland 5.0, Henry 4.5, Conley 4.0, Harrison 4.0, Holmes 4.0, Oldham 4.0, Lloyd 3.5, Bell 1.5, Vrabel 1.5, Fuller 1.0, Gibson 1.0, Perry 1.0, Royce 1.0, Steed 1.0, Steelers: 48.0, Opponents: 20.0
2-Pt. Conversions: Steelers 1-2, Opponents 2-3

RUSHING

	No.	Yds	Avg	Long	TD
Bettis	375	1665	4.4	34	7
Stewart	88	476	5.4	74t	11
Jones	72	235	3.3	32	1
McAfee	13	41	3.2	9	0
Hawkins	5	17	3.4	11	0
Blackwell	2	14	7.0	11	0
Tomczak	7	13	1.9	17	0
Witman	5	11	2.2	4	0
Lester	2	9	4.5	6	0
Thigpen	1	3	3.0	3	0
Marsh	1	2	2.0	2	0
Miller	1	-7	-7.0	-7	0
Steelers	572	2479	4.3	74t	19
Opponents	403	1318	3.3	47	5

RECEIVING

	No.	Yds	Avg	Long	TD
Thigpen	79	1398	17.7	69t	7
C. Johnson	46	568	12.3	49	2
Hawkins	45	555	12.3	44t	3
Bruener	18	117	6.5	18t	6
Jones	16	96	6.0	25	1
Bettis	15	110	7.3	19t	2
Blackwell	12	168	14.0	46	1
Lester	10	51	5.1	14	0
Lyons	4	29	7.3	13	0
McAfee	2	44	22.0	30	0
Marsh	2	14	7.0	8	0
Adams	1	39	39.0	39	0
Sadowski	1	12	12.0	12	0
Botkin	1	11	11.0	11	0
Witman	1	3	3.0	3	0
Steelers	253	3215	12.7	69t	22
Opponents	295	3681	12.5	55	24

INTERCEPTIONS

	No.	Yds	Avg	Long	TD
Woodford	4	91	22.8	34	0
Perry	4	77	19.3	42	0
Lake	3	16	5.3	11	0
Oldham	2	16	8.0	8	0
Kirkland	2	14	7.0	11	0
Scott	2	-4	-2.0	0	0
Henry	1	36	36.0	36	0
Bell	1	10	10.0	7	0
Conley	1	-3	-3.0	3	0
Steelers	20	253	12.7	42	0
Opponents	19	270	14.2	43	0

PUNTING

	No.	Yds	Avg	Net	TB	In	Lg	B
Miller	64	2729	42.6	35.0	11	17	72	0
Steelers	64	2729	42.6	35.0	11	17	72	0
Opponents	66	2804	42.5	37.9	4	17	59	0

PUNT RETURNS

	Ret	FC	Yds	Avg	Long	TD
Blackwell	23	6	149	6.5	15	0
Coleman	5	2	5	1.0	5	0
Hawkins	4	2	68	17.0	30	0
Steelers	32	10	222	6.9	30	0
Opponents	23	6	271	11.8	38	0

KICKOFF RETURNS

	No.	Yds	Avg	Long	TD
Blackwell	32	791	24.7	97t	1
Coleman	24	487	20.3	28	0
Adams	10	215	21.5	31	0
Vrabel	1	0	0.0	0	0
Witman	1	10	10.0	10	0
Steelers	67	1493	22.3	97t	1
Opponents	74	1556	21.0	97t	1

FIELD GOALS

	1-19	20-29	30-39	40-49	50+
N. Johnson	1/1	6/6	8/8	6/8	1/2
Steelers	1/1	6/6	8/8	6/8	1/2
Opponents	1/1	13/14	11/12	3/6	1/2
N. Johnson: [40B][46N,48G,25G,44G][23G][43G,32G][19G][27G][52G,22G,39G][34G,25G][46G,40G][40G,39G][51N][36G,34G,31G][23G,36G]					
Opponents: [53G,24G,28G][37G,28G][29N,20G,45G,38N,27G][43N,37G,47G,28G][34G][37G,27G,35G,42N][33G][20G][35G,44G][25G][23G,35G,25G][32G,19G,46N][35G,53N][34G,29G,26G]					

1996 Final Regular-Season Statistics (Won 10, Lost 6)

SCHEDULE

Date	W-L	Score	Opponent	Attendance
9/1	L	24-9	at Jacksonville	70,211
9/8	W	31-17	Baltimore	57,241
9/16	W	24-6	Buffalo	59,002
9/29	W	30-16	Houston	58,608
10/7	W	17-7	at Kansas City	79,189
10/13	W	20-10	Cincinnati	58,875
10/20	L	23-13	at Houston	50,337
10/27	W	20-17	at Atlanta	58,760
11/3	W	42-6	St. Louis	58,148
11/10	L	34-24	at Cincinnati	57,265
11/17	W	28-3	Jacksonville	58,879
11/25	W	24-17	at Miami	73,489
12/1	L	31-17	at Baltimore	51,822
12/8	W	16-3	San Diego	56,368
12/15	L	25-15	San Francisco	59,823
12/22	L	18-14	at Carolina	72,217

TEAM STATISTICS

	Pittsburgh	Opponent
Total First Downs	296	286
Rushing	138	80
Passing	146	174
Penalty	12	32
3rd Down: Made/Att	84/208	77/213
3rd Down Pct.	40.4	36.2
4th Down: Made/Att	4/10	4/11
4th Down Pct.	40.0	36.4
Possession Avg.	30:08	29:52
Total Net Yards	5140	4362
Avg. Per Game	321.3	272.6
Total Plays	1002	1009
Avg. Per Play	5.1	4.3
Net Yards Rushing	2299	1415
Avg. Per Game	143.7	88.4
Total Rushes	525	411
Net Yards Passing	2841	2947
Avg. Per Game	177.6	184.2
Sacked/Yards Lost	21/149	51/369
Gross Yards	2990	3316
Att./Completions	456/246	547/322
Completion Pct.	53.9	58.9
Had Intercepted	19	23
Punts/Average	72/40.7	86/43.8
Net Punting Avg.	72/33.7	86/38.1
Penalties/Yards	84/665	97/746
Fumbles/Ball Lost	27/14	28/17
Touchdowns	39	27
Rushing	18	7
Passing	15	17
Returns	6	3

SCORE BY PERIOD

	Q1	Q2	Q3	Q4	OT	Pts
Steelers	84	115	92	53	0	344
Opponents	67	85	42	63	0	257

PASSING

	Att	Cmp	Yds	Cmp%	TD	Int	Long	Sack/Lost	Rating
Tomczak	401	222	2767	55.4	15	17	70t	16/105	21.8
Stewart	30	11	100	36.7	0	2	15	3/37	18.8
Miller	25	13	123	52.0	0	0	17	2/7	65.9
Steelers	456	246	2990	53.9	15	19	70t	21/149	68.0
Opponents	547	322	3316	58.9	17	23	53	51/369	69.2

SCORING

	TD	Ru	Pa	Rt	PAT	FG	2Pt	Pts
N. Johnson	0	0	0	0	37/37	23/30	0	106
Bettis	11	11	0	0	0/0	0/0	0	66
Stewart	8	5	3	0	0/0	0/0	0	48
Hastings	6	0	6	0	0/0	0/0	0	36
C. Johnson	3	0	3	0	0/0	0/0	1	20
Lake	2	0	2	0/0	0/0	0	12	
Pegram	2	1	0	1	0/0	0/0	0	12
Thigpen	1	0	0	1	0/0	0/0	0	12
Woodson	2	0	0	2	0/0	0/0	0	12
Lester	1	1	0	0	0/0	0/0	0	6
Mills	1	0	1	0	0/0	0/0	0	6
Perry	1	0	0	1	0/0	0/0	0	6
Bruener	0	0	0	0	0/0	0/0	1	2
Steelers	39	18	15	6	37/37	23/30	3	244
Opponents	27	7	17	3	26/26	21/26	3	157

Sacks: Brown 13.0, Gildon 7.0, Kirkland 4.0, Buckner 3.0, Gibson 2.5, Emmons 2.5, Lake 2.0, Bell 2.0, Ravotti 2.0, Oldham 2.0, Henry 1.5, Perry 1.0, Williams 1.0, Woodson 1.0, Johnson 1.0, Jones 1.0, Holmes 1.0, Lloyd 1.0, Raybon 1.0, Olsavsky 0.5, TM 1.0.

Steelers: 51.0, Opponents: 21.0

2-Pt. Conversions: Steelers 2-2, Opponents 0-1

RUSHING

	No.	Yds	Avg	Long	TD
Bettis	320	1431	4.5	50t	11
Pegram	97	509	5.2	27	1
Stewart	39	171	4.4	80t	5
Hastings	4	71	17.8	37	0
Witman	17	69	4.1	15	0
Mills	2	24	12.0	15	0
Lester	8	20	2.5	5t	1
McAfee	7	17	2.4	5	0
Richardson	5	17	3.4	8	0
Arnold	1	-3	-3.0	-3	0
Miller	2	-4	-2.0	0	0
Tomczak	22	-7	-0.3	6	0
Edge	1	-16	-16.0	-16	0
Steelers	525	2299	4.4	80t	18
Opponents	411	1415	3.4	33t	7

RECEIVING

	No.	Yds	Avg	Long	TD
Hastings	72	739	10.3	38	6
C. Johnson	60	1008	16.8	70t	3
Bettis	22	122	5.5	16	0
Stewart	17	293	17.2	48	3
Pegram	17	112	6.6	14	0
Thigpen	12	244	20.3	39	2
Bruener	12	141	11.8	36	0
Mills	7	92	13.1	22	1
Lester	7	70	10.0	19	0
Arnold	6	76	12.7	26	0
McAfee	5	21	4.2	9	0
Botkin	4	36	9.0	17	0
Witman	2	15	7.5	11	0
Hayes	2	14	7.0	7	0
Holliday	1	7	7.0	7	0
Steelers	246	2990	12.2	70t	15
Opponents	322	3316	10.3	53	17

INTERCEPTIONS

	No.	Yds	Avg	Long	TD
Woodson	6	121	20.2	43t	1
Perry	5	115	23.0	28	1
Kirkland	4	12	3.0	6	0
Brown	2	20	10.0	16	0
Figures	2	13	6.5	13	0
Lake	1	47	47.0	47t	1
Olsavsky	1	5	5.0	5	0
Williams	1	1	1.0	1	0
Fuller	1	0	0.0	0	0
Steelers	23	334	14.5	47t	3
Opponents	19	234	12.3	61t	2

PUNTING

	No.	Yds	Avg	Net	TB	In	Lg	B
Miller	55	2256	41.0	33.6	8	18	61	0
Edge	17	675	39.7	34.1	3	7	48	0
Steelers	72	2931	40.7	33.7	11	25	61	0
Opponents	19	234	12.3	12	25	64	0	0

PUNT RETURNS

	Ret	FC	Yds	Avg	Long	TD
Hastings	37	12	242	6.5	33	0
Arnold	2	0	6	3.0	5	0
Jones	1	0	3	3.0	3	0
Steelers	40	12	250	6.3	33	0
Opponents	32	15	284	8.9	46	0

KICKOFF RETURNS

	No.	Yds	Avg	Long	TD
Arnold	19	425	22.4	30	0
Pegram	17	419	24.6	91t	1
Mills	8	146	18.3	27	0
Johnson	6	111	18.5	31	0
Hastings	1	42	42.0	42	0
Perry	1	8	8.0	8	0
Witman	1	20	20.0	20	0
Steelers	53	1171	22.1	91t	1
Opponents	69	1509	21.9	90t	1

FIELD GOALS

	1-19	20-29	30-39	40-49	50+
N. Johnson	0/0	10/12	8/10	5/7	0/1
Steelers	0/0	10/12	8/10	5/7	0/1
Opponents	1/1	7/7	6/7	6/9	1/2

Johnson: [486,296,236][356][306,378,248]
 [336,366,366][216,326,288,436][336,226][266,388,296][276,206][466,428][518][476,478]
 [226][496,396,216]

Opponents: [526][296][316,456][478]
 [438][196][226,326,486][416][256,276]
 [326,346][406][568,416,488][406][256]
 [398,226][356,306,296]

1995 Final Regular-Season Statistics (Won 11, Lost 5)

SCHEDULE

Date	W-L	Score	Opponent	Attendance
9/3	W	23-20	Detroit	58,002
9/10	W	34-17	at Houston	44,122
9/18	L	23-10	at Miami	72,874
9/24	L	44-24	Minnesota	57,853
10/1	W	31-16	San Diego	57,012
10/8	L	20-16	at Jacksonville	72,042
10/19	L	27-9	Cincinnati	56,684
10/29	W	24-7	Jacksonville	54,516
11/5	W	37-34/OT	at Chicago	61,838
11/13	W	20-3	Cleveland	58,675
11/19	W	49-31	at Cincinnati	54,636
11/26	W	20-17	at Cleveland	67,269
12/2	W	21-7	Houston	56,013
12/10	W	29-10	at Oakland	53,516
12/16	W	41-27	New England	57,158
12/24	L	24-19	at Green Bay	60,649

TEAM STATISTICS

	Pittsburgh	Opponent
Total First Downs	344	272
Rushing	117	67
Passing	193	181
Penalty	34	24
3rd Down: Made/Att	97/230	68/202
3rd Down Pct.	42.2	33.7
4th Down: Made/Att	11/20	8/13
4th Down Pct.	55.0	61.5
Possession Avg.	32:36	27:24
Total Net Yards	5769	4561
Avg. Per Game	360.6	285.1
Total Plays	1110	943
Avg. Per Play	5.2	4.8
Net Yards Rushing	1852	1321
Avg. Per Game	115.8	82.6
Total Rushes	494	370
Net Yards Passing	3917	3240
Avg. Per Game	244.8	202.5
Sacked/Yards Lost	24/176	42/272
Gross Yards	4093	3512
Att./Completions	592/348	531/314
Completion Pct.	58.8	59.1
Had Intercepted	21	22
Punts/Average	59/40.1	85/43.3
Net Punting Avg.	59/33.3	85/36.3
Penalties/Yards	109/839	101/931
Fumbles/Ball Lost	24/13	30/12
Touchdowns	44	37
Rushing	17	9
Passing	21	24
Returns	6	4

SCORE BY PERIOD

	Q1	Q2	Q3	Q4	OT	Pts
Steelers	72	137	60	135	3	407
Opponents	33	124	109	61	0	327

PASSING

	Att	Cmp	Yds	Cmp%	TD	Int	Long	Sack/Lost	Rating
O'Donnell	416	246	2970	59.1	17	7	71t	15/126	87.7
Tomczak	113	65	666	57.5	1	9	29	6/42	44.3
Miller	56	32	397	57.1	2	5	42t	2/8	53.9
Stewart	7	5	60	71.4	1	0	32	0/0	136.9
Steelers	592	348	4093	58.8	21	21	71t	24/176	76.9
Opponents	531	314	3512	59.1	24	22	76t	42/272	76.7

SCORING

	TD	Ru	Pa	Rt	PAT	FG	2Pt	Pts
N. Johnson	0	0	0	0	39/39	34t/41	0	141t
Morris	9	9	0	0	0/0	0/0	0	54
Mills	8	0	8	0	0/0	0/0	0	48
Pegram	6	5	1	0	0/0	0/0	0	38
Thigpen	5	0	5	0	0/0	0/0	1	30
Bruener	3	0	3	0	0/0	0/0	0	18
Hastings	2	0	1	1	0/0	0/0	0	12
Stewart	2	1	1	0	0/0	0/0	0	12
Avery	1	0	1	0	0/0	0/0	0	6
Buckner	1	0	0	1	0/0	0/0	0	6
Lake	1	0	0	1	0/0	0/0	0	6
Lester	1	1	0	0	0/0	0/0	0	6
Mays	1	0	0	1	0/0	0/0	0	6
McAfee	1	1	0	0	0/0	0/0	0	6
Oldham	1	0	0	1	0/0	0/0	0	6
J. Williams	1	0	1	0	0/0	0/0	0	6
W. Williams	1	0	0	1	0/0	0/0	0	6
Steelers	44	17	21	6	39/39	34/41	1	407
Opponents	37	9	24	4	34/34	23/25	0	327

Sacks: Greene 9.0, Seals 8.5, Lloyd 6.5, Brown 5.5, Buckner 3.0, Gildon 3.0, Henry 2.0, Lake 1.5, Kirkland 1.0, Olsavsky 1.0, Steed 1.0, **Steelers: 42.0, Opponents: 24.0**

2-Pt. Conversions: Steelers 1-5, Opponents 1-3

RUSHING

	No.	Yds	Avg	Long	TD
Pegram	213	813	3.8	38	5
Morris	148	559	3.8	30t	9
McAfee	39	156	4.0	22t	1
J. Williams	29	110	3.8	31	1
Stewart	15	86	5.7	22t	1
O'Donnell	24	45	1.9	14	0
Mills	5	39	7.8	20	0
Tomczak	11	25	2.3	11	0
Hastings	1	14	14.0	14	0
Lester	5	9	1.8	3	1
Avery	1	3	3.0	3	0
Miller	1	2	2.0	2	0
Thigpen	1	1	1.0	1	0
C. Johnson	1	-10	-10.0	-10	0
Steelers	494	1852	3.7	38	17
Opponents	370	1321	3.6	58t	9

RECEIVING

	No.	Yds	Avg	Long	TD
Thigpen	85	1307	15.4	43	5
Hastings	48	502	10.5	36	1
Mills	39	679	17.4	62t	8
C. Johnson	38	432	11.4	33	0
Bruener	26	238	9.2	29	3
Pegram	26	206	7.9	22	1
J. Williams	24	127	5.3	20	1
McAfee	15	88	5.9	18	1
Stewart	14	235	16.8	71t	0
Hayes	11	113	10.3	32	0
Avery	11	82	7.5	18t	1
Morris	8	36	4.5	13	0
Barnes	3	48	16.0	25	0
Steelers	348	4093	11.8	71t	21
Opponents	314	3512	11.2	76t	24

INTERCEPTIONS

	No.	Yds	Avg	Long	TD
W. Williams	7	122	17.4	63t	1
Perry	4	71	17.8	26	0
Lloyd	3	85	28.3	52	0
Mays	2	35	17.5	32t	1
Bell	2	4	2.0	4	0
Lake	1	32	32.0	32t	1
Oldham	1	12	12.0	12	0
Greene	1	0	0.0	0	0
Seals	1	0	0.0	0	0
Steelers	22	361	16.4	63t	3
Opponents	21	185	8.8	60t	3

PUNTING

	No.	Yds	Avg	Net	TB	In	Lg	B
Stark	59	2368	40.1	33.3	11	20	64	0
Steelers	59	2368	40.1	33.3	11	20	64	0
Opponents	85	3682	43.3	36.3	6	19	66	0

PUNT RETURNS

	Ret	FC	Yds	Avg	Long	TD
Hastings	48	8	474	9.9	72t	1
Steelers	48	8	474	9.9	72t	1
Opponents	22	9	186	8.5	16	0

KICKOFF RETURNS

	No.	Yds	Avg	Long	TD
Mills	54	1306	24.2	57	0
McAfee	5	56	11.2	25	0
Pegram	4	85	21.3	28	0
Bruener	2	19	9.5	10	0
Johnson	2	47	23.5	40	0
Gibson	1	10	10.0	10	0
T. Greene	1	7	7.0	7	0
Steelers	69	1530	22.2	57	0
Opponents	88	1544	17.5	62	0

FIELD GOALS

	1-19	20-29	30-39	40-49	50+										
N. Johnson	1/1	10/10	14/16	8/13	1/1										
Steelers	1/1	10/10	14/16	8/13	1/1										
Opponents	0/0	8/8	7/7	7/8	1/2										
N. Johnson:	[396,45N,476,316]	[426,40G]	[40G]	[45N,47N,326,356]	[256]	[416,196,26t]	[39N,36N,256,286,386]	[366]	[406,466,246]	[48N,38N,346]	[506,266]	[336,276]	[416,356,326,206,226]	[43N,326,326]	[336,256]
Opponents:	[436,366]	[43G]	[376,396,52N,21G]	[336,436,406]	[286]	[536,326]	[316,236]	[406,276,44N]	[296]	[276]	[446]	[396]	[236,226]	[476]	

• Team Record

1994 Final Regular-Season Statistics (Won 12, Lost 4)

SCHEDULE

Date	W-L	Score	Opponent	Attendance
9/4	L	26-9	Dallas	55,049
9/11	W	17-10	at Cleveland	73,018
9/18	W	31-21	Indianapolis	51,769
9/25	L	30-13	at Seattle	64,351
10/2	W	30-14	Houston	78,441
10/16	W	14-10	Cincinnati	54,328
10/23	W	10-6	at N.Y. Giants	57,659
10/30	L	20-17/OT	at Arizona	69,405
11/6	W	12-9/OT	at Houston	68,498
11/14	W	23-10	Buffalo	56,702
11/20	W	16-13/OT	Miami	50,925
11/27	W	21-3	at L.A. Raiders	63,925
12/4	W	38-15	at Cincinnati	55,811
12/11	W	14-3	Philadelphia	78,164
12/18	W	17-7	Cleveland	58,183
12/24	L	37-34	at San Diego	50,809

TEAM STATISTICS

	Pittsburgh	Opponent
Total First Downs	307	262
Rushing	138	76
Passing	148	156
Penalty	21	30
3rd Down: Made/Att	89/228	72/225
3rd Down Pct.	39.0	32.0
4th Down: Made/Att	4/10	11/19
4th Down Pct.	40.0	57.9
Possession Avg.	31:58	28:02
Total Net Yards	5144	4326
Avg. Per Game	321.5	270.4
Total Plays	1048	1008
Avg. Per Play	4.9	4.3
Net Yards Rushing	2180	1452
Avg. Per Game	136.3	90.8
Total Rushes	546	421
Net Yards Passing	2964	2874
Avg. Per Game	185.3	179.6
Sacked/Yards Lost	39/283	55/382
Green Yards	3247	3256
Att./Completions	463/266	532/280
Completion Pct.	57.5	52.6
Had Intercepted	9	17
Punts/Average	97/39.7	97/42.2
Net Punting Avg.	97/35.7	97/37.0
Penalties/Yards	119/974	91/763
Fumbles/Ball Lost	18/8	31/14
Touchdowns	35	23
Rushing	15	7
Passing	17	12
Returns	3	4

SCORE BY PERIOD

	Q1	Q2	Q3	Q4	OT	Pts
Steelers	64	106	20	120	6	316
Opponents	50	86	31	64	3	234

PASSING

	Att	Cmp	Yds	Cmp%	TD	Int	Long	Sack/Lost	Rating
O'Donnell	370	212	2443	57.3	13	9	60t	35/250	78.9
Tomczak	93	54	804	58.1	4	0	84t	4/33	100.8
Steelers	463	266	3247	57.5	17	9	84t	39/283	83.3
Opponents	532	280	3256	52.6	12	17	76t	55/382	65.6

SCORING

	TD	Ru	Pa	Rt	PAT	FG	2Pt	Pts
Anderson	0	0	0	0	32/32	24/29	0	104
Morris	7	7	0	0	0/0	0/0	0	42
Foster	5	5	0	0	0/0	0/0	0	30
Green	4	0	4	0	0/0	0/0	0	24
Thigpen	4	0	4	0	0/0	0/0	0	24
Johnson	3	0	3	0	0/0	0/0	0	18
J. Williams	3	1	2	0	0/0	0/0	0	18
Hastings	2	0	2	0	0/0	0/0	0	12
McAfee (LG)	2	2	0	0	0/0	0/0	0	12
McAfee (TM)	1	1	0	0	0/0	0/0	0	6
Woodson	2	0	2	0	0/0	0/0	0	12
Hayes	1	0	1	0	0/0	0/0	0	6
Mills	1	0	1	0	0/0	0/0	0	6
O'Donnell	1	1	0	0	0/0	0/0	0	6
G. Williams	1	0	0	1	0/0	0/0	0	6
Stone	0	0	0	0	0/0	0/0	1	2
Steelers	35	15	17	3	32/32	24/29	0	316
Opponents	23	7	12	4	22/22	24/29	0	234

Sacks: Greene 14.0, Lloyd 10.0, Brown 8.5, Seals 7.0, Kirkland 3.0, Woodson 3.0, Buckner 2.0, Gildon 2.0, Steed 2.0, Williams 1.5, Figures 1.0, Lake 1.0, **Steelers: 55.0, Opponents: 39.0**

2-Pt. Conversions: Steelers 1-3, Opponents 1-1

RUSHING

	No.	Yds	Avg	Long	TD
Foster	216	851	3.9	29t	5
Morris	198	836	4.2	20t	7
J. Williams	68	317	4.7	23	1
O'Donnell	31	80	2.6	18	1
McAfee (LG)	18	51	2.8	13	2
McAfee (TM)	16	56	3.50	13	1
Tomczak	4	22	5.5	13	0
Mills	3	18	6.0	17	0
Stone	2	7	3.5	4	0
Avery	2	4	2.0	5	0
Anderson	1	3	3.0	3	0
Johnson	4	-1	-0.2	7	0
Royals	1	-13	-13.0	-13	0
Steelers	546	2180	4.0	29t	15
Opponents	421	1452	3.4	46	7

RECEIVING

	No.	Yds	Avg	Long	TD
J. Williams	51	378	7.4	23	2
Green	46	618	13.4	46	4
Johnson	38	577	15.2	84t	3
Thigpen	36	546	15.2	60t	4
Morris	22	204	9.3	49	0
Hastings	20	281	14.1	46	2
Foster	20	124	6.2	27	0
Mills	19	384	20.2	43	1
Stone	7	81	11.6	25	0
Hayes	5	50	10.0	17	1
McAfee (LG)	1	4	4.0	4	0
Avery	1	2	2.0	2	0
Keith	1	2	2.0	2	0
Steelers	266	3247	12.2	84t	17
Opponents	280	3249	11.6	76t	12

INTERCEPTIONS

	No.	Yds	Avg	Long	TD
Perry	7	112	16.0	42	0
Woodson	4	109	27.3	37t	2
Kirkland	2	0	0.0	0	0
Brown	1	9	9.0	9	0
Lloyd	1	8	8.0	8	0
Lake	1	2	2.0	2	0
G. Jones	1	0	0.0	0	0
Steelers	17	240	14.1	42	2
Opponents	9	106	11.8	35t	1

PUNTING

	No.	Yds	Avg	Net	TB	In	Lg	B
Royals	97	3849	39.7	35.7	6	35	64	0
Steelers	97	3849	39.7	35.7	6	35	64	0
Opponents	97	4096	42.2	37.0	4	31	59	0

PUNT RETURNS

	Ret	FC	Yds	Avg	Long	TD
Woodson	39	9	319	8.2	42	0
Johnson	15	7	90	6.0	15	0
Hastings	2	0	15	7.5	12	0
Steelers	56	16	424	7.6	42	0
Opponents	39	23	263	6.7	19	0

KICKOFF RETURNS

	No.	Yds	Avg	Long	TD
Johnson	16	345	21.6	71	0
Woodson	15	365	24.3	54	0
Stone	11	182	16.5	31	0
McAfee (LG)	7	113	16.1	29	0
Thigpen	5	121	24.2	31	0
Morris	4	114	28.5	45	0
Mills	2	6	3.0	6	0
Zgonina	2	8	4.0	8	0
Steelers	55	1141	20.7	71	0
Opponents	68	1530	22.5	95t	2

FIELD GOALS

	1-19	20-29	30-39	40-49	50+									
Anderson	1/1	7/8	8/9	7/9	1/2									
Steelers	1/1	7/8	8/9	7/9	1/2									
Opponents	1/1	4/5	10/13	7/8	2/2									
Anderson:	[41G]	[46N,25G]	[46G]	[31G,38G]	[42G, 25G,22G]	[29G]	[23G]	[50G,39G,37G,40G]	[39G, 39G,30G]	[19G,48G,39G]	[49N,54N,27N]	[41G]	[49G,32N]	[28G,28G]
Opponents:	[40G,31G,21G,32G]	[23G,32N]	[]	[31G,40G,31G]	[48N]	[47G]	[19G,49G]	[20G,26N,51G]	[32G,49G,38G]	[52G,32B]	[34G,36N,48G]	[32G]	[21G]	[37G,40G,32G]

1993 Final Regular-Season Statistics (Won 9, Lost 7)

SCHEDULE

Date	W-L	Score	Opponent	Attendance
9/5	L	24-13	San Francisco	57,502
9/12	L	27-0	at L.A. Rams	50,588
9/19	W	34-7	Cincinnati	53,682
9/27	W	45-17	at Atlanta	65,477
10/10	W	16-3	San Diego	55,264
10/17	W	37-14	New Orleans	56,056
10/24	L	28-23	at Cleveland	78,118
11/7	W	24-16	at Cincinnati	51,202
11/15	W	23-0	Buffalo	60,265
11/21	L	37-13	at Denver	74,840
11/28	L	23-3	at Houston	61,238
12/5	W	17-14	New England	51,358
12/13	W	21-20	at Miami	70,232
12/19	L	26-17	Houston	57,592
12/26	L	16-6	at Seattle	51,814
1/2	W	16-9	Cleveland	49,208

TEAM STATISTICS

	Pittsburgh	Opponent
Total First Downs	307	267
Rushing	116	74
Passing	180	163
Penalty	11	30
3rd Down: Made/Att	92/235	68/201
3rd Down Pct.	39.1	33.8
Total Net Yards	5235	4531
Avg. Per Game	327.2	283.2
Total Plays	1079	962
Avg. Per Play	4.9	4.7
Net Yards Rushing	2003	1368
Avg. Per Game	125.2	85.5
Total Rushes	491	399
Net Yards Passing	3232	3163
Avg. Per Game	202.2	197.7
Sacked/Yards Lost	48/374	42/277
Gross Yards	3606	3440
Att./Completions	540/299	521/277
Completion Pct.	55.4	53.2
Had Intercepted	12	24
Punts/Average	89/42.5	82/43.9
Net Punting Avg.	89/34.2	82/38.1
Penalties/Yards	100/861	77/652
Fumbles/Ball Lost	28/15	37/14
Touchdowns	32	30
Rushing	13	6
Passing	16	16
Returns	3	8

SCORE BY PERIOD

	01	02	03	04	OT	Pts
Steelers	38	110	79	81	0	308
Opponents	75	102	40	64	0	281

PASSING

	Att	Cmp	Yds	Cmp%	TD	Int	Long	Sack/Lost	Rating
O'Donnell	486	270	3208	55.6	14	7	71t	41/331	79.5
Tomczak	54	29	398	53.7	2	5	39t	7/43	51.3
Steelers	540	299	3606	55.4	16	12	71t	48/374	76.7
Opponents	521	277	3440	53.2	16	24	66t	42/277	64.9

SCORING

	TD	Ru	Pa	Rt	PAT	FG	2Pt	Pts
Anderson	0	0	0	0	32/32	28/30	0	116
Foster	9	8	1	0	0/0	0/0	0	54
Green	5	0	5	0	0/0	0/0	0	30
Hoge	5	1	4	0	0/0	0/0	0	30
Stone	3	1	2	0	0/0	0/0	0	18
Thigpen	3	0	3	0	0/0	0/0	0	18
Thompson	3	3	0	0	0/0	0/0	0	18
Davidson	1	0	0	1	0/0	0/0	0	6
Kirkland	1	0	0	1	0/0	0/0	0	6
Mills	1	0	1	0	0/0	0/0	0	6
Woodson	1	0	0	1	0/0	0/0	0	6
Steelers	32	13	16	3	32/32	28/30	0	308
Opponents	30	6	16	8	29/30	24/29	0	281

Sacks: Greene 12.5, Evans 6.5, Lloyd 6.0, Lake 5.0, Brown 3.0, Davidson 2.5, Woodson 2.0, Steed 1.5, Kirkland 1.0, G. Williams 1.0, Henry 1.0, Steelers: 42.0, Opponents: 48.0

2-Pt. Conversions: Steelers 0-0, Opponents 0-0

RUSHING

	No.	Yds	Avg	Long	TD
Thompson	205	763	3.7	36	3
Foster	177	711	4.0	38	8
Hoge	51	249	4.9	30	1
Stone	12	121	10.1	38t	1
O'Donnell	26	111	4.3	27	0
Worley	10	33	3.3	8	0
Mills	3	12	4.0	19	0
Cuthbert	1	7	7.0	7	0
Woodson	1	0	0.0	0	0
Tomczak	5	-4	-0.8	2	0
Steelers	491	2003	4.1	38t	13
Opponents	399	1368	3.4	37	6

RECEIVING

	No.	Yds	Avg	Long	TD
Green	63	942	15.0	71t	5
Stone	41	587	14.3	44	2
Graham	38	579	15.2	51	0
Thompson	38	259	6.8	28	0
Hoge	33	247	7.5	18	4
Mills	29	386	13.3	30	1
Foster	27	217	8.0	21	1
Thigpen	9	154	17.1	39t	3
Cooper	9	112	12.4	38	0
Davenport	4	51	12.8	19	0
Hastings	3	44	14.7	18	0
Worley	3	13	4.3	9	0
Jordan	1	12	12.0	12	0
Cuthbert	1	3	3.0	3	0
Steelers	299	3606	12.1	71t	16
Opponents	277	3440	12.4	66t	16

INTERCEPTIONS

	No.	Yds	Avg	Long	TD
Woodson	8	138	17.3	63t	1
Perry	4	61	15.3	30	0
Lake	4	31	7.8	26	0
Johnson	3	51	17.0	26	0
Figures	1	78	78.0	78	0
Henry	1	10	10.0	10	0
Davidson	1	6	6.0	6	0
Steelers	24	386	16.1	78	1
Opponents	12	216	18.0	97t	2

PUNTING

	No.	Yds	Avg	Net	TB	In	Lg	B
Royals	89	3781	42.5	34.2	3	28	61	0
Steelers	89	3781	42.5	34.2	3	28	61	0
Opponents	82	3600	43.9	38.1	6	23	58	0

PUNT RETURNS

	Ret	FC	Yds	Avg	Long	TD
Woodson	41	11	338	8.2	39	0
Figures	5	2	15	3.0	6	0
Steelers	46	13	353	7.7	39	0
Opponents	50	16	678	13.6	91t	3

KICKOFF RETURNS

	No.	Yds	Avg	Long	TD
Woodson	15	294	19.6	44	0
Hastings	12	177	14.8	22	0
Stone	11	168	15.3	30	0
Thompson	4	77	19.3	27	0
Worley	4	85	21.3	26	0
Hoge	3	33	11.0	15	0
Cooper	1	2	2.0	2	0
Thigpen	1	23	23.0	23	0
Williams	1	19	19.0	19	0
Steelers	52	878	16.9	44	0
Opponents	54	1165	21.6	97t	1

FIELD GOALS

	1-19	20-29	30-39	40-49	50+
Anderson	1/1	8/9	14/14	5/6	0/0
Steelers	1/1	8/9	14/14	5/6	0/0
Opponents	0/0	7/7	9/10	6/9	2/3

1992 Final Regular-Season Statistics (Won 11, Lost 5)

SCHEDULE

Date	W-L	Score	Opponent	Attendance
9/6	W	29-24	at Houston	63,713
9/13	W	27-10	N.Y. Jets	56,050
9/20	W	23-6	at San Diego	46,127
9/27	L	17-3	at Green Bay	58,724
10/11	L	17-9	at Cleveland	78,080
10/19	W	20-0	Cincinnati	55,411
10/25	W	27-3	at Kansas City	76,175
11/1	W	21-20	Houston	58,074
11/8	L	28-20	at Buffalo	80,924
11/15	W	17-14	Detroit	52,242
11/22	W	30-14	Indianapolis	51,101
11/29	W	21-9	at Cincinnati	54,253
12/6	W	20-14	Seattle	47,015
12/13	L	30-6	at Chicago	52,904
12/20	L	6-3	Minnesota	53,613
12/27	W	23-13	Cleveland	53,776

SCORING

	TD	Ru	Pa	Rt	PAT	FG	2Pt	Pts
Anderson	0	0	0	0	29/31	28/36	0	113
Foster	11	11	0	0	0/0	0/0	0	66
Cooper	3	0	3	0	0/0	0/0	0	18
Mills	3	0	3	0	0/0	0/0	0	18
Stone	3	0	3	0	0/0	0/0	0	18
Green	2	0	2	0	0/0	0/0	0	12
Jordan	2	0	2	0	0/0	0/0	0	12
Davenport	1	0	0	1	0/0	0/0	0	6
Graham	1	0	1	0	0/0	0/0	0	6
Griffin	1	0	0	1	0/0	0/0	0	6
Hoge	1	0	1	0	0/0	0/0	0	6
O'Donnell	1	1	0	0	0/0	0/0	0	6
Thompson	1	1	0	0	0/0	0/0	0	6
Woodson	0	0	0	1	0/0	0/0	0	6
Steelers	31	13	15	3	29/31	28/36	0	299
Opponents	24	6	15	3	24/24	19/28	0	225

Sacks: Lloyd 6.5, Woodson 6.0, Williams 4.5, Evans 3.0, Little 3.0, Williams 3.0, Nickerson 2.0, Lake 2.0
Jones 2.0, Davidson 2.0, Howe 2.0, **Steelers: 40.0**,
Opponents: 36.0
2-Pt. Conversions: Steelers 0-0, Opponents 0-0

INTERCEPTIONS

	No.	Yds	Avg	Long	TD
Perry	6	69	11.5	34	0
Johnson	5	67	13.4	35	0
Woodson	4	90	22.5	57	0
Griffin	3	98	32.7	65t	1
Little	2	6	3.0	6	0
Lloyd	1	35	35.0	35	0
Williams	1	4	4.0	4	0
Shelton	0	15	-	15	0
Steelers	22	384	17.5	65t	1
Opponents	14	235	16.8	77t	1

PUNTING

	No.	Yds	Avg	Net	TB	In	Lg	B
Royals	73	3119	42.7	35.6	9	22	58	1
Steelers	73	3119	42.7	35.6	9	22	58	1
Opponents	74	3107	42.0	34.4	10	12	84	1

PUNT RETURNS

	Ret	FC	Yds	Avg	Long	TD
Woodson	32	13	364	11.4	80t	1
Steelers	32	13	364	11.4	80t	1
Opponents	39	7	308	7.9	36	0

KICKOFF RETURNS

	No.	Yds	Avg	Long	TD
Woodson	25	469	18.8	32	0
Stone	12	219	18.3	28	0
Thompson	2	51	25.5	33	0
Thigpen	2	44	22.0	29	0
Hoge	2	28	14.0	17	0
Bentley	1	17	17.0	17	0
Mills	1	11	11.0	11	0
Cooper	1	8	8.0	8	0
Campbell	1	0	0.0	0	0
Williams	1	0	0.0	0	0
Steelers	48	847	17.6	33	0
Opponents	52	1052	20.2	48	0

FIELD GOALS

	1-19	20-29	30-39	40-49	50+
Anderson	0/0	12/13	12/15	4/6	0/2
Steelers	0/0	12/13	12/15	4/6	0/2
Opponents	1/1	5/7	8/11	3/7	2/2

• Team Record

TEAM STATISTICS

	Pittsburgh	Opponent
Total First Downs	284	266
Rushing	119	99
Passing	143	146
Penalty	22	21
3rd Down: Made/Att	73/211	65/195
3rd Down Pct.	34.6	33.3
Total Net Yards	4906	4658
Avg. Per Game	306.6	291.1
Total Plays	989	949
Avg. Per Play	5.0	4.9
Net Yards Rushing	2156	1841
Avg. Per Game	134.8	115.1
Total Rushes	518	425
Net Yards Passing	2750	2817
Avg. Per Game	171.9	176.1
Sacked/Yards Lost	36/248	40/296
Gross Yards	3046	3065
Att./Completions	431/249	478/252
Completion Pct.	57.8	52.7
Had Intercepted	14	22
Punts/Average	74/42.1	74/42.0
Net Punting Avg.	74/35.6	84/34.4
Penalties/Yards	106/941	104/814
Fumbles/Ball Lost	28/18	34/21
Touchdowns	31	24
Rushing	13	6
Passing	15	15
Returns	3	3

SCORE BY PERIOD

	01	02	03	04	OT	Pts
Steelers	58	90	51	100	0	299
Opponents	33	86	56	50	0	225

PASSING

	Att	Cmp	Yds	Cmp%	TD	Int	Long	Sack/Lost	Rating
O'Donnell	313	185	2283	59.1	13	9	51	27/208	83.6
Brister	116	63	719	54.3	2	5	42	13/88	61.0
Foster	1	0	0	0.0	0	0	0	0/0	39.6
Royals	1	1	44	100.0	0	0	44	0/0	118.8
Steelers	431	249	3046	57.8	15	14	51	40/296	77.7
Opponents	478	252	3065	52.7	15	22	81	36/248	64.0

1991 Final Regular-Season Statistics (Won 7, Lost 9)

MEDIA INFORMATION

FOOTBALL STAFF

2017 PLAYERS

2016 IN REVIEW

STEELERS HISTORY

RECORDS

SCHEDULE

Date	W-L	Score	Opponent	Attendance
9/1	W	26-20	San Diego	55,848
9/8	L	52-34	at Buffalo	79,545
9/15	W	20-6	New England	53,703
9/22	L	23-14	at Philadelphia	65,511
10/6	W	21-3	at Indianapolis	55,383
10/14	L	23-20	N.Y. Giants	57,608
10/20	L	27-7	Seattle	54,678
10/27	L	17-14	at Cleveland	78,285
11/3	L	20-13	at Denver	70,973
11/10	W	33-27/OT	at Cincinnati	55,503
11/17	L	41-14	Washington	56,813
11/24	W	26-24	Houston	45,795
11/28	L	20-10	at Dallas	62,253
12/8	L	31-6	at Houston	59,225
12/15	W	17-10	Cincinnati	35,420
12/22	W	17-10	Cleveland	47,070

TEAM STATISTICS

	Pittsburgh	Opponent
Total First Downs	254	320
Rushing	82	98
Passing	158	194
Penalty	14	28
3rd Down: Made/Att	62/197	94/218
3rd Down Pct.	31.5	43.1
Total Net Yards	4581	5168
Avg. Per Game	286.3	323.0
Total Plays	915	1039
Avg. Per Play	5.0	5.0
Net Yards Rushing	1627	1582
Avg. Per Game	101.7	98.9
Total Rushes	394	466
Net Yards Passing	2954	3586
Avg. Per Game	186.4	224.1
Sacked/Yards Lost	45/359	38/257
Gross Yards	3313	3843
Att./Completions	476/259	535/334
Completion Pct.	54.4	62.4
Had Intercepted	19	16
Punts/Average	75/39.9	65/41.6
Net Punting Avg.	75/36.3	84/35.3
Penalties/Yards	116/933	84/685
Fumbles/Ball Lost	37/14	27/11
Touchdowns	32	38
Rushing	8	14
Passing	20	21
Returns	4	3

SCORE BY PERIOD

	01	02	03	04	OT	Pts
Steelers	42	53	67	124	6	292
Opponents	61	116	54	113	0	344

PASSING

	Att	Cmp	Yds	Cmp%	TD	Int	Long	Sack/Lost	Rating
O'Donnell	286	156	1963	54.5	11	78	89t	30/214	7.8
Brister	190	103	1350	54.2	9	9	65t	15/145	72.9
Steelers	476	259	3313	54.4	20	16	89t	45/359	76.4
Opponents	535	334	3843	62.4	21	19	66t	38/257	82.3

SCORING

	TD	Ru	Pa	Rt	PAT	FG	2Pt	Pts
Anderson	0	0	0	0	31/31	23/33	0	100
Green	6	0	6	0	0/0	0/0	0	36
Stone	5	0	5	0	0/0	0/0	0	30
W. Williams	4	4	0	0	0/0	0/0	0	24
Hoge	3	2	1	0	0/0	0/0	0	18
Cooper	2	0	2	0	0/0	0/0	0	12
Foster	2	1	1	0	0/0	0/0	0	12
J. Williams	1	0	0	1	0/0	0/0	0	6
Lipps	2	0	2	0	0/0	0/0	0	12
Mills	2	0	1	1	0/0	0/0	0	12
Calloway	1	0	1	0	0/0	0/0	0	6
Cash	1	0	1	0	0/0	0/0	0	6
Hinkle	1	0	0	1	0/0	0/0	0	6
O'Donnell	1	1	0	0	0/0	0/0	0	6
Shelton	1	0	0	1	0/0	0/0	0	6
J. Williams	1	0	0	1	0/0	0/0	0	6
Steelers	32	8	20	4	31/31	23/33	0	292
Opponents	38	14	21	3	38/38	26/41	0	344

Sacks: J. Williams 9.0, Lloyd 8.0, Willis 7.0, Hinkle 2.0, G. Williams 2.0, Evans 2.0, Jones 2.0, Veasey 2.0, Nickerson 1.0, Lake 1.0, Johnson 1.0, Woodson 1.0, **Steelers: 38.0, Opponents: 45.0**

2-Pt. Conversions: **Steelers 0-0, Opponents 0-0**

RUSHING

	No.	Yds	Avg	Long	TD
Hoge	165	610	3.7	24	2
Foster	96	488	5.1	56t	1
Williams	57	262	4.6	21	4
Worley	22	117	5.3	16	0
O'Donnell	18	82	4.6	22	1
Thompson	20	60	3.0	14	0
Brister	11	17	1.5	8	0
Stone	1	2	2.0	2	0
Strzinski	4	-11	-2.8	0	0
Steelers	394	1627	4.1	56t	8
Opponents	466	1582	3.4	33	14

RECEIVING

	No.	Yds	Avg	Long	TD
Lipps	55	671	12.2	35	2
Hoge	49	379	7.7	25	1
Green	41	582	14.2	49	6
Stone	32	649	20.3	89t	5
Calloway	15	254	16.9	33t	1
W. Williams	15	139	9.3	29	0
Thompson	14	118	8.4	32	0
Cooper	11	147	13.4	47t	2
Foster	9	117	13.0	31	1
Cash	7	90	12.9	20	1
Mularkey	6	67	11.2	21	0
Mills	3	79	26.3	35t	1
Graham	2	21	10.5	15	0
Steelers	259	3313	12.8	89t	20
Opponents	334	3843	11.5	66t	21

INTERCEPTIONS

	No.	Yds	Avg	Long	TD
Everett	4	53	13.3	27	0
Woodson	3	72	24.0	41	0
Shelton	3	57	19.0	57t	1
Hinkle	2	68	34.0	57t	1
Vincent	2	52	26.0	27	0
Griffin	1	22	22.0	22	0
Little	1	5	5.0	5	0
Jones	1	0	0.0	0	0
Johnson	1	0	0.0	0	0
Lloyd	1	0	0.0	0	0
Steelers	19	329	17.3	57t	2
Opponents	16	182	11.4	40	2

PUNTING

	No.	Yds	Avg	Net	TB	In	Lg	B
Strzinski	74	2996	40.5	36.3	3	10	63	1
Steelers	74	2996	39.9	36.3	3	10	63	1
Opponents	65	2705	41.6	35.3	2	17	59	0

PUNT RETURNS

	Ret	FC	Yds	Avg	Long	TD
Woodson	28	12	320	11.4	40	0
Graham	8	2	46	5.8	13	0
Cash	1	0	6	6.0	6	0
Mills	1	0	0	0.0	0t	1
Vincent	1	0	1	1.0	1	0
Steelers	39	14	373	9.6	40	1
Opponents	29	27	210	7.2	24	0

KICKOFF RETURNS

	No.	Yds	Avg	Long	TD
Woodson	44	880	20.0	47	0
Mills	11	284	25.8	54	0
Stone	6	75	12.5	25	0
Graham	3	48	16.0	23	0
McGovern	1	0	0.0	0	0
Thompson	1	8	8.0	8	0
Williams	1	19	19.0	19	0
Steelers	67	1314	19.6	54	0
Opponents	43	825	19.2	63	0

FIELD GOALS

	1-19	20-29	30-39	40-49	50+
Anderson	0/0	8/10	9/11	5/6	1/6
Steelers	0/0	8/10	9/11	5/6	1/6
Opponents	3/3	8/9	7/12	7/13	1/4

1990 Final Regular-Season Statistics (Won 9, Lost 7)

SCHEDULE

Date	W-L	Score	Opponent	Attendance
9/9	L	13-3	at Cleveland	78,298
9/16	W	20-9	Houston	54,814
9/23	L	20-3	at L.A. Raiders	50,657
9/30	L	28-6	Miami	54,691
10/7	W	36-14	San Diego	53,486
10/14	W	34-17	at Denver	74,285
10/21	L	27-7	at San Francisco	64,301
10/29	W	41-10	L.A. Rams	56,466
11/4	W	21-9	Atlanta	57,093
11/18	L	27-3	at Cincinnati	60,064
11/25	W	24-7	at N.Y. Jets	57,806
12/2	L	16-12	Cincinnati	58,200
12/9	W	24-3	New England	48,354
12/16	W	9-6	at New Orleans	68,582
12/23	W	35-0	Cleveland	51,665
12/30	L	34-14	at Houston	56,906

TEAM STATISTICS

	Pittsburgh	Opponent
Total First Downs	263	257
Rushing	93	102
Passing	150	130
Penalty	20	25
3rd Down: Made/Att	74/187	81/205
3rd Down Pct.	39.6	39.5
Total Net Yards	4525	4115
Avg. Per Game	282.8	257.2
Total Plays	897	940
Avg. Per Play	5.0	4.4
Net Yards Rushing	1880	1615
Avg. Per Game	117.5	100.9
Total Rushes	456	446
Net Yards Passing	2645	2500
Avg. Per Game	165.3	156.3
Sacked/Yards Lost	33/242	34/228
Gross Yards	2887	2728
Att./Completions	408/237	460/236
Completion Pct.	58.1	51.3
Had Intercepted	20	9
Punts/Average	66/37.2	64/40.9
Net Punting Avg.	66/34.1	64/33.7
Penalties/Yards	110/928	89/719
Fumbles/Ball Lost	40/17	33/18
Touchdowns	33	26
Rushing	11	13
Passing	20	9
Returns	2	4

SCORE BY PERIOD

	Q1	Q2	Q3	Q4	OT	Pts
Steelers	64	71	54	103	0	292
Opponents	58	86	56	40	0	240

PASSING

	Att	Cmp	Yds	Cmp%	TD	Int	Long	Sack/Lost	Rating
Briester	387	223	2725	57.6	20	14	90	28/213	81.6
Strom	21	14	162	66.7	0	1	22	5/29	69.9
Steelers	408	237	2887	58.1	20	15	90	33/242	81.0
Opponents	460	236	2728	51.3	9	24	66t	34/228	54.3

SCORING

	TD	Ru	Pa	Rt	PAT	FG	2Pt	Pts	
Anderson	0	0	0	0	0	32/32	20/25	0	92
Hoge	10	7	3	0	0	0/0	0/0	0	60
Green	7	0	7	0	0	0/0	0/0	0	42
W. Williams	4	3	1	0	0	0/0	0/0	0	24
Lipps	3	0	3	0	0	0/0	0/0	0	18
Mularkey	3	0	3	0	0	0/0	0/0	0	18
Bell	1	0	1	0	0	0/0	0/0	0	6
Calloway	1	0	1	0	0	0/0	0/0	0	6
Foster	1	1	0	0	0	0/0	0/0	0	6
Johnson	1	0	0	1	0	0/0	0/0	0	6
Stone	1	0	1	0	0	0/0	0/0	0	6
Woodson	1	0	0	1	0	0/0	0/0	0	6
Steelers	33	11	20	2	32/32	20/25	0	292	
Opponents	23	13	9	1	26/26	18/28	0	222	

Sacks: G. Williams 6.0, Willis 5.0, Lloyd 4.5, Davidson 3.5, Evans 3.0, Freeman 2.0, Jenkins 2.0, Hinkle 2.0, Nickerson 2.0, Jones 2.0, J. Williams 1.0, Lake 1.0, **Steelers: 34.0, Opponents: 33.0**
2-Pt. Conversions: **Steelers 0-0, Opponents 0-0**

RUSHING

	No.	Yds	Avg	Long	TD
Hoge	203	772	3.8	41t	7
Worley	109	418	3.8	38	0
Williams	68	389	5.7	70t	3
Foster	36	203	5.6	38	1
Briester	25	64	2.6	11	0
Bell	5	18	3.6	12	0
Strzyzinski	3	17	5.7	9	0
Strom	4	10	2.5	10	0
Lipps	1	-5	-5.0	-5	0
Stone	2	-6	-3.0	10	0
Steelers	456	1880	4.1	70t	11
Opponents	446	1615	3.6	31	13

RECEIVING

	No.	Yds	Avg	Long	TD
Lipps	50	682	13.6	37	3
Hoge	40	342	8.6	27	3
Green	34	387	11.4	46	7
Mularkey	32	365	11.4	28	3
Hill	25	391	15.6	66	0
Stone	19	332	17.5	90	1
Bell	12	137	11.4	43	1
Calloway	10	124	12.4	20t	1
Worley	8	70	8.8	27	0
W. Williams	5	42	8.4	13	1
O'Shea	1	13	13.0	13	0
Foster	1	2	2.0	2	0
Steelers	237	2887	12.2	90	20
Opponents	236	2728	11.6	66t	9

INTERCEPTIONS

	No.	Yds	Avg	Long	TD
Woodson	5	67	13.4	34	0
Griffin	4	75	18.8	36	0
Woodruff	3	110	36.7	59	0
Everett	3	2	0.7	2	0
Johnson	2	60	30.0	34	1
Little	1	35	35.0	35	0
Hinkle	1	19	19.0	19	0
Lloyd	1	9	9.0	9	0
Willis	1	5	5.0	5	0
Jones	1	3	3.0	3	0
Hall	1	0	0.0	0	0
Lake	1	0	0.0	0	0
Steelers	24	385	16.0	59	1
Opponents	15	124	8.3	24	0

PUNTING

	No.	Yds	Avg	Net	TB	In	Lg	B
Strzyzinski	65	2454	37.8	34.1	5	18	51	1
Steelers	65	2454	37.8	34.1	5	18	51	1
Opponents	64	2616	40.9	33.7	3	13	62	1

PUNT RETURNS

	Ret	FC	Yds	Avg	Long	TD
Woodson	38	8	398	10.5	52t	1
Hill	1	0	0	0.0	0	0
Steelers	39	8	398	10.2	52t	1
Opponents	16	32	105	6.6	39	0

KICKOFF RETURNS

	No.	Yds	Avg	Long	TD
Woodson	35	764	21.8	49	0
Stone	5	91	18.2	24	0
J. Williams	3	31	10.3	20	0
Foster	3	29	9.7	13	0
Griffin	2	16	8.0	14	0
Green	1	16	16.0	16	0
Lipps	1	9	9.0	9	0
Steelers	50	956	19.1	49	0
Opponents	56	1245	22.2	99t	1

FIELD GOALS

	1-19	20-29	30-39	40-49	50+
Anderson	1/1	3/3	8/8	8/11	0/2
Steelers	1/1	3/3	8/8	8/11	0/2
Opponents	0/0	4/4	4/5	9/17	1/2

1989 Final Regular-Season Statistics (Won 9, Lost 7)

SCHEDULE

Date	W-L	Score	Opponent	Attendance
9/10	L	51-0	Cleveland	57,928
9/17	L	41-10	at Cincinnati	53,885
9/24	W	27-14	Minnesota	50,744
10/1	W	23-3	at Detroit	43,804
10/8	L	26-16	Cincinnati	52,785
10/15	W	17-7	at Cleveland	78,840
10/22	L	27-0	at Houston	59,091
10/29	W	23-17	Kansas City	54,194
11/5	L	34-7	at Denver	74,739
11/12	L	20-0	Chicago	56,505
11/19	W	20-17	San Diego	44,203
11/26	W	34-14	at Miami	59,356
12/3	L	23-16	Houston	40,541
12/10	W	13-0	at N.Y. Jets	41,037
12/17	W	28-10	New England	26,594
12/24	W	31-22	at Tampa Bay	29,690

TEAM STATISTICS

	Pittsburgh	Opponent
Total First Downs	244	323
Rushing	106	112
Passing	117	177
Penalty	21	34
3rd Down: Made/Att	66/209	106/229
3rd Down Pct.	31.6	46.3
Total Net Yards	2178	3541
Avg. Per Game	249.8	346.8
Total Plays	955	1077
Avg. Per Play	4.2	5.2
Net Yards Rushing	1818	2008
Avg. Per Game	113.6	125.5
Total Rushes	500	498
Net Yards Passing	2178	3541
Avg. Per Game	157.4	188.8
Sacked/Yards Lost	43/220	39/229
Gross Yards	2738	3249
Att./Completions	404/210	548/290
Completion Pct.	52.0	52.9
Had Intercepted	13	21
Punts/Average	83/40.6	69/40.5
Net Punting Avg.	83/34.1	84/33.8
Penalties/Yards	116/986	96/785
Fumbles/Ball Lost	32/18	40/21
Touchdowns	29	38
Rushing	17	16
Passing	10	17
Returns	2	5

SCORE BY PERIOD

	01	02	03	04	OT	Pts
Steelers	57	91	72	45	0	265
Opponents	78	110	60	78	0	326

PASSING

	Att	Cmp	Yds	Cmp%	TD	Int	Long	Sack/Lost	Rating
Briester	342	187	2365	54.7	9	10	79t	45/452	73.1
Blackledge	60	22	282	36.7	1	3	30	4/25	36.9
Carter	1	1	15	100.0	0	0	15	2/7	118.8
Strom	1	0	0	0.0	0	0	0	0/0	39.6
Steelers	404	210	2662	52.0	10	13	79t	51/484	67.7
Opponents	548	290	3721	52.9	17	21	66t	31/180	68.8

SCORING

	TD	Ru	Pa	Rt	PAT	FG	2Pt	Pts
Anderson	0	0	0	0	28/28	21/30	0	91
Hoge	8	8	0	0	0/0	0/0	0	48
Lipps	6	1	5	0	0/0	0/0	0	36
Worley	5	5	0	0	0/0	0/0	0	30
Carter	4	1	3	0	0/0	0/0	0	24
Hill	1	0	1	0	0/0	0/0	0	6
Mularkey	1	0	1	0	0/0	0/0	0	6
Wallace	1	1	0	0	0/0	0/0	0	6
W. Williams	1	1	0	0	0/0	0/0	0	6
Woodson	1	0	0	1	0/0	0/0	0	6
Steelers	28	17	10	1	28/28	21/30	0	259
Opponents	34	16	17	1	37/38	19/27	0	302

Sacks: Lloyd 7.0, Willis 6.5, Johnson 4.5, J. Williams 3.0, G. Williams 3.0, Little 2.0, Jones 2.0, Lake 1.0, Olsavsky 1.0, Nickerson 1.0, Steelers: 31.0, Opponents: 51.0

2-Pt. Conversions: Steelers 0-0, Opponents 0-0

RUSHING

	No.	Yds	Avg	Long	TD
Worley	195	770	3.9	38	5
Hoge	186	621	3.3	31	8
Lipps	13	180	13.8	58t	1
W. Williams	37	131	3.5	13	1
Stone	10	53	5.3	32	0
Briester	27	25	0.9	15	0
Blackledge	9	20	2.2	11	0
Carter	11	16	1.5	7	1
Wallace	5	10	2.0	5	1
Tyrell	1	3	3.0	3	0
Strom	4	-3	-0.8	0	0
Newsome	2	-8	-4.0	0	0
Steelers	500	1818	3.6	58t	17
Opponents	498	2008	4.0	65t	16

RECEIVING

	No.	Yds	Avg	Long	TD
Lipps	50	944	18.9	79t	5
Carter	38	267	7.0	22t	3
Hoge	34	271	8.0	22	0
Hill	28	455	16.3	53	1
Mularkey	22	326	14.8	34	1
Worley	15	113	7.5	19	0
Stone	7	92	13.1	16	0
W. Williams	6	48	8.0	16	0
Stock	4	74	18.5	27	0
Thompson	4	74	18.5	28	0
O'Shea	1	8	8.0	8	0
Briester	1	-10	-10.0	-10	0
Steelers	210	2662	12.7	79t	10
Opponents	290	3721	12.8	66t	17

INTERCEPTIONS

	No.	Yds	Avg	Long	TD
Woodruff	4	57	14.3	35	0
Everett	3	68	22.7	32	0
Lloyd	3	49	16.3	31	0
Woodson	3	39	13.0	39	0
Little	3	23	7.7	13	0
Griffin	1	15	15.0	15	0
Hall	1	6	6.0	6	0
Hinkle	1	4	4.0	4	0
Johnson	1	0	0.0	0	0
Lake	1	0	0.0	0	0
Steelers	21	261	12.4	39	0
Opponents	13	103	7.9	21	1

PUNTING

	No.	Yds	Avg	Net	TB	In	Lg	B
Newsome	82	3368	41.1	34.1	9	15	57	1
Steelers	82	3368	41.1	34.1	9	15	57	1
Opponents	69	2793	40.5	33.8	9	16	62	0

PUNT RETURNS

	Ret	FC	Yds	Avg	Long	TD
Woodson	29	2	207	7.1	20	0
Hill	5	0	22	4.4	12	0
Lipps	4	0	27	6.8	9	0
Johnson	2	0	22	11.0	13	0
Steelers	40	2	278	7.0	20	0
Opponents	45	19	361	8.0	42	0

KICKOFF RETURNS

	No.	Yds	Avg	Long	TD
Woodson	36	982	27.3	84t	1
Stone	7	173	24.7	73	0
Thompson	4	41	10.3	15	0
J. Williams	4	31	7.8	22	0
J. Johnson	3	43	14.3	19	0
Griffin	1	21	21.0	21	0
Hinnant	1	13	13.0	13	0
Steelers	56	1304	23.3	84t	1
Opponents	53	1096	20.7	42	0

FIELD GOALS

	1-19	20-29	30-39	40-49	50+
Anderson	2/2	5/5	5/8	9/15	0/0
Steelers	2/2	5/5	5/8	9/15	0/0
Opponents	0/0	11/11	3/8	3/6	2/2

1988 Final Regular-Season Statistics (Won 5, Lost 11)

SCHEDULE

Date	W-L	Score	Opponent	Attendance
9/4	W	24-21	Dallas	56,813
9/11	L	30-29	at Washington	54,083
9/18	L	17-12	Cincinnati	56,647
9/25	L	36-28	at Buffalo	78,735
10/2	L	23-9	Cleveland	56,410
10/9	L	31-14	at Phoenix	53,278
10/16	L	34-14	Houston	52,229
10/23	W	39-21	Denver	49,811
10/30	L	24-20	at N.Y. Jets	64,862
11/6	L	42-7	at Cincinnati	56,403
11/13	L	27-26	Philadelphia	46,026
11/20	L	27-7	at Cleveland	77,131
11/27	W	16-10	Kansas City	42,057
12/4	W	37-34	at Houston	47,791
12/11	L	20-14	at San Diego	33,816
12/18	W	40-24	Miami	36,051

TEAM STATISTICS

	Pittsburgh	Opponent
Total First Downs	292	319
Rushing	120	110
Passing	150	181
Penalty	22	28
3rd Down: Made/Att	78/216	98/225
3rd Down Pct.	36.1	43.6
Total Net Yards	5204	5805
Avg. Per Game	325.3	362.8
Total Plays	1030	1067
Avg. Per Play	5.1	5.4
Net Yards Rushing	2228	1864
Avg. Per Game	139.3	116.5
Total Rushes	499	516
Net Yards Passing	2976	3941
Avg. Per Game	186.0	246.3
Sacked/Yards Lost	42/331	19/145
Gross Yards	3307	4086
Att./Completions	489/226	532/309
Completion Pct.	46.2	58.1
Had Intercepted	20	20
Punts/Average	71/41.5	67/40.7
Net Punting Avg.	71/32.8	67/35.0
Penalties/Yards	99/803	79/705
Fumbles/Ball Lost	40/19	35/13
Touchdowns	36	49
Rushing	17	20
Passing	15	25
Returns	4	4

SCORE BY PERIOD

	01	02	03	04	OT	Pts
Steelers	85	94	47	110	0	336
Opponents	64	138	103	116	0	421

PASSING

	Att	Cmp	Yds	Cmp%	TD	Int	Long	Sack/Lost	Rating
Briester	370	175	2634	47.3	11	14	89t	36/292	65.3
Blackledge	79	38	494	48.1	2	3	34	4/25	60.8
Bono	35	10	110	28.6	1	2	15	1/8	25.9
Carter	3	2	56	66.7	0	0	40	0/0	109.7
Lipps	2	1	13	50.0	1	1	13t	1/6	70.8
Steelers	489	226	3307	46.2	15	20	89t	42/331	62.0
Opponents	532	309	4086	58.1	25	20	86t	19/145	82.5

SCORING

	TD	Ru	Pa	Rt	PAT	FG	2Pt	Pts
Anderson	0	0	0	0	34/35	28/36	0	118
Briester	6	6	0	0	0/0	0/0	0	36
Hoge	6	3	3	0	0/0	0/0	0	36
Lipps	6	1	5	0	0/0	0/0	0	36
Carter	5	3	2	0	0/0	0/0	0	30
Jackson	3	3	0	0	0/0	0/0	0	18
Stone	2	0	1	0	0/0	0/0	0	12
Blackledge	1	1	0	0	0/0	0/0	0	6
Gothard	1	0	1	0	0/0	0/0	0	6
Jordan	1	0	0	1	0/0	0/0	0	6
Lockett	1	0	1	0	0/0	0/0	0	6
Thompson	1	0	1	0	0/0	0/0	0	6
W. Williams	1	0	1	0	0/0	0/0	0	6
Woodruff	1	0	0	1	0/0	0/0	0	6
Woodson	1	0	0	1	0/0	0/0	0	6
Steelers	36	17	15	4	34/36	28/36	0	336
Opponents	47	20	25	2	47/48	26/32	0	409

Sacks: Johnson 4.0, Nickerson 3.5, G. Williams 3.5, Carr 3.5, Jones 1.5, Reese 1.0, Woodson 0.5, Lloyd 0.5, Hinkle 0.5, Thomas 0.5,
Steelers: 19.0, Opponents: 42.0
2-Pt. Conversions: Steelers 0-0, Opponents 0-0

RUSHING

	No.	Yds	Avg	Long	TD
Hoge	170	705	4.1	20	3
Williams	87	409	4.7	33	0
Jackson	74	315	4.3	29t	3
Carter	36	216	6.0	64t	3
Briester	45	209	4.6	20	6
Lipps	6	129	21.5	39t	1
Stone	40	127	3.2	11	0
Pollard	31	93	3.0	7	0
Blackledge	8	25	3.1	10	1
Newsome	2	0	0.0	0	0
Steelers	499	2228	4.5	64t	17
Opponents	516	1864	3.6	64	20

RECEIVING

	No.	Yds	Avg	Long	TD
Lipps	50	973	19.5	89t	5
Hoge	50	487	9.7	40	3
Carter	32	363	11.3	33	2
Lockett	22	365	16.6	44	1
Thompson	16	370	23.1	50	1
Gothard	12	121	10.1	26	1
Stone	11	196	17.8	72t	1
W. Williams	11	66	6.0	21	1
Johnson	10	237	23.7	60	0
Jackson	9	84	9.3	24	0
Pollard	2	22	11.0	19	0
Hinnant	1	23	23.0	23	0
Steelers	226	3307	14.6	89t	15
Opponents	309	4086	13.2	86t	25

INTERCEPTIONS

	No.	Yds	Avg	Long	TD
Woodruff	4	109	27.3	78t	1
Woodson	4	98	24.5	29	0
Everett	3	31	10.3	29	0
Griffin	2	63	31.5	33	0
Jordan	1	28	28.0	28t	1
Carr	1	27	27.0	27	0
Gowdy	1	24	24.0	24	0
Hinkle	1	1	1.0	1	0
Little	1	0	0.0	0	0
Nickerson	1	0	0.0	0	0
Sanchez	1	0	0.0	0	0
Steelers	20	381	19.1	78t	2
Opponents	20	367	18.4	75t	1

PUNTING

	No.	Yds	Avg	Net	TB	In	Lg	B
Newsome	65	2950	45.4	32.8	10	9	62	0
Steelers	65	2950	45.4	32.8	10	9	62	6
Opponents	67	2726	40.7	35.0	3	16	63	0

PUNT RETURNS

	Ret	FC	Yds	Avg	Long	TD
Woodson	33	6	281	8.5	28	0
Lipps	4	2	30	7.5	11	0
Sanchez	2	4	11	5.5	6	0
Steelers	39	12	322	8.3	28	0
Opponents	40	9	418	10.5	32	0

KICKOFF RETURNS

	No.	Yds	Avg	Long	TD
Woodson	37	850	23.0	92t	1
Stone	29	610	21.0	92t	1
Sanchez	4	71	17.8	19	0
Boyle	1	19	19.0	19	0
Jackson	1	10	10.0	10	0
W. Williams	1	10	10.0	10	0
Blankenship	1	5	5.0	5	0
Steelers	74	1575	21.3	92t	2
Opponents	63	1351	21.4	90t	1

FIELD GOALS

	1-19	20-29	30-39	40-49	50+
Anderson	1/1	11/11	9/10	6/12	1/2
Steelers	1/1	11/11	9/10	6/12	1/2
Opponents	3/3	6/7	9/10	7/10	1/2

1987 Final Regular-Season Statistics (Won 8, Lost 7)

SCHEDULE

Date	W-L	Score	Opponent	Attendance
9/13	W	30-17	San Francisco	55,735
9/20	L	34-10	at Cleveland	79,543
9/27		Cancelled	NY Jets (Player Strike)	
10/4	W	28-12	at Atlanta	16,667
10/11	L	31-21	at L.A. Rams	20,219
10/18	W	21-7	Indianapolis	34,627
10/25	W	23-20	Cincinnati	53,692
11/1	L	35-24	at Miami	52,578
11/8	W	17-16	at Kansas City	45,249
11/15	L	23-3	Houston	56,177
11/22	W	30-16	at Cincinnati	59,910
11/29	L	20-16	New Orleans	47,896
12/6	W	13-9	Seattle	48,881
12/13	W	20-16	at San Diego	51,605
12/20	L	24-16	at Houston	38,683
12/26	L	19-13	Cleveland	56,394

TEAM STATISTICS

	Pittsburgh	Opponent
Total First Downs	263	289
Rushing	114	94
Passing	126	170
Penalty	23	25
3rd Down: Made/Att	86/229	78/222
3rd Down Pct.	39.5	34.0
Total Net Yards	4410	4920
Avg. Per Game	294.0	328.0
Total Plays	973	962
Avg. Per Play	4.5	5.1
Net Yards Rushing	2144	1610
Avg. Per Game	142.9	107.3
Total Rushes	517	455
Net Yards Passing	2266	3310
Avg. Per Game	151.1	220.7
Sacked/Yards Lost	27/198	26/196
Gross Yards	2464	3506
Att./Completions	429/198	481/290
Completion Pct.	46.2	60.3
Had Intercepted	25	27
Punts/Average	82/40.2	70/39.2
Net Punting Avg.	82/31.2	70/33.4
Penalties/Yards	105/801	95/771
Fumbles/Ball Lost	37/8	41/17
Touchdowns	31	34
Rushing	11	8
Passing	13	22
Returns	7	4

SCORE BY PERIOD

	01	02	03	04	OT	Pts
Steelers	50	88	51	96	0	285
Opponents	45	79	77	98	0	299

SCORING

	TD	Ru	Pa	Rt	PAT	FG	2Pt	Pts
Anderson	0	0	0	0	21/21	22/27	0	87
Carter	3	0	3	0	0/0	0/0	0	18
Malone	3	3	0	0	0/0	0/0	0	18
Pollard	3	3	0	0	0/0	0/0	0	18
Abercrombie	2	2	0	0	0/0	0/0	0	12
Alston	2	0	2	0	0/0	0/0	0	12
Stallworth	2	0	2	0	0/0	0/0	0	12
Trout	0	0	0	0	10/10	0/2	0	10
Bono	1	1	0	0	0/0	0/0	0	6
Clinkscales	1	0	1	0	0/0	0/0	0	6
Gothard	1	0	1	0	0/0	0/0	0	6
Gowdy	1	0	0	1	0/0	0/0	0	6
Hall	2	0	0	2	0/0	0/0	0	6
Hairston	1	0	1	0	0/0	0/0	0	6
Hoge	1	0	1	0	0/0	0/0	0	6
Jackson	1	1	0	0	0/0	0/0	0	6
Lockett	1	0	1	0	0/0	0/0	0	6
Sanders	1	1	0	0	0/0	0/0	0	6
Shell	2	0	0	2	0/0	0/0	0	6
Thompson	1	0	1	0	0/0	0/0	0	6
Woodruff	1	0	1	0	0/0	0/0	0	6
Woodson	1	0	0	1	0/0	0/0	0	6
Steelers	29	11	13	5	31/31	22/29	0	273
Opponents	31	8	22	1	31/33	20/26	0	281

Sacks: Merrweather 5.5, Garg 4.0, Willis 3.0, Carr 3.0, Hinkle 2.0, Team 2.0, Little 1.5, Cole 1.0, Dawkins 1.0, J. Williams 1.0, Warren 1.0, G. Williams 1.0.

Steelers: 26.0, Opponents: 27.0

2-Pt. Conversions: Steelers 0-0, Opponents 0-0

RUSHING

	No.	Yds	Avg	Long	TD
Jackson	180	696	3.9	39	1
Pollard	128	536	4.2	33	3
Abercrombie	123	459	3.7	28t	2
Malone	34	162	4.8	42t	3
Stone	17	135	7.9	51	0
Sanders	11	65	5.9	14	1
BoNo.	8	27	3.4	23	1
Collier	4	20	5.0	12	0
Newsome	2	16	8.0	16	0
Carter	5	12	2.4	4	0
Hoge	3	8	2.7	5	0
Reeder	2	8	4.0	4	0
Steelers	517	2144	4.1	51	11
Opponents	455	1610	3.5	58	8

RECEIVING

	No.	Yds	Avg	Long	TD
Stallworth	41	521	12.7	45	2
Abercrombie	24	209	8.7	24	2
Thompson	17	313	18.4	63	1
Sweeney	16	217	13.6	34	0
Carter	16	180	11.3	26t	3
Pollard	14	77	5.5	17	0
Clinkscales	13	240	18.5	57	1
Lee	12	124	10.3	24	0
Lipps	11	164	14.9	27	0
Lockett	7	116	16.6	25	1
Steelers	198	2464	12.4	63	13
Opponents	290	3506	12.1	52t	22

INTERCEPTIONS

	No.	Yds	Avg	Long	TD
Woodruff	5	91	18.2	33t	1
Hall	3	29	9.7	25t	1
Everett	3	22	7.3	21	0
Hinkle	3	15	5.0	8	0
Gowdy	2	50	25.0	45t	1
Merrweather	2	26	13.0	15	0
Griffin	2	2	1.0	2	0
Shell	1	50	50.0	50t	1
Woodson	1	45	45.0	45t	1
Riley	1	4	4.0	4	0
Sheffield	1	2	2.0	2	0
Cole	1	0	0.0	0	0
Edwards	1	0	0.0	0	0
Williams	1	0	0.0	0	0
Steelers	27	336	12.4	50t	5
Opponents	25	330	13.2	49	1

PUNTING

	No.	Yds	Avg	Net	TB	In	Lg	B
Newsome	64	2678	41.8	31.5	13	8	57	1
Bruno	16	619	38.7	30.4	4	5	56	1
Steelers	80	3297	41.2	31.2	17	13	57	2
Opponents	70	2741	39.2	33.4	8	17	55	0

PUNT RETURNS

	Ret	FC	Yds	Avg	Long	TD
Woodson	16	1	135	8.4	20	0
Lipps	7	1	46	6.6	12	0
Anderson	7	1	38	5.4	10	0
Everett	4	2	22	5.5	11	0
Lockett	2	1	3	1.5	5	0
Steelers	36	6	244	6.8	20	0
Opponents	46	7	395	8.6	44	0

KICKOFF RETURNS

	No.	Yds	Avg	Long	TD
Woodson	36	982	27.3	84t	1
Stone	7	173	24.7	73	0
Thompson	4	41	10.3	15	0
J. Williams	4	31	7.8	22	0
J. Johnson	3	43	14.3	19	0
Griffin	1	21	21.0	21	0
Hinnant	1	13	13.0	13	0
Steelers	56	1304	23.3	84t	1
Opponents	53	1096	20.7	42	0

FIELD GOALS

	1-19	20-29	30-39	40-49	50+
Anderson	0/0	8/9	4/4	8/12	2/2
Trout	0/0	0/1	0/1	0/0	0/0
Steelers	0/0	8/10	4/5	8/12	2/2
Opponents	0/0	6/6	10/10	4/7	0/3

PASSING

	Att	Cmp	Yds	Cmp%	TD	Int	Long	Sack/Lost	Rating
Malone	336	156	1896	46.4	6	19	63	18/151	46.7
Bono	74	34	438	45.9	5	2	57	6/30	76.3
Brister	12	4	20	33.3	0	3	10	2/14	2.8
Collier	7	4	110	57.1	2	1	49	1/3	101.8
Steelers	429	198	2464	46.2	13	25	63	27/198	50.3
Opponents	481	290	3506	60.3	22	27	52t	26/196	74.6

1986 Final Regular-Season Statistics (Won 6, Lost 10)

SCHEDULE

Date	W-L	Score	Opponent	Attendance
9/7	L	30-0	at Seattle	61,461
9/15	L	21-10	Denver	57,305
9/21	L	31-7	at Minnesota	56,795
9/28	W	22-16/OT	at Houston	42,001
10/5	L	27-24	Cleveland	57,327
10/13	L	24-22	at Cincinnati	54,283
10/19	L	34-0	New England	54,743
10/26	W	30-9	Cincinnati	50,815
11/2	W	27-3	Green Bay	52,831
11/9	L	16-12	at Buffalo	72,000
11/16	W	21-10	Houston	49,724
11/23	L	37-31/OT	at Cleveland	76,542
11/30	L	13-10/OT	at Chicago	61,425
12/7	W	27-17	Detroit	45,042
12/13	W	45-24	at N.Y. Jets	58,044
12/21	L	24-19	Kansas City	47,150

TEAM STATISTICS

	Pittsburgh	Opponent
Total First Downs	292	303
Rushing	125	97
Passing	140	176
Penalty	27	30
3rd Down: Made/Att	86/232	81/228
3rd Down Pct.	37.1	35.5
Total Net Yards	4811	5252
Avg. Per Game	300.7	328.3
Total Plays	1075	1050
Avg. Per Play	4.5	5.0
Net Yards Rushing	2223	1872
Avg. Per Game	138.9	117.0
Total Rushes	564	471
Net Yards Passing	2588	3380
Avg. Per Game	161.8	211.3
Sacked/Yards Lost	20/159	43/289
Gross Yards	2747	3669
Att./Completions	491/238	536/311
Completion Pct.	48.5	58.0
Had Intercepted	20	20
Punts/Average	89/38.7	82/39.0
Net Punting Avg.	89/30.6	82/31.0
Penalties/Yards	104/853	108/899
Fumbles/Ball Lost	28/16	31/13
Touchdowns	35	39
Rushing	18	10
Passing	16	22
Returns	1	7

SCORE BY PERIOD

	01	02	03	04	OT	Pts
Steelers	51	83	90	77	6	307
Opponents	67	129	54	77	9	336

PASSING

	Att	Cmp	Yds	Cmp%	TD	Int	Long	Sack/Lost	Rating
Malone	425	216	2444	50.8	15	18	48	13/97	62.5
Brister	60	21	291	35.0	0	2	58	6/57	37.6
Campbell	4	0	0	0.0	0	0	0	1/5	39.6
Newsome	2	1	12	50.0	1	0	12t	0/0	108.3
Steelers	491	238	2747	48.5	16	20	58	20/159	59.7
Opponents	536	311	3669	58.0	22	20	55t	43/289	77.1

SCORING

	TD	Ru	Pa	Rt	PAT	FG	2Pt	Pts
Anderson	0	0	0	0	32/32	21/32	0	95
Abercrombie	8	6	2	0	0/0	0/0	0	48
Jackson	5	5	0	0	0/0	0/0	0	30
Malone	5	5	0	0	0/0	0/0	0	30
Thompson	5	0	5	0	0/0	0/0	0	30
Erenberg	4	1	3	0	0/0	0/0	0	24
Lipps	3	2	1	0	0/0	0/0	0	18
Brister	1	1	0	0	0/0	0/0	0	6
Gothard	1	0	1	0	0/0	0/0	0	6
Sanchez	1	0	1	0	0/0	0/0	0	6
Stallworth	1	0	1	0	0/0	0/0	0	6
Sweeney	1	0	1	0	0/0	0/0	0	6
Steelers	35	18	16	1	32/34	21/32	0	307
Opponents	39	10	22	7	36/38	22/39	0	324

Sacks: Willis 12.0, Gary 6.5, Merriweather 6.0,
Nelson 5.0, Hinkle 4.5, G. Williams 3.5, Dunn 2.5,
Sims 1.0, Team 1.0, Little 0.5, Cole 0.5
Steelers: 43.0, Opponents: 20.0
2-Pt. Conversions: Steelers 0-0, Opponents 0-0

RUSHING

	No.	Yds	Avg	Long	TD
Jackson	216	910	4.2	31	5
Abercrombie	214	877	4.1	38t	6
Erenberg	42	170	4.0	17	1
Malone	31	107	3.5	45	5
Pollard	24	86	3.6	12	0
Hughes	14	32	2.3	8	0
Reeder	6	20	3.3	6	0
Brister	4	12	3.0	13	0
Sanders	6	10	1.7	9	1
Seitz	3	2	0.7	2	0
Lipps	4	-3	-0.8	8	0
Steelers	564	2223	3.9	45	18
Opponents	471	1872	4.0	61t	10

RECEIVING

	No.	Yds	Avg	Long	TD
Abercrombie	47	395	8.4	27	2
Lipps	38	590	15.5	48	3
Stallworth	34	466	13.7	40t	1
Erenberg	27	217	8.0	19	3
Sweeney	21	337	16.0	58	1
Gothard	21	246	11.7	34	1
Thompson	17	191	11.2	20	5
Jackson	17	176	9.9	28	0
Hughes	10	98	9.8	22	0
Sanders	2	19	9.5	10	0
Pollard	2	15	7.5	10	0
Reeder	2	4	2.0	3	0
Steelers	238	2747	11.5	58	16
Opponents	311	3669	11.8	55t	22

INTERCEPTIONS

	No.	Yds	Avg	Long	TD
Sanchez	3	71	23.7	67t	1
Williams	3	44	14.7	25	0
Shell	3	29	9.7	17	0
Woods	3	26	8.7	23	0
Clayton	3	18	6.0	14	0
Hinkle	3	7	2.3	6	0
Merriweather	2	14	7.0	11	0
Swain	0	9	1.0	1	0
Steelers	20	218	10.9	67t	1
Opponents	20	244	12.2	37t	2

PUNTING

	No.	Yds	Avg	Net	TB	In	Lg	B
Newsome	86	3447	40.1	38.7	11	18	64	0
Steelers	86	3447	40.1	38.7	11	18	64	0
Opponents	82	3194	39.0	31.0	7	17	69	0

PUNT RETURNS

	Ret	FC	Yds	Avg	Long	TD
Woods	33	12	294	8.9	41	0
Lipps	3	1	16	5.3	10	0
Steelers	36	13	310	8.6	41	0
Opponents	34	14	364	10.7	44	0

KICKOFF RETURNS

	No.	Yds	Avg	Long	TD
Sanchez	25	591	23.6	64	0
Elder	21	425	20.2	36	0
Sanders	8	148	18.5	29	0
Reeder	4	52	13.0	17	0
Hughes	2	16	8.0	16	0
Seitz	2	25	12.5	14	0
Merriweather	1	27	27.0	27	0
Woods	1	17	17.0	17	0
Rostovsky	1	3	3.0	3	0
Sweeney	1	0	0.0	0	0
Steelers	66	1304	19.8	64	0
Opponents	56	1362	24.3	100t	3

FIELD GOALS

	1-19	20-29	30-39	40-49	50+
Anderson	0/1	6/7	6/7	9/14	0/3
Steelers	0/1	6/7	6/7	9/14	0/3
Opponents	2/2	6/10	7/11	7/13	0/3

1985 Final Regular-Season Statistics (Won 7, Lost 9)

SCHEDULE

Date	W-L	Score	Opponent	Attendance
9/8	W	45-3	Indianapolis	55,279
9/16	L	17-7	at Cleveland	79,042
9/22	W	20-0	Houston	58,752
9/30	L	37-24	Cincinnati	59,541
10/6	L	24-20	at Miami	72,820
10/13	L	27-13	at Dallas	62,932
10/20	W	23-10	St. Louis	56,478
10/27	L	26-21	at Cincinnati	55,421
11/3	W	10-9	Cleveland	51,976
11/10	W	36-28	at Kansas City	46,126
11/17	W	30-7	at Houston/OT	45,977
11/24	L	30-23	Washington	59,293
12/1	L	31-23	Denver	56,797
12/8	L	54-44	at San Diego	52,098
12/15	W	30-24	Buffalo	35,953
12/21	L	28-10	at N.Y. Giants	66,785

TEAM STATISTICS

	Pittsburgh	Opponent
Total First Downs	315	273
Rushing	125	105
Passing	165	144
Penalty	25	24
3rd Down: Made/Att	92/237	71/207
3rd Down Pct.	38.8	34.3
Total Net Yards	5350	4659
Avg. Per Game	334.4	291.2
Total Plays	1086	990
Avg. Per Play	4.9	4.7
Net Yards Rushing	2177	1876
Avg. Per Game	136.1	117.3
Total Rushes	541	470
Net Yards Passing	3173	2783
Avg. Per Game	198.3	173.9
Sacked/Yards Lost	33/224	36/305
Gross Yards	3397	3088
Att./Completions	512/254	484/287
Completion Pct.	49.6	59.3
Had Intercepted	27	20
Punts/Average	79/39.1	86/40.9
Net Punting Avg.	79/32.5	86/32.9
Penalties/Yards	85/665	89/679
Fumbles/Ball Lost	31/9	34/14
Touchdowns	40	43
Rushing	14	19
Passing	23	18
Returns	3	6

SCORE BY PERIOD

	01	02	03	04	OT	Pts
Steelers	58	134	83	104	0	379
Opponents	72	129	53	101	0	355

PASSING

	Att	Cmp	Yds	Cmp%	TD	Int	Long	Sack/Lost	Rating
Malone	233	117	1428	50.2	13	7	45t	10/80	75.6
Woodley	183	94	1357	51.4	6	14	69	13/84	54.7
Campbell	96	43	612	44.8	4	6	51	10/60	53.7
Steelers	512	254	3397	49.6	23	27	69	33/224	64.0
Opponents	484	287	3088	59.3	18	20	75t	36/305	73.3

SCORING

	TD	Ru	Pa	Rt	PAT	FG	2Pt	Pts
Anderson	0	0	0	0	40/40	33/42	0	139
Lipps	15	1	12	2	0/0	0/0	0	90
Abercrombie	9	7	2	0	0/0	0/0	0	54
Stallworth	5	0	5	0	0/0	0/0	0	30
Erenberg	3	0	3	0	0/0	0/0	0	18
Pollard	3	3	0	0	0/0	0/0	0	18
Woodley	2	2	0	0	0/0	0/0	0	12
Malone	1	1	0	0	0/0	0/0	0	6
Thompson	1	0	1	0	0/0	0/0	0	6
Merrifweather	1	0	1	0	0/0	0/0	0	6
Steelers	40	14	23	3	40/40	33/42	0	379
Opponents	42	19	18	6	39/40	19/25	0	349

Sacks: Willis 5.5, Hinkle 5.0, Merrifweather 4.0, Gary 3.0, Goodman 3.0, Cole 3.0, Catano 3.0, Dunn 2.5, Team 2.0, Carr 1.0, Nelson 1.0, Little 1.0, Woods 1.0, Sims 1.0, **Steelers: 36.0, Opponents: 33.0**

2-Pt. Conversions: **Steelers 0-0, Opponents 0-0**

RUSHING

	No.	Yds	Avg	Long	TD
Pollard	233	991	4.3	56	3
Abercrombie	227	851	3.8	32t	7
Malone	15	80	5.3	25	1
Woodley	17	71	4.2	13	2
Erenberg	16	67	4.2	12	0
Spencer	13	56	4.3	11	0
Campbell	9	28	3.1	14	0
Morse	8	17	2.1	9	0
Lipps	3	16	5.3	15t	1
Steelers	541	2177	4.0	56	14
Opponents	470	1876	4.0	77t	19

RECEIVING

	No.	Yds	Avg	Long	TD
Stallworth	75	937	12.5	41	5
Lipps	59	1134	19.2	51	12
Erenberg	33	326	9.9	35	3
Pollard	24	250	10.4	20	0
Abercrombie	24	209	8.7	27	2
Sweeney	16	234	14.6	69	0
Thompson	8	138	17.3	42	1
Gothard	6	83	13.8	24	0
Cunningham	6	61	10.2	17	0
Spencer	3	25	8.3	13	0
Steelers	254	3397	13.4	69	23
Opponents	287	3088	10.8	75t	18

INTERCEPTIONS

	No.	Yds	Avg	Long	TD
Woodruff	5	80	16.0	33	0
Williams	4	47	11.8	29	0
Shell	4	40	10.0	26	0
Merrifweather	2	36	18.0	35t	1
Swain	2	4	2.0	4	0
Little	2	0	0.0	3	0
Cole	1	4	4.0	4	0
Steelers	20	211	10.6	35t	0
Opponents	27	409	15.2	57t	5

PUNTING

	No.	Yds	Avg	Net	TB	In	Lg	B
Newsome	78	3088	39.6	32.5	7	17	59	0
Steelers	78	3088	39.6	32.5	7	17	59	0
Opponents	86	3515	40.9	32.9	10	17	65	0

PUNT RETURNS

	Ret	FC	Yds	Avg	Long	TD
Lipps	36	2	437	12.1	71t	2
Woods	13	2	46	3.5	10	0
Steelers	49	4	483	9.9	71t	2
Opponents	43	8	380	8.8	31	0

KICKOFF RETURNS

	No.	Yds	Avg	Long	TD
Spencer	27	617	22.9	40	0
Erenberg	21	441	21.0	35	0
Lipps	13	237	18.2	24	0
Washington	3	34	11.3	14	0
Tuggle	1	8	8.0	8	0
Steelers	65	1337	20.6	40	0
Opponents	65	1566	24.1	95	0

FIELD GOALS

	1-19	20-29	30-39	40-49	50+
Anderson	1/1	12/13	14/15	5/9	1/4
Steelers	1/1	12/13	14/15	5/9	1/4
Opponents	2/2	2/3	11/12	4/5	0/3

• Team Record

1984 Final Regular-Season Statistics (Won 9, Lost 7)

SCHEDULE

Date	W-L	Score	Opponent	Attendance
9/2	L	37-27	Kansas City	56,709
9/6	W	23-17	at N.Y. Jets	70,564
9/16	W	24-14	L.A. Rams	58,104
9/23	L	20-10	at Cleveland	77,312
10/1	W	38-17	Cincinnati	57,998
10/7	L	31-7	Miami	59,103
10/14	W	20-17	at San Francisco	59,110
10/21	L	17-16	at Indianapolis	60,026
10/28	W	35-10	Atlanta	55,971
11/4	W	35-7	Houston	48,892
11/11	L	22-20	at Cincinnati	52,497
11/19	L	27-24	at New Orleans	66,005
11/25	W	52-24	San Diego	55,586
12/2	L	23-20/OT	at Houston	39,786
12/9	W	23-20	Cleveland	55,825
12/16	W	13-7	at L.A. Raiders	83,056

TEAM STATISTICS

	Pittsburgh	Opponent
Total First Downs	302	282
Rushing	117	87
Passing	167	167
Penalty	18	28
3rd Down: Made/Att	92/227	75/225
3rd Down Pct.	40.5	33.3
Total Net Yards	5420	4916
Avg. Per Game	338.8	307.3
Total Plays	1052	1016
Avg. Per Play	5.2	4.8
Net Yards Rushing	2179	1617
Avg. Per Game	136.2	101.1
Total Rushes	574	454
Net Yards Passing	3241	3299
Avg. Per Game	202.6	206.2
Sacked/Yards Lost	35/278	47/390
Gross Yards	3519	3689
Att./Completions	443/240	515/299
Completion Pct.	54.2	58.1
Had Intercepted	25	31
Punts/Average	70/41.2	90/42.4
Net Punting Avg.	70/34.7	90/32.5
Penalties/Yards	112/948	107/945
Fumbles/Ball Lost	40/15	30/11
Touchdowns	45	35
Rushing	13	12
Passing	25	19
Returns	7	4

SCORE BY PERIOD

	01	02	03	04	OT	Pts
Steelers	50	147	95	95	0	387
Opponents	26	105	69	107	3	310

PASSING

	Att	Cmp	Yds	Cmp%	TD	Int	Long	Sack/Lost	Rating
Malone	272	147	2137	54.0	16	17	61t	25/211	73.4
Woodley	156	85	1273	54.5	8	7	80t	10/67	79.9
Campbell	15	8	109	53.3	1	1	25t	0/0	71.3
Steelers	443	240	3519	54.2	25	25	80t	35/278	75.6
Opponents	515	299	3689	58.1	19	31	68t	47/390	76.5

SCORING

	TD	Ru	Pa	Rt	PAT	FG	2Pt	Pts
Anderson	0	0	0	0	45/45	24/32	0	117
Stallworth	11	0	11	0	0/0	0/0	0	66
Lipps	11	1	9	1	0/0	0/0	0	66
Pollard	6	6	0	0	0/0	0/0	0	36
Erenberg	3	2	1	0	0/0	0/0	0	18
Malone	3	3	0	0	0/0	0/0	0	18
Thompson	3	0	3	0	0/0	0/0	0	18
Washington	2	0	0	2	0/0	0/0	0	12
Abercrombie	1	1	0	0	0/0	0/0	0	6
Shell	1	0	0	1	0/0	0/0	0	6
Cunningham	1	0	1	0	0/0	0/0	0	6
Woodruff	1	0	0	1	0/0	0/0	0	6
Steelers	43	13	25	5	45/45	24/32	0	375
Opponents	35	12	19	3	34/35	22/28	0	310

Sacks: Merriweather 15.0, E.Nelson 7.0, Hinkle 5.5, Willis 5.0, Gary 4.0, Goodman 2.5, Cole 2.0, E. Williams 2.0, Little 1.0, Dunn 1.0, Clayton 1.0, Team 1.0, **Steelers: 47.0, Opponents: 35.0**

2-Pt. Conversions: Steelers 0-0, Opponents 0-0

RUSHING

	No.	Yds	Avg	Long	TD
Pollard	213	851	4.0	52	6
Abercrombie	145	610	4.2	31	1
Erenberg	115	405	3.5	31	2
Corley	18	89	4.9	23	0
Veals	31	87	2.8	9	0
Lipps	3	71	23.7	36t	1
Malone	25	42	1.7	13t	3
Gillespie	7	18	2.6	9	0
Woodley	11	14	1.3	7	0
Spencer	1	0	0.0	0	0
Colquitt	1	0	0.0	0	0
Capers	1	-3	-3.0	-3	0
Campbell	3	-5	-5.0	-5	0
Steelers	574	2179	3.8	52	13
Opponents	454	1617	3.6	31	12

RECEIVING

	No.	Yds	Avg	Long	TD
Stallworth	80	1395	17.4	51	11
Lipps	45	860	19.1	80t	9
Erenberg	38	358	9.4	25	1
Pollard	21	186	8.9	18	0
Thompson	17	291	17.1	59	3
Abercrombie	16	135	8.4	59	0
Capers	7	81	11.6	19	0
Kolodziejski	5	59	11.8	22	0
Cunningham	4	64	16.0	29	1
D. Nelson	2	31	15.5	19	0
Sweeney	2	25	12.5	16	0
Garrity	2	22	11.0	12	0
Gillespie	1	12	12.0	12	0
Steelers	240	3519	14.7	80t	25
Opponents	299	3689	12.3	68	19

INTERCEPTIONS

	No.	Yds	Avg	Long	TD
Shell	7	61	8.7	52t	1
Washington	6	138	23.0	69t	2
Woodruff	5	56	11.2	42t	1
Hinkle	3	77	25.7	43	0
E. Williams	3	49	16.3	44	0
Merriweather	2	9	4.5	8	0
Woods	2	0	0.0	0	0
C. Brown	1	31	31.0	31	0
Cole	1	12	12.0	12	0
Clayton	1	0	0.0	0	0
Steelers	31	433	14.0	69t	4
Opponents	25	371	14.8	70	1

PUNTING

	No.	Yds	Avg	Net	TB	In	Lg	B
Colquitt	70	2883	41.2	34.7	5	21	62	0
Steelers	70	2883	41.2	34.7	5	21	62	0
Opponents	90	3818	42.4	32.5	10	13	60	0

PUNT RETURNS

	Ret	FC	Yds	Avg	Long	TD
Lipps	53	0	656	12.4	76t	1
Woods	6	0	40	6.7	14	0
Clayton	1	0	0	0.0	0	0
Long	1	0	0	0.0	0	0
Steelers	61	0	696	11.4	76t	1
Opponents	37	0	351	9.5	58t	1

KICKOFF RETURNS

	No.	Yds	Avg	Long	TD
Erenberg	28	575	20.5	47	0
Spencer	18	373	20.7	40	0
Veals	4	40	10.0	18	0
Corley	1	15	15.0	15	0
Gillespie	1	12	12.0	12	0
C. Brown	1	11	11.0	11	0
Catano	1	0	0.0	0	0
Steelers	54	1026	19.0	47	0
Opponents	61	1338	21.9	97t	1

FIELD GOALS

	1-19	20-29	30-39	40-49	50+
Anderson	0/0	8/9	6/9	8/11	2/3
Steelers	0/0	8/9	6/9	8/11	2/3
Opponents	2/2	5/5	8/10	6/9	1/2

• Team Record

1983 Final Regular-Season Statistics (Won 10, Lost 6)

SCHEDULE

Date	W-L	Score	Opponent	Attendance
9/4	L	14-10	Denver	58,233
9/11	W	25-21	at Green Bay	58,154
9/18	W	40-28	at Houston	44,150
9/25	L	28-23	New England	58,282
10/2	W	17-10	Houston	56,901
10/10	W	24-14	at Cincinnati	56,086
10/16	W	44-17	Cleveland	59,263
10/23	W	27-21	at Seattle	61,615
10/30	W	17-12	Tampa Bay	57,468
11/6	W	26-3	San Diego	58,191
11/13	W	24-13	at Baltimore	57,319
11/20	L	17-14	Minnesota	58,417
11/24	L	45-3	at Detroit	77,724
12/4	L	23-10	Cincinnati	55,832
12/10	W	34-7	at N.Y. Jets	53,996
12/18	L	30-17	at Cleveland	72,313

TEAM STATISTICS

	Pittsburgh	Opponent
Total First Downs	312	278
Rushing	156	100
Passing	141	151
Penalty	15	27
3rd Down: Made/Att	99/231	77/216
3rd Down Pct.	42.9	35.6
Total Net Yards	5014	4728
Avg. Per Game	313.4	295.5
Total Plays	1075	1006
Avg. Per Play	4.7	4.7
Net Yards Rushing	2610	1833
Avg. Per Game	163.1	114.6
Total Rushes	614	509
Net Yards Passing	2404	2895
Avg. Per Game	150.3	180.9
Sacked/Yards Lost	52/350	50/361
Gross Yards	2754	3256
Att./Completions	409/211	447/238
Completion Pct.	51.6	53.2
Had Intercepted	23	28
Punts/Average	80/41.9	88/41.1
Net Punting Avg.	80/35.0	88/33.1
Penalties/Yards	99/836	96/782
Fumbles/Ball Lost	42/20	34/17
Touchdowns	39	37
Rushing	17	14
Passing	15	19
Returns	7	4

SCORE BY PERIOD

	01	02	03	04	OT	Pts
Steelers	95	105	30	125	0	355
Opponents	80	78	72	73	0	303

PASSING

	Att	Cmp	Yds	Cmp%	TD	Int	Long	Sack/Lost	Rating
Stout	381	197	2553	51.7	12	21	52	51/339	60.6
Malone	20	9	124	45.0	1	2	38	1/11	42.5
Bradshaw	8	5	77	62.5	2	0	24	0/0	133.9
Steelers	409	211	2754	51.6	15	23	52	52/350	61.9
Opponents	447	238	3256	53.2	19	28	76t	50/361	64.9

SCORING

	TD	Ru	Pa	Rt	PAT	FG	2Pt	Pts
Anderson	0	0	0	0	38/39	27/31	0	119
Abercrombie	7	4	3	0	0/0	0/0	0	42
F.Harris	7	5	2	0	0/0	0/0	0	42
Sweeney	5	0	5	0	0/0	0/0	0	30
Pollard	4	4	0	0	0/0	0/0	0	24
Stout	4	4	0	0	0/0	0/0	0	24
Cunningham	3	0	3	0	0/0	0/0	0	18
Hinkle	1	0	0	1	0/0	0/0	0	6
Johnson	1	0	0	1	0/0	0/0	0	6
Clayton	1	0	0	1	0/0	0/0	0	6
Merriweather	1	0	0	1	0/0	0/0	0	6
Capers	1	0	1	0	0/0	0/0	0	6
Garrity	1	0	1	0	0/0	0/0	0	6
Steelers	36	17	15	4	38/39	27/31	0	337
Opponents	37	14	19	4	36/37	15/20	0	303

Sacks: Willis 14.0, Gary 7.5, Dunn 6.0, Cole 5.0, Lambert 4.0, Nelson 3.0, Beasley 2.5, Rivera 2.0, Clayton 2.0, Kohrs 1.5, Goodman 1.0, Woodruff 1.0, Merriweather 0.5, Steelers: 50.0, Opponents: 52.0
2-Pt. Conversions: Steelers 0-0, Opponents 0-0

RUSHING

	No.	Yds	Avg	Long	TD
F.Harris	279	1007	3.6	19	5
Pollard	135	608	4.5	32	4
Stout	77	479	6.2	23	4
Abercrombie	112	446	4.0	50	4
Hawthorne	5	47	9.4	20	0
T.Harris	2	15	7.5	10	0
Odom	2	7	3.5	4	0
Bradshaw	8	7	0.9	7	0
Sweeney	3	5	1.7	2	0
Steelers	614	2610	4.3	50t	17
Opponents	509	1833	3.6	30	14

RECEIVING

	No.	Yds	Avg	Long	TD
Sweeney	39	577	14.8	42	5
Cunningham	35	442	12.6	25	3
F.Harris	34	278	8.2	29t	2
Abercrombie	26	391	15.0	51t	3
Hawthorne	19	300	15.8	52	0
Garrity	19	279	14.7	38	1
Pollard	16	127	7.9	17	0
Capers	10	185	18.5	36	1
Stallworth	8	100	12.5	20	0
Skansi	3	39	13.0	21	0
Rodgers	2	36	18.0	25	0
Steelers	211	2754	13.1	52	15
Opponents	238	3256	13.7	76t	19

INTERCEPTIONS

	No.	Yds	Avg	Long	TD
Woods	5	53	10.6	31	0
Shell	5	18	3.6	18	0
Blount	4	32	8.0	21	0
Woodruff	3	85	28.3	47	0
Johnson	3	84	28.0	34t	1
Merriweather	3	55	18.3	31t	1
Lambert	2	-1	-0.5	0	0
Clayton	1	70	70.0	70t	1
Washington	1	25	25.0	25	0
Hinkle	1	14	14.0	14t	1
Steelers	28	435	15.5	70t	4
Opponents	23	252	11.0	41t	2

PUNTING

	No.	Yds	Avg	Net	TB	In	Lg	B
Colquitt	80	3352	41.9	35.0	7	20	58	0
Steelers	80	3352	41.9	35.0	7	20	58	0
Opponents	88	3615	41.1	33.1	14	10	61	0

PUNT RETURNS

	Ret	FC	Yds	Avg	Long	TD
Skansi	43	9	363	8.4	57	0
Woods	5	0	46	9.2	13	0
T.Harris	3	0	12	4.0	6	0
Steelers	51	9	421	8.3	57	0
Opponents	44	5	418	9.5	81t	1

KICKOFF RETURNS

	No.	Yds	Avg	Long	TD
Odom	39	758	19.4	35	0
T.Harris	18	289	16.1	32	0
Bingham	1	15	15.0	15	0
Kohrs	1	6	6.0	6	0
Steelers	59	1068	18.1	35	0
Opponents	65	1507	23.2	97t	1

FIELD GOALS

	1-19	20-29	30-39	40-49	50+
Anderson	2/2	8/9	9/10	8/10	0/0
Steelers	2/2	8/9	9/10	8/10	0/0
Opponents	1/1	6/7	6/6	2/5	0/1

1982 Final Regular-Season Statistics (Won 6, Lost 3)

SCHEDULE

Date	W-L	Score	Opponent	Attendance
9/13	W	36-28	at Dallas	63,431
9/19	W	26-20/OT	Cincinnati	53,973
9/26	Cancelled		NY Giants	
10/3	Cancelled		at Denver	
10/11	Cancelled		Philadelphia	
10/17	Cancelled		at Washington	
10/31	Cancelled		at Cincinnati	
11/7	Cancelled		Houston	
11/14	Cancelled		NY Jets	
11/21	W	24-10	at Houston	42,338
11/28	L	16-0	at Seattle	55,553
12/5	W	35-14	Kansas City	52,090
12/12	L	13-0	at Buffalo	58,391
12/19	L	10-9	at Cleveland	67,139
12/26	W	37-14	New England	50,515
1/2	W	37-21	Cleveland	52,312

• Game cancelled for player strike

TEAM STATISTICS

	Pittsburgh	Opponent
Total First Downs	171	174
Rushing	69	92
Passing	91	142
Penalty	11	14
3rd Down: Made/Att	47/121	47/126
3rd Down Pct.	39.0	37.3
Total Net Yards	2970	2874
Avg. Per Game	330.0	319.3
Total Plays	583	599
Avg. Per Play	5.1	4.8
Net Yards Rushing	1187	762
Avg. Per Game	131.9	84.7
Total Rushes	289	236
Net Yards Passing	1783	2112
Avg. Per Game	198.1	234.7
Sacked/Yards Lost	19/139	34/273
Gross Yards	1922	2385
Att./Completions	275/141	329/176
Completion Pct.	51.3	53.5
Had Intercepted	16	17
Punts/Average	49/40.4	53/38.1
Net Punting Avg.	49/35.1	53/30.6
Penalties/Yards	59/459	44/345
Fumbles/Ball Lost	18/7	17/8
Touchdowns	25	17
Rushing	7	5
Passing	17	12
Returns	1	6

SCORE BY PERIOD

	Q1	Q2	Q3	Q4	OT	Pts
Steelers	47	54	38	59	6	204
Opponents	13	43	38	52	0	146

PASSING

	Att	Cmp	Yds	Cmp%	TD	Int	Long	Sack/Lost	Rating
Bradshaw	240	127	1768	52.9	17	11	74t	18/131	81.4
Stout	35	14	154	40.0	0	5	24	1/8	14.2
Steelers	275	141	1922	51.3	17	16	74t	19/139	70.3
Opponents	329	176	2385	53.5	12	17	75t	34/273	67.5

SCORING

	TD	Ru	Pa	Rt	PAT	FG	2Pt	Pts
Anderson	0	0	0	0	22/22	10/12	0	52
Stallworth	7	0	7	0	0/0	0/0	0	42
Smith	4	0	4	0	0/0	0/0	0	24
Hawthorne	3	0	3	0	0/0	0/0	0	18
Cunningham	2	0	2	0	0/0	0/0	0	12
Pollard	2	2	0	0	0/0	0/0	0	12
Harris	2	2	0	0	0/0	0/0	0	12
Abercrombie	2	2	0	0	0/0	0/0	0	12
Thornton	1	1	0	0	0/0	0/0	0	6
Pinney	1	0	1	0	0/0	0/0	0	6
Steelers	24	7	17	0	22/22	10/12	0	198
Opponents	17	5	12	0	17/17	9/14	0	146

Sacks: Beasley 6.0, Dunn 6.0, Cole 5.0, Lambert 4.0, Ham 3.0, Toews 2.5, Kohrs 2.0, Goodman 1.5, Shell 1.0, Hinkle 1.0, Woodruff 1.0, Willis 1.0.
Steelers: 34.0, Opponents: 19.0

2-Pt. Conversions: Steelers 0-0, Opponents 0-0

RUSHING

	No.	Yds	Avg	Long	TD
Harris	140	604	4.3	21	2
Pollard	62	238	3.8	18	2
Abercrombie	21	100	4.8	34	2
Davis	24	72	3.0	9	0
Hawthorne	15	68	4.5	11	0
Thornton	6	33	5.5	13	1
Stout	11	28	2.5	8	0
Swann	1	25	25.0	25	0
Bradshaw	8	10	2.3	6	0
Stallworth	1	9	9.0	9	0
Steelers	289	1187	4.1	34	7
Opponents	236	762	3.2	33	5

RECEIVING

	No.	Yds	Avg	Long	TD
Harris	31	249	8.0	20	0
Stallworth	27	441	16.3	74t	7
Cunningham	21	277	13.2	31	2
Swann	18	265	14.7	60	0
Smith	17	387	22.8	51	4
Hawthorne	12	182	15.2	46t	3
Pollard	6	39	6.5	11	0
Sweeney	5	50	10.0	17	0
Abercrombie	1	14	14.0	14	0
Davis	1	11	11.0	11	0
Thornton	1	4	4.0	4	0
Pinney	1	3	3.0	3t	1
Steelers	141	1922	13.6	74t	17
Opponents	176	2385	13.6	75t	12

INTERCEPTIONS

	No.	Yds	Avg	Long	TD
Woodruff	5	53	10.6	30	0
Shell	5	27	5.2	18	0
Johnson	2	5	2.5	5	0
Toews	1	20	20.0	20	0
Woods	1	12	12.0	12	0
Lambert	1	6	6.0	6	0
Ham	1	2	2.0	2	0
Blount	1	2	2.0	2	0
Steelers	17	127	7.5	30	0
Opponents	16	168	10.5	28	0

PUNTING

	No.	Yds	Avg	Net	TB	In	Lg	B
Goodson	49	1981	40.4	35.1	4	11	66	1
Steelers	49	1981	40.4	35.1	4	11	66	1
Opponents	53	2019	38.1	30.6	4	9	54	2

PUNT RETURNS

	Ret	FC	Yds	Avg	Long	TD
Sydnor	22	3	172	7.8	21	0
Woods	13	2	142	10.9	20	0
Merriweather	1	0	3	3.0	3	0
Steelers	36	5	317	8.8	21	0
Opponents	28	4	182	6.5	17	0

KICKOFF RETURNS

	No.	Yds	Avg	Long	TD
Bohannon	14	329	23.5	57	0
Abercrombie	7	139	19.9	46	0
French	2	38	19.0	26	0
Sydnor	2	37	18.5	20	0
Moser	1	18	18.0	18	0
Donnalley	1	8	8.0	8	0
Swann	1	0	0.0	0	0
Steelers	28	569	20.3	57	0
Opponents	36	821	22.8	39	0

FIELD GOALS

	1-19	20-29	30-39	40-49	50+
Anderson	0/0	4/4	1/2	5/5	0/1
Steelers	0/0	4/4	1/2	5/5	0/1
Opponents	0/0	2/2	4/5	2/5	1/2

1981 Final Regular-Season Statistics (Won 8, Lost 8)

MEDIA INFORMATION

FOOTBALL STAFF

2017 PLAYERS

2016 IN REVIEW

STEELERS HISTORY

RECORDS

SCHEDULE

Date	W-L	Score	Opponent	Attendance
9/6	L	37-33	Kansas City	53,305
9/10	L	30-10	at Miami	74,190
9/20	W	38-10	N.Y. Jets	52,973
9/27	W	27-21	New England	53,344
10/4	W	20-6	at New Orleans	64,578
10/11	W	13-7	Cleveland	53,255
10/18	L	34-7	at Cincinnati	57,090
10/26	W	26-13	Houston	52,732
11/1	L	17-14	San Francisco	52,878
11/8	L	24-21	at Seattle	59,058
11/15	W	34-20	at Atlanta	57,485
11/22	W	32-10	at Cleveland	77,958
11/29	W	24-0	L.A. Rams	51,854
12/7	L	30-27	at Oakland	51,769
12/13	L	17-10	Cincinnati	50,623
12/20	L	21-20	at Houston	41,056

TEAM STATISTICS

	Pittsburgh	Opponent
Total First Downs	318	323
Rushing	137	114
Passing	156	181
Penalty	25	28
3rd Down: Made/Att	83/203	90/231
3rd Down Pct.	40.9	39.0
Total Net Yards	5598	5652
Avg. Per Game	349.9	353.3
Total Plays	1042	1084
Avg. Per Play	5.4	5.2
Net Yards Rushing	2372	1869
Avg. Per Game	148.3	116.8
Total Rushes	554	500
Net Yards Passing	3226	3783
Avg. Per Game	201.6	236.4
Sacked/Yards Lost	27/231	40/325
Gross Yards	3457	4107
Att./Completions	461/247	542/302
Completion Pct.	53.6	55.5
Had Intercepted	19	30
Punts/Average	84/43.3	78/42.1
Net Punting Avg.	84/35.3	78/35.8
Penalties/Yards	97/840	112/960
Fumbles/Ball Lost	39/22	31/16
Touchdowns	47	35
Rushing	21	10
Passing	25	22
Returns	1	3

SCORE BY PERIOD

	01	02	03	04	OT	Pts
Steelers	90	97	84	79	6	356
Opponents	33	97	58	109	3	297

SCORING

	TD	Ru	Pa	Rt	PAT	FG	2Pt	Pts
Trout	0	0	0	0	0	38/46	12/17	0 74
Harris	9	8	1	0	0/0	0/0	0/0	54
Smith	7	0	7	0	0/0	0/0	0/0	42
Stallworth	5	0	5	0	0/0	0/0	0/0	30
Swann	5	0	5	0	0/0	0/0	0/0	30
Thornton	4	4	0	0	0/0	0/0	0/0	24
Cunningham	3	0	3	0	0/0	0/0	0/0	18
Malone	3	2	1	0	0/0	0/0	0/0	18
Pollard	2	2	0	0	0/0	0/0	0/0	12
Hawthorne	2	2	0	0	0/0	0/0	0/0	12
Bradshaw	2	2	0	0	0/0	0/0	0/0	12
Davis	1	1	0	0	0/0	0/0	0/0	6
Blount	1	0	0	1	0/0	0/0	0/0	6
Grossman	1	0	1	0	0/0	0/0	0/0	6
Pinney	1	0	1	0	0/0	0/0	0/0	6
Moser	1	0	1	0	0/0	0/0	0/0	6
Steelers	47	21	25	1	138/46	12/17	0	356
Opponents	34	10	22	3	33/35	18/33	0	291

Sacks: Dunn 8.0, Kohrs 5.5, Beasley 5.0, Greene 4.5, Banaszak 4.0, Greenwood 3.0, Goodman 3.0, Cole 2.5, Lambert 2.0, Winston 1.5, Woodruff 1.0, **Steelers: 40.0, Opponents: 27.0**

2-Pt. Conversions: Steelers 0-0, Opponents 0-0

RUSHING

	No.	Yds	Avg	Long	TD
Harris	242	987	4.1	50	8
Pollard	123	570	4.6	29	2
Davis	47	270	5.7	28	1
Thornton	56	202	3.6	17	4
Bradshaw	38	162	4.3	16	2
Malone	16	68	4.3	19	2
Hawthorne	25	58	2.3	16	2
Stallworth	1	17	17.0	17	0
Smith	1	15	15.0	15	0
Stoudt	3	11	3.7	10	0
Colquitt	1	8	8.0	8	0
Moser	1	4	4.0	4	0
Steelers	554	2372	4.3	50	21
Opponents	500	1869	3.7	60	10

RECEIVING

	No.	Yds	Avg	Long	TD
Stallworth	63	1098	17.4	55	5
Cunningham	41	574	14.0	30	3
Harris	37	250	6.8	26	1
Swann	34	505	14.9	44	5
Smith	29	571	19.7	46	7
Pollard	19	156	8.2	26	0
Thornton	8	78	9.8	30	0
Davis	4	34	8.5	19	0
Hawthorne	4	23	5.8	12	0
Grossman	3	19	6.3	14	1
Sweeney	2	53	26.5	32	0
Malone	1	90	90.0	90	1
Moser	1	5	5.0	5	1
Pinney	1	1	1.0	1	1
Steelers	247	3457	14.0	90	25
Opponents	302	4108	13.6	73	22

PASSING

	Att	Cmp	Yds	Cmp%	TD	Int	Long	Sack/Lost	Rating
Bradshaw	370	201	2887	54.3	22	14	90	17/155	83.9
Malone	88	45	553	51.1	3	5	30	10/76	58.6
Stoudt	3	1	17	33.3	0	0	17	0/0	53.5
Steelers	461	247	3457	53.6	25	19	90	27/231	78.9
Opponents	544	302	4107	55.5	22	30	73	40/325	70.3

INTERCEPTIONS

	No.	Yds	Avg	Long	TD
Blount	6	106	17.7	50	1
Lambert	6	76	12.7	31	0
Shell	5	52	10.4	25	0
Thomas	4	18	4.5	16	0
Washington	3	46	15.3	35	0
Johnson	2	8	4.0	8	0
Cole	1	29	29.0	29	0
Ham	1	23	23.0	23	0
Woodruff	1	17	17.0	17	0
Winston	1	1	1.0	1	0
Steelers	30	376	12.5	50	1
Opponents	19	226	11.9	34	0

PUNTING

	No.	Yds	Avg	Net	TB	In	Lg	B
Colquitt	84	3641	43.3	35.3	16	25	74	0
Steelers	84	3641	43.3	35.3	16	25	74	0
Opponents	78	3286	42.1	35.8	4	12	62	0

PUNT RETURNS

	Ret	FC	Yds	Avg	Long	TD
Smith	30	1	204	6.8	28	0
Anderson	20	8	208	10.4	33	0
Steelers	50	9	412	8.2	33	0
Opponents	34	10	358	10.5	8	2

KICKOFF RETURNS

	No.	Yds	Avg	Long	TD
Anderson	37	825	22.3	35	0
Hawthorne	7	138	19.7	30	0
Moser	3	76	25.3	29	0
Dirden	3	45	15.0	18	0
Davis	1	8	8.0	8	0
Malone	1	3	3.0	3	0
Thornton	1	1	1.0	1	0
Steelers	53	1096	20.7	35	0
Opponents	52	1253	24.1	51	0

FIELD GOALS

	1-19	20-29	30-39	40-49	50+
Trout	4/5	4/4	1/2	3/5	0/1
Steelers	4/5	4/4	1/2	3/5	0/1
Opponents	0/0	5/5	7/10	6/14	0/4

• Team Record

1980 Final Regular-Season Statistics (Won 9, Lost 7)

SCHEDULE

Date	W-L	Score	Opponent	Attendance
9/7	W	31-17	Houston	54,386
9/14	W	20-17	at Baltimore	54,914
9/21	L	30-28	at Cincinnati	52,490
9/28	W	38-3	Chicago	53,987
10/5	W	23-17	at Minnesota	47,583
10/12	L	17-16	Cincinnati	53,668
10/20	L	45-34	Oakland	53,940
10/26	L	27-26	at Cleveland	79,095
11/2	W	22-20	Green Bay	52,165
11/9	W	24-21	at Tampa Bay	71,636
11/16	W	16-13	Cleveland	54,563
11/23	L	28-13	at Buffalo	79,659
11/30	W	23-10	Miami	51,384
12/4	L	6-0	at Houston	53,960
12/14	W	21-16	Kansas City	50,013
12/22	L	26-17	at San Diego	51,785

TEAM STATISTICS

	Pittsburgh	Opponent
Total First Downs	308	302
Rushing	111	101
Passing	177	171
Penalty	20	30
3rd Down: Made/Att	101/224	94/232
3rd Down Pct.	45.1	40.5
Total Net Yards	5554	5134
Avg. Per Game	347.1	320.9
Total Plays	1033	1036
Avg. Per Play	5.4	5.0
Net Yards Rushing	1986	1762
Avg. Per Game	124.1	110.1
Total Rushes	512	486
Net Yards Passing	3568	3372
Avg. Per Game	223.0	210.8
Sacked/Yards Lost	18/145	37/264
Gross Yards	3832	3517
Att./Completions	484/250	532/280
Completion Pct.	51.7	52.6
Had Intercepted	24	26
Punts/Average	66/40.2	73/40.7
Penalties/Yards	111/933	93/806
Fumbles/Ball Lost	38/18	23/14
Touchdowns	42	37
Rushing	15	9
Passing	26	25
Returns	1	3

SCORE BY PERIOD

	Q1	Q2	Q3	Q4	OT	Pts
Steelers	79	115	76	82	0	352
Opponents	57	91	81	84	0	313

PASSING

	Att	Cmp	Yds	Cmp%	TD	Int	Long	Sack/Lost	Rating
Bradshaw	424	218	3339	51.4	24	22	68t	33/245	75.0
Stout	60	32	493	53.3	2	2	72	4/19	78.0
Steelers	484	250	3832	51.7	26	24	72	37/264	75.4
Opponents	532	280	3517	52.6	25	26	69t	18/145	68.8

SCORING

	TD	Ru	Pa	Rt	PAT	FG	2Pt	Pts
Bahr	0	0	0	0	39/42	19/28	0	96
Smith	9	0	9	0	0/0	0/0	0	54
Swann	7	0	7	0	0/0	0/0	0	42
Harris	6	4	2	0	0/0	0/0	0	36
Hawthorne	4	4	0	0	0/0	0/0	0	24
Thornton	4	3	1	0	0/0	0/0	0	24
Bradshaw	2	2	0	0	0/0	0/0	0	12
Bell	2	0	2	0	0/0	0/0	0	12
Bleier	2	1	1	0	0/0	0/0	0	12
Cunningham	2	0	2	0	0/0	0/0	0	12
Stallworth	1	0	1	0	0/0	0/0	0	6
Sweeney	1	0	1	0	0/0	0/0	0	6
Davis	1	1	0	0	0/0	0/0	0	6
Winston	1	0	0	1	0/0	0/0	0	6
Steelers	42	15	26	1	39/42	19/28	0	352
Opponents	37	9	25	3	34/37	19/29	0	313

Sacks: Greenwood 5.0, Greene 3.5, Furness 3.5, Banaszak 2.5, Beasley 1.0, Cole 1.0, Ham 1.0, Dunn 0.5, Steelers: 18.0, Opponents: 37.0

RUSHING

	No.	Yds	Avg	Long	TD
Harris	208	789	3.8	26	4
Bleier	78	340	4.4	19	1
Thornton	78	325	4.2	28	3
Hawthorne	63	226	3.6	15	4
Davis	33	132	4.0	12	1
Bradshaw	36	111	3.1	18	2
Stout	9	35	3.9	12	0
Colquitt	1	17	17.0	17	0
Pollard	4	16	4.0	12	0
Smith	1	-1	-1.0	-1	0
Swann	1	-4	-4.0	-4	0
Steelers	512	1986	3.9	28	15
Opponents	486	1762	3.6	37	9

RECEIVING

	No.	Yds	Avg	Long	TD
Swann	44	710	16.1	68t	7
Smith	37	711	19.2	45t	9
Harris	30	196	6.5	31	2
Bell	29	748	25.8	72	2
Grossman	23	293	12.7	35	0
Bleier	21	174	8.3	17	1
Cunningham	18	232	12.9	35	2
Thornton	15	131	8.7	29t	1
Sweeney	12	282	23.5	34	1
Hawthorne	12	158	13.2	33	0
Stallworth	9	197	21.9	50t	1
Steelers	250	3832	15.3	72	26
Opponents	280	3517	12.6	69t	25

INTERCEPTIONS

	No.	Yds	Avg	Long	TD
Shell	7	135	19.3	67	0
Wagner	6	27	4.5	6	0
Blount	4	28	7.0	17	0
Ham	2	16	8.0	15	0
Lambert	2	1	0.5	1	0
Thomas	2	0	0.0	0	0
Cole	1	34	34.0	34	0
Johnson	1	19	19.0	19	0
Woodruff	1	0	0.0	0	0
Steelers	26	260	10.0	67	0
Opponents	24	226	9.4	36	2

PUNTING

	No.	Yds	Avg	TB	In	Lg	B
Colquitt	61	2483	40.7	5	13	54	0
Bradshaw	5	173	34.6	0	0	44	0
Steelers	66	2656	40.2	5	13	54	0
Opponents	73	2970	40.7	10	18	61	1

PUNT RETURNS

	Ret	FC	Yds	Avg	Long	TD
Bell	34	6	339	10.0	27	0
Smith	7	0	28	4.0	11	0
Cobb	3	0	19	6.3	13	0
Pollard	1	0	5	5.0	5	0
Steelers	45	6	391	8.7	27	0
Opponents	34	6	217	6.4	33	0

KICKOFF RETURNS

	No.	Yds	Avg	Long	TD
Pollard	22	494	22.5	34	0
Anderson	14	379	27.1	63	0
Hawthorne	9	169	18.8	36	0
Davis	9	160	17.7	24	0
Bell	3	50	16.7	21	0
Sweeney	3	42	14.0	25	0
Cobb	1	19	19.0	19	0
Thornton	1	15	15.0	15	0
Winston	1	13	13.0	13	0
Blount	1	9	9.0	9	0
Valentine	1	0	0.0	0	0
Steelers	65	1350	20.8	63	0
Opponents	68	1339	19.7	41	0

FIELD GOALS

	1-19	20-29	30-39	40-49	50+
Bahr	2/2	8/9	7/10	2/6	0/1
Steelers	2/2	8/9	7/10	2/6	0/1
Opponents	0/0	8/9	7/11	3/6	1/3

1979 Final Regular-Season Statistics (Won 12, Lost 4)

MEDIA INFORMATION

FOOTBALL STAFF

2017 PLAYERS

2016 IN REVIEW

STEELERS HISTORY

RECORDS

SCHEDULE

Date	W-L	Score	Opponent	Attendance
9/3	W	16-13	at New England	60,978
9/9	W	38-7	Houston	49,792
9/16	W	24-21	at St. Louis	50,416
9/23	W	17-13	Baltimore	49,483
9/30	L	17-14	at Philadelphia	70,352
10/7	W	51-35	at Cleveland	81,260
10/14	L	34-10	at Cincinnati	52,381
10/22	W	42-7	Denver	49,699
10/28	W	14-3	Dallas	50,199
11/4	W	38-7	Washington	49,462
11/11	W	30-3	at Kansas City	70,132
11/18	L	35-7	at San Diego	51,910
11/25	W	33-30	Cleveland	48,773
12/2	W	37-17	Cincinnati	46,521
12/10	L	20-17	at Houston	55,923
12/16	W	28-0	Buffalo	48,002

SCORING

	TD	Ru	Pa	Rt	PAT	FG	2Pt	Pts
Bahr	0	0	0	0	50	52	18/30	0 104
Harris	12	11	1	0	0/0	0/0	0/0	0 72
Thornton	10	6	4	0	0/0	0/0	0/0	0 60
Stallworth	8	0	8	0	0/0	0/0	0/0	0 48
Swann	6	1	5	0	0/0	0/0	0/0	0 36
Cunningham	4	0	4	0	0/0	0/0	0/0	0 24
Bleier	4	4	0	0	0/0	0/0	0/0	0 24
Smith	2	0	2	0	0/0	0/0	0/0	0 12
Hawthorne	1	1	0	0	0/0	0/0	0/0	0 6
Winston	1	0	0	1	0/0	0/0	0/0	0 6
A. Anderson	1	1	0	0	0/0	0/0	0/0	0 6
Grossman	1	0	0	1	0/0	0/0	0/0	0 6
Moser	1	1	0	0	0/0	0/0	0/0	0 6
Brown	1	0	1	0	0/0	0/0	0/0	0 6
Steelers	52	25	26	1	50/52	18/30	0	416
Opponents	31	9	19	3	28/31	16/26	0	262

Sacks: Greenwood 7.0, Furness 7.0, Banaszak 5.5, Ham 5.0, Dunn 5.0, Greene 5.0, Shell 4.0, Lambert 3.5, Cole 2.5, Beasley 1.0, Winston 1.0, Toews 1.0, White 1.0, Valentine 0.5, Steelers: 49.0, Opponents: 27.0

INTERCEPTIONS

	No.	Yds	Avg	Long	TD
Lambert	6	29	4.8	23	0
Shell	5	10	2.0	8	0
Wagner	4	31	7.8	19	0
Winston	3	48	16.0	41t	1
Blount	3	1	0.3	1	0
Ham	2	8	4.0	6	0
Woodruff	1	31	31.0	31	0
Johnson	1	20	20.0	20	0
L. Anderson	1	19	19.0	19	0
Banaszak	1	3	3.0	3	0
Steelers	27	200	7.4	41t	1
Opponents	26	401	15.4	77t	1

TEAM STATISTICS

	Pittsburgh	Opponent
Total First Downs	337	260
Rushing	141	95
Passing	179	135
Penalty	17	30
3rd Down: Made/Att	106/245	76/247
3rd Down Pct.	43.2	30.8
Total Net Yards	6258	4270
Avg. Per Game	391.1	266.9
Total Plays	1080	1035
Avg. Per Play	5.8	4.1
Net Yards Rushing	2603	1709
Avg. Per Game	162.7	106.8
Total Rushes	561	506
Net Yards Passing	3655	2561
Avg. Per Game	228.4	160.1
Sacked/Yards Lost	27/222	49/351
Gross Yards	3877	2912
Att./Completions	492/272	480/226
Completion Pct.	55.3	47.1
Had Intercepted	26	27
Punts/Average	68/40.2	100/40.0
Penalties/Yards	108/866	95/744
Fumbles/Ball Lost	47/26	32/15
Touchdowns	52	31
Rushing	25	9
Passing	26	19
Returns	1	3

SCORE BY PERIOD

	Q1	Q2	Q3	Q4	OT	Pts
Steelers	89	114	62	145	6	416
Opponents	57	104	53	48	0	262

RUSHING

	No.	Yds	Avg	Long	TD
Harris	267	1186	4.4	71t	11
Thornton	118	585	5.0	75	6
Bleier	92	434	4.7	70t	4
Hawthorne	28	123	4.4	19	1
A. Anderson	18	118	6.6	31	1
Bradshaw	21	83	4.0	28	0
Moser	11	33	3.0	8	1
Kruczek	4	20	5.0	22	0
Smith	1	12	12.0	12	0
Swann	1	9	9.0	9t	1
Steelers	561	2603	4.6	75	25
Opponents	506	1709	3.4	34	9

RECEIVING

	No.	Yds	Avg	Long	TD
Stallworth	70	1183	16.9	65t	8
Swann	41	808	19.7	65	5
Cunningham	36	512	14.2	41	4
Harris	36	291	8.1	21	1
Bleier	31	277	8.9	28	0
Smith	17	243	14.3	25	2
Thornton	16	231	14.4	32	4
Grossman	12	217	18.1	54	1
Hawthorne	8	47	5.9	17	0
Bell	3	61	20.3	31	0
Moser	1	6	6.0	6	0
Brown	1	1	1.0	1t	1
Steelers	272	3877	14.3	65t	26
Opponents	226	2912	12.9	64t	19

PUNTING

	No.	Yds	Avg	TB	In	Lg	B
Colquitt	68	2733	40.2	8	19	61	0
Steelers	68	2733	40.2	8	19	61	0
Opponents	100	3995	40.0	6	23	59	0

PUNT RETURNS

	Ret	FC	Yds	Avg	Long	TD
Bell	45	7	378	8.4	27	0
Smith	16	1	146	9.1	38	0
Woodruff	1	0	0	0.0	0	0
Swann	1	3	-1	-1.0	-1	0
Steelers	63	11	523	8.3	38	0
Opponents	31	10	276	8.9	68	0

KICKOFF RETURNS

	No.	Yds	Avg	Long	TD
L. Anderson	34	732	21.5	44	0
A. Anderson	13	200	15.4	26	0
Hawthorne	2	46	23.0	23	0
Moser	1	6	6.0	6	0
Cole	1	3	3.0	3	0
Steelers	51	987	19.4	44	0
Opponents	81	1668	20.6	38	0

FIELD GOALS

	1-19	20-29	30-39	40-49	50+
Bahr	0/0	6/6	6/11	6/12	0/1
Steelers	0/0	6/6	6/11	6/12	0/1
Opponents	0/0	7/8	5/8	4/9	0/1

• Team Record

PASSING

	Att	Cmp	Yds	Cmp%	TD	Int	Long	Sack/Lost	Rating
Bradshaw	472	259	3724	54.9	26	25	65t	24/196	77.0
Kruczek	20	13	153	65.0	0	1	31	3/26	67.3
Steelers	492	272	3877	55.3	26	26	65t	27/222	76.6
Opponents	480	226	2912	47.1	19	27	64t	49/351	56.4

1978 Final Regular-Season Statistics (Won 14, Lost 2)

SCHEDULE

Date	W-L	Score	Opponent	Attendance
9/3	W	28-17	at Buffalo	64,147
9/10	W	21-10	Seattle	48,277
9/17	W	28-3	at Cincinnati	50,260
9/24	W	15-9/OT	Cleveland	49,513
10/1	W	28-17	at N.Y. Jets	52,058
10/8	W	31-7	Atlanta	48,202
10/15	W	34-14	at Cleveland	81,302
10/23	L	24-17	Houston	48,021
10/29	W	27-24	Kansas City	48,185
11/5	W	20-14	New Orleans	48,525
11/12	L	10-7	at L.A. Rams	63,089
11/19	W	7-6	Cincinnati	47,578
11/27	W	24-7	at San Francisco	51,657
12/3	W	13-3	at Houston	54,267
12/9	W	35-13	Baltimore	41,957
12/16	W	21-17	at Denver	74,104

TEAM STATISTICS

	Pittsburgh	Opponent
Total First Downs	316	264
Rushing	133	105
Passing	149	119
Penalty	34	40
3rd Down: Made/Att	112/233	90/231
3rd Down Pct.	48.1	39.0
Total Net Yards	4987	4168
Avg. Per Game	311.7	260.5
Total Plays	1046	999
Avg. Per Play	4.8	4.2
Net Yards Rushing	2297	1774
Avg. Per Game	143.6	110.6
Total Rushes	641	513
Net Yards Passing	2690	2394
Avg. Per Game	168.1	149.6
Sacked/Yards Lost	25/271	44/361
Gross Yards	2961	2755
Att./Completions	380/212	442/221
Completion Pct.	55.8	50.0
Had Intercepted	22	27
Punts/Average	66/40.0	82/39.4
Penalties/Yards	108/943	106/954
Fumbles/Ball Lost	35/17	33/21
Touchdowns	46	22
Rushing	16	11
Passing	28	10
Returns	2	1

SCORE BY PERIOD

	01	02	03	04	OT	Pts
Steelers	63	135	76	79	6	356
Opponents	6	63	57	62	0	195

PASSING

	Att	Cmp	Yds	Cmp%	TD	Int	Long	Sack/Lost	Rating
Bradshaw	368	207	2915	56.3	28	20	70	21/222	84.8
Kruczek	11	5	46	45.5	0	2	21	4/49	17.8
Harris	1	0	0	0.0	0	0	0	0/0	39.6
Steelers	380	212	2961	55.8	28	22	70	25/271	81.6
Opponents	442	221	2755	50.0	10	27	49	44/361	52.0

SCORING

	TD	Ru	Pa	Rt	PAT	FG	2Pt	Pts
Gerela	0	0	0	0	44/45	12/26	0	80
Swann	11	0	11	0	0/0	0/0	0	66
Stallworth	9	0	9	0	0/0	0/0	0	54
Harris	8	0	8	0	0/0	0/0	0	48
Bleier	6	5	1	0	0/0	0/0	0	36
Thornton	3	2	1	0	0/0	0/0	0	18
Cunningham	2	0	2	0	0/0	0/0	0	12
Smith	2	0	2	0	0/0	0/0	0	12
Bradshaw	1	0	0	0	0/0	0/0	0	6
Bell	1	0	1	0	0/0	0/0	0	6
L. Anderson	1	0	0	1	0/0	0/0	0	6
Shell	1	0	0	1	0/0	0/0	0	6
Grossman	1	0	1	0	0/0	0/0	0	6
Steelers	46	16	28	2	44/45	12/26	0	356
Opponents	22	11	10	1	21/22	14/26	0	195

Sacks: Greenwood 8.5, Greene 4.5, Ham 4.0, Dunn 4.0, Toews 3.5, Lambert 3.5, Shell 3.0, Cole 3.0, Banaszak 3.0, White 2.0, Wagner 2.0, Beasley 1.0, Oldham 1.0, Winston 1.0,
Steelers: 44.0, Opponents: 25.0

RUSHING

	No.	Yds	Avg	Long	TD
Harris	310	1082	3.5	37	8
Bleier	165	633	3.8	24	5
Thornton	71	264	3.7	27	2
Moser	42	153	3.6	15	0
Bradshaw	32	93	2.9	17	1
Deloplaire	11	49	4.5	19	0
Maxson	4	9	2.3	7	0
Swann	1	7	7.0	7	0
Kruczek	5	7	1.4	8	0
Steelers	641	2297	3.6	37	16
Opponents	513	1774	3.5	30	11

RECEIVING

	No.	Yds	Avg	Long	TD
Swann	61	880	14.1	62	11
Stallworth	41	798	19.5	70	9
Grossman	37	448	12.1	26	1
Harris	22	144	6.5	15	0
Bleier	17	168	9.9	32	1
Cunningham	16	321	20.1	48	2
Smith	6	83	13.8	29t	2
Bell	6	53	8.8	15t	1
Thornton	5	66	13.2	24	1
Moser	1	-1	-1.0	-1	0
Bradshaw	0	1	-	-1	0
Steelers	212	2961	14.0	70	28
Opponents	221	2755	12.5	49	10

INTERCEPTIONS

	No.	Yds	Avg	Long	TD
Dungy	6	95	15.8	65	0
Blount	4	55	13.8	35	0
Lambert	4	41	10.3	24	0
Johnson	4	24	6.0	21	0
Shell	3	21	7.0	20	0
Ham	3	7	2.3	7	0
Wagner	2	34	17.0	20	0
Toews	1	12	12.0	12	0
Steelers	27	289	10.7	65	0
Opponents	22	212	9.6	31	0

PUNTING

	No.	Yds	Avg	TB	In	Lg	B
Colquitt	66	2642	40.0	4	14	58	0
Steelers	66	2642	40.0	4	14	58	0
Opponents	82	3228	39.4	6	18	60	1

PUNT RETURNS

	Ret	FC	Yds	Avg	Long	TD
Bell	21	2	152	7.2	18	0
Reutershan	20	0	148	7.4	18	0
Smith	9	0	65	7.2	13	0
Terry	7	0	80	11.4	24	0
Shell	1	0	6	6.0	6	0
Steelers	58	2	451	7.8	24	0
Opponents	38	9	239	6.3	42	0

KICKOFF RETURNS

	No.	Yds	Avg	Long	TD
L. Anderson	37	930	25.1	95t	1
Maxson	2	33	16.5	21	0
Thornton	1	37	37.0	37	0
Deloplaire	1	19	19.0	19	0
Smith	1	16	16.0	16	0
Moser	1	8	8.0	8	0
Mullins	1	0	0.0	0	0
Steelers	44	1043	23.7	95t	1
Opponents	60	1336	22.3	40	0

FIELD GOALS

	1-19	20-29	30-39	40-49	50+
Bahr	2/2	8/9	7/10	2/6	0/1
Steelers	2/2	8/9	7/10	2/6	0/1
Opponents	0/0	8/9	7/11	3/6	1/3

1977 Final Regular-Season Statistics (Won 9, Lost 5)

SCHEDULE

Date	W-L	Score	Opponent	Attendance
9/19	W	27-0	San Francisco	48,046
9/25	L	16-7	Oakland	50,398
10/2	W	28-14	at Cleveland	80,588
10/9	L	27-10	at Houston	49,226
10/17	W	20-14	Cincinnati	47,950
10/23	W	27-10	Houston	48,517
10/30	L	31-21	at Baltimore	60,225
11/6	L	21-7	at Denver	74,967
11/13	W	35-31	Cleveland	47,055
11/20	W	28-13	Dallas	49,761
11/27	W	23-20	at N.Y. Jets	47,385
12/4	W	30-20	Seattle	45,429
12/10	L	17-10	at Cincinnati	36,133
12/18	W	10-9	at San Diego	50,727

SCORING

	TD	Ru	Pa	Rt	PAT	FG	2Pt	Pts
Harris	11	11	0	0	0/0	0/0	0	66
Gerela	0	0	0	0	0/34/37	9/14	0	61
Stallworth	7	0	7	0	0/0	0/0	0	42
Swann	7	0	7	0	0/0	0/0	0	42
Bleier	4	4	0	0	0/0	0/0	0	24
Bradshaw	3	3	0	0	0/0	0/0	0	18
Cunningham	2	0	2	0	0/0	0/0	0	12
Thornton	2	2	0	1	0/0	0/0	0	12
Lewis	1	0	1	0	0/0	0/0	0	6
Steelers	37	20	17	0	0/34/37	9/14	0	283
Opponents	29	9	16	4	27/29	14/22	0	243

Sacks: Furness 8.5, White 6.5, Holmes 4.5, Greene 4.0, Greenwood 2.5, Banaszak 2.5, Cole 1.5, Ham 1.0, Toews 1.0. **Steelers: 32.0, Opponents: 27.0**

INTERCEPTIONS

	No.	Yds	Avg	Long	TD
Blount	6	65	10.8	37	0
Allen	5	76	15.2	48	0
Ham	4	17	4.3	9	0
Edwards	3	116	38.7	51	0
Dungy	3	37	12.3	29	0
Shell	3	14	4.7	8	0
White	2	27	13.5	19	0
Thomas	2	10	5.0	12	0
Winston	2	7	3.5	7	0
Lambert	1	5	5.0	5	0
Steelers	31	374	12.1	51	0
Opponents	21	299	14.2	47t	1

TEAM STATISTICS

	Pittsburgh	Opponent
Rushing	122	80
Passing	124	112
Penalty	20	36
3rd Down: Made/Att	65/201	64/188
3rd Down Pct.	32.3	34.0
Total Net Yards	4645	3692
Avg. Per Game	331.8	263.7
Total Plays	949	882
Avg. Per Play	4.9	4.2
Net Yards Rushing	2258	1723
Avg. Per Game	161.3	123.1
Total Rushes	581	493
Net Yards Passing	2387	1969
Avg. Per Game	170.5	140.6
Sacked/Yards Lost	27/245	32/285
Gross Yards	2632	2254
Att./Completions	341/173	357/157
Completion Pct.	50.7	44.0
Had Intercepted	21	31
Punts/Average	73/36.3	79/40.3
Penalties/Yards	122/973	82/784
Fumbles/Ball Lost	41/28	28/13
Touchdowns	37	29
Rushing	20	9
Passing	17	16
Returns	0	4

SCORE BY PERIOD

	01	02	03	04	OT	Pts
Steelers	30	109	47	97	0	283
Opponents	59	71	44	69	0	243

PASSING

	Att	Cmp	Yds	Cmp%	TD	Int	Long	Sack/Lost	Rating
Bradshaw	314	162	2523	51.6	17	19	65t	26/235	71.2
Graff	12	6	47	50.0	0	0	21	1/10	20.5
Dungy	8	3	43	37.5	0	2	18	0/0	16.1
Kruczek	7	2	19	28.6	0	0	13	0/0	39.6
Steelers	341	173	2632	50.7	17	21	65t	27/245	67.3
Opponents	357	157	2254	43.9	16	31	65t	32/285	43.7

RUSHING

	No.	Yds	Avg	Long	TD
Harris	300	1162	3.9	61t	11
Bleier	135	465	3.4	16	4
Harrison	36	175	4.9	33	0
Bradshaw	31	171	5.5	26	3
Thornton	27	103	3.8	18	2
Maxson	18	56	3.1	8	0
L. Smith	14	55	3.9	16	0
Stallworth	6	47	7.8	15	0
Swann	2	6	3.0	14	0
Dungy	3	8	2.7	6	0
Delopaine	2	7	3.5	5	0
Graff	5	3	0.6	4	0
Kruczek	1	0	0.0	0	0
Walden	1	0	0.0	0	0
Steelers	581	2258	3.9	61t	20
Opponents	493	1723	3.5	39	9

RECEIVING

	No.	Yds	Avg	Long	TD
Swann	50	789	15.8	47	7
Stallworth	44	784	17.8	49t	7
Cunningham	20	347	17.4	43t	2
Bleier	18	161	8.9	30	0
Lewis	11	263	23.9	65t	1
Harris	11	62	5.6	15	0
Maxson	5	70	14.0	34	0
Grossman	5	57	11.4	20	0
J. Smith	4	80	20.0	26	0
Harrison	3	11	3.7	7	0
Thornton	1	5	5.0	5	0
Pough	1	3	3.0	3	0
Steelers	173	2632	15.2	65t	17
Opponents	157	2254	14.4	65t	16

PUNTING

	No.	Yds	Avg	TB	In	Lg	B
Walden	67	2482	37.0	5	13	65	0
Engles	5	169	33.8	0	1	48	0
Steelers	72	2651	36.8	5	14	65	1
Opponents	79	3180	40.3	7	15	63	0

PUNT RETURNS

	Ret	FC	Yds	Avg	Long	TD
J. Smith	36	0	294	8.2	30	0
Swann	9	0	88	9.8	31	0
Delopaine	1	0	7	7.0	7	0
Steelers	46	0	389	8.5	31	0
Opponents	34	11	380	11.2	87t	1

KICKOFF RETURNS

	No.	Yds	Avg	Long	TD
J. Smith	16	381	23.8	37	0
L. Smith	16	365	22.8	33	0
Pough	7	106	15.1	22	0
Maxson	5	120	24.0	43	0
Delopaine	1	18	18.0	18	0
Steelers	45	990	22.0	43	0
Opponents	48	1080	22.5	48	0

FIELD GOALS

	1-19	20-29	30-39	40-49	50+
Gerela	0/0	4/5	2/2	3/6	0/1
Steelers	0/0	4/5	2/2	3/6	0/1
Opponents	1/1	6/8	2/4	5/8	0/1

1976 Final Regular-Season Statistics (Won 10, Lost 4)

SCHEDULE

Date	W-L	Score	Opponent	Attendance
9/12	L	31-28	at Oakland	51,371
9/19	W	31-14	Cleveland	49,169
9/26	L	30-27	New England	47,379
10/4	L	17-6	at Minnesota	47,809
10/10	L	18-16	at Cleveland	76,411
10/17	W	23-6	Cincinnati	48,311
10/24	W	27-0	at N.Y. Giants	69,783
10/31	W	23-0	San Diego	45,484
11/7	W	45-0	at Kansas City	71,516
11/14	W	14-3	Miami	48,945
11/21	W	32-16	Houston	47,947
11/28	W	7-3	at Cincinnati	55,142
12/5	W	42-0	Tampa Bay	43,385
12/11	W	21-0	at Houston	44,743

TEAM STATISTICS

	Pittsburgh	Opponent
Total First Downs	271	182
Rushing	163	68
Passing	94	96
Penalty	14	17
3rd Down: Made/Att	81/208	61/210
3rd Down Pct.	38.9	29.0
Total Net Yards	4637	3322
Avg. Per Game	331.2	237.3
Total Plays	957	866
Avg. Per Play	4.8	3.8
Net Yards Rushing	2971	1457
Avg. Per Game	212.2	104.1
Total Rushes	653	452
Net Yards Passing	1666	1865
Avg. Per Game	119.0	133.2
Sacked/Yards Lost	27/269	41/313
Gross Yards	1935	2178
Att./Completions	277/143	373/158
Completion Pct.	51.6	42.4
Had Intercepted	12	22
Punts/Average	76/39.2	94/37.4
Penalties/Yards	111/836	80/637
Fumbles/Ball Lost	40/19	42/24
Touchdowns	43	14
Rushing	33	5
Passing	10	9
Returns	0	0

SCORE BY PERIOD

	01	02	03	04	OT	Pts
Steelers	37	57	69	116	0	279
Opponents	15	44	36	43	0	138

PASSING

	Att	Cmp	Yds	Cmp%	TD	Int	Long	Sack/Lost	Rating
Bradshaw	192	92	1177	47.9	10	9	50	16/164	65.3
Kruczek	85	51	758	60.0	0	3	64	11/105	74.7
Steelers	277	143	1935	51.6	10	12	64	27/269	68.2
Opponents	373	158	2178	42.4	9	22	69t	41/313	45.2

SCORING

	TD	Ru	Pa	Rt	PAT	FG	2Pt	Pts		
Harris	14	14	0	0	0/0	0/0	0	84		
Gerela	0	0	0	0	0/0	43/43	14	26	0	82
Bleier	5	5	0	0	0/0	0/0	0	30		
Harrison	4	4	0	0	0/0	0/0	0	24		
Stallworth	3	1	2	0	0/0	0/0	0	18		
Bradshaw	3	3	0	0	0/0	0/0	0	18		
Kruczek	3	0	3	0	0/0	0/0	0	18		
Lewis	2	1	1	0	0/0	0/0	0	12		
Deloplaine	2	2	0	0	0/0	0/0	0	12		
Kruczek	2	2	0	0	0/0	0/0	0	12		
Bell	1	0	1	0	0/0	0/0	0	6		
Grossman	1	0	1	0	0/0	0/0	0	6		
Cunningham	1	0	1	0	0/0	0/0	0	6		
Pough	1	0	1	0	0/0	0/0	0	6		
Fuqua	1	1	0	0	0/0	0/0	0	6		
Toews	0	0	0	0	0/0	0/0	1	2		
Steelers	43	33	10	0	0/0	43/43	14	26	1	342
Opponents	14	5	9	0	12/14	14/24	0	0	0	138

Sacks: Greene 6.0, Ham 4.5, Greenwood 4.5, Holmes 4.0, Lambert 3.5, White 3.0, Russell 3.0, Banaszak, 3.0, Toews 2.5, Furness 2.5, Wagner 2.0, Shell 1.5, Allen 0.5, Edwards 0.5, **Steelers: 41.0**, **Opponents: 27.0**

RUSHING

	No.	Yds	Avg	Long	TD
Harris	289	1128	3.9	30	14
Bleier	220	1036	4.7	28	5
Harrison	54	235	4.4	27	4
Bradshaw	31	219	7.1	17	3
Kruczek	18	106	5.9	22	2
Deloplaine	17	91	5.4	19	2
Fuqua	15	63	4.2	12	1
Lewis	2	24	12.0	16	1
Pough	2	8	4.0	6	0
Walden	3	7	2.3	7	0
Bell	1	5	5.0	5	0
Swann	1	2	2.0	2	0
Stallworth	0	47	47.0	47	1
Steelers	653	2971	4.5	47t	33
Opponents	452	1457	3.2	30	5

RECEIVING

	No.	Yds	Avg	Long	TD
Swann	28	516	18.4	47	3
Bleier	24	294	12.3	32	0
Harris	23	151	6.6	39	0
Lewis	17	306	18.0	64	1
Grossman	15	181	12.1	35	1
Stallworth	9	111	12.3	25	2
Pough	8	161	20.1	50	1
Brown	7	97	13.9	35	0
Cunningham	5	49	9.8	20	1
Bell	3	43	14.3	19	1
Harrison	2	19	9.5	10	0
Fuqua	1	4	4.0	4	0
Deloplaine	1	3	3.0	3	0
Steelers	143	1935	13.5	64	10
Opponents	158	2178	13.8	69t	9

INTERCEPTIONS

	No.	Yds	Avg	Long	TD
Edwards	6	95	15.8	55	0
Blount	6	75	12.5	28	0
Thomas	2	43	21.5	38	0
Lambert	2	32	16.0	22	0
Ham	2	13	6.5	13	0
Wagner	2	0	0.0	0	0
Shell	1	4	4.0	4	0
Russell	1	0	0.0	0	0
Steelers	22	262	11.9	55	0
Opponents	12	106	8.8	30	0

PUNTING

	No.	Yds	Avg	TB	In	Lg	B
Walden	76	2982	39.2	13	33	58	1
Steelers	76	2982	39.2	13	33	58	1
Opponents	94	3513	37.4	4	11	63	1

PUNT RETURNS

	Ret	FC	Yds	Avg	Long	TD
Bell	39	2	390	10.0	35	0
Deloplaine	17	0	150	8.8	36	0
Fuqua	11	0	77	7.0	13	0
Swann	3	0	11	3.8	7	0
Edwards	1	0	8	8.0	8	0
Steelers	71	2	636	9.0	36	0
Opponents	36	0	206	5.7	32	0

KICKOFF RETURNS

	No.	Yds	Avg	Long	TD
Pough	18	369	20.5	29	0
Deloplaine	17	385	22.6	39	0
Fuqua	4	75	18.8	26	0
Harrison	1	26	26.0	26	0
Clack	1	0	0.0	0	0
Steelers	41	855	20.9	39	0
Opponents	61	1284	21.0	47	0

FIELD GOALS

	1-19	20-29	30-39	40-49	50+
Gerela	1/1	3/7	6/10	4/7	0/1
Steelers	1/1	3/7	6/10	4/7	0/1
Opponents	1/1	4-5	0/2	8/13	1/3

• Team Record

1975 Final Regular-Season Statistics (Won 12, Lost 2)

MEDIA INFORMATION

FOOTBALL STAFF

2017 PLAYERS

2016 IN REVIEW

STEELERS HISTORY

RECORDS

SCHEDULE

Date	W-L	Score	Opponent	Attendance
9/21	W	37-0	at San Diego	37,987
9/28	L	30-21	Buffalo	49,348
10/5	W	42-6	at Cleveland	73,595
10/12	W	20-9	Denver	49,164
10/19	W	34-3	Chicago	47,579
10/26	W	16-13	at Green Bay	52,815
11/2	W	30-24	at Cincinnati	58,418
11/9	W	24-17	Houston	49,460
11/16	W	28-3	Kansas City	48,803
11/24	W	32-9	at Houston	49,947
11/30	W	20-7	at N.Y. Jets	52,618
12/7	W	31-17	Cleveland	47,962
12/13	W	35-14	Cincinnati	48,889
12/20	L	10-3	at L.A. Rams	69,389

TEAM STATISTICS

	Pittsburgh	Opponent
Total First Downs	288	214
Rushing	149	91
Passing	125	97
Penalty	14	26
3rd Down: Made/Att	92/205	79/216
3rd Down Pct.	44.9	36.6
Total Net Yards	4887	3661
Avg. Per Game	349.1	261.5
Total Plays	949	870
Avg. Per Play	5.1	4.2
Net Yards Rushing	2633	1825
Avg. Per Game	188.1	130.4
Total Rushes	581	431
Net Yards Passing	2254	1836
Avg. Per Game	161.0	131.1
Sacked/Yards Lost	31/290	43/358
Gross Yards	2544	2194
Att./Completions	337/191	396/183
Completion Pct.	56.7	46.2
Had Intercepted	27	12
Punts/Average	69/39.4	90/40.1
Penalties/Yards	89/756	85/700
Fumbles/Ball Lost	34/23	22/10
Touchdowns	46	19
Rushing	22	8
Passing	21	9
Returns	3	2

SCORE BY PERIOD

	01	02	03	04	OT	Pts
Steelers	63	118	81	111	0	373
Opponents	9	62	23	68	0	162

PASSING

	Att	Cmp	Yds	Cmp%	TD	Int	Long	Sack/Lost	Rating
Bradshaw	286	165	2055	57.7	18	9	59	31/290	88.2
Gilliam	48	24	450	50.0	3	3	53	0/0	77.6
Walden	3	2	39	66.7	0	0	20	0/0	109.7
Steelers	337	191	2544	56.7	21	12	59	31/290	86.5
Opponents	396	183	2194	46.2	9	27	51	43/358	43.0

SCORING

	TD	Ru	Pa	Rt	PAT	FG	2Pt	Pts
Gerela	0	0	0	0	0	44/46	17/21	0 95
Swann	11	0	11	0	0	0/0	0/0	0 66
Harris	11	10	1	0	0	0/0	0/0	0 66
Collier	4	3	0	1	0	0/0	0/0	0 24
Kallworth	4	0	4	0	0	0/0	0/0	0 24
Harrison	3	3	0	0	0	0/0	0/0	0 18
Bradshaw	3	3	0	0	0	0/0	0/0	0 18
Bleier	2	2	0	0	0	0/0	0/0	0 12
Lewis	2	0	2	0	0	0/0	0/0	0 12
Mullins	1	0	0	1	0	0/0	0/0	0 6
Grossman	1	0	1	0	0	0/0	0/0	0 6
Garrett	1	0	1	0	0	0/0	0/0	0 6
L. Brown	1	0	1	0	0	0/0	0/0	0 6
Fuqua	1	1	0	0	0	0/0	0/0	0 6
Thomas	1	0	0	1	0	0/0	0/0	0 6
White	0	0	0	0	0	0/0	0/0	1 2
Steelers	46	22	21	3	44/46	17/21	1	373
Opponents	19	8	9	2	15/19	11/18	0	162

Sacks: Holmes 8.5, White 7.5, Furness 6.5, Greenwood 6.0, Greene 3.0, Ham 3.0, Russell 3.0, Toews 2.5, Banaszak 2.0, Lambert 1.0,
Steelers: 43.0, Opponents: 31.0

RUSHING

	No.	Yds	Avg	Long	TD
Harris	262	1246	4.8	36	10
Bleier	140	528	3.8	17	2
Fuqua	74	285	3.9	18	1
Bradshaw	35	210	6.0	27	3
Harrison	43	191	4.4	17	3
Collier	21	124	5.9	23	3
Lewis	2	36	18.0	24	0
Swann	3	13	4.3	11	0
Hanratty	1	0	0.0	0	0
Steelers	581	2633	4.5	36	22
Opponents	431	1825	4.2	88	8

RECEIVING

	No.	Yds	Avg	Long	TD
Swann	49	781	15.9	43	11
Harris	28	214	7.6	44	1
Kallworth	20	423	21.2	59	4
Fuqua	18	146	8.1	21	0
Lewis	17	308	18.1	40	2
L. Brown	16	244	15.3	27	1
Bleier	15	65	4.3	13	0
Garrett	13	178	13.7	45	1
Grossman	11	135	12.3	21	1
Shell	2	39	19.5	20	0
Collier	1	7	7.0	7	0
Harrison	1	4	4.0	4	0
Steelers	191	2544	13.3	59	21
Opponents	183	2194	12.0	59	9

INTERCEPTIONS

	No.	Yds	Avg	Long	TD
Blount	11	121	11.0	47	0
Wagner	4	122	30.5	65	0
Edwards	3	68	22.7	47	0
Thomas	3	44	14.7	14	0
Lambert	2	35	17.5	24	0
Allen	2	0	0.0	0	0
Shell	1	29	29.0	29	0
Ham	1	2	2.0	2	0
Steelers	27	421	15.6	65	0
Opponents	17	47	3.9	25	0

PUNTING

	No.	Yds	Avg	Long	B
Walden	69	2717	39.4	67	1
Steelers	69	2717	39.4	67	1
Opponents	90	3612	40.1	68	1

PUNT RETURNS

	Ret	FC	Yds	Avg	Long	TD
Edwards	25	3	267	10.7	25	0
D. Brown	22	9	217	9.9	48	0
Swann	7	1	64	9.1	21	0
Steelers	54	13	548	10.5	48	0
Opponents	36	3	199	5.5	19	0

KICKOFF RETURNS

	No.	Yds	Avg	Long	TD
Collier	22	523	23.8	94	1
Blount	8	139	17.4	23	0
D. Brown	6	126	21.0	26	0
Harris	1	27	27.0	27	0
Fuqua	1	0	0.0	0	0
Steelers	38	815	21.4	94	1
Opponents	64	1304	20.4	40	0

FIELD GOALS

	1-19	20-29	30-39	40-49	50+
Gerela	4/4	7/7	5/7	1/2	0/1
Steelers	4/4	7/7	5/7	1/2	0/1
Opponents	0/0	5/5	5/7	1/6	0/0

• Team Record

1974 Final Regular-Season Statistics (Won 10, Lost 3, Tied 1)

SCHEDULE

Date	W-L	Score	Opponent	Attendance
9/15	W	30-0	Baltimore	48,890
9/22	T	35-35/OT	at Denver	51,068
9/29	L	17-0	Dakland	48,304
10/6	W	13-7	at Houston	30,049
10/13	W	34-24	at Kansas City	65,517
10/20	W	20-16	Cleveland	48,100
10/28	W	24-17	Atlanta	48,094
11/3	W	27-0	Philadelphia	47,996
11/10	L	17-10	at Cincinnati	57,532
11/17	W	26-16	at Cleveland	77,739
11/25	W	28-7	at New Orleans	71,907
12/1	L	13-10	Houston	41,195
12/8	W	21-17	at New England	52,107
12/14	W	27-3	Cincinnati	42,878

TEAM STATISTICS

	Pittsburgh	Opponent
Total First Downs	251	200
Rushing	136	87
Passing	98	83
Penalty	17	30
3rd Down: Made/Att	89/227	68/208
3rd Down Pct.	39.2	32.7
Total Net Yards	4375	3074
Avg. Per Game	312.5	219.6
Total Plays	950	863
Avg. Per Play	4.6	3.6
Net Yards Rushing	2417	1608
Avg. Per Game	172.6	114.9
Total Rushes	546	472
Net Yards Passing	1958	1466
Avg. Per Game	139.2	104.7
Sacked/Yards Lost	18/196	52/406
Gross Yards	2154	1872
Att./Completions	386/166	339/147
Completion Pct.	43.0	43.4
Had Intercepted	21	25
Punts/Average	78/39.0	91/41.2
Penalties/Yards	104/978	76/575
Fumbles/Ball Lost	33/19	38/22
Touchdowns	35	22
Rushing	19	7
Passing	12	14
Returns	4	1

SCORE BY PERIOD

	01	02	03	04	OT	Pts
Steelers	69	102	78	56	0	305
Opponents	41	74	44	30	0	189

PASSING

	Att	Cmp	Yds	Cmp%	TD	Int	Long	Sack/Lost	Rating
Gilliam	212	96	1274	45.3	4	8	61t	7/79	55.4
Bradshaw	148	67	785	45.3	7	8	56	10/104	55.1
Hanratty	26	3	95	11.5	1	5	35	1/13	15.4
Steelers	386	166	2154	43.0	12	21	61t	18/196	49.0
Opponents	339	174	1872	43.4	14	25	52	52/406	44.1

SCORING

	TD	Ru	Pa	Rt	PAT	FG	2Pt	Pts
Gerela	0	0	0	0	33/35	20/29	0	93
Harris	6	5	1	0	0/0	0/0	0	36
Pearson	4	4	0	0	0/0	0/0	0	24
Lewis	4	0	4	0	0/0	0/0	0	24
S. Davis	3	2	1	0	0/0	0/0	0	18
Swann	3	0	2	1	0/0	0/0	0	18
Fuqua	2	2	0	0	0/0	0/0	0	12
Bleier	2	2	0	0	0/0	0/0	0	12
Bradshaw	2	2	0	0	0/0	0/0	0	12
Gilliam	1	1	0	0	0/0	0/0	0	6
Edwards	1	0	0	1	0/0	0/0	0	6
Blount	1	0	0	1	0/0	0/0	0	6
Shanklin	1	0	1	0	0/0	0/0	0	6
Thomas	1	0	0	1	0/0	0/0	0	6
Brown	1	0	1	0	0/0	0/0	0	6
Stallworth	1	0	1	0	0/0	0/0	0	6
Mullins	1	0	1	0	0/0	0/0	0	6
Harrison	1	1	0	0	0/0	0/0	0	6
Greenwood	0	0	0	0	0/0	0/0	1	2
Steelers	35	19	12	4	33/35	20/29	1	305
Opponents	22	7	14	1	21/22	12/17	0	189

Sacks: Holmes 11.5, Greenwood 11.0, Greene 9.0, White 8.5, Russell 5.0, Furness 3.0, Lambert 2.0, Ham 1.0, Kellum 0.5, Toews 0.5, **Steelers: 52.0**, **Opponents: 18.0**

RUSHING

	No.	Yds	Avg	Long	TD
Harris	208	1006	4.8	54	5
Bleier	88	373	4.2	18	2
Pearson	70	317	4.5	53	4
S. Davis	71	246	3.5	22	2
Bradshaw	34	224	6.6	34	2
Fuqua	50	156	3.2	14	2
Gilliam	14	41	2.9	13	1
Harrison	6	30	5.0	15	1
Lewis	2	25	12.5	22	0
Swann	1	14	14.0	14	0
Hanratty	1	-6	-6.0	-6	0
Stallworth	1	-9	-9.0	-9	0
Steelers	546	2417	4.4	54	19
Opponents	472	1608	3.4	47t	7

RECEIVING

	No.	Yds	Avg	Long	TD
Lewis	30	365	12.2	31t	4
Harris	23	200	8.7	31t	1
Shanklin	19	324	17.1	35	1
Brown	17	190	11.2	35	1
Stallworth	16	289	16.8	56	1
Grossman	13	164	12.6	32	0
Swann	11	208	18.9	54t	2
S. Davis	11	152	13.8	61t	1
Pearson	11	118	10.7	31	0
Bleier	7	87	12.3	24	0
Fuqua	6	68	11.3	18	0
Mullins	1	7	7.0	7t	1
Harrison	1	2	2.0	2	0
Steelers	166	2154	13.0	61t	12
Opponents	147	1872	12.7	52	14

INTERCEPTIONS

	No.	Yds	Avg	Long	TD
Edwards	5	153	30.6	59	1
Thomas	5	22	4.4	14	0
Ham	5	13	2.6	10	0
Blount	2	74	37.0	52t	1
Lambert	2	19	19.0	19	0
Wagner	2	13	6.5	9	0
Greene	1	26	26.0	26	0
Kellum	1	0	0.0	0	0
Russell	1	0	0.0	0	0
Shell	1	0	0.0	0	0
Steelers	25	320	12.8	59	2
Opponents	21	222	10.6	62	1

PUNTING

	No.	Yds	Avg	Lg	B
Walden	78	3040	39.0	65	0
Steelers	78	3040	39.0	65	0
Opponents	91	3749	41.2	62	0

PUNT RETURNS

	Ret	FC	Yds	Avg	Long	TD
Swann	41	3	577	14.1	59	1
Edwards	16	0	128	8.0	19	0
Conn	10	0	69	6.9	18	0
Steelers	67	3	774	11.6	69	1
Opponents	47	4	413	8.8	74	0

KICKOFF RETURNS

	No.	Yds	Avg	Long	TD
S. Davis	12	269	22.4	34	0
Pearson	12	258	21.5	25	0
Blount	5	152	30.4	60	0
Harrison	4	72	18.0	27	0
Bleier	3	67	22.3	35	0
Edwards	2	31	15.5	19	0
Swann	2	11	5.5	11	0
Conn	1	34	34.0	34	0
Allen	1	7	7.0	7	0
Steelers	42	901	21.5	60	0
Opponents	56	1275	22.8	65	0

FIELD GOALS

	1-19	20-29	30-39	40-49	50+
Gerela	0/0	8/9	8/12	4/7	0/1
Steelers	0/0	8/9	8/12	4/7	0/1
Opponents	1/1	3/4	6/7	2/5	0/0

1973 Final Regular-Season Statistics (Won 10, Lost 4)

SCHEDULE

Date	W-L	Score	Opponent	Attendance
9/16	W	24-10	Detroit	48,913
9/23	W	33-6	Cleveland	49,936
9/30	W	36-7	at Houston	39,331
10/7	W	38-21	San Diego	48,795
10/14	L	19-7	at Cincinnati	55,819
*10/21	W	26-14	N. Y. Jets	48,682
10/28	W	20-13	Cincinnati	45,761
11/5	W	21-16	Washington	48,969
11/11	W	17-9	at Oakland	47,535
11/18	L	23-13	Denver	48,580
11/25	L	21-16	at Cleveland	67,773
12/3	L	30-26	at Miami	68,901
12/9	W	33-7	Houston	38,004
12/15	W	37-14	at San Francisco	52,752

* Game played at Three Rivers Stadium was technically an away game. The Jets could not host a home game due to the World Series being played at Shea Stadium.

TEAM STATISTICS

	Pittsburgh	Opponent
Total First Downs	217	210
Rushing	111	95
Passing	89	91
Penalty	17	24
3rd Down: Made/Att	84/223	69/207
3rd Down Pct.	37.7	33.3
Total Net Yards	4070	3324
Avg. Per Game	290.7	237.4
Total Plays	894	880
Avg. Per Play	4.6	3.8
Net Yards Rushing	2143	1652
Avg. Per Game	153.1	118.0
Total Rushes	555	488
Net Yards Passing	1927	1672
Avg. Per Game	137.6	119.4
Sacked/Yards Lost	30/230	33/251
Gross Yards	2157	1923
Att./Completions	309/140	359/164
Completion Pct.	45.3	45.7
Had Intercepted	26	37
Punts/Average	62/41.1	75/42.4
Penalties/Yards	84/81.7	86/75.7
Fumbles/Ball Lost	36/14	41/18
Touchdowns	37	22
Rushing	12	8
Passing	20	11
Returns	5	3

SCORE BY PERIOD

	01	02	03	04	OT	Pts
Steelers	60	93	83	111	0	347
Opponents	56	56	27	71	0	210

PASSING

	Att	Cmp	Yds	Cmp%	TD	Int	Long	Sack/Lost	Rating
Bradshaw	180	89	1183	49.4	10	15	67	24/186	54.7
Hanratty	69	31	643	44.9	8	5	53t	3/27	86.6
Gilliam	60	20	331	33.3	2	6	46t	3/7	24.3
Steelers	309	140	2157	45.3	20	26	67	30/230	55.3
Opponents	359	164	1923	45.7	11	37	84t	33/251	33.3

SCORING

	TD	Ru	Pa	Rt	PAT	FG	2Pt	Pts
Gerela	0	0	0	0	36/37	29/43	0	123
Shanklin	10	0	10	0	0/0	0/0	0	60
P. Pearson	4	2	2	0	0/0	0/0	0	24
Bradshaw	3	3	0	0	0/0	0/0	0	18
Harris	3	3	0	0	0/0	0/0	0	18
B. Pearson	3	0	3	0	0/0	0/0	0	18
Lewis	3	0	3	0	0/0	0/0	0	18
S. Davis	3	2	1	0	0/0	0/0	0	18
Fuqua	2	2	0	0	0/0	0/0	0	12
McMakin	1	0	1	0	0/0	0/0	0	6
Edwards	1	0	0	1	0/0	0/0	0	6
Wagner	1	0	0	1	0/0	0/0	0	6
Ham	1	0	0	1	0/0	0/0	0	6
Russell	1	0	0	1	0/0	0/0	0	6
Rowser	1	0	0	1	0/0	0/0	0	6
White	0	0	0	0	0/0	0/0	1	2
Steelers	37	12	20	5	36/37	29/43	0	1347
Opponents	22	8	11	3	21/21	19/29	0	210

Sacks: Greenwood 8.5, White 7.5, Holmes 7.0, Greene 4.0, Russell 2.0, Ham 1.0, Furness 1.0, H. Davis 1.0, Keating 1.0, Steelers: 33.0, Opponents: 30.0

RUSHING

	No.	Yds	Avg	Long	TD
Harris	188	698	3.7	35	3
P. Pearson	132	554	4.2	47	2
Fuqua	117	457	3.9	25	2
S. Davis	67	266	4.0	27	2
Bradshaw	34	145	4.3	21	3
Gilliam	6	23	3.8	14	0
Shanklin	3	1	0.3	10	0
Bleier	3	0	0.0	1	0
Hanratty	3	0	0.0	0	0
Walden	1	0	0.0	0	0
Lewis	1	-1	-1.0	0	0
Steelers	555	2143	3.9	47	12
Opponents	488	1652	3.4	50	8

RECEIVING

	No.	Yds	Avg	Long	TD
Shanklin	30	711	23.7	67	10
Lewis	23	409	17.8	53t	3
B. Pearson	23	317	13.8	46t	3
Fuqua	17	150	8.8	22	0
McMakin	13	195	15.0	44	1
P. Pearson	11	173	15.7	36	2
Harris	10	69	6.9	19	0
S. Davis	7	31	4.4	9	1
Brown	5	88	17.6	45	0
D. Davis	1	14	14.0	14	0
Steelers	140	2157	15.4	67	20
Opponents	164	1923	11.7	84t	11

INTERCEPTIONS

	No.	Yds	Avg	Long	TD
Wagner	8	134	16.8	38	0
Edwards	6	186	31.0	86t	1
Rowser	6	131	21.8	71t	1
Blount	4	82	20.5	24	0
Russell	3	54	18.0	45t	1
Ham	2	30	15.0	27	0
H. Davis	2	23	11.5	15	0
Toews	2	13	6.5	8	0
White	2	10	5.0	8	0
Thomas	1	10	10.0	10	0
Dockery	1	0	0.0	0	0
Steelers	37	673	18.2	86t	3
Opponents	26	512	19.7	55	2

PUNTING

	No.	Yds	Avg	Long	B
Walden	62	2548	41.1	57	1
Steelers	62	2548	41.1	57	1
Opponents	75	3182	42.4	60	1

PUNT RETURNS

	Ret	FC	Yds	Avg	Long	TD
Edwards	34	5	376	9.9	44	0
Meyer	18	2	80	4.4	18	0
Bleier	0	2	0	0.0	0	0
Steelers	52	9	416	8.0	44	0
Opponents	37	8	308	8.3	62	0

KICKOFF RETURNS

	No.	Yds	Avg	Long	TD
P. Pearson	16	308	19.3	28	0
S. Davis	15	404	26.9	48	0
Bleier	3	47	15.7	20	0
Harris	1	23	23.0	23	0
Fuqua	1	22	22.0	22	0
Hanneman	1	20	20.0	20	0
Edwards	1	10	10.0	10	0
Webster	1	9	9.0	9	0
Mansfield	1	0	0.0	0	0
Steelers	40	843	21.1	48	0
Opponents	59	1357	23.0	46	0

FIELD GOALS

	1-19	20-29	30-39	40-49	50+
Gerela	9/10	10/12	5/9	5/12	0/0
Steelers	9/10	10/12	5/9	5/12	0/0
Opponents	6/6	4/4	2/6	7/10	0/3

1972 Final Regular-Season Statistics (Won 11, Lost 3)

SCHEDULE

Date	W-L	Score	Opponent	Attendance
9/17	W	34-28	Dakland	50,141
9/24	L	15-10	at Cincinnati	54,292
10/1	W	25-19	at St. Louis	49,140
10/8	L	17-13	at Dallas	65,582
10/15	W	24-7	Houston	42,929
10/22	W	33-3	New England	46,081
10/29	W	38-21	at Buffalo	45,882
11/5	W	40-17	Cincinnati	50,350
11/12	W	16-7	Kansas City	50,350
11/19	L	26-24	at Cleveland	83,009
11/26	W	23-10	Minnesota	50,348
12/3	W	30-0	Cleveland	50,350
12/10	W	9-3	at Houston	36,528
12/17	W	24-2	at San Diego	52,873

TEAM STATISTICS

	Pittsburgh	Opponent
Total First Downs	228	219
Rushing	131	79
Passing	79	116
Penalty	18	24
3rd Down: Made/Att	63/188	66/208
3rd Down Pct.	33.5	31.7
Total Net Yards	4231	3771
Avg. Per Game	302.2	269.4
Total Plays	853	896
Avg. Per Play	5.0	4.2
Net Yards Rushing	2520	1715
Avg. Per Game	180.0	122.5
Total Rushes	497	445
Net Yards Passing	1711	2056
Avg. Per Game	122.2	146.9
Sacked/Yards Lost	32/247	40/337
Gross Yards	1958	2393
Att./Completions	324/156	411/206
Completion Pct.	48.1	50.1
Had Intercepted	12	28
Punts/Average	66/43.6	74/40.3
Penalties/Yards	81/728	77/712
Fumbles/Ball Lost	27/14	37/20
Touchdowns	37	18
Rushing	22	6
Passing	12	9
Returns	3	3

SCORE BY PERIOD

	01	02	03	04	OT	Pts
Steelers	66	103	73	101	0	343
Opponents	28	40	46	61	0	175

PASSING

	Att	Cmp	Yds	Cmp%	TD	Int	Long	Sack/Lost	Rating
Bradshaw	308	147	1897	47.7	12	12	78t	29/237	64.3
Gilliam	11	7	48	63.6	0	0	9	2/8	73.3
Hanratty	4	2	23	50.0	0	0	14	1/2	67.7
Walden	1	0	0	0.0	0	0	0	0/0	39.6
Steelers	324	156	1958	48.1	12	12	78t	32/247	64.3
Opponents	411	206	2393	50.1	9	28	70t	40/337	47.0

SCORING

	TD	Ru	Pa	Rt	PAT	FG	2Pt	Pts
Gerela	0	0	0	0	35/36	28/41	0	119
Harris	11	10	1	0	0/0	0/0	0	66
Bradshaw	7	7	0	0	0/0	0/0	0	42
Lewis	5	0	5	0	0/0	0/0	0	30
Fuqua	4	4	0	0	0/0	0/0	0	24
Shanklin	3	0	3	0	0/0	0/0	0	18
H. Davis	1	0	0	1	0/0	0/0	0	6
Blount	1	0	0	1	0/0	0/0	0	6
Ham	1	0	0	1	0/0	0/0	0	6
L. Brown	1	0	1	0	0/0	0/0	0	6
S. Davis	1	1	0	0	0/0	0/0	0	6
Mullins	1	0	1	0	0/0	0/0	0	6
McMakin	1	0	1	0	0/0	0/0	0	6
Anderson	0	0	0	0	0/0	0/0	1	2
Steelers	37	22	12	3	35/36	28/41	1	343
Opponents	18	6	9	3	17/18	16/27	1	175

Sacks: Greene 11.0, White 10.0, Greenwood 4.0,
E. Holmes 4.0, McGee 2.0, Anderson 2.0, Ham 2.0,
Wagner 2.0, Hanneman 2.0, Russell 1.0,
Steelers: 40.0, Opponents: 32.0

RUSHING

	No.	Yds	Avg	Long	TD
Harris	188	1055	5.6	75t	10
Fuqua	150	665	4.4	47	4
Bradshaw	58	346	6.0	20t	7
Pearson	67	264	3.9	21	0
S. Davis	20	85	4.3	28t	1
Lewis	3	68	22.7	41	0
Bankston	7	20	2.9	11	0
Bleier	1	17	17.0	17	0
McMakin	1	0	0.0	0	0
Gilliam	2	0	0.0	0	0
Steelers	497	2520	5.1	75t	22
Opponents	444	1719	3.9	94t	6

RECEIVING

	No.	Yds	Avg	Long	TD
Shanklin	38	669	17.9	57t	3
Lewis	27	391	14.5	52	5
McMakin	21	277	13.2	78t	1
Harris	21	180	8.6	29	1
Fuqua	18	152	8.4	28	0
Pearson	11	79	7.2	15	0
Smith	10	98	9.8	25	0
Young	6	86	14.3	33	0
L. Brown	1	13	13.0	13t	1
Bankston	1	5	5.0	5	0
S. Davis	1	5	5.0	5	0
Mullins	1	3	3.0	3	0
Steelers	156	1958	12.6	78t	12
Opponents	206	2393	11.6	70t	9

INTERCEPTIONS

	No.	Yds	Avg	Long	TD
Ham	7	83	11.8	32t	1
Wagner	6	77	12.9	35	0
Bowser	4	30	7.5	23	0
Blount	3	75	25.0	34	0
Anderson	3	68	22.7	41	0
H. Davis	2	32	16.0	28	0
Beatty	2	16	8.0	16	0
Edwards	1	14	14.0	14	0
Steelers	28	395	14.1	41	1
Opponents	12	195	16.3	65t	1

PUNTING

	No.	Yds	Avg	Lg	B
Walden	65	2846	43.8	72	2
Gerela	1	29	29.0	29	0
Steelers	66	2875	43.6	72	2
Opponents	74	2982	40.3	65	1

PUNT RETURNS

	Ret	FC	Yds	Avg	Long	TD
Edwards	22	19	202	9.2	52	0
Lewis	5	1	56	11.2	26	0
Bleier	2	0	1	0.5	1	0
Pearson	1	0	3	3.0	3	0
Steelers	30	20	262	8.7	52	0
Opponents	37	10	169	4.6	30	0

KICKOFF RETURNS

	No.	Yds	Avg	Long	TD
Pearson	13	292	22.4	42	0
Harris	8	183	22.9	32	0
S. Davis	7	207	29.6	82	0
Bleier	2	40	20.0	20	0
Bankston	1	20	20.0	20	0
Edwards	1	18	18.0	18	0
McMakin	1	0	0.0	0	0
Steelers	33	760	23.0	82	0
Opponents	54	1190	22.0	47	0

FIELD GOALS

	1-19	20-29	30-39	40-49	50+
Gerela	9/9	8/10	8/12	3/9	0/1
Steelers	9/9	8/10	8/12	3/9	0/1
Opponents	3/3	4/6	6/9	3/6	0/3

• Team Record

1971 Final Regular-Season Statistics (Won 6, Lost 8)

SCHEDULE

Date	W-L	Score	Opponent	Attendance
9/19	L	17-15	at Chicago	55,049
9/26	W	21-10	Cincinnati	48,448
10/3	W	21-17	San Diego	44,339
10/10	L	27-17	at Cleveland	83,391
10/18	L	38-16	at Kansas City	49,533
10/24	W	23-16	Houston	45,872
10/31	L	34-21	at Baltimore	60,238
11/7	W	26-9	Cleveland	50,202
11/14	L	24-21	at Miami	66,435
11/21	W	17-13	N.Y. Giants	50,008
11/28	L	22-10	Denver	39,710
12/5	L	29-3	at Houston	37,778
12/12	W	21-13	at Cincinnati	60,022
12/19	L	23-14	L.A. Rams	45,233

TEAM STATISTICS

	Pittsburgh	Opponent
Total First Downs	226	225
Rushing	98	81
Passing	111	132
Penalty	17	12
Total Net Yards	3882	4248
Avg. Per Game	277.3	303.4
Total Plays	867	881
Avg. Per Play	4.5	4.8
Net Yards Rushing	1758	1482
Avg. Per Game	125.6	105.9
Total Rushes	416	440
Net Yards Passing	2124	2766
Avg. Per Game	151.7	197.6
Sacked/Yards Lost	37/322	33/294
Gross Yards	2446	3060
Att./Completions	414/214	408/235
Completion Pct.	51.7	57.6
Had Intercepted	26	17
Punts/Average	79/43.9	77/41.5
Penalties/Yards	88/898	81/784
Fumbles/Ball Lost	37/21	27/9
Touchdowns	28	32
Rushing	10	13
Passing	15	16
Returns	3	3

SCORE BY PERIOD

	Q1	Q2	Q3	Q4	OT	Pts
Steelers	53	60	57	76	0	246
Opponents	69	117	42	64	0	292

PASSING

	Att	Cmp	Yds	Cmp%	TD	Int	Long	Sack/Lost	Rating
Bradshaw	373	203	2259	54.4	13	22	49	33/287	59.7
Hanratty	29	7	159	24.1	2	3	40	3/32	33.3
Leahy	11	3	18	27.3	0	1	18	1/3	1.7
Walden	1	1	10	100.0	0	0	10	0/0	108.3
Steelers	414	214	2157	51.7	15	26	49	37/322	52.8
Opponents	408	235	3060	57.6	16	17	86	33/294	66.8

SCORING

	TD	Ru	Pa	Rt	PAT	FG	2Pt	Pts
Gerela	0	0	0	0	27/27	17/27	0	78
Shanklin	6	0	6	0	0/0	0/0	0	36
Bradshaw	5	5	0	0	0/0	0/0	0	30
Smith	5	0	5	0	0/0	0/0	0	30
Fuqua	5	4	1	0	0/0	0/0	0	30
Pearson	3	0	2	1	0/0	0/0	0	18
Staggers	1	0	0	1	0/0	0/0	0	6
Rowser	1	0	0	1	0/0	0/0	0	6
Hanratty	1	1	0	0	0/0	0/0	0	6
L. Brown	1	0	1	0	0/0	0/0	0	6
Steelers	28	10	15	3	27/27	17/27	0	246
Opponents	32	13	16	3	30/32	22/35	0	292

Sacks: N/A Steelers: 37.0, Opponents: 33.0

RUSHING

	No.	Yds	Avg	Long	TD
Fuqua	155	625	4.0	30	4
Pearson	131	605	4.6	27	0
Bankston	70	274	3.9	30	0
Bradshaw	53	247	4.7	39	5
Walden	1	14	14.0	14	0
Staggers	1	5	5.0	5	0
Hanratty	1	3	3.0	3	1
Shanklin	2	1	0.5	2	0
Leahy	1	-6	-6.0	-6	0
Smith	1	-10	-10.0	-10	0
Steelers	416	1758	4.2	39	10
Opponents	440	1482	3.4	28	13

RECEIVING

	No.	Yds	Avg	Long	TD
Shanklin	49	652	13.3	42	6
Fuqua	49	427	8.7	40	1
Smith	47	663	14.1	49	5
Pearson	20	246	12.3	44	2
Adams	20	160	8.0	21	0
Bankston	17	148	8.7	31	0
Staggers	8	103	12.9	20	0
Lewis	3	44	14.8	22	0
L. Brown	1	3	3.0	3t	1
Steelers	214	2446	11.4	49	15
Opponents	235	3060	13.0	86	16

INTERCEPTIONS

	No.	Yds	Avg	Long	TD
Rowser	4	94	23.5	70	1
Allen	3	45	15.0	29	0
Wagner	2	53	26.5	29	0
Blount	2	16	8.0	16	0
Ham	2	4	2.0	4	0
Calland	2	0	0.0	0	0
Edwards	1	20	20.0	20	0
Anderson	1	14	14.0	14	0
Steelers	17	246	14.5	70	1
Opponents	26	350	13.5	44	1

PUNTING

	No.	Yds	Avg	Long	B
Walden	79	3455	43.7	57	0
Steelers	79	3455	43.7	57	0
Opponents	77	3195	41.5	73	1

PUNT RETURNS

	Ret	FC	Yds	Avg	Long	TD
Staggers	31	14	262	8.5	67	1
Wagner	2	3	2	1.0	2	0
Edwards	1	0	0	0.0	0	0
Fuqua	1	0	0	0.0	0	0
Bleier	0	1	0	0.0	0	0
Steelers	35	18	264	7.5	67	1
Opponents	45	15	319	7.1	47	1

KICKOFF RETURNS

	No.	Yds	Avg	Long	TD
Brumfield	12	271	22.6	35	0
Staggers	10	261	26.1	47	0
Edwards	9	198	22.0	29	0
Pearson	7	205	29.3	77	0
Bankston	5	76	15.2	23	0
Blount	4	76	19.0	23	0
Bleier	1	21	21.0	21	0
Clack	1	12	12.0	12	0
Steelers	49	1120	22.9	77	0
Opponents	45	1002	22.3	57	0

FIELD GOALS

	1-19	20-29	30-39	40-49	50+
Gerela	5/6	5/7	4/7	3/6	0/1
Steelers	5/6	5/7	4/7	3/6	0/1
Opponents	6/6	11/13	4/5	1/10	0/1

1970 Final Regular-Season Statistics (Won 5, Lost 9)

SCHEDULE

Date	W-L	Score	Opponent	Attendance
9/20	L	19-7	Houston	45,538
9/27	L	16-13	at Denver	50,705
10/3	L	15-7	at Cleveland	84,349
10/11	W	23-10	Buffalo	42,140
10/18	W	7-3	at Houston	42,799
10/25	L	31-14	at Oakland	54,423
11/2	W	21-10	Cincinnati	38,968
11/8	W	21-17	N.Y. Jets	50,028
11/15	L	31-14	Kansas City	50,081
11/22	L	34-7	at Cincinnati	59,276
11/29	W	28-9	Cleveland	50,214
12/6	L	20-12	Green Bay	46,418
12/13	L	27-16	at Atlanta	54,126
12/20	L	30-20	at Philadelphia	55,252

TEAM STATISTICS

	Pittsburgh	Opponent
Total First Downs	206	225
Rushing	84	91
Passing	97	120
Penalty	25	14
Total Net Yards	3752	3996
Avg. Per Game	268.0	285.4
Total Plays	844	906
Avg. Per Play	4.4	4.4
Net Yards Rushing	1715	1679
Avg. Per Game	122.5	119.9
Total Rushes	432	487
Net Yards Passing	2037	2317
Avg. Per Game	145.5	165.5
Sacked/Yards Lost	28/275	26/238
Gross Yards	2312	2555
Att./Completions	384/150	393/191
Completion Pct.	39.1	48.6
Had Intercepted	32	23
Punts/Average	78/44.2	85/41.9
Penalties/Yards	82/835	76/790
Fumbles/Ball Lost	30/14	29/14
Touchdowns	26	32
Rushing	13	8
Passing	12	21
Returns	1	3

SCORE BY PERIOD

	01	02	03	04	OT	Pts
Steelers	33	76	50	51	0	210
Opponents	63	65	82	62	0	272

PASSING

	Att	Cmp	Yds	Cmp%	TD	Int	Long	Sack/Lost	Rating
Bradshaw	218	83	1460	38.1	6	24	87	25/242	31.3
Hanratty	163	64	792	39.3	5	8	72	3/33	44.8
Hoak	2	2	40	100.0	1	0	27	0/0	158.3
Walden	1	1	20	100.0	0	0	20	0/0	118.8
Steelers	384	150	2312	39.1	12	32	87	28/247	35.4
Opponents	393	191	2555	48.6	21	23	65	26/238	63.1

RUSHING

	TD	Ru	Pa	Rt	PAT	FG	2Pt	Pts
Fuqua	9	7	2	0	0/0	0/0	0	54
Mingo	0	0	0	0	17/17	5/18	0	32
Shanklin	4	0	4	0	0/0	0/0	0	24
Watson	0	0	0	0	7/9	5/10	0	22
Hughes	3	0	3	0	0/0	0/0	0	18
Pearson	2	2	0	0	0/0	0/0	0	12
Bankston	2	2	0	0	0/0	0/0	0	12
Smith	2	0	2	0	0/0	0/0	0	12
Hoak	1	1	0	0	0/0	0/0	0	6
Bradshaw	1	1	0	0	0/0	0/0	0	6
Staggers	1	0	1	0	0/0	0/0	0	6
Beatty	1	0	0	1	0/0	0/0	0	6
Steelers	26	13	12	1	24/26	10/28	0	210
Opponents	32	8	21	3	29/32	15/32	3	272

Sacks: N/A Steelers: 28.0, Opponents: 26.0

RUSHING

	No.	Yds	Avg	Long	TD
Fuqua	138	691	5.0	85	7
Pearson	173	503	2.9	30	2
Bradshaw	32	233	7.3	22	1
Bankston	26	122	4.7	31	2
Hoak	40	115	2.6	13	1
Bryant	3	25	8.3	24	0
Wilburn	5	25	5.0	10	0
Cole	9	8	0.9	6	0
Smith	1	6	6.0	6	0
Hanratty	4	-5	-1.3	0	0
Hughes	1	-8	-8.0	-8	0
Steelers	432	1715	4.0	85	13
Opponents	487	1679	3.4	40	8

RECEIVING

	No.	Yds	Avg	Long	TD
Shanklin	30	691	23.0	81	4
Smith	30	458	15.3	87	2
Hughes	24	332	13.8	72	3
Fuqua	23	289	12.6	57	2
Bryant	8	154	19.3	63	0
Bankston	7	30	4.3	20	0
Staggers	6	118	19.7	31	1
Wilburn	6	77	12.8	15	0
Pearson	6	71	11.8	18	0
Hoak	4	25	6.3	18	0
Adams	3	36	12.0	17	0
Cole	3	31	10.3	20	0
Steelers	150	2312	15.4	87	12
Opponents	191	2555	13.4	65	21

INTERCEPTIONS

	No.	Yds	Avg	Long	TD
Calland	7	38	5.4	21	0
Allen	4	48	12.0	30	0
Russell	3	64	21.3	37	0
Rowser	3	27	9.0	12	0
Beatty	2	49	24.5	30	1
Hillebrand	2	14	7.0	14	0
Austin	1	22	22.0	22	0
Blount	1	4	4.0	4	0
Steelers	23	266	11.5	37	1
Opponents	32	318	9.9	57	1

PUNTING

	No.	Yds	Avg	Lg	B
Walden	75	3393	45.2	66	1
Bradshaw	3	52	17.3	39	0
Steelers	78	3445	44.2	66	1
Opponents	85	3517	41.9	61	1

PUNT RETURNS

	Ret	FC	Yds	Avg	Long	TD
Bryant	37	7	159	4.3	33	0
Staggers	13	12	70	5.4	15	0
Blount	1	0	52	52.0	52	0
Steelers	51	19	281	5.5	52	0
Opponents	51	11	304	6.0	31	0

KICKOFF RETURNS

	No.	Yds	Avg	Long	TD
Blount	18	535	29.7	91	0
Staggers	14	333	23.8	46	0
Pearson	4	114	28.5	35	0
Sharp	1	9	9.0	9	0
Wenzel	1	6	6.0	6	0
Calland	1	0	0.0	0	0
Washington	1	0	0.0	0	0
Steelers	40	997	24.9	91	0
Opponents	49	1068	21.8	100	1

FIELD GOALS

	1-19	20-29	30-39	40-49	50+
Mingo	2/2	1/6	0/0	2/7	0/3
Watson	2/2	2/2	0/1	1/4	0/1
Steelers	4/4	3/8	0/1	3/11	0/4
Opponents	7/9	1/3	4/7	2-12	1/1

1969 Final Regular-Season Statistics (Won 1, Lost 13)

SCHEDULE

Date	W-L	Score	Opponent	Attendance
9/21	W	16-13	Detroit	51,360
9/28	L	41-27	at Philadelphia	60,658
10/5	L	27-14	St. Louis	45,011
10/12	L	10-7	at N.Y. Giants	62,987
10/18	L	42-31	at Cleveland	84,078
10/26	L	14-7	Washington	47,557
11/2	L	38-34	Green Bay	46,403
11/9	L	38-7	at Chicago	45,856
11/16	L	24-3	Cleveland	47,670
11/23	L	52-14	at Minnesota	47,202
11/30	L	47-10	at St. Louis	43,721
12/7	L	10-7	Dallas	24,990
12/14	L	21-17	N.Y. Giants	21,069
12/21	L	27-24	at New Orleans	72,256

SCORING

	TD	Ru	Pa	Rt	PAT	FG	2Pt	Pts
Mingo	0	0	0	0	0	26/26	12/26	0 62
Jefferson	9	0	9	0	0/0	0/0	0	54
Gros	7	4	3	0	0/0	0/0	0	42
Hoak	3	2	1	0	0/0	0/0	0	18
Henderson	3	0	3	0	0/0	0/0	0	18
Bankston	1	1	0	0	0/0	0/0	0	6
Shiner	1	1	0	0	0/0	0/0	0	6
Williams	1	0	1	0	0/0	0/0	0	6
McCall	1	0	0	1	0/0	0/0	0	6
Steelers	26	8	17	1	26/26	12/26	0	218
Opponents	50	17	27	6	49/50	17/25	2	404

Sacks: N/A Steelers: 33.0, Opponents: 52.0

INTERCEPTIONS

	No.	Yds	Avg	Long	TD
Hohn	5	64	12.8	24	0
Martha	5	37	7.4	15	0
Shorter	3	47	15.7	23	0
Stenger	3	36	12.0	19	0
Russell	2	48	24.0	26	0
May	2	4	2.0	2	0
Calland	2	0	0.0	0	0
Hillebrand	1	14	14.0	14	0
Hinton	1	?	?	?	0
Woodson	1	0	0.0	0	0
Steelers	25	257	10.3	26	0
Opponents	29	535	18.4	77	3

TEAM STATISTICS

	Pittsburgh	Opponent
Total First Downs	210	260
Rushing	81	101
Passing	115	142
Penalty	14	17
Total Net Yards	3626	4401
Avg. Per Game	259.0	314.4
Total Plays	843	898
Avg. Per Play	4.3	4.9
Net Yards Rushing	1542	1732
Avg. Per Game	110.1	123.7
Total Rushes	400	455
Net Yards Passing	2084	2669
Avg. Per Game	148.9	190.6
Sacked/Yards Lost	52/374	33/304
Gross Yards	2458	2973
Att./Completions	391/176	410/227
Completion Pct.	45.0	55.4
Had Intercepted	29	25
Punts/Average	77/42.3	65/40.1
Penalties/Yards	67/659	74/772
Fumbles/Ball Lost	36/16	25/9
Touchdowns	26	50
Rushing	8	17
Passing	17	27
Returns	1	6

SCORE BY PERIOD

	Q1	Q2	Q3	Q4	OT	Pts
Steelers	57	47	35	79	0	218
Opponents	63	114	85	142	0	404

PASSING

	Att	Cmp	Yds	Cmp%	TD	Int	Long	Sack/Lost	Rating
Shiner	209	97	1422	46.4	7	10	63	24/157	60.3
Hanratty	126	52	716	41.3	8	13	41	20/168	41.7
Nix	53	25	290	47.2	2	6	47	7/39	37.2
Hoak	3	2	30	66.7	0	0	16	1/10	99.3
Steelers	391	176	2458	45.0	17	29	63	52/374	49.4
Opponents	410	227	2973	55.4	27	25	58	33/304	75.0

RUSHING

	No.	Yds	Avg	Long	TD
Hoak	151	531	3.5	13	2
Gros	116	343	3.0	16	4
Bankston	62	259	4.2	15	1
Hanratty	10	106	10.6	31	0
McCall	30	98	3.3	14	0
Nix	10	70	7.0	20	0
Shiner	14	55	3.9	18	1
Jefferson	4	46	11.5	22	0
Wilburn	2	29	14.5	35	0
Campbell	1	5	5.0	5	0
Steelers	400	1542	3.9	35	8
Opponents	455	1732	3.8	54	17

RECEIVING

	No.	Yds	Avg	Long	TD
Jefferson	67	1079	16.1	63	9
Wilburn	20	373	18.7	53	0
Hoak	20	190	9.5	26	1
Gros	17	131	7.7	20	3
Hilton	12	231	19.3	34	0
Henderson	12	188	15.7	45	3
Cropper	9	116	12.9	19	0
Adams	6	80	13.3	19	0
Bankston	6	6	1.0	8	0
Williams	3	14	4.7	6t	1
McCall	2	2	1.0	5	0
Campbell	1	32	32.0	32	0
Alley	1	16	16.0	16	0
Steelers	176	2458	14.0	63	17
Opponents	227	2973	13.1	58	27

PUNTING

	No.	Yds	Avg	Long	B
Walden	77	3254	42.3	61	0
Steelers	77	3254	42.3	61	0
Opponents	65	2608	40.1	55	0

PUNT RETURNS

	Ret	FC	Yds	Avg	Long	TD
Campbell	28	7	133	4.8	23	0
Jefferson	4	2	23	5.8	9	0
Martha	3	2	0	0.0	0	0
Hoak	1	1	9	9.0	9	0
Davis	1	0	0	0.0	0	0
Beatty	0	1	0	0.0	0	0
Steelers	37	13	165	4.5	23	0
Opponents	41	15	396	9.7	83t	1

KICKOFF RETURNS

	No.	Yds	Avg	Long	TD
Campbell	26	522	20.1	46	0
McCall	21	532	25.3	101t	1
Bankston	4	89	22.3	41	0
Jefferson	4	80	20.0	27	0
Woodson	1	18	18.0	18	0
Davis	3	0	0.0	0	0
Kolb	1	0	0.0	0	0
Steelers	60	1241	21.0	101t	1
Opponents	46	962	20.9	96t	1

FIELD GOALS

	1-19	20-29	30-39	40-49	50+
Mingo	5/6	1/4	4/7	2/9	0/0
Steelers	5/6	1/4	4/7	2/9	0/0
Opponents	3/3	5/7	6/9	3/6	0/0

• Team Record