

BALTIMORE'S #1 CHOICE FOR LOCAL NEWS DAY OR NIGHT!

WBALTV
NEWS 11
TODAY
WEEKDAYS
4:30AM

JASON NEWTON

MINDY BASARA

WBALTV
NEWS 11
WEEKDAYS
5, 6, AND 11PM

ANDRE HEPKINS

DONNA HAMILTON

STAN STOVALL

BALTIMORE RAVENS MEDIA GUIDE

2017 RAVENS SCHEDULE

PRESEASON

DAY	DATE	OPPONENT	LOCATION	TIME	TELEVISION
Thursday	August 10	WASHINGTON REDSKINS	M&T BANK STADIUM	7:30 p.m.	WBAL-TV
Thursday	August 17	@ Miami Dolphins	Hard Rock Stadium	7:00 p.m.	WBAL-TV
Saturday	August 26	BUFFALO BILLS	M&T BANK STADIUM	7:00 p.m.	WBAL-TV
Thursday	August 31	@ New Orleans Saints	Mercedes-Benz Superdome	8:00 p.m.	WBAL-TV

REGULAR SEASON

DAY	DATE	OPPONENT	LOCATION	TIME	TELEVISION
Sunday	September 10	at Cincinnati Bengals	Paul Brown Stadium	1:00 p.m.	CBS (WJZ)
Sunday	September 17	CLEVELAND BROWNS	M&T BANK STADIUM	1:00 p.m.	CBS (WJZ)
Sunday	September 24	at Jacksonville Jaguars	Wembley Stadium (London)	9:30 a.m.	CBS (WJZ)
Sunday	October 1	PITTSBURGH STEELERS	M&T BANK STADIUM	1:00 p.m.	CBS (WJZ)
Sunday	October 8*	at Oakland Raiders	O.co Coliseum	4:05 p.m.	CBS (WJZ)
Sunday	October 15*	CHICAGO BEARS	M&T BANK STADIUM	1:00 p.m.	FOX (WBFF)
Sunday	October 22*	at Minnesota Vikings	U.S. Bank Stadium	1:00 p.m.	CBS (WJZ)
Thursday	October 26	MIAMI DOLPHINS	M&T BANK STADIUM	8:25 p.m.	CBS/NFL NET
Sunday	November 5*	at Tennessee Titans	Nissan Stadium	1:00 p.m.	CBS (WJZ)
Sunday	November 12	BYE WEEK			
Sunday	November 19*	at Green Bay Packers	Lambeau Field	1:00 p.m.	CBS (WJZ)
Monday	November 27	HOUSTON TEXANS	M&T BANK STADIUM	8:30 p.m.	ESPN
Sunday	December 3*	DETROIT LIONS	M&T BANK STADIUM	1:00 p.m.	FOX (WBFF)
Sunday	December 10*	at Pittsburgh Steelers	Heinz Field	8:30 p.m.	NBC (WBAL)
Sunday	December 17*	at Cleveland Browns	FirstEnergy Stadium	1:00 p.m.	CBS (WJZ)
Saturday	December 23	INDIANAPOLIS COLTS	M&T BANK STADIUM	4:30 p.m.	NFL Network
Sunday	December 31*	CINCINNATI BENGALS	M&T BANK STADIUM	1:00 p.m.	CBS (WJZ)

HOME GAMES IN CAPS AND BOLD • All Times Eastern

*Flexible Schedule Games; All Sunday NFL games scheduled in Weeks 5-17 are eligible to be moved to Sunday Night Football.

All games broadcast on the Ravens Gameday Radio Network, presented by Geico, on WBAL Radio (1090 AM) and 98Rock (97.9 FM), on BaltimoreRavens.com, the Ravens' mobile and tablet apps and across 23 regional affiliates (see page 412 for a list).

RAVENS FACILITIES



Under Armour Performance Center
Football Operations
1 Winning Drive
Owings Mills, MD 21117
(410) 701-4000 (Main)
(410) 701-4100 (PR Fax)



M&T Bank Stadium
(capacity: 71,008)
1101 Russell St.
Baltimore, MD 21230
(410) 261-RAVE (7283)
Fax: (410) 468-1340



CONNECT WITH THE RAVENS



www.baltimore Ravens.com



Ravens app: baltimore Ravens.com/mobile



twitter.com/ravens



[instagram.com/ravens](https://www.instagram.com/ravens)



facebook.com/baltimore Ravens



youtube.com/user/baltimore Ravens

BALTIMORE RAVENS PUBLIC RELATIONS

Kevin Byrne	Sr. Vice President of Public & Community Relations	410-701-4023	kevin.byrne@ravens.nfl.net
Chad Steele	Vice President of Public Relations	410-701-4152	chad.steele@ravens.nfl.net
Patrick Gleason	Director of Public Relations	410-701-4161	patrick.gleason@ravens.nfl.net
Tom Valente	Public Relations Manager	410-701-4158	tom.valente@ravens.nfl.net
Marisol Renner	Publications & Public Relations Specialist	410-701-4157	marisol.renner@ravens.nfl.net

TABLE OF CONTENTS

ORGANIZATION

2017 Schedule and Team Information	1
Chad Alexander	59
Assistant Coaches	30
Steve Bisciotti	7
O.J. Brigance	57
Kevin Byrne	65
Dick Cass	9
Coaches, All-Time	50
Community	81
Eric DeCosta	51
Jon Dubé	66
Brandon Etheridge	67
Facility, Ravens Training Complex	1, 79
John Harbaugh	17
Joe Hortiz	55
George Kokinis	56
Jessica Markison	56
Jameel McClain	59
Medical Staff	78
Pat Moriarty	53
Marty Mornhinweg	26
Ozzie Newsome	10
Vincent Newsome	54
Dean Pees	28
Player Personnel Staff	60
Ravens Foundation, Inc.	81
Jerry Rosburg	24
William Sheridan	66
Mark Smith	67
Staff Directory	3
Staff, Executive	68
Staff Photos	74
Harry Swayne	58

PLAYERS

Draft Choices	209
First-Year Players	217
Pronunciation Guide	166
Rookie Free Agents	220
Rosters	226
Veteran Players	85

2016 REVIEW

Game-by-Game Summaries	240
Honor Roll	230
How Ravens Were Built	236
NFL Rankings	256
NFL Standings	257
Player Honors (Milestones)	237
Player Participation	233
Pro Bowl Ravens	230
Season Trends	230

2016 REVIEW CONTINUED

Starters, Game-by-Game	235
Statistics, Game-by-Game	238
Statistics, Preseason	231
Statistics, Regular Season	229

HISTORY

Attendance	297
Baltimore Football History	262
Draft Choices, All-Time	294
Draft Choices, Colleges	297
Largest Crowds	305
Ray Lewis (Ravens Legend)	276
Jonathan Ogden (Hall of Famer)	275
Opponents, Ravens vs. NFL	306
Overtime Games	299
Player Honors	281
Preseason Results	300
Primetime Ravens	298
Pro Bowl Ravens	283
Ravens History	262
Ed Reed (Ravens Legend)	278
Regular Season & Postseason Results	301
Ring of Honor/Man of the Year	284
Roster, All-Time	285
Shutouts	297
Statistics, Cumulative, 1996-2015	313
Super Bowl XXXV	261
Super Bowl XLVII	259
Trades	280
Win/Loss Results	299

RECORDS

Defensive Touchdowns	370
Individual Records	368
Opponent Single-Game Bests	388
Rankings, Ravens	365
Postseason, Individual	389
Postseason, Team	398
Team Records	381

GAMEDAY

Amenities, M&T Bank Stadium	406
Entertainment	407
Honor Rows	408
LEED Environmental Award	410
M&T Bank Stadium	403
NFL Important Dates, 2017	417
NFL Schedule, 2017	414
Ravens Radio Network/Affiliates	412
Stadium Seating Chart	411
Statues, Ray Lewis & Johnny Unitas	406
Television Programming	413
Touchdown For Teachers	409

MEDIA GUIDE ACKNOWLEDGEMENTS

The 2017 Baltimore Ravens Media Guide was prepared by the team's public relations department. An electronic version of the guide is available in the press room on [baltimoreravens.com](http://www.baltimoreravens.com) or at this direct url: <http://www.baltimoreravens.com/news/press-room.html>. We extend a special thank you to past staff members of the Ravens' PR department who have contributed to the publication of the media guide since 1996.

Executive Editor: Marisol Renner

Editors: Patrick Gleason, Tom Valente & David Wolf **Art Director:** Ken Lisse

Contributors: Kevin Byrne, Heather Darney, Kelly Quinlan, Emily Scerba, Chad Steele, Megan Boyle

Photographers: Phil Hoffmann, Shawn Hubbard, Sid Keiser, Paul Spinelli, AP Images

The 2017 Baltimore Ravens Media Guide was printed by Schmitz Press in Sparks, MD. www.schmitzpress.com

Copyright © 2017 Baltimore Ravens



2017 STAFF DIRECTORY

EXECUTIVE

Stephen J. Bisciotti Owner
 Richard W. Cass President
 Brandon Etheridge General Counsel
 Pam Lund Executive Assistant to the Owner
 Lisa Dixon Director of Special Events/Special Asst. to the President
 Ron Shapiro Special Advisor to the Owner

ADMINISTRATION

Jeff Goering Sr. Vice President of Finance/Chief Financial Officer
 Jim Coller Vice President of Finance
 Reba Koppelman Director of Finance
 Dana Cline Senior Payables Manager
 Patti Holtery Senior Payroll Manager
 Liz McCroskey Accounting Manager
 Toni Lekas Receptionist
 Valarie Wideman Receptionist

HUMAN RESOURCES

Elizabeth Mearman Vice President of Human Resources
 Julie Tambussi Sr. Human Resources Generalist
 Lindsay Pinckney Human Resources Coordinator

INFORMATION TECHNOLOGY

Bill Jankowski Vice President of Information Technology
 Nick Fusee Vice President of Networking & Hardware
 Jeremy Parks Senior Database Architect
 Evan Woodard Information Technology Security Manager
 Kevin Boyle Information Technology Coordinator

PUBLIC & COMMUNITY RELATIONS

Kevin Byrne Sr. Vice President - Public & Community Relations
 Chad Steele Vice President of Public Relations
 Patrick Gleason Director of Public Relations
 Tom Valente Public Relations Manager
 Marisol Renner Publications & Public Relations Specialist

COMMUNITY RELATIONS

Heather Darney Director of Community Relations/
 Executive Director, Ravens Foundation
 Kelly Quinlan Community Relations Manager

OPERATIONS, SECURITY, FIELDS & GROUNDS

Bob Eller Sr. Vice President of Operations
 Joan Fennekohl Director of Team Travel
 Keith Mathews Director of Facilities Maintenance
 Matt Klug Facilities Maintenance Manager
 Marlon McLean Facilities Assistant
 David Ghostlaw Team Operations Coordinator

TEAM SERVICES

Bud Reinecke Senior Manager of Team Services
 Jerry Bolling Assistant Manager of Team Services
 Joe Heller Assistant Manager of Team Services
 Denny Brothers Team Services Assistant
 Avon Bryant Team Services Assistant
 Bobby Chesney Team Services Assistant
 Tom Curtis Team Services Assistant
 Denard Davis Team Services Assistant
 Louis Dixon Team Services Assistant
 James Howard Team Services Assistant
 Kirsten Koenig Team Services Assistant
 Duane Ludwig Team Services Assistant
 Frank Thomas Team Services Assistant
 Jawan Yancey Team Services Assistant

OPERATIONS, SECURITY, FIELDS & GROUNDS

SECURITY

Darren Sanders Vice President of Security
 Craig Singleterry Sr. Security Manager
 Melvin Cross Security
 Frank Fornoff Security
 Jesse Oden Security

FIELDS & GROUNDS

Don Follett Head Groundskeeper/Sr. Director of Fields & Grounds
 Bryan Filkins Sr. Manager/Asst. Head Groundskeeper/Equipment Asst.
 Sean Kauffman Sr. Manager/Assistant Head Groundskeeper
 P.J. Petel Field & Grounds Supervisor/Equipment Assistant
 Eric Evers Groundskeeper/Equipment Assistant
 Will Ranney Groundskeeper/Equipment Assistant
 Sean Kane Groundskeeper
 Jarod Knopp Groundskeeper

CORPORATE SALES & BUSINESS DEVELOPMENT

Kevin Rochlitz Sr. VP of Corporate Sales & Business Development
 Aaron Cline Director of Sales
 Dan Condon Corporate Sales Sr. Account Executive
 Trey Bennett Corporate Sales Account Executive
 Randy McCluskey Corporate Sales Account Executive
 Chris Wack Corporate Sales Account Executive

CLIENT SERVICES

Kate Kasabula Director of Client Services
 Cindy Browning Media & Client Services Manager
 Molly Sjurson Client Services Manager
 Mattie Wood Client Services Manager
 Keenan Harrell Client Services Coordinator
 Matt Kempel Client Services Coordinator

SUITE SALES & SERVICE

Theresa Abato Vice President of Suite Sales & Service
 Josh Hartman Director of Suite Sales & Business Development
 Hayward Sawers Suite Services Coordinator

MARKETING

Brad Downs Vice President of Marketing
 Ken Lisse Senior Designer
 Katie Bollinger Manager, Marketing & Fan Development
 Deandra Duggans Manager, Advertising & Branding
 Kim Ferguson Manager, Marketing & Partnership Activation
 Laura Humphreys Manager, Marketing & Partnership Activation
 Matt Little Manager, Marketing & Football Outreach
 Ilsa Marden Manager, Events & Game Entertainment
 Nick Prevas Graphic Design Manager
 Anneliese Bruce Graphic Designer
 Adam Rudel Marketing & Football Outreach Coordinator
 Rob Tune Entertainment & Events Coordinator
 Brandon Williams Mascot Coordinator
 Tina Galdieri Cheer Coordinator
 John Ziemann Marching Ravens President

TICKET SALES & OPERATIONS

Baker Koppelman Sr. Vice President, Ticket Sales & Operations
 Mike Burke Ticket Sales & Hospitality Director
 Adam Mazalewski Ticket Operations Director
 T.J. a'Becket Ticket Operations & Distribution Manager
 Whitney Fox Customer Service & Club Level Manager
 Eric Hubbs Ticket Sales & Hospitality Coordinator
 Ciara Kavanagh PSL Owner Rewards & Ticket Sales Coordinator
 Gwen Sieck Customer Service & Accessible Seating Coordinator

RETAIL

Chris Inouye Director of Retail
 Megan Malek Retail Manager

2017 STAFF DIRECTORY

RAVENS MEDIA

Michelle Andres Sr. Vice President of Ravens Media
 Jay O'Brien Vice President, Broadcasting & Gameday Productions
 Dave Lang Director of Digital Media
 Steve Groff Director of Broadcast Technical Operations
 Matt Brevet Senior Producer
 Eddie Coughlan Senior Cinematographer
 Ryan Mink Editorial Manager
 Garrett Downing Social Media Manager/Digital Host
 Sarah Ellison Editor/Writer
 Phil Cunningham Producer
 Cody Williams Manager of Business Intelligence & Digital Sponsorship
 John Eisenberg Columnist
 Erin Herbert Digital Media Manager
 Nick Modisett Cinematographer
 Cassie Calvert Social Media Coordinator
 Jack Dana Broadcasting Media Coordinator
 Brittany Jorge Motion Graphics Coordinator
 Jessie Knaak Broadcasting Coordinator
 Jeff Atkinson Cinematographer
 Mark Mariaca Audio Engineer
 Phil Hoffmann Team Photographer
 Shawn Hubbard Team Photographer

COACHING

John Harbaugh Head Coach
 Jerry Rosburg Special Teams Coordinator/Associate Head Coach
 Marty Mornhinweg Offensive Coordinator/Quarterbacks Coach
 Dean Pees Defensive Coordinator
 Richard Angulo Assistant Offensive Line Coach
 Andy Bischoff Offensive Assistant
 Joe Cullen Defensive Line Coach
 Joe D'Alessandris Offensive Line Coach
 Bobby Engram Wide Receivers Coach
 Thomas Hammock Running Backs Coach
 Chris Hewitt Secondary Coach
 Chris Horton Assistant Special Teams Coach
 Mike Macdonald Defensive Backs Coach
 Don Martindale Linebackers Coach
 Greg Roman Senior Offensive Assistant/Tight Ends Coach
 Craig Ver Steeg Offensive Assistant/Quarterbacks
 Matt Weiss Offensive Assistant
 Drew Wilkins Assistant Defensive Line Coach

SUPPORT STAFF

Randy Brown Specialists Coach
 Scott Cohen Opponent Analyst
 Megan McLaughlin Football Information Manager
 Dan Parsons Assistant to the Head Coach
 Sterling Lucas Administrative Assistant - Defense
 Jesse Minter Administrative Assistant - Defense

PERFORMANCE DEPARTMENT

Steve Saunders Director of Performance
 Juney Barnett Strength & Conditioning Coach
 Brian Ellis Administrative Assistant - Performance
 Ron Shrift Administrative Assistant - Performance
 Travis Switzer Administrative Assistant - Performance

ANALYTICS DEPARTMENT

Eugene Shen Director of Analytics
 Daniel Stern Analytics Assistant

PLAYER PERSONNEL

Ozzie Newsome General Manager & Executive Vice President
 Eric DeCosta Assistant General Manager
 Pat Moriarty Sr. Vice President of Football Administration
 Vincent Newsome Director of Pro Personnel
 Joe Hortiz Director of College Scouting
 Jessica Markison Director of Football Administration
 George Kokinis Senior Personnel Assistant
 Harry Swayne Director of Player Engagement
 O.J. Brigance Sr. Advisor to Player Engagement
 Chad Alexander Assistant Director of Pro Personnel
 Jameel McClain Assistant Director of Player Engagement
 Milt Hendrickson National Scout
 Lonnie Young National Scout
 Mark Azevedo Northeast Area Scout
 Brandon Berning Midwest/Southwest Area Scout
 David Blackburn West Area Scout
 Dwaune Jones Midwest Area Scout
 Andrew Raphael Southeast Area Scout
 Kevin Weidl Southeast/Southwest Area Scout
 David McDonald Football Systems Developer
 Corey Krawiec Manager, Player Evaluation & Analytics
 Joey Cleary Player Personnel Assistant
 Maggie Domanowski Player Personnel Administrative Assistant
 Johnny Shelton Team Chaplain
 Patrick Williams Scouting Intern
 Corey Frazier Scouting Intern
 Michael Newsome Scouting Intern

TRAINING & MEDICAL

Mark Smith Vice President & Head Certified Athletic Trainer
 Ron Medlin Assistant Certified Athletic Trainer
 Kevin Domboski Assistant Certified Athletic Trainer
 Dan Adelman Athletic Training Assistant
 Sam Bell Physical Therapist
 Kim Niggel Medical Services Assistant

EQUIPMENT

William Sheridan Equipment Manager
 Kenico Hines Assistant Equipment Manager
 Tom Wood Assistant Equipment Manager
 Michele Geiman Seamstress
 Laura Leizear Seamstress
 Kathy Resnik Seamstress
 Natalie Shaffer Seamstress
 Annette Tennant Seamstress

FOOTBALL VIDEO

Jon Dubé Vice President of Football Video Operations
 Mark Bienvenu Director of Football Video Operations
 Collin Ferguson Football Video Operations Manager

STADIUM OPERATIONS & GUEST EXPERIENCE

Roy Sommerhof Sr. Vice President of Stadium Operations
 John Cline Director of Event Operations
 Jobie Waldt Director of Stadium Operations
 Evan Cohen Stadium Operations Manager

GUEST EXPERIENCE

Rich Tamayo Director of Guest Experience
 Colleen Helak Guest Experience Manager
 Moe Shoots Guest Experience Coordinator



IN MEMORIAM: DAVID MODELL & CLARENCE BROOKS



DOM

David O. Modell, former president of the Ravens, passed away on Jan. 13, 2017 after battling cancer for almost two years.

Modell, 55, served as president from the team's beginning in 1996 through the Super Bowl XXXV championship in 2000 and continued in that capacity until 2004. From the selection of the team name and colors, to the move to M&T Bank Stadium in 1998, to the hiring of Brian Billick, David coordinated the efforts as team president. His fingerprints are still present on many of what have become Ravens favorites and traditions.

With the Ravens, Modell pointed to a clearly defined bottom line: "Our number one goal is to win. This oversimplification cannot be re-stated often enough. It shapes every

decision and action this organization takes," Modell said. "I don't want us just to be the best football team. We aspire to be the best business organization. We want to set the standard on and off the field."

David also believed in inclusion. "We try and make everyone in the organization understand that what they do is important to our success," David said. "At the same time, anything that involves the fans, we try to include the fans in the decision. Before we built the stadium, we asked our season ticket holders what was important to them at the new facility. We asked, listened, and then made sure we gave them what they wanted."

Stated New York Giants president and CEO John K. Mara: "[David] was a devoted family man, an innovative executive and a good friend. He helped make the Baltimore Ravens one of the most respected franchises in the NFL. David had such a huge impact on the franchise. He oversaw construction of one of the best [stadiums] in the country and helped put together one of the finest front offices in the League. His imprint on the Ravens and the City of Baltimore will be felt for many years."



CB


Clarence Brooks, the Ravens' longest-tenured assistant coach during the 2016 season, passed away on Sept. 17 at a hospital in Weston, Fla., following a battle with esophageal and stomach cancer. He was 65. The beloved Brooks – referred to by most as "C.B." – originally joined the organization in 2005 and served 11 seasons as defensive line coach.

In the spring of '16, while undergoing intense treatment for his illness, he transitioned into a senior defensive assistant role, but still spent as much time as he possibly could working with players and fellow coaches, including during training camp. Brooks was a 24-year NFL coaching veteran and one of six assistant coaches retained by John Harbaugh upon his 2008 Baltimore arrival.

"One of the finest coaches I have ever met, he changed the lives and influenced players and coaches for the better," Harbaugh said. "He was a great man, loving husband and devoted father. He was as tough and determined in adversity as you'll ever see and as loyal a friend as there is."

In addition to the Ravens, "C.B." coached for the Dolphins (2000-04), Browns (1999) and Bears (1993-98). Brooks also spent 17 years in the collegiate ranks holding coaching positions at Arizona (1990-92) – where he was instrumental in the notable "Desert Swarm" defense that led the nation in scoring defense in 1992 – Syracuse (1981-89) and his alma mater Massachusetts (1976-80).

IN MEMORIAM: MICHAEL JACKSON & KONRAD REULAND



MJ Former Ravens **WR Michael Jackson** tragically passed away in a motorcycle accident on May 12, 2017 in his hometown of Tangipahoa, La. He was just 48 years old. Jackson played eight seasons in the NFL, and his final three were spent with the Ravens. He moved with the franchise from Cleveland in 1996.

“Our hearts are saddened by the awful news involving Michael,” Ravens GM Ozzie Newsome said. “He was a vibrant person who became one of the first Ravens heroes and a popular player among Baltimore fans. Well known for his big smile and welcoming nature, it was easy to feel a special connection with Michael.

“Michael was also a community leader who inspired many people, not only during his time in the NFL, but afterwards when he became the mayor of his hometown in Louisiana,” Newsome added.

Jackson still holds the Ravens’ record for most receiving yards in a single season after he posted 1,201 yards on 76 catches in 1996 – the franchise’s first year in Baltimore. Jackson’s 14 TDs were tied for the league lead that season, and he finished sixth in yardage.

Jackson, fellow WR Derrick Alexander and QB Vinny Testaverde combined to give the Ravens one of the NFL’s top passing duos in 1996. Jackson and Alexander both topped 1,000 yards, an accomplishment no Ravens wide receiver tandem has accomplished since.

“One of my most rewarding achievements after retiring as a player was watching Michael develop as a wide receiver,” said Newsome, who also moved with Jackson from Cleveland to Baltimore.



KR Former Ravens **TE Konrad Reuland** passed away in California on Dec. 12, 2016 at the age of 29. Reuland suffered a brain aneurism in November and fought for his life for over two weeks. Stated head coach John Harbaugh: “We love Konrad Reuland. Every single guy in the locker room loves him and knows him.”

Reuland spent portions of the 2014-15 seasons on Baltimore’s practice squad and active roster after playing for the Jets in 2012-13. He played in four contests with the Ravens during the 2015 campaign. For his entire career, the former Stanford standout saw action in 30 NFL games (four starts), posting 12 catches for 90 yards.

Three days after Reuland’s death, baseball Hall of Famer Rod Carew received a new heart and kidney after more than a year of health issues. All he knew was that the organs came from a 29-year-old male donor who had died at UCLA Medical Center. All Reuland’s family knew was that Konrad’s heart and left kidney had gone to a 71-year-old man in Southern California.

Incredibly, both families soon connected the dots and realized that Carew’s heart and kidney had come from Reuland. In the weeks after Konrad’s passing, his family finally met Carew. When Konrad’s mother, Mary, first saw Rod, she greeted him warmly with a big hug and said, “You’re part of our family now.”



STEVE BISIOTTI

OWNER

COLLEGE: SALISBURY STATE UNIVERSITY

BORN: 4/10/60, PHILADELPHIA, PA

EXP. (NFL/RAVENS): 18/18

Steve Bisciotti wants consistency. His goal is to have the Ravens in the playoff hunt every season, avoiding dips that plague some franchises.

The Ravens are one of only seven teams (Green Bay – 8, New England – 8, Baltimore – 6, Cincinnati – 6, Indianapolis – 6, Pittsburgh – 6 and Seattle – 6) to earn at least six postseason berths in the last nine years (2008-16), with Baltimore winning at least one game in each of those playoff campaigns. Additionally, during this span, the Ravens have compiled the second-most postseason victories (10). (New England has 11.)

Baltimore has also captured playoff berths in seven of the last 11 years, and during John Harbaugh's tenure, has advanced to three AFC Championship games (2012, 2011 and 2008.)

"We're proud of what we're giving to Baltimore," Bisciotti says. "You have to make the playoffs to have the opportunity to compete for championships, and championships are our goal. We want to be a consistent winner that avoids big lulls and not being in the playoffs for any length of time."

Under Bisciotti, the Ravens have joined an elite group: They are one of 12 NFL teams with multiple Super Bowl victories. Seven franchises have won one title. Nine others have earned a berth in the game and lost, while four teams have never advanced to the Super Bowl. More importantly, with the Super Bowl XLVII Championship, the Ravens (two) joined the Patriots (five) and the Giants and Steelers (two each) as the only teams that have won more than one NFL title since the turn of the century in 2000.

The passionate Bisciotti, who at 57 is the third-youngest owner in the NFL (Kansas City's Clark Hunt, 52 and Washington's Daniel Snyder, 52), bought a minority interest in the Ravens from Art Modell in 2000, completing the purchase of the franchise on April 9, 2004. Steve's initial investment to the team provided funds to secure free agents for the 2000 Super Bowl XXXV Championship team. Today, his influence in the NFL continues to rise. He served for several years on two important ownership committees: Broadcast and Digital Media.

When Bisciotti, now in his 18th year as an owner of the Ravens, hired Harbaugh as the team's head coach in January of 2008, some eyebrows were raised. Harbaugh had never been a head coach at any level. In fact, he had not been an offensive or defensive coordinator in the NFL. It was obviously the right choice. Along with the Super Bowl XLVII victory during the 2012 season, Baltimore advanced to the playoffs in its first five years with Harbaugh, who is the only modern-day (since 1970) head coach to win a playoff game in each of his first four and five seasons. He is also the only head coach in NFL history to win a playoff game in six of the first seven seasons of a coaching career, and he owns the sixth-best winning percentage (.597) among active head coaches.

"We all saw something in John. And, you have to be willing to separate yourself from the masses – take some chances – to achieve great success," Bisciotti says. "There's probably a little bit more perception that we took a risk with John. We don't think we did."



QUOTE THE RAVEN: STEVE BISIOTTI

"My responsibilities are not only to my family and the people who work for the Ravens. There are over a million stakeholders in the Baltimore area who we have an obligation to. They're the fans who invest more than three hours on Sunday to watch, listen to or attend our games. That's a big difference from owning a non-sports company."

– Steve Bisciotti on owning the Ravens

"What really strikes me about Steve is his loyalty to the friends he's had forever. A lot of people, when they become very successful like Steve, they move on. His friends are the same ones he grew up with. That's one of his strengths."

– Longtime Maryland basketball coach Gary Williams on Steve Bisciotti

"[Steve] is a great leader. The players love him. They love when he's around. He's an inspiration to all of our guys, to me, to this organization. He sets the tone here. It's a great organization because of his vision."

– John Harbaugh on Steve Bisciotti

STEVE BISCIOTTI

SUPER BOWL SUCCESS

MOST SUPER BOWL TITLES SINCE 2000 SEASON

Titles	Team	Seasons
5	New England Patriots	2001, '03, '04, '14, '16
2	Baltimore Ravens	2000, 2012
2	New York Giants	2007, 2011
2	Pittsburgh Steelers	2005, 2008

Since taking over as the Ravens' full owner, Bisciotti's teams have earned the playoffs a total of seven times, including the AFC's No. 2 seed in 2006 with a franchise-record 13-3 mark. His 2004 (9-7) and 2013 (8-8) teams missed the playoffs by just one game.

Born in Philadelphia on April 10, 1960, Bisciotti moved with his family to Baltimore (Severna Park) in March of 1961 when Steve, the youngest of three children, was 11 months old. His father, Bernard, took the children to Orioles and Colts games. Sadly, Bernard died of leukemia when Steve was 8. His mother, Patricia, a huge Ravens fan, then raised the children.

After graduating from Salisbury (MD) State University in 1982 with a degree in liberal arts, Bisciotti worked in the temporary help industry. In 1983 (at age 23), he started Aerotek with his cousin, Jim Davis. They offered aerospace and technology companies access to skilled temporary employees.

Aerotek grew into the Allegis Group, which currently is the largest staffing firm in the United States and the largest privately-held talent management firm in the world. The company – which is headquartered just outside Baltimore and has offices throughout North America, Europe, the Middle East, Africa and Asia Pacific – has over 15,000 internal employees and over 130,000 high-end contract workers. Allegis Group places employees in positions from engineers, to cable installers, to computer programmers, to marketing specialists.

Before purchasing the Ravens, Bisciotti's business success was not well known to the general public on a national level, or even notable in the Baltimore area, where he and his partners kept a low profile. "I'm OK if I'm one of the least known owners in pro sports," Bisciotti says.

Steve, an energetic visionary, is quietly dedicated to a number of important causes and projects, some associated with his deep Catholic faith. He is a board member for Catholic Charities. Most of Bisciotti's extensive charity work and generous giving are done without public notice.

Bisciotti enjoys golfing and boating. He and his wife, Renee (Foote), are the parents of two sons: Jason and Jack, both of whom reside with their families in the Baltimore area.

(Bisciotti is pronounced: bih-SHAH-tee.)

PRaise FOR BISCIOTTI

CBS Sports on Steve Bisciotti: "Steve Bisciotti doesn't make himself a huge part of the story, but the decision to hire coach John Harbaugh in 2008 has worked out pretty well. According to *Forbes*, the team has doubled in worth since Bisciotti became owner, but he also understands how to raise morale."

Sports Illustrated on Bisciotti: "Bisciotti has become beloved in Baltimore as the local kid who made good and has turned the Ravens into one of the best-managed franchises in the NFL. He has become the epitome of the young, engaged owner who goes about his business the right way and puts a perennial winner on the field."

Business Review USA magazine ranked Bisciotti No. 10 among all U.S. professional sports franchise owners. Three other NFL owners made the Top 10: 1) Stanley Kroenke, Rams (Kroenke also owns the Denver Nuggets and Colorado Avalanche); 3) Robert Kraft, Patriots and 6) Jeffrey Lurie, Eagles. (February, 2012)



QUOTH THE RAVEN: STEVE BISCIOTTI

"I remember going to a couple of Colts games every season with my dad or mom and brother (Mike) and sister (Cathy Thomas). We were on the 10-yard line, lower deck. We'd go to O's games, too. My favorite player was Paul Blair, because my brother already claimed Brooks Robinson and would not let me take the same guy. We'd also go to Westminster for Colts training camp. We have pictures with various players, and I have one with me wearing Johnny Unitas' helmet. I would always ask the Colts players if I could wear their helmets."

– Steve Bisciotti

At left: A young Steve Bisciotti with the late Johnny Unitas at Colts training camp.



DICK CASS

PRESIDENT

COLLEGE: PRINCETON / YALE LAW SCHOOL

BORN: 1/13/46, WASHINGTON, D.C.

EXP. (NFL/RAVENS): 14/14

DICK CASS is in his 14th year as president of the Ravens, overseeing every area of the organization, including player and staff personnel, the coaching team, corporate sales, communications and business ventures. In addition to his tenure with the Ravens, Cass has served as counsel to a number of NFL owners, including the Washington Redskins and the Dallas Cowboys, as well as the NFL Office.

“Dick has had involvement with every aspect of an NFL team,” Ravens owner Steve Bisciotti said. “His legal expertise, his working knowledge of the business, his relationships at the league office, and the respect he has earned around the league are significant assets for the franchise.”

2004-17: (with Baltimore) 2017: Led by Cass, the Ravens announced a three-year, approximately \$120 million self-funded investment that will enhance the fan experience at M&T Bank Stadium...Improvements include new 4K ultra-high definition video displays, escalators and elevators to the upper deck, a new sound system, upgraded kitchen facilities and club level enhancements...Ravens also launched a \$45 million construction project to upgrade their Owings Mills training facility (the Under Armour Performance Center). **2014:** Baltimore reached the playoffs for the sixth time in seven seasons...Ravens completed a two-year, \$35 million upgrade at M&T Bank Stadium...The team added 10 years to its stadium naming rights agreement and partnership with M&T Bank. **2013:** *ESPN The Magazine's* “Ultimate Standings” ranked the Ravens as America’s 10th-best U.S. pro sports franchise (second best in the NFL). **2012:** The Ravens defeated San Francisco, 34-31, in Super Bowl XLVII, capturing the franchise’s second Lombardi Trophy. **2009:** A regional business group awarded Cass its Regional Visionary Award for setting a high standard for community service in Baltimore. **2008:** Helped guide a committee of eight to interview and select head coach John Harbaugh. **2007:** Even though Baltimore was the country’s then-27th-largest TV market, the Ravens ranked in the NFL’s top tier in total revenue...*Forbes Magazine* recognized the Ravens as having the NFL’s second-fastest growing brand over the past three years...Cass keyed fundraising efforts for the \$100,000 renovation of Collington Square School’s playground. **2006:** Saluted by former NFL commissioner Paul Tagliabue for input to the revenue-sharing plan of the NFL Collective Bargaining Agreement...Initiated fundraising after Hurricane Katrina, resulting in \$1.2 million donated from the Ravens...Though dismissed by Cass, was mentioned prominently by media as a possible successor to Tagliabue...Instrumental in raising \$1.2 million to refurbish Baltimore Polytechnic Institute’s football stadium, allowing all 18 Baltimore City public high schools to play at least two games per season at the venue. **2004:** Was named team president in April, becoming Steve Bisciotti’s first hire as new owner of the Ravens...Brought a wealth of business knowledge, legal and negotiating expertise to the club...Orchestrated a midseason move to the team’s new facility in Owings Mills, coupling football operations and corporate into one complex.

1972-2003: (with Wilmer, Cutler & Pickering) Was a partner of the D.C.-based law firm of Wilmer, Cutler & Pickering for 31 years...Was chairman of the firm’s Business Transactions Section and a member of its Management Committee...Had a general corporate and securities practice, representing companies and entrepreneurs in complex corporate partnership and securities transactions. **2003:** Counsel to the Independent Commission of the US Olympics Committee. **2002:** Was counsel to the owner of the NBA’s Charlotte Hornets in the team’s relocation to New Orleans. **2000:** Represented Steve Bisciotti in the purchase of the Ravens from the Modell family. **1999:** Represented the estate of Jack Kent Cooke in the sale of the Redskins to Daniel Snyder. **1992-93:** Retained by the NFL as an advisor pursuant to the Collective Bargaining Agreement with players. **1980s:** Represented Cowboys owner Jerry Jones in the acquisition of the team and Texas Stadium, advising him on a variety of matters, including sponsorship contracts, the Collective Bargaining Agreement and salary cap, NFL broadcast arrangements, NFL Internet policies, stadium financing, estate planning, local broadcast partnerships and the NFL substance abuse programs. **1979:** Promoted to partner of Wilmer, Cutler & Pickering law firm. **1972:** Served his first year as a member of WCP.

COLLEGE: Graduated Phi Beta Kappa from Princeton in 1968...A knee injury, coupled with surgery, kept him from athletics his first two years...Played rugby as a junior and senior...Graduated from Yale Law School in 1971.

PERSONAL: Clerked for a federal judge in Connecticut for a year before joining WCP, a firm with global offices...Father was an officer in the Coast Guard...As a child, Dick moved around the country with his parents, making stops in Virginia, Maryland, Michigan, California, Washington, D.C., Florida and Massachusetts...Graduated from Mercersburg (PA) Academy, where he was student body president and captain of the football, basketball and baseball teams...He serves on boards for the Greater Baltimore Committee, Kennedy Krieger Institute, Baltimore Community Foundation and Bert Bell NFL Players Pension Plan...He has served on the boards of trustees for both Princeton and Mercersburg Academy...In 2006, Dick donated a kidney to a close friend...Dick’s wife, Heather, owns an architecture firm, Cass and Associates...She is also a graduate of Yale (School of Architecture) and is a Fellow of the American Institute of Architects...Their daughter, Courtney, is a Columbia graduate who taught in New York City public schools for three years and has since earned a law degree from the University of Virginia...She is currently the executive director of Teach for America Baltimore and has two sons, with her husband, Ryland Sumner...Dick and Heather’s son, Willy, is a graduate of Yale University (biomedical engineering, 2008) and the University of Maryland Medical School (2015)...Willy lives with his wife, Madelaine, in New York City, where he is doing his residency at the Weill Cornell Medical Center (focus on general surgery).





OZZIE NEWSOME

GENERAL MANAGER & EXECUTIVE VICE PRESIDENT

COLLEGE: ALABAMA

BORN: 3/16/56, MUSCLE SHOALS, AL

EXP. (NFL/RAVENS): 40/22 (13 PLAYING / 27 FRONT OFFICE)

OZZIE NEWSOME's legacy is unlike any the game of football has produced.

Flourishing at every point of his football career, Newsome has not just followed a successful path; he has blazed the trail. Known throughout all of sports as a premier leader, Newsome is a Hall of Fame player, the architect of Baltimore's Super Bowl XXXV and Super Bowl XLVII championship teams and an elite personnel evaluator who became the NFL's first African American general manager in 2002.

"Ozzie's credibility is what stands out the most," Ravens head coach John Harbaugh states. "And it's not just about what he has accomplished. To me, it's his commitment and focus while striving to do more."

Newsome's remarkable football journey began in Leighton, AL, where he first stepped onto the gridiron with the hope of playing college football. That dream turned into a reality when he became a standout at Alabama under Bear Bryant from 1974-77. "Coach Bryant helped me grow up," states Newsome, who has a sideline portrait of the legendary coach and mentor on his office wall. "He pushed me further than I thought I could go, both on and off the field."

In 1978, Cleveland selected Newsome in the first round (23rd overall) of the NFL Draft. Playing 13 years for the Browns, he authored the most productive career for a tight end in the history of the game. A three-time Pro Bowler, his 662 receptions for 7,980 yards and 47 TDs stood as NFL records by a TE until Hall of Famer Shannon Sharpe surpassed those marks in 2001 (Tony Gonzalez has since set every such record).

Following his storied playing days, Ozzie joined Cleveland's front office. His initial non-player position came as an assignment scout in 1991. Two years later, he was promoted to a very comprehensive assignment – assistant to the head coach/offense/pro personnel. "I had to find out which direction my career would go," Newsome explains.

"Art [Modell] gave me the opportunity to work with the coaches, and I enjoyed that. At the same time, I increased my experience with the personnel department and decided that's where I wanted my career to head."

In 1994, Newsome was named the Browns' director of pro personnel. Although he continued to help on the field, Ozzie provided detailed studies on other NFL players and recommended which players the Browns should try to acquire. When the franchise moved to Baltimore in 1996, Mr. Modell invited Newsome and promoted him to vice president of player personnel. From that point, Ozzie's reputation as a supreme talent assessor grew quickly.

In the Ravens' first-ever draft, Newsome and Co. tabbed T Jonathan Ogden and LB Ray Lewis (the fourth and 26th selections, respectively). Combining to produce an amazing 24 Pro Bowl honors, Ogden became the first Ravens' draft choice elected into the Pro Football Hall of Fame (2013), while Lewis, who retired following the 2012 campaign, is a surefire lock to be enshrined in Canton in 2018. Fittingly, the duo will join Newsome, who was inducted into the Hall as a Brown in 1999.

Starting with Ogden and Lewis, Newsome has consistently compiled impressive draft classes for the Ravens. In the team's first 21 drafts (1996-2016), Baltimore selected 21 first-rounders who have earned a total of 58 Pro Bowl honors. And when the Ravens have had a high pick, they haven't missed. Prior to 2017, of the eight players chosen in the Top 10 by Baltimore, five (Ogden, OLB Peter Boulware, CB Chris McAlister, RB Jamal Lewis, the 2003 NFL Offensive Player of the Year, and OLB Terrell Suggs, the 2011 NFL Defensive Player of the Year) have earned Pro Bowl accolades. Additionally, Baltimore has picked in the bottom half of the first round with uncanny success: Lewis was twice named the NFL Defensive Player of the Year; TE Todd Heap (31st)

OZZIE NEWSOME SNAPSHOT

- NFL's First African American General Manager (promoted in 2002)
- Architect of the Ravens' 2000 Super Bowl XXXV & 2012 Super Bowl XLVII Title Teams
- NFL Executive of the Year (2000)
- Pro Football Hall of Fame (Class of 1999)
- State of Alabama Hall of Fame (Class of 1995)
- National Football Foundation College Hall of Fame and NCAA Hall of Fame (Class of 1994)
- 13-Year NFL Tight End with the Cleveland Browns (1978-90)
- Three-Time NFL Pro Bowler (1981, 1984-85)
- Four-Time Cleveland Touchdown Club Offensive Player of the Year (1978, 1981, 1983-84)
- Current Member of Two Major NFL Policy-Making Groups: Competition Committee and Player Care Foundation Board



OZZIE NEWSOME

“Really, Ozzie is an ambassador for the NFL, period. I think about three ‘C’s’ when I think about Ozzie: classy, consistency and championships. That’s what I think about. We’re all chasing Ozzie Newsome, man. He doesn’t talk about it, but go in his office, and he’s got skins on the wall. He doesn’t have to talk about it. His resume says it all for him.”

– New York Giants General Manager Jerry Reese

went to two Pro Bowls as a Raven; S Ed Reed (24th) was tabbed an All-Star nine times and also earned NFL Defensive Player of the Year in 2004; QB Joe Flacco (18th) was named Super Bowl XLVII MVP, leading the Ravens to their second World Championship in 2012; and LB C.J. Mosley (17th) became the first Ravens rookie to earn Pro Bowl honors following an exceptional 2014 season (and again in 2016).

Amazingly, in the Ravens’ brief history, Newsome and his staff have drafted 18 players who have earned Pro Bowl honors. When including 2006 Pro Bowl LB Bart Scott, Pro Bowl K Justin Tucker (2013 & 2016) and Pro Bowl LS Morgan Cox (2015 & 2016), who signed as undrafted rookie free agents in 2002, 2012 and 2010, respectively, Baltimore has produced 21 homegrown Pro Bowlers in just 21 seasons.

In addition to his knack for evaluating talent on the field, Newsome has also mastered the ability to develop and share insight with the scouts who work under him. The Ravens boast a methodical and disciplined draft process, one that’s foundation is laid years in advance. The “process” includes 20 full-time members of the personnel department, but also has feedback from Ravens coaches. Most of Ozzie’s staff has been with the team since the franchise started in 1996 or has graduated from the “20/20 Club,” a group that consists of members who began with the Ravens as young assistants and grew into evaluators with more input. (The term “20/20” refers to hiring “20-year-olds for \$20,000.” “Actually, the guys started when they were a little older than 20 and for more than \$20,000, but that’s what we call them,” Newsome adds.)

The Ravens do not belong to the National Football Scouting group, which provides member teams a log of reports on players eligible for the draft. Instead, they make their own list, and that means looking at every player on a collegiate roster. “We do a lot of cross-checking,” says Ravens assistant general manager Eric DeCosta, a graduate of Newsome’s “20/20 Club.” “A number of us look at everyone, and then we have the area scouts look at certain players from other regions so we get multiple grades and opinions on all the players.”

Newsome, who is on the NFL’s Competition Committee and the NFL Player Care Foundation Board, encourages all scouts and coaches to have strong opinions, noting specifically that he wants to hear what everyone in the room has to say. Because of this philosophy, Ozzie believes the biggest strength of the Ravens’ personnel team is that “we respect and listen to each other.”

“What sets us apart is that we have guys who cut their teeth right here in Baltimore, learning the way we do things,” Newsome affirms. “And we have had some great guys with Phil Savage, ‘Shack’ [James Harris], George Kokinis, Eric

DeCosta and other people who were helping these young scouts along the way. I think that’s the secret. It’s not Ozzie. It’s the way we do things, and the way these guys gravitate to the process of the Baltimore Ravens.”

Newsome also fosters a working environment that breeds standout coaches. By bringing in individuals who embrace the “Raven Way,” Newsome aims to create a synergy that manufactures success among the scouts, coaches and players. As a result, Baltimore has had many of its assistants move on to become or return as head coaches, both on the collegiate and NFL level: Jim Caldwell (Lions), Jack Del Rio (Jaguars/Raiders), Kirk Ferentz (Iowa), Pat Hill (Fresno State), Hue Jackson (Raiders/Browns), Gary Kubiak (Broncos), Marvin Lewis (Bengals), Eric Mangini (Browns/Jets), Rick Neuheisel (UCLA), Mike Nolan (49ers), Chuck Pagano (Colts), Mike Pettine (Browns), Rex Ryan (Jets/Bills), Jim Schwartz (Lions), David Shaw (Stanford), Mike Singletary (49ers), Mike Smith (Falcons) and Ken Whisenhunt (Cardinals/Titans).

“[Ravens] players believe, and that’s the beauty of it,” states Ryan, who worked with Newsome from 1999-2008. “Ozzie brings in the right kind of players, and one thing we’ve always talked about is we don’t want to coach effort. And that’s the thing – we don’t. [Ravens] guys love to play the game, and those are the guys you surround yourself with. That’s why you have a chance to be successful [in Baltimore].”

Newsome’s motivation and work ethic are also reasons many people respect him. One specific way that devotion shines through is in his everyday routine. If Ozzie’s not in his office or out on the practice field, he can be found on the treadmill in the Ravens’ weight room. Exercising daily (and often putting in two-a-days), Ozzie says his workouts are just another way he tracks the pulse of the team.

“By being around the coaches and players out at practice,” Newsome states, “and being in that weight room around those players, I think I get a chance to build some things in my mind of how I’d like the makeup of our football team.”

A year-by-year look at Newsome’s Baltimore career:

2016: The Ravens finished second in the AFC North with an 8-8 record (4-2 in division play) behind the 11-5 Pittsburgh Steelers...Through the first 12 games, Baltimore’s defense ranked No. 1 in the NFL in yards allowed, however, the unit finished seventh overall (322.1 ypg). (The Ravens are one of three teams – Denver & Seattle – to rank in the NFL’s Top 10 on defense in each of the past three seasons.)...Earning his second Pro Bowl in three seasons, LB C.J. Mosley helped the Ravens allow the league’s ninth-fewest points (20.1 ppg), while top free agent acquisition S Eric Weddle was spectacular in registering a team-high 4 INTs (tied with

Mosley) and a career-high 13 PD...QB Joe Flacco set a single-season franchise record by throwing for 4,317 yards, adding 20 TDs, while G Marshal Yanda earned his sixth-consecutive Pro Bowl honor, marking the longest active streak among NFL guards...In earning his second Pro Bowl and becoming a unanimous first-team All-Pro selection, K Justin Tucker produced perhaps the greatest season ever by an NFL kicker...Tucker scored a single-season franchise-record 141 points, connecting on 38 of 39 FGs (lone miss was a block) and 27 of 27 PATs...He was also 10-for-10 from 50-plus yards, tying (Blair Walsh, 2012) for the most such kicks in NFL single-season history...In addition to Mosley (second), Tucker (second) and Yanda (sixth), LS Morgan Cox (second) and FB Kyle Juszczyk (first) were originally selected to play in the Pro Bowl for their standout play in 2016...Weddle (fourth) and C Jeremy Zuttah (first) were later added to the team as alternates.

2015: The Ravens finished third in the AFC North after posting a 5-11 record...Baltimore had 20 players on Injured Reserve (NFL's second most), including eight key starters...The Ravens played an NFL-record 14 games decided by 8 points or fewer (tied, 1994 NY Giants)...Despite starting four different QBs (Joe Flacco, Matt Schaub, Jimmy Clausen & Ryan Mallett) for the first time in franchise history, Baltimore posted the second-most total net yards (5,749) in team annals...The Ravens also set a franchise record by averaging 266.9 passing yards per game...Leading the O-line was G Marshal Yanda, who earned his fifth-straight Pro Bowl nod...The Ravens boasted the NFL's top overall special teams unit, ranking No. 1 in senior NFL writer Rick Gosselin's (*The Dallas Morning News*) annual comprehensive ratings system...P Sam Koch and LS Morgan Cox (a "need" player) earned their first All-

Star honors, with Koch posting a 42.9 net average (second in the NFL)...The Ravens ranked No. 8 in total defense, while in the second half of the season (final eight games), Baltimore posted the NFL's No. 2 overall defense and the No. 1 pass defense...OLB Elvis Dumervil posted a team-high 6 sacks and made the Pro Bowl as an alternate.

2014: The Ravens produced a 10-6 regular season record en route to earning their sixth playoff berth in seven seasons... Baltimore, one of three AFC North teams to make the 2014 postseason, finished third in the division behind Pittsburgh (11-5) and Cincinnati (10-5-1), but advanced to the Divisional Playoff round after capturing a 30-17 Wild Card victory in the Steel City...The Ravens' bid to reach their fourth AFC Championship game under John Harbaugh was cut short in New England, where Baltimore fell to the Patriots, 35-31, after holding two 14-point leads during a thrilling battle...The Ravens set single-season franchise records by scoring 409 points (including a team-best 206 on the road) and producing 5,838 yards of offense...QB Joe Flacco tallied career bests in yards (3,986, since broken in 2016) and touchdown passes (27), while key free agent addition WR Steve Smith Sr. reached the 1,000-yard receiving milestone for the eighth time in his career (1,065 yards on 79 catches)...WR Torrey Smith posted 11 receiving TDs, a mark that ranks as the second most (Michael Jackson, 14 in 1996) in Ravens single-season history...First-time Pro Bowl RB Justin Forsett – another key free agent addition – produced a career-high 1,266 rushing yards (the NFL's fifth most) and led the league in runs of 20-plus yards (a team-record 17)...Led by OLB Terrell Suggs and 2014 Pro Bowl selections OLB Elvis Dumervil and rookie LB C.J. Mosley (the team's top overall draft choice), Baltimore tallied the NFL's second-most sacks (49, tied

STANDOUT FREE AGENTS SIGNED BY OZZIE NEWSOME

Not only have the Ravens' drafts been productive, but their free agent signings have proven masterful. "We've been able to recruit and sign veterans who helped us win Super Bowls and kept us competitive in other seasons," Newsome states.

Free Agent Additions (Years)	Honors/Notes as a Raven
DE Michael McCrary (1997-2002)	2 Pro Bowls / No. 3 All Time in Franchise Sacks (51)
DT Tony Siragusa (1997-2001)	313 Tackles / Anchor of D-line on 2000 Super Bowl Team
S Rod Woodson (1998-2001)	3 Pro Bowls / 20 INTs and 5 INT-TDs
DT Sam Adams (2000-01)	2 Pro Bowls / Led Super Bowl XXXV Team with 5 Forced Fumbles
TE Shannon Sharpe (2000-01)	1 Pro Bowl / Led Super Bowl XXXV Team with 67 catches for 810 yards
WR Derrick Mason (2005-10)	Franchise's All-Time Leading Receiver (471 Catches for 5,777 yards)
QB Steve McNair (2006-07)	1 Pro Bowl / Led Ravens to Franchise-Best 13-3 Record in 2006
DL Trevor Pryce (2006-10)	Fifth-Most Single-Season Sacks (13 in 2006) in Franchise History
ST Brendon Ayanbadejo (2008-12)	1 Pro Bowl / Career-High 30 Special Teams Tackles in 2008
C Matt Birk (2009-12)	Anchor and Leader of the Ravens' O-line from 2009-12
FB Vonta Leach (2011-12)	2 Pro Bowls / Lead Blocker for Three-Time Pro Bowl RB Ray Rice
WR/RS Jacoby Jones (2012-14)	1 Pro Bowl / 6 Total Kick Return TDs, Including 108-Yard KOR in Super Bowl XLVII
LB Daryl Smith (2013-15)	1 of 2 NFL Players (Lavonte David) with 350 tackles, 5 sacks, 5 INTs & 4 FFs from 2013-15
OLB Elvis Dumervil (2013-16)	2 Pro Bowls / 35.5 Sacks as a Raven / Ravens Single-Season Sack Record (17 in 2014)
RB Justin Forsett (2014-16)	1 Pro Bowl / 1,266 Rush Yards (NFL's fifth most) and NFL-High 17 Runs of 20+ yards in 2014
WR Steve Smith Sr. (2014-16)	195 Receptions for 2,534 Yards and 14 TDs in 37 Games as a Raven
WR Mike Wallace (2016-present)	1,017 Receiving Yards and 4 TDs on 72 Catches / NFL-High 5 Receptions of 50+ Yards
S Eric Weddle (2016-present)	1 Pro Bowl / 89 Total Tackles and Team-High (Tied) 4 INTs

with Philadelphia) and boasted the No. 2 red zone defense (42.6)...P Sam Koch produced the NFL's No. 3 gross average (47.4) and No. 1 net average (43.3), setting the Ravens' single-season records in each category.

2013: For the first time since 2008 – the year the Ravens hired John Harbaugh – Baltimore did not make the playoffs, falling one game short with an 8-8 mark and placing third in the AFC North (the Ravens were 3-3 in the division, splitting with all three rivals)...Baltimore played an NFL-high nine games decided by 3 points or fewer (5-4 record in those contests)...LB Daryl Smith, a vital free agent acquisition, had 19 PD, setting a Ravens' record by a linebacker (Ray Lewis, 13 in 2003)...Smith finished with career highs in sacks (5), INTs (3) & PD (19) and led the team in tackles (123)...

OLB Terrell Suggs (10) and OLB Elvis Dumervil (9.5), another top free agent offseason signing, combined for 19.5 sacks, with Suggs earning his sixth Pro Bowl invite...NT Haloti Ngata was elected to his fifth Pro Bowl, while CB Lardarius Webb's 22 PD tied (Alterraun Verner) for the NFL's most...WR Torrey Smith tallied 1,128 receiving yards, the second most in single-season team history (Michael Jackson - 1,201 in 1996) and had a career-high 65 catches...Undrafted rookie WR Marlon Brown's 7 receiving TDs tied (Torrey Smith, 2011) for the most by a rookie in team history, while he also finished second (Smith, 2011) in catches (49) and receiving yards (524) by a Ravens' rookie...Pro Bowl K Justin Tucker set franchise records in FGs made (38, since tied in 2016) and FGs attempted (41) and produced a franchise-record 140 points (since broken with 141 in 2016)...Tucker had 6 FGs of 50-plus yards and kicked 3 game-winning FGs, including a team-record 61-yarder at Detroit.

2012: Capturing the franchise's second World Championship with a victory in Super Bowl XLVII, the Ravens finished with a 10-6 record (14-6 overall) en route to earning their fifth-straight playoff berth and second-consecutive AFC North title...Baltimore became the only NFL team to make the playoffs in each season from 2008-12 – with the Ravens also winning at least one playoff game each year...The Ravens also seized the franchise's fourth-ever division title with a 4-2 mark in AFC North play and an 8-4 overall conference record...Baltimore set a then-single-season franchise record by scoring 398 points, averaging the NFL's 10th-most per game (24.9)...The Ravens scored a team-record 254 points at home, producing the NFL's fourth-best home average of 31.8 ppg...Baltimore also surrendered just

16 give-aways, setting a franchise single-season record low...The Ravens' special teams units were spectacular: In addition to posting a league-best (tied, Darius Reynaud) 3 kick return TDs (108- & 105-yard KORs and 63-yard PR), WR/RS Jacoby Jones led the NFL in KOR average (30.7)...Rookie K Justin Tucker, an undrafted free agent signing, made 30 of 33 FGAs (90.9%), producing the third-best success rate in Ravens single-season history and the second-best mark by a rookie kicker in NFL history...En route to winning Super Bowl XLVII, 34-31, over the San Francisco 49ers in New Orleans, the Ravens produced one of the most electrifying postseasons in NFL history: Averaging 410.3 yards of offense (134.8 rush & 275.5 pass) per game, Baltimore scored 31.0 points per contest while allowing just 22.0. WR Anquan Boldin recorded 22 catches for 380 yards and 4 TDs, while Jones

posted a 29.4 receiving average (5 for 147), catching TDs of 70 and 56 yards. (Jones also had a 108-yard KOR-TD in the Super Bowl.)...With a 3-TD performance vs. the 49ers, QB Joe Flacco threw 11 TD passes in the playoffs, tying the NFL single-postseason record shared by Joe Montana (1989) and Kurt Warner (2008)...(Flacco and Montana did not throw an INT during their respective postseasons.) Flacco finished the Super Bowl 22-of-33 for 287 yards to produce a 124.2 rating and earned MVP honors...The Ravens' "D" was also stout in the playoffs, registering 10 take-aways (6 INTs and 4 FRs) to produce a +6 turnover differential...The unit posted 9 sacks in four playoff games, including 4.5 by OLB Paul Kruger...For their season efforts, six Ravens earned Pro Bowl honors: S Ed Reed (ninth), DT Haloti Ngata (fourth), FB Vonta Leach (third), RB Ray Rice (third), G Marshal Yanda (second) and Jones (first).

2011: The Ravens became the only NFL team to earn the playoffs from 2008-11, also winning the AFC North by sweeping the division for the first time in franchise history...Producing a second-straight 12-4 campaign, Baltimore also went 6-0 against playoff teams during the regular season...Baltimore earned a 20-13 Divisional Round victory over Houston at home, but the Ravens' Super Bowl hopes came to a devastating end in New England with a last-second, 23-20 loss in the AFC Championship game...The Ravens' defense, which finished No. 3 in the league in fewest points permitted (16.6 ppg) for the fourth-straight year, tied an NFL record for consecutive seasons of being in the Top 3 for points allowed...RB Ray Rice produced a career-high

RAVENS FIRST-ROUND PICKS

Year	Name	Pick	Pro Bowls
1996	T Jonathan Ogden*	4	11
1996	LB Ray Lewis*##+	26	13
1997	LB Peter Boulware*-	4	4
1998	CB Duane Starks*	10	
1999	CB Chris McAlister*	10	3
2000	RB Jamal Lewis*~	5	1
2000	WR Travis Taylor	10	
2001	TE Todd Heap*	31	2
2002	S Ed Reed*#	24	9
2003	OLB Terrell Suggs*~#	10	6
2003	QB Kyle Boller	19	
2005	WR Mark Clayton*	22	
2006	DT Haloti Ngata*	12	5
2007	G Ben Grubbs*	29	2
2008	QB Joe Flacco^+	18	
2009	T Michael Oher*	23	
2011	CB Jimmy Smith	27	
2013	S Matt Elam	32	
2014	LB C.J. Mosley*	17	2
2015	WR Breshad Perriman	26	
2016	T Ronnie Stanley	6	
2017	CB Marlon Humphrey	16	

+ Super Bowl MVP

NFL Defensive Player of the Year

~ NFL Offensive Player of the Year

- NFL Defensive Rookie of the Year

* All-Rookie Team performer that season

^ NFL.com Rookie of the Year (fan vote)

and NFL-best 2,068 yards from scrimmage, ranking second in rushing (1,364 yards)...Rice also set a team mark with 15 total TDs...WR Torrey Smith, the Ravens' second-round draft pick, was third among NFL rookies with 841 receiving yards (50 catches); his receptions and yards, plus 7 TDs, set new Ravens first-year standards...Eight Ravens earned Pro Bowl honors: LB Ray Lewis (13th), S Ed Reed (eighth), OLB Terrell Suggs (fifth), DT Haloti Ngata (third), 2011 free agent acquisition FB Vonta Leach (second), RB Ray Rice (second), G Ben Grubbs (first) and G Marshal Yanda (first)...Suggs was named the 2011 *Associated Press* Defensive Player of the Year, marking the fourth time a Raven has won the honor (Reed - 2004, and Lewis - 2003 & 2000).

2010: Baltimore tied Pittsburgh for the best record in the division at 12-4, but lost the AFC North on the division-record tiebreaker (5-1 to 4-2)...Baltimore, Indianapolis (an NFL record nine in a row) and Philadelphia became the only teams to make the playoffs from 2008-10...The 2010 campaign also marked the first time the Ravens ever earned the postseason three years in a row (the Ravens later extended their record to five years in 2012)...In the Wild Card game at Kansas City, the Ravens prevailed, 30-7, becoming the only NFL team to win at least one playoff game in each of the last three seasons... John Harbaugh became the first head coach in NFL history to take over a sub-.500 team and then win a playoff game in each of his first three seasons...Five Ravens earned Pro Bowl honors: LB Ray Lewis (12th), S Ed Reed (seventh), OLB Terrell Suggs (fourth), DT Haloti Ngata (second) and K Billy Cundiff (first)...Pro Bowl WR Anquan Boldin, acquired by Newsome in an offseason trade with Arizona, tallied team highs with 64 catches and 837 receiving yards.


2009: After posting a 9-7 record, the Ravens produced their sixth playoff team of the decade (2000-09)...Behind an offense that ranked ninth in NFL scoring (24.4 ppg) and a defense that finished third in total yards (300.5 ypg) and points (16.3 ppg) allowed, the Ravens upended the Patriots (33-14) in the Wild Card round, becoming the first road team to win a playoff game at New England since 1978...For the first time in team history, Baltimore had a 3,000-yard passer (Joe Flacco - 3,613), a 1,000-yard rusher (Ray Rice - 1,339) and a 1,000-yard receiver (Derrick Mason - 1,028) in the same season... Five Ravens were voted to the Pro Bowl, including LB Ray Lewis (11th), S Ed Reed (sixth), FB Le'Ron McClain (second), DT Haloti Ngata (first) and Rice (first)...Rookie T Michael Oher, who started 16 games, finished second for Diet Pepsi Rookie of the Year (*NFL.com* fan vote) and earned All-Rookie honors.

2008: Along with owner Steve Bisciotti, president Dick Cass and several other front office executives, Newsome headed the search committee that hired first-year head coach John Harbaugh...The Ravens posted an 11-5 regular season record and advanced to the AFC Championship game, where they fell to the eventual Super Bowl champion Steelers... Led by Newsome and Harbaugh, Baltimore produced 13 total victories, which set an NFL record for most wins by a first-year head coach (Harbaugh) and rookie quarterback (Joe

Flacco)...Baltimore's stifling defense – ranked No. 2 in the NFL – set several franchise records, while the Ravens also had five players earn Pro Bowl honors: LB Ray Lewis, S Ed Reed, ST Brendon Ayanbadejo, OLB Terrell Suggs and FB Le'Ron McClain...Flacco, who became the first rookie QB ever to win two playoff games, was named the Diet Pepsi Rookie of the Year (*NFL.com* fan vote).

2007: Despite finishing 5-11 in an injury-marred season (Baltimore lost 77 games to starters), the Ravens sent four players to the Pro Bowl: T Jonathan Ogden (11th), LB Ray Lewis (ninth), S Ed Reed (fourth) and RB Willis McGahee (first)...Former free agent acquisition WR Derrick Mason (2005) set a Ravens' single-season record with 103 receptions...Ravens had six different rookies start a game, tying for the second most in the NFL.

SUPER BOWL SUCCESS		
MOST SUPER BOWL TITLES SINCE 2000 SEASON		
Titles	Team	Seasons
5	New England Patriots	2001, 2003-04, 2014, 2016
2	Baltimore Ravens	2000, 2012
2	New York Giants	2007, 2011
2	Pittsburgh Steelers	2005, 2008



Newsome celebrates the Ravens' 34-31 Super Bowl XLVII win over San Francisco at the Mercedes-Benz Superdome in New Orleans. The 2012 World Championship marked the Ravens' second Super Bowl title (2000) in the franchise's short history.

2006: Baltimore produced the best record in franchise history with a 13-3 mark before falling to Indianapolis in the Divisional Playoff, 15-6...Thanks to key offseason free agent additions like 2003 NFL co-MVP QB Steve McNair, four-time Pro Bowl DT Trevor Pryce and Pro Bowl special teamer Gary Stills, the Ravens improved in all three phases of the game...Additionally, the Ravens had five rookie draft picks start at least one contest, including first-rounder DT Haloti Ngata (16 games) and fifth-round pick S Dawan Landry (14 games)...Both Ngata and Landry earned PFW/PFWA All-Rookie Team honors and were integral pieces

of Baltimore's No.1-ranked defense...Ravens produced eight Pro Bowl players, including McNair...After the Ravens' 27-26 win at Tennessee, keyed by McNair's 373-yard, 3-TD effort and Pryce's game-clinching FG block, Newsome was given the game ball for his efforts in building the '06 team.

2005: A difficult season ended with a 6-10 record...The Ravens lost 67 games to starting players with injuries, third most in the NFL...Pro Bowlers WR Derrick Mason and CB Samari Rolle, were added for the campaign...T Jonathan Ogden made his ninth-straight Pro Bowl...First-round draft choice WR Mark Clayton set then-rookie records with single-season franchise highs in catches (44) and yards (471).

2004: Baltimore, with key starters missing a total of 53 games, fell one game short of the playoffs, finishing with a 9-7 mark...S Ed Reed, the Ravens' first pick in 2002, was named the NFL's Defensive Player of the Year...Reed, LB Ray Lewis, CB Chris McAlister, T Jonathan Ogden and OLB Terrell Suggs all made the Pro Bowl...In June 2004, the Pro Football Writers Association honored Newsome with the Jack Horrigan Award for his cooperation and understanding of the media.

2003: Ravens won their first division title with a 10-6 record... Baltimore hosted the Titans in the Wild Card game, but fell, 20-17...Ravens sent an NFL-best (tied with KC) eight players to the Pro Bowl, all of whom were originally drafted by Baltimore...The Ravens picked OLB Terrell Suggs (first round, 10th overall), who posted a team rookie-record 12 sacks and earned NFL Defensive Rookie of the Year honors...RB Jamal Lewis was named the NFL's Offensive Player of the Year, posting the then-second-most rushing yards in league history (2,066)...LB Ray Lewis earned his second (2000) Defensive Player of the Year honor.

2002: Was promoted and became the NFL's first African American general manager...Newsome and his staff assembled the youngest team in league history...Most observers predicted the Ravens would win

very few games, but Baltimore entered Week 15 with a 7-7 mark and a chance to be the AFC's top Wild Card playoff team...Two last-minute losses to Cleveland (14-13) and at

Pittsburgh (34-31) gave Baltimore a 7-9 mark...That year's draft produced two immediate starters (S Ed Reed & DE Anthony Weaver) and standout returner Lamont Brightful...Reed led the Ravens with 5 INTs and made every NFL All-Rookie team.

2001: Picking late in each round after winning Super Bowl XXXV, Newsome and his staff continued to draft well by selecting TE Todd Heap (first round, 31st overall), who finished his Ravens

career in 2010 as the franchise's all-time leader in TD catches (41)...Ravens concluded the season with a 10-6 record and won at Miami (21-3) in the Wild Card game before falling in the Divisional Playoff at Pittsburgh (27-10)...Six Ravens earned Pro Bowl honors.

2000: Newsome was voted the NFL's Executive of the Year... Finishing 12-4, the Ravens earned a Wild Card berth and won Super Bowl XXXV, 34-7, over the New York Giants... Baltimore's bruising defense, considered one of the best in league history, permitted just 970 rushing yards and 165 points – both NFL records in a 16-game season...The architects of the Ravens' Super Bowl championship team, Newsome and his staff hit gold with the selection of RB Jamal Lewis (the team's all-time leading rusher) with the fifth pick in the first round...As a rookie, Lewis set a then-Ravens' team record with 1,364 rushing yards...The Ravens had five Pro Bowlers, including key free agents DT Sam Adams and S Rod Woodson, whom Newsome signed.

1999: The Ravens finished 8-8 in Brian Billick's first season as head coach and had five players named to the Pro Bowl... Newsome continued a hot hand at drafting by tabbing Arizona CB Chris McAlister (10th overall), who earned three Pro Bowls (2003-04 and 2006) in Baltimore.

1998: Coordinated the selection of CB Duane Starks with the Ravens' first pick (10th overall)...Starks tied for the NFL's INT lead among rookies that year (equaling Charles Woodson's 5)...Starks then added 5 more thefts in his second season and led the Ravens with 6 picks in 2000, including a 49-yard INT for a TD against the NY Giants in Super Bowl XXXV.

1997: In their second-ever draft, the Ravens picked eventual four-time Pro Bowl LB Peter Boulware, LB Jamie Sharper, S Kim Herring and C Jeff Mitchell – all of whom became starters vs. the Giants in the Super Bowl XXXV victory...Boulware, the Ravens' No. 2 all-time sacks leader (70, behind OLB Terrell Suggs – 114.5), was the

RANKING THE LEAGUE'S BEST GENERAL MANAGER/HEAD COACH DUOS

(Adam Schein, NFL.com, 2015)

Rk. General Manager/Head Coach (Team)

1. Steve Keim/Bruce Arians (Ari.)
2. **Ozzie Newsome/John Harbaugh (Bal.)**
3. John Schneider/Pete Carroll (Sea.)
4. Ted Thompson/Mike McCarthy (GB)
5. Mickey Loomis/Sean Payton (NO)

THE NFL'S TOP GENERAL MANAGERS

(The Sporting News, Aug. 2015)

Rk. General Manager (Team)

1. John Schneider (Seattle Seahawks)
2. **Ozzie Newsome (Baltimore Ravens)**
3. Ted Thompson (Green Bay Packers)
4. Steve Keim (Arizona Cardinals)
5. John Elway (Denver Broncos)

OZZIE NEWSOME

consensus choice for NFL Defensive Rookie of the Year and led the AFC in sacks (15) in 2001.

1996: Art Modell invited Newsome to join him as the Ravens' VP of player personnel when the team moved from Cleveland to Baltimore...Under Newsome's direction, the 1996 draft produced two perennial Pro Bowlers in T Jonathan Ogden (a Pro Football Hall of Famer) and LB Ray Lewis, who was the Super Bowl XXXV MVP and NFL's Defensive Player of the Year in 2000 & 2003...Also earning the Pro Bowl as a returner was WR Jermaine Lewis (1998 and 2001), a fifth-rounder in that draft, who still holds several franchise return records.

1991-95: (with Cleveland) Newsome's first position in the Browns' front office was as a special assignment scout...Two years later (1993), Newsome was promoted to a very comprehensive assignment – assistant to the head coach (Bill Belichick)/offense/pro personnel...In 1994, Newsome was named the Browns' director of pro personnel...Although he continued to help on the field, Newsome provided detailed studies on other NFL players and recommended which players the Browns should try to acquire.

NFL PLAYER: 1978-90: (with Cleveland) Newsome retired after 13 years as a premier NFL tight end...Entering 2017, his 662 receptions and 7,980 receiving yards both rank fifth most all time by a TE (each mark also stands as the most ever by any player in Browns history)...Newsome also caught 47 career touchdown passes, fourth most in Browns annals...Newsome ended his career as the fourth-leading NFL receiver of all time...He earned three Pro Bowls (1981, 1984-85) and was a four-time winner of the Cleveland Touchdown Club's Offensive Player of the Year award (1978, 1981 and 1983-84)...His streak of 150-consecutive games with a catch by a TE is the second longest in NFL history (Tony Gonzalez, 211)...Winner of the 1990 Byron "Whizzer" White Award as the NFL's top community volunteer...Newsome, who was named to the All-NFL team of the 1980's (second team), consistently received All-AFC and All-NFL honors throughout his career...He was a 1978 No. 1 draft choice (23rd overall), along with LB Clay Matthews (12th), and the two are among an elite group of Browns to have played for three decades...The others are Gene Hickerson (1958-60, 62-73), Dick Schafrath (1959-71) and Don Cockroft (1968-80)...Until former Ravens TE Shannon Sharpe broke his records in 2001, Newsome's pro career was the most productive of any TE in NFL history...Newsome was inducted into the Pro Football Hall of Fame in 1999...Calvin Hill (RB - Dallas, Washington, Cleveland), a close friend of his, introduced Newsome at the induction ceremony.

COLLEGE: Newsome graduated from Alabama with a degree in recreation administration...During his four-year career with the Crimson Tide, he posted 102 receptions for 2,070 yards and 16 TDs...Newsome also helped Alabama capture three SEC Championships...As a senior in 1977, he was named team captain and the Southeastern Conference's Lineman of the Year...Newsome also earned All-American honors at WR...He was inducted into the College Football Hall of Fame (South Bend, IN) in 1994.

PERSONAL: Attended Colbert County (Leighton, AL) HS...Winner of the 1990 Byron "Whizzer" White Award as the NFL's top community volunteer, he is widely known for his willingness to help those in need...In 2017, Newsome was honored with the Achievement in Professional and Educational Excellence (APEX) Award from the Earl G. Graves School of Business and Management Honors Program at Morgan State University...In 2014, Newsome received the Leadership Award for career achievement at the John Mackey Awards banquet...In 2012, he was honored with the Maxwell Football Club's Francis J. "Reds" Bagnell Award for outstanding contribution to the game of football...In 2008, Newsome was honored by Little League Baseball – a sport in which he competed as a child – for his lifetime athletic achievements by being inducted into its Hall of Fame...In 2007, along with Tony Dungy, Herm Edwards and Lovie Smith, Newsome received the Fritz Pollard Alliance's Johnnie Cochran Salute to Excellence Award, which honors African Americans in the NFL who make the biggest impact on the field and in the front office...Newsome was also honored with the award in 2009, 2011 and 2012...Additionally, in 2007, Newsome received the FPA's Paul "Tank" Younger Award, acknowledging his dedication and achievement in building a successful organization...Newsome has gained induction into eight Halls of Fame: Pro Football Hall of Fame in Canton, OH (1999), National Football Foundation College Hall of Fame (1994), NCAA Hall of Fame (1994), State of Alabama Hall of Fame (1995), National High School Hall of Fame (2014), National Federation of State High School Associations Hall of Fame (2014), Colbert County High School (Leighton, AL) Hometown Hall of Fame (2012) and Little League Baseball Hall of Fame (2008)...An avid golfer, Ozzie says his dream foursome would include Bear Bryant, Tiger Woods, Michael Jordan and himself...Newsome and his wife, Gloria, live in Cockeysville, MD...Their son, Michael Ryan, graduated from the University of Alabama and is spending the 2017 season interning in the Ravens' player personnel department.

"The genius of his ability to absorb all the information is second to none. I always equate it to watching him look at the draft board is like watching Russell Crowe [play Nobel Laureate in economics John Nash] in the movie 'A Beautiful Mind,' in that scene where the math just kind of comes off the board for him. That's Ozzie with all those names and statistics. Of course, he has a great eye for talent, too, but his ability to orchestrate that process, to gain that information, is unmatched."

– Brian Billick, NFL Network

"'In Ozzie We Trust.' It's an ode to the architect of the franchise's two Super Bowl teams, and an overture to the man's steady hand, sharp mind and unwavering belief in his ability to field a competitive team. Ozzie Newsome and his inner circle, including assistant general manager Eric DeCosta and contract guru Pat Moriarty, have proven to be unflappable under duress and a perfect steward for this organization from original owner Art Modell – for whom he was a Hall of Fame TE in Cleveland – through current owner Steve Bisciotti."

– Jason La Canfora, CBS Sports



TOGETHER



JOHN HARBAUGH

HEAD COACH

COLLEGE: MIAMI (OH)

BORN: 9/23/62, PERRYSBURG, OH

EXP. (NFL/RAVENS): 20/10

Super Bowl-winning head coach John Harbaugh has led the Ravens to a playoff berth in six (2008-12 and 2014) of his nine seasons in Baltimore, and in 2012, captured the franchise's second World Championship.

Though he never wants it to be about him, it's quite difficult to ignore Harbaugh's measurable success.

Here's a look, entering the 2017 campaign:

- Since his 2008 Baltimore arrival, the Ravens have posted the NFL's fourth-most total victories (95).
- The Ravens are one of only seven teams with at least six playoff berths in the past nine seasons: Green Bay (8), New England (8), Baltimore (6), Cincinnati (6), Indianapolis (6), Pittsburgh (6) and Seattle (6).
- The Ravens' 10 playoff wins since 2008 rank as the NFL's second most (New England, 11). Of those Ravens' victories, an NFL-best seven have come on the road.
- Harbaugh owns the second-most playoff victories (10, tied with George Seifert) by a head coach in his first nine seasons (since the 1970 merger). (Joe Gibbs is first with 11.)
- The 2012 Ravens won Super Bowl XLVII, 34-31, over the San Francisco 49ers in one of the most dramatic games in NFL history. Baltimore jumped to a 28-6 lead, but needed a critical goal-line stand late in the fourth quarter to help seal the victory. The Ravens overcame a furious second-half comeback and a 34-minute power outage at the Mercedes-Benz Superdome in New Orleans to clinch the franchise's second World Championship.
- Under Harbaugh's guidance, the Ravens have appeared in three AFC Championship games (2008, 2011, 2012) and have won at least one playoff game during each of their six postseasons with him as head coach.
- Harbaugh has led the Ravens to 85 regular season wins since 2008, tying (Atlanta) for the NFL's sixth most.
- Harbaugh, Tom Landry (Dallas) and Tom Coughlin (Jaguars/Giants) own the most road playoff wins (7) by a head coach in NFL history.

- Harbaugh is the only head coach in NFL history (since 1970 merger) to win a playoff game in each of his first four and five seasons. He is also the only head coach in NFL history to win a playoff game in six of the first seven seasons of a coaching career.
- John and his younger brother, Jim (2011, 2012 and 2013), the former 49ers' head coach, are the only NFL head coaches to reach three conference championships in the first five seasons of a coaching career.
- With Harbaugh, the Ravens have a 54-18 mark at M&T Bank Stadium over the past nine seasons, ranking as the NFL's third-best home record during that span (2008-16).

From his job interview with the Ravens, to his first press conference, to his consistent action and talk about Baltimore, it is all about "the team" for Harbaugh. Signs can be seen around the Ravens' complex:

"The Team, The Team, The Team."

"My coaching philosophy can be summed up easily," said Harbaugh, the third head coach in Ravens history, following Ted Marchibroda (1996-98) and Brian Billick (1999-2007). "The three most important things are the team, the team and the team. Everything we do is to make the team better. Individuals can let their lights shine, and we encourage that. But, nothing should detract from making the team better."

Despite his early success, "Harbs" diffuses accolades: "It's about us. It's about the team. It's about the players, the coaches, Steve [Bisciotti], Ozzie [Newsome] and the scouts. It's about Dick [Cass] and the support staff. It's about all of us pulling together to win – to be the best."

Unlike other NFL head coaches, "Harbs" took the road less traveled. Most NFL field bosses graduate from pro jobs that include the word "coordinator" after "offensive" or "defensive," or they emerge from heading big-time college programs. Before becoming the Ravens' head coach in 2008, John was the Eagles' secondary coach (2007), and prior to that, Philadelphia's special teams coordinator (1998-2006) and a 14-year collegiate coach. (Harbaugh grew up learning about the game from his father, Jack, a longtime college coach.)

COACHING BACKGROUND

YEARS	COLLEGE/PRO TEAM	POSITION
1984-86	Western Michigan	Graduate Assistant
1987	Pittsburgh	Tight Ends
1988	Morehead State	DBs/Special Teams/ Strength & Conditioning
1989-94	University of Cincinnati	Special Teams, TEs, OLBs, RBs
1995-96	University of Cincinnati	Assistant Head Coach
1997	Indiana University	DBs/Special Teams Coordinator
1998-2006	Philadelphia Eagles	Special Teams Coordinator
2007	Philadelphia Eagles	Secondary
2008-17	Baltimore Ravens	Head Coach



JOHN HARBAUGH



JOHN HARBAUGH: YEAR-BY-YEAR

NINE RAVENS SEASONS (2008-16)

Regular Season Record	85-59
at Home	54-18
on Road	31-41
vs. AFC	64-44
vs. AFC North	34-20
vs. NFC	21-15
Playoffs Record	10-5
Playoffs Home Record	2-0
Playoffs Road Record	7-5
Super Bowl Record	1-0
Overall Career Record	95-64

JOHN HARBAUGH SEASON-BY-SEASON

Year	Record	Playoffs
2016	8-8	No playoff berth
2015	5-11	No playoff berth
2014	10-6	1-1 (Divisional)
2013	8-8	No playoff berth
2012	10-6	4-0 (Won Super Bowl XLVII)
2011	12-4	1-1 (AFC Championship)
2010	12-4	1-1 (Divisional)
2009	9-7	1-1 (Divisional)
2008	11-5	2-1 (AFC Championship)

In 1998, then-Eagles head coach Ray Rhodes hired Harbaugh, who quickly established a reputation as one of the NFL's top special teams coaches. Subsequently, he was one of four assistants retained by Andy Reid in 1999.

Prior to hiring Harbaugh, the Ravens talked with over 40 people about the energetic coach. "Did we take a chance by hiring John? My belief is that you have to be willing to do things the masses don't, or you'll never separate yourself from the masses," stated team owner Steve Bisciotti. "We obviously picked the right person."

Simply put, Harbaugh strives to be the best. "We don't want to just win a championship. We want to be a championship team," he stated. "We want to become something. We seek the highest levels."

His teams are balanced, disciplined and hard-nosed. "We want to be the most physical team, but we also want to be the cleanest. Hard-hitting and playing with physicality does not mean dirty," he added.

RAVENS UNDER HARBAUGH

NFL WINS / INCLUDING PLAYOFFS

(2008-16)

Rk.	Team	Total Wins
1.	New England Patriots	121
2.	Green Bay Packers	102
3.	Pittsburgh Steelers	101
4.	Baltimore Ravens	95
5.	Denver Broncos	93

2016

- The Ravens finished second in the AFC North with an 8-8 record (4-2 in division play) behind the 11-5 Pittsburgh Steelers...The Ravens entered Game 15 at Pittsburgh with the opportunity to tie for first in the division, but dropped a dramatic 31-27 decision when the Steelers scored the winning TD with 9 seconds left...Baltimore played the NFL's second-most games (12) that were decided by 8 points or fewer...In posting a 6-2 record at M&T Bank Stadium, the Ravens boasted the NFL's No. 1 defense in both points (14.8) and yards allowed (260.3) at home.

- Through the first 12 games, Baltimore's defense ranked No. 1 in the NFL in yards allowed, the unit finished seventh overall (322.1 ypg). (The Ravens are one of three teams – Den. & Sea. – to rank in the NFL's Top 10 defenses in each of the past three seasons.)...Allowing 89.4 rushing yards per game, the Ravens' ranked No. 5 vs. the run...Baltimore's ninth-ranked pass defense (232.8 ypg) tied (KC & SD) to produce the NFL's most INTs (18)...Earning his second Pro Bowl in three seasons, ILB C.J. Mosley helped the Ravens allow the league's ninth-fewest points (20.1 ppg), while free agent acquisition S Eric Weddle was spectacular in registering a team-high 4 INTs (tied with Mosley) and a career-high 13 PD.

- QB Joe Flacco set a single-season franchise record by throwing for 4,317 yards, adding 20 TDs...TE Dennis Pitta produced 729 receiving yards while leading the NFL in catches (86) by a TE. (Pitta also set the Ravens' single-season TE record for receptions.)...Pro Bowl FB Kyle Juszczyk led the league in receptions (37) and receiving yards (266) by a fullback, while also serving as a lead blocker for RB Terrance West (774 yards)...G Marshal Yanda earned his sixth-consecutive Pro Bowl honor, marking the longest active streak among NFL guards, and C Jeremy Zuttah was selected to the All-Star game as an alternate.

- In earning his second Pro Bowl and becoming a unanimous first-team All-Pro selection, K Justin Tucker produced perhaps the greatest season ever by an NFL kicker...Tucker scored a single-season franchise-record 141 points, connecting on 38 of 39 FGs (lone miss was a block) and 27 of 27 PATs...Tucker's 38 FGs ranked first in the NFL, while he was 10-for-10 from 50-plus yards, tying (Blair Walsh, 2012) for the most such kicks in NFL single-season history...Amazingly, an NFL single-season record 24 of Tucker's 38 FGs made came from 40 yards or beyond (he was 24-of-24 on such boots)...LS Morgan Cox earned his second-straight Pro Bowl invitation.

2015

- The Ravens finished third in the highly-competitive AFC North, posting a 5-11 record...It marked just the second time Baltimore did not make the playoffs in Harbaugh's eight seasons...The Ravens had 20 players on Injured Reserve (NFL's second most), including eight key starters (DE Chris Canty, QB Joe Flacco, RB Justin Forsett, TE Crockett Gillmore, T Eugene Monroe, WR Steve Smith Sr., OLB Terrell Suggs and C Jeremy Zuttah)...Baltimore played an NFL-record 14 games decided by 8 points or fewer (tied, 1994 NY Giants) and played an NFL-high (tied, Chicago) seven games decided by 3 points or fewer (4-3 record).

JOHN HARBAUGH

HEAD COACH JOHN HARBAUGH: YEAR-BY-YEAR

- Despite starting four different QBs (Joe Flacco, Matt Schaub, Jimmy Clausen & Ryan Mallett) for the first time in franchise history, Baltimore posted the second-most total net yards (5,749) in team annals...The Ravens also set a franchise record by averaging 266.9 passing yards per game, thanks in part to a unit that allowed the NFL's third-fewest sacks (24)...Leading the O-line was G Marshal Yanda, who earned his fifth-straight Pro Bowl nod...WR Kamar Aiken finished with team highs in catches (75), receiving yards (944) and receiving TDs (5).

- The Ravens boasted the NFL's top overall special teams unit, ranking No. 1 in both senior NFL writer Rick Gosselin's (*The Dallas Morning News*) annual comprehensive ratings system and the Pro Football Focus rankings (It was Baltimore's fourth-straight ranking in Gosselin's Top 5)...P Sam Koch and LS Morgan Cox (a "need" player) earned their first Pro Bowl honors, with Koch posting a 42.9 net average (second in the NFL) and allowing 5.0 yards per return (the NFL's second-best figure)...The Ravens blocked a kick (2 PATs, 2 FGs and 1 punt) in five-straight contests, a feat that had not been accomplished since 1983 (Atlanta)...Baltimore's 5 blocked kicks in 2015 tied (Oakland) for the NFL's most.

- The Ravens ranked No. 8 in total defense, marking the 11th time the unit finished in the NFL's Top 10 in the past 13 seasons (2003-15)...In the season's final eight games, Baltimore posted the NFL's No. 2 overall defense and the No. 1 pass defense...Second-year LB C.J. Mosley tallied 116 tackles, 4 sacks and 7 PD, adding 1 FF and a 41-yard FR-TD...OLB Elvis Dumervil, whose leadership was valuable in the absence of OLB Terrell Suggs (Achilles tear), posted a team-high 6 sacks and made the Pro Bowl as an alternate.

2014

- The Ravens produced a 10-6 regular season record, earning their sixth playoff berth in seven seasons...Baltimore, one of three AFC North teams to make the postseason, finished third in the division behind Pittsburgh (11-5) and Cincinnati (10-5-1), but advanced to the Divisional Playoff round after capturing a 30-17 Wild Card victory in the Steel City...The Ravens' bid to reach their fourth AFC Championship game under Harbaugh was cut short in New England, where Baltimore fell to the Patriots, 35-31, after holding two 14-point leads during a thrilling battle.

- The Ravens set single-season franchise records by scoring 409 points and producing 5,838 yards of offense in 2014...Baltimore gave up just 19 sacks (second fewest in team history), which ranked only behind Denver's 17 as the NFL's fewest allowed...QB Joe Flacco tallied career bests in yards (3,986, since surpassed) and touchdown passes (27), while key free agent addition WR Steve Smith Sr. reached the 1,000-yard receiving milestone for the eighth time in his career (1,065 yards on 79 catches)...WR Torrey Smith posted 11 receiving TDs, the second most in Ravens single-season history...First-time Pro Bowl RB Justin Forsett produced a career-high 1,266 rushing yards (the NFL's fifth most) and led the league in runs of 20-plus yards (a team-record 17); Forsett's single-season franchise-record 5.4 rushing average also ranked as the NFL's No. 1 mark among running backs.

- Led by OLB Terrell Suggs and 2014 Pro Bowl selections OLB Elvis Dumervil and rookie LB C.J. Mosley, Baltimore racked up the NFL's second-most sacks (49, tied with Philadelphia), boasted the No. 2 red zone defense (42.6) and allowed the fourth-fewest rushing yards per game (88.3).

- P Sam Koch produced the NFL's No. 3 gross average (47.4) and No. 1 net average (43.3), setting the Ravens' single-season records for each...Highlighted by his third-career 108-yard KOR-TD, RS Jacoby Jones ranked second in the NFL in KOR average (30.6)...As a team, the Ravens were No. 1 in the league with a 28.3-yard KOR mark.

2013

- For the first time since Harbaugh's 2008 arrival, Baltimore did not make the playoffs, falling one game short with an 8-8 mark and placing third in the AFC North...Baltimore played an NFL-high nine games decided by 3 points or less, compiling a 5-4 record in those contests...How close were the Ravens to making the playoffs? They were tied 17-17 near the end of the third quarter in the season-ending loss at Cincinnati, needing a victory to secure what would have been their sixth-straight postseason berth.

- OLB Terrell Suggs (10) and OLB Elvis Dumervil (9.5) combined for 19.5 sacks, with Suggs earning his sixth Pro Bowl invite...NT Haloti Ngata was elected to his fifth Pro Bowl, while CB Lardarius Webb's 22 PD ranked as the NFL's second most.

- WR Torrey Smith tallied 1,128 receiving yards, the second most in single-season team history (Michael Jackson - 1,201 in 1996) and had a career-high 65 catches, posting the NFL's fifth-best yards-per-catch average (17.4)...Undrafted rookie WR Marlon Brown's 7 receiving TDs tied (Torrey Smith, 2011) for the most by a rookie in team history, while he also finished second (Smith, 2011) in catches (49) and receiving yards (524) by a Ravens' rookie...G Marshal Yanda also earned his third Pro Bowl honor.

- Pro Bowl K Justin Tucker set franchise records in FGs made (38) and FGs attempted (41) and produced a franchise-record 140 points (tied for sixth in NFL)...Tucker also had 6 FGs of 50-plus yards and kicked 3 game-winning FGs, including a team-record 61-yarder at Detroit.

2012



SUPER BOWL CHAMPIONS

- The Ravens captured a second-consecutive AFC North title with a 10-6 mark before sweeping four playoff games to win Super Bowl XLVII: 24-9 over the visiting Colts on Wild Card weekend; 38-35 in double overtime at Denver in the Divisional Round; 28-13 at New England in the AFC Championship – shutting out the Patriots, who owned the league's top offense, in the second half; and then topping the 49ers, 34-31, in New Orleans after jumping to a 28-6 third-quarter lead...Showing a resolve that was a hallmark of that championship team, the Ravens overcame a three-game December losing streak and 53 games lost to defensive starters to win the title.

- Baltimore set a then-franchise record by scoring 398 points, averaging the NFL's 10th-most points per game (24.9)...The Ravens scored a team-record 254 points at home, producing the NFL's fourth-best home average of 31.8 ppg...Baltimore also surrendered just 16 give-aways, setting a franchise single-season record low.

- The Ravens' special teams units were spectacular: In addition to posting a league-best (tied, Darius Reynaud) 3 kick return TDs

HEAD COACH JOHN HARBAUGH: YEAR-BY-YEAR

(108- & 105-yard KORs and 63-yard PR), WR/RS Jacoby Jones led the NFL in KOR average (30.7)...Rookie K Justin Tucker, an undrafted free agent signing, made 30 of 33 FGAs (90.9%), producing the second-best success rate in Ravens single-season history and the second-best mark by a rookie kicker in NFL history.

- Six Ravens earned Pro Bowl honors: S Ed Reed (ninth), DT Haloti Ngata (fourth), FB Vonta Leach (third), RB Ray Rice (third), G Marshal Yanda (second) and Jones (first).

- En route to winning Super Bowl XLVII, the Ravens produced one of the most electrifying postseasons in NFL history by averaging 410.3 yards of offense per game (134.8 rush & 275.5 pass), scoring 31.0 points per contest and allowing just 22.0... WR Anquan Boldin recorded 22 catches for 380 yards and 4 TDs, while Jones posted a 29.4 receiving average (5 for 147), catching TDs of 70 and 56 yards (Jones also had a 108-yard KOR-TD in the Super Bowl.)...With a 3-TD performance vs. the 49ers, QB Joe Flacco threw 11 TD passes in the postseason, tying the NFL single-postseason record shared by Joe Montana (1989) and Kurt Warner (2008)...Flacco finished the Super Bowl 22-of-33 for 287 yards to produce a 124.2 rating (eighth-best mark in SB history) and earned game MVP honors...The Ravens' defense was also stout during the playoffs, registering 10 take-aways (6 INTs and 4 FRs) to produce a +6 turnover differential.

2011

- Producing a second-straight 12-4 record (13-5 overall), Baltimore won the AFC North, sweeping the division for the first time in team history...The Ravens were 6-0 against playoff teams (7-1 including postseason), matching Green Bay as the only clubs to go undefeated in division play and against other postseason qualifiers...In what was a franchise first, the Ravens also went unbeaten at home (9-0 with a playoff win over Houston)...Baltimore earned a 20-13 Divisional Round victory over the Texans, and then fell, 23-20, in a heartbreaking AFC Championship thriller at New England.

- The Ravens' defense, which finished No. 3 in the league in fewest points permitted (16.6) for the fourth-straight year, tied an NFL record for consecutive seasons of being in the Top 3 for points allowed.

- RB Ray Rice produced a career-high and NFL-best 2,068 yards from scrimmage, ranking second in rushing (1,364)...Rice also set a team mark with 15 total TDs...WR Torrey Smith was third among NFL rookies with 841 receiving yards (50 catches); his receptions and yards, plus 7 TDs, set new Ravens first-year standards.

- Eight Ravens earned Pro Bowl honors: LB Ray Lewis (13th), S Ed Reed (eighth), OLB Terrell Suggs (fifth), DT Haloti Ngata (third), FB Vonta Leach (second), Rice (second), G Ben Grubbs (first) and G Marshal Yanda (first)...Suggs was also named the 2011 *Associated Press* Defensive Player of the Year, marking the fourth time a Raven has won the honor (Reed - 2004 and Lewis - 2003 & 2000).

2010

- Baltimore tied Pittsburgh for the best record in the division at 12-4, but lost the AFC North on the division-record tiebreaker (5-1 to 4-2)...Baltimore, Indianapolis (an NFL record nine in a row) and Philadelphia became the only teams to make the playoffs

from 2008-10...The 2010 campaign also marked the first time the Ravens ever earned the postseason three years in a row (the Ravens later extended their record to five years in 2012).

- In the Wild Card game at Kansas City, the Ravens prevailed 30-7...Baltimore then dropped a 31-24 Divisional Round contest at Pittsburgh, which advanced to the Super Bowl...Harbaugh became the first head coach in NFL history to take over a sub-.500 team and then win a playoff game in each of his first three seasons.

- Five Ravens earned Pro Bowl honors: K Billy Cundiff (first), LB Ray Lewis (12th), DT Haloti Ngata (second), S Ed Reed (seventh) and OLB Terrell Suggs (fourth)...WR Anquan Boldin tallied team highs with 64 catches and 837 receiving yards, while QB Joe Flacco threw 25 TD passes and a career-high passer rating (93.6)...RB Ray Rice finished with 1,776 yards from scrimmage, the NFL's third most.

2009

- After posting a 9-7 record, the Ravens produced their sixth playoff team of the decade (2000-09)...Behind the NFL's ninth-ranked scoring offense (24.4 ppg) and a defense that finished third in total yards (300.5 ypg) and points allowed (16.3 ppg), the Ravens upended the Patriots (33-14) in the Wild Card round, becoming the first road team to win a playoff game at New England since 1978.

- For the first time in team history, Baltimore had a 3,000-yard passer (Joe Flacco - 3,613), 1,000-yard rusher (Ray Rice - 1,339) and 1,000-yard receiver (Derrick Mason - 1,028) in the same season.

- Five Ravens were voted into the Pro Bowl, including LB Ray Lewis (11th), FB Le'Ron McClain (second), DT Haloti Ngata (first), S Ed Reed (sixth) and Rice (first), who tallied the NFL's second-most yards from scrimmage (2,041)...Rookie T Michael Oher, who started all 16 games, finished second for Diet Pepsi Rookie of the Year (*NFL.com* fan vote) and earned All-Rookie team honors.

2008

- In Harbaugh's initial Baltimore season, the Ravens produced an 11-5 record and advanced to the AFC Championship game... Baltimore won the Wild Card game at Miami (27-9) and the Divisional game at the AFC's top-seeded Tennessee Titans, 13-10...Pittsburgh, the eventual Super Bowl champion, stopped the Ravens (23-14) in the AFC title matchup at Heinz Field...This first Harbaugh/Ravens team tied the NFL record (since 1978) for turnarounds by a head coach taking over a sub-.500 team...The Ravens' 2-1 playoff record following that regular season campaign established a new league standard in this same category...With the 13 total victories in 2008, Harbaugh set the NFL record for the most wins ever by a rookie head coach starting a rookie quarterback (Joe Flacco).

- Baltimore's stifling defense ranked No. 2 in the NFL by allowing 261.1 yards per game and was No. 3 in points allowed per game (15.3)...The Ravens also produced an NFL-best 26 INTs, including five returned for touchdowns...S Ed Reed tied his career high (2004) with a league-leading 9 INTs.

- Five players earned Pro Bowl honors: LB Ray Lewis (10th), Reed (fifth), ST Brendon Ayanbadejo (third), OLB Terrell Suggs (third) and FB Le'Ron McClain (first)...Flacco, who became the first rookie QB ever to win two playoff games, was named the Diet Pepsi Rookie of the Year (*NFL.com* fan vote).

RAVENS OWNER STEVE BISIOTTI ON HARBAUGH

“The interesting thing about John is that he may be a little bit more sure of himself, but he hasn’t replaced anything that has to do with him seeking counsel. It’s one thing to be more comfortable, to be sure, be more determined and be clearer. But he doesn’t not talk to Ozzie [Newsome] and me and ask us for advice. That, to me, is the mark of a great leader. You can become more confident and more accomplished and more sure of yourself, but you’re still just as interested in your partners’ decisions. To me, that’s what says to Baltimore that John is a great leader. He never replaced that inquisitiveness with assuredness.”

ADDITIONAL RAVENS NOTES DURING HARBAUGH ERA:

Impressively, the Ravens’ Top 5 seasons for fewest turnovers have all occurred during Harbaugh’s tenure. In 2012, Baltimore set a franchise single-season record for fewest turnovers (16), breaking the previous mark of 20 from 2010. Constantly stressing attention to detail, Harbaugh’s 2010 and 2011 teams combined to produce the fewest penalties (182) over a two-year stretch in franchise history.

Maintaining a strong defensive tradition, the Ravens finished four-straight seasons (2008-11) as the NFL’s No. 3 scoring defense (fewest points allowed) – tying an NFL record for consecutive seasons ranking in the Top 3. Additionally, Baltimore’s defense is one of three teams (Den. & Sea.) to rank in the NFL’s Top 10 in yards allowed in each of the past three seasons (2014-16). Harbaugh’s red zone defense has also finished in the Top 5 in six of his nine seasons, including first overall in 2011 and second in 2014, 2012 and 2008. Overall, during his time in Baltimore (2008-16), Harbaugh’s defense has allowed the NFL’s second-fewest touchdowns (290), the second-fewest points per game (19.2) and the third-fewest net yards per game (316.9).

The Ravens’ offense has also experienced record-setting successes during the Harbaugh Era. In 2016, QB Joe Flacco set a franchise single-season record by throwing for 4,317 yards. During an injury-riddled 2015 season, while starting four different QBs for the first time in franchise history, Baltimore posted the second-most total net yards in team history (89 short of 2014 record), finishing with 5,749 yards. The Ravens also set a franchise record by averaging 266.9 passing yards per game. In 2014, Flacco set a career high in touchdown passes (27) en route to Baltimore posting the most points (409) in Ravens history. Flacco, the franchise’s all-time leading passer (2,915-of-4,742 for 32,639 yards and 182 touchdowns), has been especially remarkable in postseason play. The Super Bowl XLVII MVP has thrown 25 touchdowns and just 10 INTs in 15 playoff games, including 21 TDs and 3 INTs in his last eight postseason games (6-2 record).

Under Harbaugh’s guidance, Flacco has produced 93 total wins, the third most among active starting quarterbacks since 2008. Flacco’s receivers have also shined during the Harbaugh Era, with Baltimore witnessing five 1,000-yard receiving seasons – two by WR Derrick Mason (2008-09) and one each by WR Torrey Smith (2013), WR Steve Smith Sr. (2014) and WR Mike Wallace (2016). On the ground, the Ravens have had running backs eclipse the 1,000-yard rushing mark five times under Harbaugh’s watch – four by RB Ray Rice (2009-12) and once by RB Justin Forsett (2014). The Ravens have averaged 115.2 rushing yards per game under

Harbaugh, ranking as the NFL’s 13th-best figure since 2008. “Running the football is part of our DNA in Baltimore,” the coach often states.

On special teams, an impressive six Ravens have earned Pro Bowl honors while playing for Harbaugh: ST Brendon Ayanbadejo (2008), K Billy Cundiff (2010), RS Jacoby Jones (2012), K Justin Tucker (2013 & 2016), LS Morgan Cox (2015 & 2016) and P Sam Koch (2015). A byproduct of the Ravens consistently producing one of the NFL’s top special teams units during Harbaugh’s tenure, senior NFL writer Rick Gosselin of *The Dallas Morning News* has ranked the Ravens in the Top 5 of his annual comprehensive ratings system in five-consecutive seasons (2012-16). (This includes a No. 1 ranking in 2015.)

NFL ASSISTANT COACH: 1998-2007 (with Philadelphia)

Harbaugh’s special teams in Philadelphia were consistently ranked among the NFL’s best. From 2000-05, the Eagles’ units finished in the Top 10 in five of those seasons in *The Dallas Morning News’* special teams rankings. In 2001 and 2003, Philly ranked No. 1, according to senior NFL writer Rick Gosselin’s composite (includes 22 kicking-game categories).

Following the 2001 campaign, Harbaugh was voted the NFL’s Special Teams Coach of the Year by his peers. He was also named *The Dallas Morning News* Special Teams Coach of the



With his daughter, Alison, by his side, John celebrated the Ravens’ 34-31 Super Bowl XLVII victory over the San Francisco 49ers at the Superdome in New Orleans (2/3/13). CBS Sports’ Jim Nantz interviewed Harbaugh on the victory stage.

JOHN HARBAUGH

MAKING HIS MARK

Entering 2017, John Harbaugh owns the sixth-best winning percentage (.597) among active NFL head coaches, compiling a 95-64 overall record (including playoffs). **For active head coaches who have coached a minimum of 90 games, Harbaugh ranks fourth behind Bill Belichick, Mike McCarthy and Mike Tomlin.**



ACTIVE HEAD COACHES / CAREER WINNING PERCENTAGE (Totals Include Regular Season and Playoff Games / Min. 40 games)

Rk.	Coach	Team	Seasons	Record	Pct.
1.	Bill Belichick	Browns/Patriots	1991-95, 2000-16	263-125	.678
2.	Mike McCarthy	Green Bay Packers	2006-16	124-69-1	.642
3.	Mike Tomlin	Pittsburgh Steelers	2007-16	111-63	.638
4.	Bruce Arians	Arizona Cardinals	2013-16	42-24	.636
5.	Chuck Pagano	Indianapolis Colts	2012-16	52-34	.607
6.	John Harbaugh	Baltimore Ravens	2008-16	95-64	.597

Year that season. In just four seasons (1998-2001), Harbaugh elevated the Eagles' special teams from 29th to first in the NFL.

In 1999, the Eagles signed K David Akers, who had been working as a part-time waiter after brief kicking stints with Carolina, Atlanta and Washington. With Harbaugh's help, Akers became a three-time Pro Bowler. Harbaugh also worked with P Dirk Johnson, another "street" free agent, helping him record the then-Top 2 punting averages (38.4 in 2005 and 37.4 in 2004) in Eagles history. Under "Harbs," 15 Eagles earned Special Teams Player of the Week awards, while snapper Mike Bartrum was named to the Pro Bowl, and RS Reno Mahe led the NFL with a 12.8 punt return average in 2005.

COLLEGE COACHING CAREER: Among John's 32 years of coaching is a two-year stint (1995-96) as the assistant head coach at the University of Cincinnati, finishing 6-5 both seasons with the Bearcats. He coached 10 years on offense and four on defense at the collegiate level, launching his coaching career in 1984 at the age of 21 as a graduate assistant for his father at Western Michigan. In his second position at the University of Pittsburgh (1987), he was mentored by the legendary Sid Gillman, a Pro Football Hall of Famer. John also coached the tight ends at Pitt under head coach Mike Gottfried. While at Cincinnati (1989-96), Harbaugh coached special teams, tight ends, outside linebackers, running backs and was the recruiting coordinator.

Over eight years, Harbaugh recruited 27 starters for the Bearcats and tutored both the NCAA's top return man (former Raven Robert Tate, 34.3 KOR average in 1995) and the second-ranked returner (current Ravens defensive backs coach Chris Hewitt, 31.5 KOR average in 1993). John was part of a staff that helped Cincinnati produce three out of four winning seasons (1993, 1995-96) for the first time in 20 years.

"Harbs" also coached one season at Indiana in 1997 as the defensive backs coach/special teams coordinator, under former Ravens offensive coordinator Cam Cameron, and one year at Morehead State in 1988 as the defensive backs coach/special teams and strength and conditioning coordinator.

COACHING HONORS: In April 2014, Harbaugh was inducted into Miami (OH) University's "Cradle of Coaches Association" and was immortalized with an on-campus statue. Harbaugh's statue joins existing Cradle of Coaches statues for Earl "Red"

Blaik, Paul Brown, Carm Cozza, Paul Dietzel, Weeb Ewbank, Ara Parseghian, John Pont and Bo Schembechler. The Cradle of Coaches honors Miami graduates who have earned recognition as national collegiate or professional Coaches of the Year, who have been inducted into the College Football Hall of Fame or the Pro Football Hall of Fame, or whose teams won national collegiate or professional/Super Bowl championships.

HARBAUGH COACHING FAMILY: Harbaugh is from a football family. His father, Jack, is a 41-year coaching veteran who won the 2002 NCAA Division I-AA football championship as the head coach at Western Kentucky. His younger brother, Jim, who was the Ravens' starting QB in 1998, played 14 seasons in the NFL and was the San Francisco 49ers' head coach from 2011-14. (The University of Michigan hired Jim as its head football coach following the 2014 NFL campaign.) In a showdown that featured the first-ever NFL game between head coaches who are brothers, John's Ravens bested Jim's 49ers, 16-6, in a 2011 Thanksgiving Night (Nov. 24) primetime special. The Ravens, of course, then topped the 49ers, 34-31, in Super Bowl XLVII. The brothers' sister, Joani, is married to longtime, successful collegiate basketball coach Tom Crean.

COLLEGE: Harbaugh earned a degree in political science at Miami (OH), where he won the Football Scholar Athlete Award as a defensive back for the Redhawks. He earned his master's in physical education at Western Michigan.

DID YOU KNOW?



John Harbaugh and his wife, Ingrid, completed a 12-mile "Tough Mudder" obstacle course together in Gerrardstown, West Virginia, on April 20, 2013 (pictured at left).

Notably, Ingrid has competed in six "Tough Mudder" races overall.

JOHN HARBAUGH

PERSONAL: Devoted to his family and his Christian faith, John is most active in helping the Baltimore area be better for families. He earned the 2011 "Power of Excellence Award" from the (Ben) Carson Scholars for "demonstrating excellence in life and being a role model." He's a board member for the Port Discovery Children's Museum and a contributor to numerous Baltimore-area events and charities. Also a willing volunteer, his wife, Ingrid, contributes to both the Helping Up Mission and Sarah's House.

Harbaugh is an advocate of the U.S. Military. The NFL awarded him its 2013 Salute to Service Award, acknowledging exceptional efforts by those in the league who honor and support military members. (Harbaugh was also a finalist for the award in 2011.) In 2012, Army Chief of Staff General Raymond Odierno presented him with the Outstanding Civilian Service Award. Harbaugh took part in the annual NFL-USO coaches' tour of the Middle East in 2009, has visited numerous military bases in the U.S. and abroad (including a 2014 February trip to the Middle East), has purchased school supplies for children whose parents are serving in the military and has regularly sent care packages to troops overseas.

In 2008, Harbaugh also helped institute Military Appreciation Day, an annual event that takes place during Ravens training camp. Since its establishment, over 9,000 service members have enjoyed preferred seating and opportunities to meet Ravens players and coaches. Once the season begins, Harbaugh then invites wounded warriors to be his guests at every Ravens home game. In 2017, he donated \$1,500 worth of New Era hats to soldiers in Afghanistan. The hats represented all four of the major professional sports leagues and several from the NCAA as well. A history buff, Harbaugh has taken the Ravens to Gettysburg, PA, during offseason team activities to learn about the Civil War.

John attended Ann Arbor (MI) Pioneer HS, where he and brother, Jim, were inducted into the school's Hall of Fame in 2016. John and Ingrid have a daughter, Alison.



General Raymond Odierno, Chief of Staff of the Army, presented John Harbaugh with an Outstanding Civilian Service Award at Joint Base Myer-Henderson Hall, VA, on May 23, 2012.

HARBS IN THE PLAYOFFS

The Ravens own a 10-5 playoff record under head coach John Harbaugh, a mark that includes a 34-31 victory in Super Bowl XLVII vs. the San Francisco 49ers. Harbaugh's (.667) playoff winning percentage ties for the seventh-best mark in league history.

HEAD COACH CAREER PLAYOFF WINNING PERCENTAGE (NFL History / Min. 10 Games)

Rk.	Coach	Record	Pct.
1.	Vince Lombardi	9-1	.900
2.	Tom Flores	8-3	.727
3.	Bill Belichick	26-10	.722
4.	Bill Walsh	10-4	.714
5.	Joe Gibbs	17-7	.708
6.	Jimmy Johnson	9-4	.692
7.	John Harbaugh	10-5	.667
	Chuck Noll	16-8	.667
	George Seifert	10-5	.667

John Harbaugh owns the second-most playoff victories (10, tied with George Seifert) by a head coach in his first nine seasons (since the 1970 merger). (Joe Gibbs had 11.)

MOST PLAYOFF WINS BY A HEAD COACH FIRST NINE SEASONS (Since 1970 Merger)

Coach (Team)	Playoff Wins	Seasons
Joe Gibbs (Was.)	11	1981-89
John Harbaugh (Bal.)	10	2008-16
George Seifert (SF, Car.)	10	1989-96, '99

Only in First Five:

- "Harbs" is the only head coach in NFL history to win a playoff game in each of his first four and five seasons. He and his brother, Jim (formerly of the 49ers), are also the only coaches to advance to three conference title games in the first five years of a coaching career.

Harbs Historically Good:

- John Harbaugh is the only head coach in NFL history to *win* a playoff game in six of the first seven seasons of his coaching career.

Playoff Milestones:

- In 2014, John Harbaugh became one of eight coaches in NFL history to make the postseason in six of their first seven seasons coaching. For coaches who made the playoffs in at least six of their first *eight* years, Harbaugh is one of three *active* coaches to do so (Mike McCarthy & Andy Reid).

Road Playoff Wins:

- John Harbaugh, Tom Landry (Cowboys) and Tom Caughlin (Jaguars/Giants) own the most road playoff wins (7) by a head coach in NFL history.



JERRY ROSBURG

SPECIAL TEAMS COORDINATOR / ASSOCIATE HEAD COACH

COLLEGE: NORTH DAKOTA STATE

BORN: 11/24/55, FAIRMONT, MN

EXP. (NFL/RAVENS): 17/10

JERRY ROSBURG, a 39-year coaching veteran, has guided an exceptional special teams group over his nine seasons (2008-16) with the Ravens. During his tenure in Baltimore, the Ravens have produced the NFL's No. 1 kickoff return average (25.2). In the past six seasons (2011-16), Baltimore has 8 total kick return TDs (4 PR & 4 KOR), ranking as the NFL's fourth most. Under Rosburg's direction, six Ravens have earned Pro Bowl honors, including K Justin Tucker and LS Morgan Cox twice each (*see Quick Hit in chart at right*). In the past five seasons (2012-16), the Ravens' special teams units have consistently been acknowledged as one of the league's best. In the annual special teams report from *The Dallas Morning News*, senior NFL writer Rick Gosselin has ranked Baltimore in the NFL's Top 5 for five-straight seasons, including first in 2015 (2016: fifth; 2015: first; 2014: fifth; 2013: fifth; 2012: second). (Gosselin's report is recognized by NFL teams as a special teams measuring stick.) No other NFL team has been in the Top 5 in each of the past five seasons.

ADDITIONAL COACHING HIGHLIGHTS: Baltimore's kickers have been exceptional under Rosburg's tutelage. Entering 2017, two-time Pro Bowl K Justin Tucker is the most accurate kicker in NFL history with an 89.8% on field goal attempts (168 of 187). Tucker, who Rosburg scouted and helped sign as a rookie free agent, owns the most FGs (168) since entering the NFL in 2012. In 2016, Tucker produced perhaps the best season ever by an NFL kicker, recording a single-season franchise-record 141 points. His 10 FGs of 50+ yards tied (Blair Walsh, 2012) for the most such kicks in NFL single-season history. Pro Bowl P Sam Koch, who earned his first trip to Hawaii in 2015, is one of the league's most accurate and consistent punters. He set single-season franchise punting records in 2014 with a 47.4 gross average (third in NFL) and a 43.3 net average (No. 1 in NFL), also shattering career bests. Rosburg's return units have been outstanding as well, ranking third in the NFL in punt return average (11.3) in 2015 and leading the league in KOR average both in 2014 (28.3) and 2012 (27.3). Also, since 2014,

STANDOUTS UNDER ROSBURG			
Year	Player	Statistic	NFL Rank
2016	K Justin Tucker	FGs Made (38) & Pct. (97.4)	1
2014	P Sam Koch	Net Punting Average (43.3)	1
2013	K Justin Tucker	Field Goals Made (38)	1t
2013	RS Tandon Doss	Punt Return Average (15.6)	1
2012	RS Jacoby Jones	KOR Average (30.7)	1
2010	RS David Reed	KOR Average (29.3)	1
2008	P Sam Koch	Punts Inside the 20 (34)	2
2005	K Phil Dawson (Cle.)	FG Accuracy (93.1)	2

Quick Hit: Six Ravens have earned eight Pro Bowl honors under Rosburg: LS Morgan Cox (2015 & 2016), K Justin Tucker (2013 & 2016), P Sam Koch (2015), RS Jacoby Jones (2012), K Billy Cundiff (2010) and ST Brendon Ayanbadejo (2008).

the Ravens have 12 blocked kicks, ranking No. 1 in the NFL. In Baltimore's Super Bowl XLVII championship season (2012), WR/RS Jacoby Jones was spectacular, earning a Pro Bowl berth as a return specialist. Jones, who became the first player ever to record dual KORs of at least 105 yards in a career, tied for a league-leading 3 kick return TDs (2 KORs & 1 PR) and averaged an NFL-best 30.7 yards per kickoff return. Jones also tied an NFL record for longest KOR in Super Bowl history with his 108-yard KOR-TD in Super Bowl XLVII. Prior to his arrival in Baltimore, Rosburg built a successful NFL special teams resume both with the Browns (2001-06) and Falcons (2007) after a strong collegiate coaching career. Also, under his leadership, Cleveland's special teams units were consistently ranked among the NFL's best.

2008-16: (with Baltimore) Over the last nine seasons, Ravens special teams units have been outstanding under Rosburg's direction. **2016:** Ravens ranked fifth in Rick Gosselin's annual special teams report, marking the fifth-straight season the Ravens have been in the Top 5, the only team to accomplish the feat...K Justin Tucker, who had perhaps the best season ever by an NFL kicker, earned his second Pro Bowl and was a unanimous All-Pro selection...He recorded a single-season

COACHING BACKGROUND

YEARS	COLLEGE/PRO TEAM	POSITION
1979-80	Fargo Shanley (ND) HS	Assistant Coach
1981-82	Northern Michigan	Graduate Assistant
1983-85	Northern Michigan	Linebackers
1986	Northern Michigan	Defensive Coordinator/Secondary
1987-91	Western Michigan	Linebackers/Special Teams
1992-95	University of Cincinnati	Linebackers/Special Teams/Secondary
1996	University of Minnesota	Secondary
1997-98	Boston College	Secondary
1999-2000	Notre Dame	Cornerbacks/Special Teams
2001-06	Cleveland Browns	Special Teams Coordinator
2007	Atlanta Falcons	Special Teams Coordinator
2008	Baltimore Ravens	Special Teams Coordinator
2009-13	Baltimore Ravens	Assistant Head Coach/STs Coordinator
2014-17	Baltimore Ravens	Special Teams Coordinator/Assoc. Head Coach



JERRY ROSBURG

franchise-record 141 points, connecting on 38 of 39 FGs (lone miss was a block)...His 38 FGs ranked first in the NFL, while he was 10-for-10 from 50+ yards, tying (Blair Walsh, 2012) for the most such kicks in NFL single-season history...An NFL single-season record 24 of Tucker's 38 FGs made came from 40 yards or beyond (he was 24-of-24 on such boots)...LS Morgan Cox also earned his second Pro Bowl. **2015:** Gosselin ranked the Ravens as the NFL's top special teams unit, also ranking No. 1 by Pro Football Focus...Baltimore was third in the NFL in punt return average (11.3), while allowing the second-fewest yards per punt return (5.0)...P Sam Koch and Cox each earned their first Pro Bowls...Ravens blocked a kick (2 PATs, 2 FGs and 1 punt) in five-straight contests, a feat that had not been accomplished since 1983 (Atlanta)...The 5 blocked kicks tied (Oak.) for most...Tucker became the fastest kicker in NFL history to reach 500 points (60 games) and make 100 FGs (50 games). **2014:** Ravens led NFL in KOR average (28.3), the fourth time in seven seasons the team has finished in the Top 5...Koch, a Pro Bowl first alternate, produced single-season career highs: the NFL's No. 3 gross average (47.4) and No. 1 net average (43.3)...Promoted to special teams coordinator/associate head coach. **2013:** Tucker, who earned his first Pro Bowl nod, totaled the then-second-best field goal success rate (92.7, 38-of-41) in Ravens single-season history and set a then-franchise record with 140 points...He also kicked 3 game-winning FGs, including a 61-yarder at Detroit...Ravens were second in kickoff return average (26.4) and third in punt return average (14.2). **2012:** Ravens finished first in NFL with a then-team-record 27.3 kickoff return average...Jones tied for a league-leading 3 kick return TDs (2 KORs: 108 and 105 yards & 1 PR: 63 yards) and averaged an NFL-best 30.7 yards per kickoff return...In Super Bowl XLVII, Jones added a fourth special teams TD with his second 108-yard KOR-TD of the season...Jones became the only player in NFL history to have dual KOR-TDs of at least 105 yards in a career (108- & 105-yarders)...Koch set then-Ravens single-season punting records with a 47.1 gross average and 40.8 net average...Tucker (90.9%) produced the second-best success rate by a rookie kicker in NFL history...Tucker made 42 of 42 PATs, setting a single-season franchise record. **2010:** The Pro Bowler Cundiff tied an NFL mark with 40 touchbacks (since kickoffs moved back to the 30-yard line)...Koch was a Pro Bowl first alternate, ranking second in the AFC with a 39.2 net punting average and tying a team mark with 39 punts inside the 20. **2009:** Team set a then-franchise record, ranking second in the NFL, with a 26.2-yard KOR average...Coverage units ranked fourth in opponent kickoff return average (20.3) and limited foes to an average starting line of 26.9 (second best in NFL)...Promoted to assistant head coach/special teams coordinator. **2008:** Koch led the league with 18 punts inside the 10-yard line and was second with 34 punts inside the 20.

2007: (with Atlanta) In one season with Atlanta, the Rosburg-led Falcons' special teams units held a number of Top 10 NFL rankings: Second in opponents' average starting field position (25.5) and sixth in KOR average (24.4)...Special teams allowed opponents an average of 7.5 yards per PR, ranking eighth in the NFL.

2001-06: (with Cleveland) Over a five-year span (2002-06), the Browns' special teams were ranked as the top NFL team in Rick Gosselin's report...Was instrumental in developing the successful career of WR/RS Dennis Northcutt, helping him set team records for career punt returns (202) and career punt return yardage (2,149)...K Phil Dawson became one of the NFL's most accurate kickers. **2006:** Browns ranked fifth in Gosselin's poll...Rosburg guided Northcutt, who finished fourth with an 11.1 punt return average...RS Joshua Cribbs set a then-team record for most KOR yards in franchise history with 1,494, earning him the Browns' team MVP... Browns were the only NFL team to finish the season in the Top 5, both in starting field position on kickoffs (31.4 – second in NFL) and opponent starting position (25.3 – fourth in NFL)... Former Ravens P Dave Zastudil finished sixth in the NFL in net punting average (38.4) and sixth with 28 punts inside the 20 in his first year under Rosburg. **2005:** Browns led league in special teams scoring – only team to score a special teams TD three different ways: off a PR, off a KOR and off a blocked FGA...Northcutt ranked fourth in the league in punt return average (10.1)...Dawson ranked second in FG accuracy (27-of-29 for 93.1%)...Gosselin ranked the Browns sixth best for the second-straight year. **2002:** Browns notched a fourth-place ranking by Gosselin. **2001:** Named special teams coach.

1999-2000: (with Notre Dame) **2000:** Fighting Irish played in the Fiesta Bowl after a Bowl Championship Series berth. **1999:** Was named cornerbacks/special teams coordinator.

1997-98: (with Boston College) Was the Eagles' secondary coach for two seasons.

1996: (with University of Minnesota) Secondary coach.

1992-95: (with University of Cincinnati) Shared STs duties over the course of four years with John Harbaugh. **1995:** Rosburg coached the secondary. **1992-94:** Coached LBs, including former Raven Brad Jackson.

1987-91: (with Western Michigan) A year after John Harbaugh departed the school (1987), Rosburg coached LBs and special teams for the Broncos. **1988:** Team won nine games and earned a California Bowl appearance.

1981-86: (with Northern Michigan University) **1986:** Named defensive coordinator and coached the secondary. **1983-85:** Spent three years coaching LBs. **1981:** Launched college coaching career in a graduate assistant role.

1979-80 (with Fargo Shanley HS, Fargo, ND) Began career as an assistant coach before entering the collegiate ranks.

COLLEGE: An All-America LB at North Dakota State...Team and conference MVP (1977)...Earned his bachelor's degree in social science education in 1978 and his master's in education administration (1983) from Northern Michigan.

PERSONAL: Attended Fairmont (MN) HS...Jerry and his wife, Sherry, have three children: a daughter, Megan, a former captain volleyball player at American University, a son, Jerad, a hockey player for both the Sioux City Musketeers (USHL) and Michigan State University, and another daughter, Margaret, who is in her freshman year at Saint Louis University, where she plays for the Billiken volleyball team.



MARTY MORNHINWEG

OFFENSIVE COORDINATOR / QUARTERBACKS COACH

COLLEGE: MONTANA

BORN: 3/29/62, EDMOND, OK

EXP. (NFL/RAVENS): 23/3

MARTY MORNHINWEG is in his second year as the Ravens' offensive coordinator/quarterbacks coach, originally assuming the coordinator role in Week 6 of 2016. Mornhinweg, who joined the Ravens in 2015 as quarterbacks coach, helped guide QB Joe Flacco to a career-high and franchise-best 4,317 passing yards in 2016. The Ravens' offense also featured 1,000-yard receiver Mike Wallace (1,017 yards), who signed with Baltimore in the offseason, and TE Dennis Pitta, who ranked No. 1 in the NFL in catches by a tight end (86). (The 86 grabs were also the most by a TE in Ravens single-season history.) In his first season with the Ravens (2015), Mornhinweg helped Baltimore rack up a franchise-record 4,271 net passing yards (266.9 ypg) and the second-most total net yards in team history (5,749). Before joining Baltimore, the 23-year NFL coaching veteran spent several years as an NFL offensive coordinator for multiple teams and served as the Detroit Lions' head coach (2001-02).

ADDITIONAL COACHING HIGHLIGHTS: Throughout his NFL coaching career, five quarterbacks have earned Pro Bowl honors under Mornhinweg's direction: Michael Vick, Donovan McNabb, Steve Young, Jeff Garcia and Brett Favre. As offensive coordinator of the New York Jets (2013-14), the team's rushing attack ranked as the NFL's third best (138.7 ypg) unit, which includes posting the league's No. 3 average (142.5 ypg) in 2014. Prior to joining the Jets, Mornhinweg spent 10 seasons (2003-12) in Philadelphia, including nine (2004-12) as the Eagles' offensive coordinator/assistant head coach. In that role, he helped the Eagles set single-season franchise records in total net yards (6,386 in 2011), total points (439 in 2010), average per rush (5.4 in 2010), third-down percentage (42.4 in 2007), net passing yards (4,119 in 2006), passer rating (96.7 in 2006) and fewest INTs (9 in 2006). He and John Harbaugh spent five seasons (2003-07) together on the Eagles' coaching staff. Mornhinweg earned his first NFL head-coaching post with the Detroit

Lions from 2001-02. His first NFL coordinator job came with the San Francisco 49ers (1997-2000), where in 1998, the team set franchise marks in total yards (6,800), first downs (381) and rushing yards (2,544). San Francisco also became the first team since the 1941 Chicago Bears to lead the NFL both in rushing yards and gross passing yards in a single season. Only three teams have accomplished this feat in NFL history: 1998 San Francisco 49ers and 1939 and 1941 Chicago Bears. His first NFL coaching opportunity came in Green Bay (1995-96), where in 1996, he served as the Packers' QBs coach and helped guide Favre to NFL MVP honors and a victory in Super Bowl XXXI.

2015-16: (with Baltimore) 2016: Named offensive coordinator in Week 6...QB Joe Flacco threw for a career-high and franchise-best 4,317 passing yards...TE Dennis Pitta set a single-season team mark for tight ends with 86 receptions...WR Mike Wallace recorded 1,017 receiving yards and 4 TDs. **2015:** Served as QBs coach...Starting four different QBs (Flacco, Matt Schaub, Jimmy Clausen & Ryan Mallett) for the first time in franchise history, the Ravens ranked No. 14 in total offense (eighth passing & 26th rushing)...Prior to his season-ending knee injury, Flacco, who missed the final six games, was on pace to throw for a career-high 4,466 yards...Mornhinweg helped Baltimore post the second-most total net yards in team history (89 short of 2014 record), finishing with 5,749 yards...The Ravens also set a franchise record by averaging 266.9 passing yards per game, thanks in part to a unit that allowed the NFL's third-fewest sacks (24).

2013-14: (with New York Jets) Spent two seasons as offensive coordinator, helping the Jets rank third in rushing offense (138.7 ypg) during that span. **2014:** Helped guide a rushing attack that finished third in the NFL (142.5 ypg) behind RBs Chris Ivory and Chris Johnson...C Nick Mangold earned Pro Bowl honors for the fifth time in six seasons. **2013:** Joined the Jets' staff...QB Geno Smith became the first rookie signal

COACHING BACKGROUND

YEARS	COLLEGE/PRO TEAM	POSITION
1985	Montana	Wide Receivers
1986-87	Texas at El Paso	Graduate Assistant
1988	Northern Arizona	Running Backs
1989-90	Southeast Missouri State	Offensive Coordinator/Quarterbacks
1991	Missouri	Tight Ends/Slots
1992-93	Missouri	Offensive Line
1994	Northern Arizona	Offensive Coordinator
1995	Green Bay Packers	Offensive Assistant
1996	Green Bay Packers	Quarterbacks
1997-2000	San Francisco 49ers	Offensive Coordinator/Quarterbacks
2001-02	Detroit Lions	Head Coach
2003	Philadelphia Eagles	Senior Assistant
2004-12	Philadelphia Eagles	Offensive Coordinator/Assistant Head Coach
2013-14	New York Jets	Offensive Coordinator
2015-16	Baltimore Ravens	Quarterbacks (named OC in '16 in Week 6)
2016-17	Baltimore Ravens	Offensive Coordinator/Quarterbacks Coach



MARTY MORNHINWEG

caller to start all 16 games in franchise history...New York's rushing attack finished sixth in the NFL (134.9 ypg).

2003-12: (with Philadelphia) Spent 10 seasons with the Eagles, including nine (2004-12) as the team's offensive coordinator/assistant head coach...Under his guidance, 10 different offensive players earned a total of 17 Pro Bowl honors. **2012:** In his final season with the Eagles, the offense set a then-franchise standard in completions (367). **2011:** Philadelphia set a then-franchise-best 6,386 total net yards... RB LeSean McCoy had a league-high 17 rushing TDs and finished fourth in rushing yards (1,309) en route to earning a Pro Bowl nod. **2010:** Philadelphia set a franchise mark in total points (439, since broken) for the third-consecutive season, which helped Mornhinweg earn *Pro Football Weekly* NFL Assistant Coach of the Year honors...The offense also set single-season records in completion percentage (62.0) and average per rush (5.4)...Five offensive players earned Pro Bowl honors. **2009:** Philadelphia's offense finished fifth in scoring (26.8 ppg). **2008:** Eagles finished sixth in scoring (26.0 ppg) and net passing (244.4 ypg) en route to an appearance in the NFC title game. **2007:** Guided the sixth-ranked offense (358.1 ypg), led by RB Brian Westbrook, who was third in the NFL with 1,333 rushing yards...Had a franchise-best 42.4 percent third-down conversion rate. **2006:** Eagles' offense set then-franchise marks in net passing yards (4,119), passer rating (96.7) and fewest INTs (9)...Finished second in the NFL in total net yards (381.4 ypg). **2004:** In his first season guiding the offense, Philadelphia advanced to Super Bowl XXXIX. **2003:** Spent his first season with the Eagles as a senior assistant.

2001-02: (with Detroit) Mornhinweg spent two seasons with the Lions in his first NFL head-coaching role.

1997-2000: (with San Francisco) Spent four seasons with the 49ers as offensive coordinator/QBs coach...During that span, the offense ranked third in total net yards (364.6 ypg), including third in rushing (131.4 ypg) and fifth in passing (233.2 ypg). **2000:** Under Mornhinweg, WR Terrell Owens finished fourth in the NFL in receiving yards (1,451) and third in TDs (13)...QB Jeff Garcia finished second in passing yards (4,278) and third in TDs (31). **1999:** The 49ers boasted the NFL's No. 1 rushing offense (130.9 ypg). **1998:** San Francisco's offense was No. 1 in the NFL (425.0 ypg), including first in rushing (159.0 ypg) and second in passing (266.0 ypg)...San Francisco set franchise marks in total yards (6,800), first downs (381) and rushing yards (2,544)...Mornhinweg's unit became just the third in NFL history (1939 and 1941 Chicago Bears) to lead the league in both rushing yards and gross passing yards in the same season. **1997:** Helped lead the

49ers to the NFC title game in his first season with the team and first as an NFL coordinator.

1995-96: (with Green Bay) Began his NFL coaching career with the Packers, where in 1996, he helped Green Bay to a victory in Super Bowl XXXI as quarterbacks coach. **1996:** Mornhinweg was promoted to QBs coach, helping lead QB Brett Favre to NFL MVP honors and a victory in Super Bowl XXXI...Favre threw a league-high and career-best 39 TDs. **1995:** Entered the NFL ranks as an offensive assistant with the Packers.

1994: (with Northern Arizona) Returned to Northern Arizona, where he spent one season as offensive coordinator for the Lumberjacks.

1991-93: (with Missouri) Served on the coaching staff for three seasons at Missouri. **1992:** Named offensive line coach. **1991:** Joined the Tigers as tight ends/slots coach.

1989-90: (with Southeast Missouri State) Mornhinweg had his first role as a coordinator with the Redhawks, serving two seasons as offensive coordinator/quarterbacks.

1988: (with Northern Arizona) In his first stint with Northern Arizona, Mornhinweg spent one season as the team's running backs coach.

AFL PLAYER: (1987 with Denver Dynamite) Played one season as a quarterback in the Arena Football League... Despite being lost for the season with a knee injury, the Dynamite went on to win Arena Bowl I.

1986-87: (with Texas at El Paso) Spent two seasons as a graduate assistant with the Miners.

1985: (with Montana) Spent one season as the wide receivers coach at his alma mater.

COLLEGE: Attended Montana, where he was a four-year starting quarterback for the Grizzlies...Set 15 passing records for the program...Graduated from Montana with a Bachelor of Science degree in health and physical education in 1985 and earned his Master of Science degree in health and physical education/sports administration from UTEP in 1988.

PERSONAL: Mornhinweg attended Oak Grove (San Jose, CA) HS, where he played for the legendary coach Mike Holmgren, earning Northern California High School Player of the Year honors as a senior quarterback...Elected to the Hall of Fame at both the University of Montana and Oak Grove for his play as a quarterback...He and his wife, Lindsay, have four children: two daughters, Madison and Molly Lynn, and two sons, Skyler and Bobby Cade.

"I really believe Marty Mornhinweg is a heck of a football coach. I know he wants to run the ball. I know he wants a physical offense. I know he wants a quarterback who is playing in a certain, confident way and makes good decisions and makes big plays while he protects the football. All of the things that we all know we want are things that he believes in. We are on the same page in terms of the type of offense that we want to build. Now, we have to get there. It is one thing to have a picture and a vision of what you want. The next thing is to get there, and that is what we go to work on."

— Head Coach John Harbaugh, Jan. 2017



DEAN PEES, the sixth defensive coordinator in team history, is in his sixth season leading the Ravens' defense. Pees, one of eight defensive coordinators in NFL history to coach in a Super Bowl with two different teams, directs the acclaimed Baltimore unit, whose history speaks for itself. With its No. 7 overall ranking (322.1 ypg) in 2016, the Ravens are one of only three NFL teams (Denver & Seattle) to finish in the Top 10 in total defense in each of the last three seasons (2014-16). It also marked the 12th time in 14 seasons (2003-16) the Baltimore defense finished in the NFL's Top 10. Always among the league leaders in significant defensive categories, Baltimore also extended its NFL record to 21-consecutive seasons (1996-2016) of not permitting over 4.0 yards per carry (3.7 in '16). In 2016, the Ravens led the NFL with 18 INTs (tied KC & SD). Baltimore has also ranked in the Top 7 in red zone defense in 11 of the last 13 years (2004-16).

ADDITIONAL COACHING HIGHLIGHTS: Pees, who helped guide Baltimore to its second World Championship in Super Bowl XLVII, originally joined the Ravens in 2010 as linebackers coach. In 2012, his first year as coordinator, Pees' unit was depleted by injuries to key starters, including the 2011 Defensive Player of the Year, OLB Terrell Suggs, who missed the first six games, and future Hall of Fame LB Ray Lewis, who missed the final 10 regular season games. Led by Pro Bowl selections DT Haloti Ngata and another future Hall of Famer, S Ed Reed, the Super Bowl-winning defense was the NFL's second best in the red zone, surrendering a 43.4% TD mark inside the 20. Following six years in New England (2004-09), including the final four as defensive coordinator, Pees' linebackers helped the Ravens' defense finish as the third-best scoring unit (points allowed per game) in four-consecutive years (2008-11). The four-straight years tied an NFL record for consecutive seasons of being in the Top 3 for points allowed. During his tenure guiding the Patriots' defense, New England was the only NFL team to finish in the Top 10 in scoring defense in four-straight seasons. New England's unit

DEAN'S DOMINANCE

Defensive coordinator Dean Pees led the Ravens' seventh-ranked defense (322.1 ypg) in 2016, marking the sixth time a defense has finished in the NFL's Top 10 with Pees at the helm (despite only nine years of D.C. experience). Dating back to 1990 (the past 27 seasons), Pees ranks first (tied, Jim Bates) in percentage of Top 10 finishes (.667) as a defensive coordinator.

PERCENTAGE OF TOP 10 FINISHES AS A DEFENSIVE COORDINATOR / SINCE 1990
(Minimum Six Years of Coordinator Experience)

Rk.	Defensive Coordinator (Teams)	Pct. of Top 10 Finishes
1.	Dean Pees (NE/Bal.)667 (6 of 9)
	Jim Bates (Atl./Mia./GB/Den./TB)667 (6 of 9)
3.	Monte Kiffin (Min./NO/TB/Dal.)647 (11 of 17)
4.	Dave Campo (Dal./Cle.)571 (4 of 7)
	Marvin Lewis (Bal./Was.)571 (4 of 7)
	Tim Lewis (Pit./NYG)571 (4 of 7)

also allowed fewer than 20 points per game in every season under Pees' guidance, the best run of any coordinator in the Bill Belichick era. Pees' coaching credentials include six years (1998-2003) as head coach at Kent State and 15 seasons as a defensive coordinator on the collegiate level, including the 1983 season when he coached Ravens head coach John Harbaugh at Miami (OH).

2010-16: (with Baltimore) 2016: LB C.J. Mosley (second) and S Eric Weddle (fourth) earned Pro Bowl honors while helping the Ravens allow the ninth-fewest points per game (20.1)... Permitting 89.4 rushing yards per game, the Ravens ranked No. 5 vs. the run... Defense was ranked No. 7 overall (322.1 ypg) and No. 2 in third-down efficiency (35.0%)... Tied (KC and SD) for the league lead with 18 INTs. **2015:** Ravens ranked No. 8 in total defense (337.4 ypg), 10th in passing and 12th in rushing... In the second half of the season (final eight games), Baltimore posted the NFL's No. 2 overall defense and the No. 1 pass defense. **2014:** Led by Pro Bowlers OLB Elvis Dumervil (fourth)

COACHING BACKGROUND		
YEARS	COLLEGE/PRO TEAM	POSITION
1979-82	University of Findlay	Defensive Coordinator/Secondary
1983-86	Miami (OH)	Defensive Coordinator/Secondary
1987-89	Navy	Secondary
1990-93	Toledo	Defensive Coordinator
1994	Notre Dame	Secondary
1995-97	Michigan State	Defensive Coordinator/Inside LBs
1998-2003	Kent State	Head Coach
2004-05	New England Patriots	Linebackers
2006-09	New England Patriots	Defensive Coordinator
2010-11	Baltimore Ravens	Linebackers
2012-17	Baltimore Ravens	Defensive Coordinator

"Dean has a wealth of knowledge in understanding an offense and knows how to defend it. He is a terrific communicator and is always willing to accept feedback from players. He is a great talent evaluator and will put his players in the best position to succeed." – GM Ozzie Newsome



DEAN PEES

DEFENSE IN ELITE GROUP

The Ravens are one of three teams (Denver & Seattle) to finish in the Top 10 of total defense in each of the past three years. Ranking seventh overall (322.1 ypg) in 2016, it marked the 12th time in the past 14 seasons that Baltimore boasted a Top 10 unit.

and Mosley (first), the Ravens, who ranked No. 2 in red zone defense (42.6%), allowed league's sixth-fewest points (18.9) and eighth-fewest yards per game (336.9)...Finished tied for second in sacks (49) and allowed the fourth-fewest rushing yards per game (88.3)...Dumervil (a franchise-record 17) and OLB Terrell Suggs (12) combined to produce the most sacks (29) among NFL duos. **2013:** Unit ranked third in third-down defense (33.5%) and finished 12th both in points (22.0 ppg) and yards (335.5 ypg) allowed...Pro Bowlers NT Haloti Ngata (fifth) and Suggs (sixth) led the group that lost stalwarts LB Ray Lewis and S Ed Reed...Ravens were seventh in red zone defense, surrendering a 48.8% TD mark inside the 20...LB Daryl Smith was one of three NFL defenders to post at least 100 tackles, 5 sacks and 3 INTs (his 123 tackles led the Ravens), while his 19 PD set a team record by a LB, breaking Ray Lewis' mark of 13 in 2003...CB Lardarius Webb was tied for the league lead with 22 PD. **2012:** Led by Pro Bowl selections Ngata (fourth) and Reed (ninth), the Super Bowl-winning defense was the NFL's second best in the red zone (43.4%)...Team permitted 21.5 points per game, tying (NYG) for the NFL's 12th-best mark. **2011:** Defense allowed the NFL's third-fewest points (16.6 ppg) for the fourth-consecutive season...Two of Pees' LBs, Lewis (13th) and Suggs (fifth), were Pro Bowlers...Despite missing four games (toe injury), Lewis led the team with 95 tackles, and Suggs, who was named the 2011 Defensive Player of the Year, posted a team-leading and career-high 14 sacks, while also forcing an NFL- and franchise-high 7 FFs. **2010:** Joined Ravens as LBs coach...Ravens allowed the NFL's third-fewest points (16.9 ppg) for the third-consecutive season...Lewis led the team with 145 tackles and became the only player in NFL history with at least 35 sacks and 30 INTs.

2004-09: (with New England) 2009: Pees led the Patriots' defense that ranked 11th in the NFL in total defense (320.2 ypg) and fifth in scoring defense (17.8 ppg). **2008:** New England's defensive unit ranked 10th in the NFL, allowing just 309.0 yards per contest...Patriots surrendered 19.3 points per game and earned an 11-5 record despite using 22 different starters on defense. **2007:** NE's defense contributed to the first 16-0 regular season in NFL history...Defense ranked fourth in the NFL in yards per game (288.3), which were the fewest permitted by a Patriots' defense in 28 years...NE finished second in the league with 47 sacks and sent three starters to the Pro Bowl (LB Mike Vrabel, NT Vince Wilfork and CB Asante Samuel). **2006:** In his first season as defensive coordinator, Pees' defense set a franchise record for points allowed per game (14.8), which was second in the NFL...Defense was fourth in the NFL in take-aways (35). **2005:** Tutored a LB unit that featured three of the defense's Top 5 tacklers and accounted for 22 of the team's 33 sacks. **2004:** In his first NFL season, Pees mentored a LB group that produced three of the team's top four tacklers...Defense ranked No. 6 against the run, while the LBs recorded 27.5 sacks...LB Tedy

Bruschi earned his first Pro Bowl selection, while LB Willie McGinest paced the defense with 9.5 sacks.

1998-2003: (with Kent State) 2002: QB Joshua Cribbs became only the second player in NCAA history with two "double" (passing/rushing) 1,000-yard seasons and would later go on to break 13 different school records. **2001:** Pees led KSU to a 6-5 record, the school's best mark in 14 years and only its second winning season in 25 years...LB James Harrison – a multi-year NFL Pro Bowler – finished second in school history with 12 sacks and 20 TFL. **1998:** Named head coach.

1995-97: (with Michigan State) Was the defensive coordinator/inside LBs coach on Nick Saban's staff...Spartans qualified for a postseason bowl game in each of Pees' three seasons and finished with the 13th-ranked defense in his final year.

1994: (with Notre Dame) Was the secondary coach on Lou Holtz's staff...Coached future Pro Bowl CB Bobby Taylor during his senior year in which he was named to numerous All-American teams.

1990-93: (with Toledo) Spent four years as the defensive coordinator at Toledo, where he was first hired by head coach Nick Saban in 1990. **1992:** Pees' defense allowed just 13.9 points per game when Toledo posted an 8-3 record, including two shutout victories...Unit did not allow a second-half TD in any of their eight conference games.

1987-89: (with Navy) Held a three-year post as the Naval Academy's secondary coach.

1983-86: (with Miami-OH) Completed four years as the defensive coordinator/secondary coach. **1983:** Was the defensive coordinator and position coach for Ravens head coach John Harbaugh, who played defensive back.

1979-82: (with Findlay) First collegiate coaching experience came as the defensive coordinator/secondary coach during four seasons at the University of Findlay. **1979:** Findlay won the Division II National Championship.

1973-78: Coached six years of high school football at Elmwood (Bloomdale, OH) HS, first as an assistant coach (1973-74) and then as a head coach (1975-78).

COLLEGE: Earned his bachelor's degree in secondary education from Bowling Green State University.

PERSONAL: Pees, who attended Hardin Northern (Dola, OH) HS, received a distinguished alumni award and was inducted into the school's newly-formed Hall of Fame in 2013...Dean, who is also a member of the Hardin County Ohio Sports Hall of Fame (2011), was honored with the second annual "A Tribute to Ohio's Finest" award by Ohio State University in a spring 2015 ceremony at the university...The Dunkirk, Ohio, native was the second-ever NFL coach (Paul Brown, 2014) to receive the honor, which is also awarded to a high school and college coach from Ohio...Dean and his wife, Melody, have six children: Laura (son-in-law Austin), Meredith (son-in-law Scott), Steffani (son-in-law Brian), Matt (daughter-in-law Emily), Elli (son-in-law Chad) and Tarrin, and 10 grandchildren: Kade, Cole, Parker, twins Samantha and Brody, Julian, Ellis, Kyla, Dominic and Wyatt Dean.



RICHARD ANGULO

ASSISTANT OFFENSIVE LINE COACH

COLLEGE: WESTERN NEW MEXICO

BORN: 8/13/80, SANTA ANA, CA

EXP. (NFL/RAVENS): 10/4 (6 PLAYING / 4 COACHING)

RICHARD ANGULO is in his fourth year with the Ravens and his first as the team's assistant offensive line coach. From 2015-16, he served as Baltimore's tight ends coach after being promoted from his original position of offensive coaching intern (2014). In 2016, Angulo guided the Ravens' deep tight ends corps, which was highlighted by TE Dennis Pitta, who led the NFL in receptions (86) by a tight end and produced the second-most (tied, WR Derrick Mason - 2005) catches in Ravens single-season history. In 2015, Angulo helped lead a young tight ends group that contributed to the league's eighth-best passing attack (266.9 ypg) and a franchise record in net passing yards (4,271). During his first season in Baltimore as an offensive coaching intern, he helped provide statistical analysis, self-scouting reports and breakdowns of opposing defenses. That year, the Ravens' offense posted single-season franchise records in total points (409) and total yards (5,838). Prior to joining the Ravens, Angulo spent two years (2012-13) at Trinity International University as the Trojans' offensive line/strength and conditioning coach. Angulo also has six years of NFL playing experience as a tight end. He was originally a seventh-round draft pick of the St. Louis Rams in 2003 and spent time with the Vikings (2004-06), Bears (2006) and Jaguars (2007-08).

2014-16: (with Baltimore) 2016: TE Dennis Pitta ranked No. 1 in the NFL in catches (86) by a tight end, while his 86 receptions also stand as the most by a TE in Ravens single-season history and tie (Derrick Mason, 2005) for second overall...Pitta also finished with a career-high 729 receiving yards. **2015:** Helped guide a young TEs group led by Crockett Gillmore, who set career highs in receptions (33), receiving yards (412) and receiving TDs (4) before being placed on Injured Reserve (back)...TE Maxx Williams broke Ravens rookie tight end marks in receptions (32) and receiving yards (268)...Baltimore tallied the second-most total net yards (5,749) in team history. **2014:** Entered the NFL coaching ranks as an offensive coaching intern...Ravens set franchise records in total points (409) and total yards (5,838)...Also permitted 19 sacks, the second fewest in team history (17 in 2006) and in the NFL...QB Joe Flacco finished the season with career bests in yards (3,986) and TD passes (27).

2012-13: (with Trinity International) Spent two seasons as the offensive line/strength and conditioning coach at Trinity International. **2013:** RB Chris Elliott posted his second-

PITTA POSTS CAREER YEAR

With guidance from Rich Angulo, who coached TEs in 2016, TE Dennis Pitta ranked No. 1 in the NFL in catches by a tight end (86). The 86 grabs also stand as the most by a TE in Ravens single-season history and tie (WR Derrick Mason, 2005) for second overall.

RECEPTIONS / NFL TEs (2016 Season)

1. Dennis Pitta (Bal.) 86
2. Travis Kelce (KC) 85
3. Kyle Rudolph (Min.) 83

RAVENS RECEPTIONS (Single-Season History)

1. Derrick Mason (2007) . . . 103
2. Dennis Pitta (2016) 86
- Derrick Mason (2005) 86

consecutive 1,000-yard rushing season, becoming the first back in school history to accomplish the feat...QB Steven Anderson became TIU's all-time leader in passing yards. **2012:** Joined the Trojans and helped the offense rank 10th nationally in the NAIA, averaging 446.0 yards per game.

NFL PLAYER: (2003-08) Six-year NFL veteran who played for four teams...Appeared in 27 career games (six starts) and recorded 17 catches for 155 yards (9.1 avg.) and 1 TD in his career. **2007-08: (Jacksonville)** Posted career highs with the Jaguars, appearing in 20 games (six starts) and totaling 16 catches for 144 yards and 1 TD in two seasons. **2004-06: (Minnesota/Chicago)** Played in two games with the Vikings in 2006, recording 1 catch for 11 yards. **2003: (St. Louis)** Originally drafted in the seventh round by the Rams but did not play in any regular season games.

COLLEGE: Played TE at Western New Mexico, where he originally joined the Mustangs as a walk-on...Angulo was the first player in school history to be drafted or make an NFL active roster...Earned a bachelor's degree in rehabilitation.

PERSONAL: Attended Sandia (Albuquerque, NM) HS, where he lettered in football and basketball...During the 2013 offseason, Angulo took part in the Bill Walsh NFL Minority Coaching Fellowship with the Minnesota Vikings...Began his coaching career with a brief stint as TEs coach at Lake Forest (IL) College before joining Trinity...He and his wife, Michelle, have one daughter, Adriana (4).



COACHING BACKGROUND

YEARS	COLLEGE/PRO TEAM	POSITION
2012-13	Trinity International University	Offensive Line/Strength and Conditioning
2014	Baltimore Ravens	Coaching Intern (Offense)
2015-16	Baltimore Ravens	Tight Ends
2017	Baltimore Ravens	Assistant Offensive Line



ANDY BISCHOFF

OFFENSIVE ASSISTANT

COLLEGE: SOUTH DAKOTA

BORN: 12/8/70, FARGO, ND

EXP. (NFL/RAVENS): 5/3

ANDY BISCHOFF is in his third year with the Ravens, working with offensive coordinator/quarterbacks coach Marty Mornhinweg and assisting tight ends coach Greg Roman. During the 2016 campaign, Bischoff split time with the quarterbacks and wide receivers, helping QB Joe Flacco set a franchise record with 4,317 passing yards, adding 20 TDs. Additionally, WR Mike Wallace tallied his third-career 1,000-yard season (1,017 on 72 receptions), while WR Steve Smith Sr. registered 70 catches for 799 yards and a team-high 5 TDs. In 2015, Bischoff was part of a Baltimore offense that posted a single-season franchise-record 4,271 net passing yards and 5,749 total net yards (second most in team history). Bischoff originally joined the NFL coaching ranks with the Chicago Bears in 2013 as the TEs coach/staff coordinator. In 2014, Bischoff tutored a group led by TE Martellus Bennett, who finished first in receptions (90) and third in receiving yards (916) among NFL tight ends. During the 2013 campaign, Bennett recorded 65 catches for 759 yards and 5 TDs, contributing to 445 points scored (second in team history) and a single-season franchise-record 6,109 total net yards.

ADDITIONAL COACHING HIGHLIGHTS: Prior to joining the Chicago Bears, Bischoff spent five seasons (2008-12) and won two Grey Cup Championships with the CFL's Montreal Alouettes under Trestman. Bischoff was invited to coach at the U.S. Army High School All-American Bowl (2008) and continued to work as the Director of Football Operations for the West Team (2009-12). Raised in St. Paul, MN, Bischoff spent 14 years at Cretin-Derham Hall (St. Paul, MN) HS, coaching in several offensive capacities.

2015-16: (with Baltimore) 2016: QB Joe Flacco set a franchise record with 4,317 passing yards, adding 20 TDs, and WR Mike Wallace posted his third-career 1,000-yard season (1,017 yards on 72 receptions). **2015:** A Ravens' offense that lost six Week 1 starters to Injured Reserve generated the second-most total net yards (5,749) in franchise history and ranked eighth in the NFL with a single-season franchise-record 4,271 net passing yards with four different starting quarterbacks.

2013-14: (with Chicago) 2014: TE Martellus Bennett set career highs with 90 receptions, 916 receiving yards and 6

TDs, earning Pro Bowl alternate honors...Coached a tight ends unit that helped block for RB Matt Forte, who rushed for 1,038 yards and set an NFL single-season record for most receptions by a RB (102). **2013:** Bennett ranked the Top 10 among NFL TEs with 65 catches (tied for eighth) and 759 receiving yards...The blocking efforts by the TEs helped Forte set career highs in rushing yards (1,339) and TDs (9).

2008-12: (with CFL's Montreal Alouettes) 2012: The Alouettes finished first in the CFL's East Division. **2011:** Helped guide RB Brandon Whitaker to career highs in rushing yards (1,381), receiving yards (638), catches (72) and TDs (5). **2010:** Montreal clinched its second-straight Grey Cup title with a win over the Saskatchewan Roughriders...Named the special teams coordinator/assistant to the head coach (Marc Trestman). **2009:** The Alouettes advanced to the Grey Cup for the second-consecutive season and defeated the Roughriders...Under Bischoff's guidance, RB Avon Cobourne produced his first 1,000-yard season, led the CFL in rushing TDs (13) and was named the Grey Cup MVP. **2008:** Joined the Alouettes as the running backs/offensive quality control coach.

1993-2007: (with Cretin-Derham Hall HS, St. Paul, MN) In his first coaching role, Bischoff was the offensive line coach/run game coordinator/co-offensive coordinator (1993-2003) before becoming the assistant head coach/offensive coordinator (2004-07)...Won 168 of 190 games and earned a state title (1999)...Coached 18 offensive linemen and three tight ends that received Division-I scholarships and played in the NFL, including former Ravens C Matt Birk...Served as the dean of students for 10 years.

COLLEGE: Earned his B.A. in education from South Dakota in 1994...Was a three-year letterman as a center.

PERSONAL: Received a post master's license in administration from St. Mary's University (2006) after earning a master's degree in education administration from Mankato State University in 1998...Attended St. Paul Central (St. Paul, MN) HS...Bischoff is married to the former Brittany Fleming, and together, they have two daughters (Makena, 18) and (Morgan, 15) and a son (Jay, 2).

COACHING BACKGROUND

YEARS	COLLEGE/PRO TEAM	POSITION
1993-97	Cretin-Derham Hall HS (MN)	Offensive Line
1998-99	Cretin-Derham Hall HS (MN)	Offensive Line/Run Game Coordinator
2000-03	Cretin-Derham Hall HS (MN)	Co-Offensive Coordinator
2004-07	Cretin-Derham Hall HS (MN)	Assistant Head Coach/Offensive Coordinator
2008-09	Montreal Alouettes (CFL)	Running Backs/Offensive Quality Control
2010-12	Montreal Alouettes (CFL)	RBs/Special Teams Coord./Asst. to the HC
2013-14	Chicago Bears	Tight Ends/Staff Coordinator
2015	Baltimore Ravens	Offensive Quality Control
2016-17	Baltimore Ravens	Offensive Assistant





JOE CULLEN

DEFENSIVE LINE COACH

COLLEGE: MASSACHUSETTS

BORN: 12/15/67, QUINCY, MA

EXP. (NFL/RAVENS): 11/2

JOE CULLEN enters his second year as the Ravens' defensive line coach. He originally joined the team in 2016 following two seasons with the Tampa Bay Buccaneers in the same role. A defensive line specialist, Cullen has 28 years of coaching experience, including 10 in the NFL with five teams (Bal., TB, Cle., Jax. and Det.). In 2016, Cullen guided a D-line that contributed to Baltimore allowing just 89.4 rushing yards per game (NFL's fifth-best mark). Led by NT Brandon Williams, the Ravens extended their NFL record to 21-consecutive seasons of not permitting over 4.0 yards per carry (3.7 in 2016). Williams, named a second alternate to the Pro Bowl in 2016, ranked third among all NFL nose tackles by posting 51 total tackles, while DT Timmy Jernigan tallied 5 sacks (second on the team and tied for third among AFC DTs).

2016: (with Baltimore) The Ravens' defense ranked seventh overall (322.1 ypg) and fifth vs. the run (89.4 ypg)...NT Brandon Williams' 51 total tackles ranked third among all NFL nose tackles, while his 34 solo stops were second...DT Timmy Jernigan posted 5 sacks (second on the team), tying (Jurrell Casey, Ndamukong Suh & Kyle Williams) for the AFC's third most...Jernigan's 9 TFL also ranked sixth among AFC DTs.

2014-15: (with Tampa Bay) Over two seasons with Cullen guiding the Bucs' defensive line, Tampa Bay ranked No. 7 in the NFL in combined tackles for loss (173) and sacks (74). **2015:** The Bucs' defense ranked 10th overall in total yards allowed per game (340.4) and second in yards per rush, permitting a staunch 3.4-yard per carry average...Bucs were also 10th in the NFL in sacks per pass play...Their D-line accounted for 27.5 of the team's 38 sacks, including a team-leading 8.5 by DT Gerald McCoy, who earned his fourth-straight Pro Bowl...The 8.5 ranked fourth among NFL DTs. **2014:** Joined the Bucs as defensive line coach and guided a group that tallied 33 sacks, tying for the fourth-most among NFL D-lines...Pass rush was led by McCoy, whose 8.5 sacks tied for the third most by a DT in the NFL...The Bucs' run defense held opposing rushers to 3.9 yards per carry, the NFL's seventh-lowest mark.

2013: (with Cleveland) Browns had one of the best defensive turnarounds in team history...After finishing 23rd in the league in 2012, Cleveland ranked ninth in total defense (332.4 ypg) in 2013, marking the team's best finish since 1994...The D-line helped limit opponents to an average of 3.9 yards per rush (eighth in the NFL) and marked the team's lowest average in 18 years...Cleveland also posted 40 sacks, its most since 2001.

2010-12: (with Jacksonville) Cullen spent three seasons as the Jaguars' defensive line coach, helping develop defensive tackle Tyson Alualu, the 10th-overall pick in 2010...Under Cullen, Alualu started all 48 games and led the club in sacks (3.5) in 2012. **2011:** DE Jeremy Mincey recorded career-best totals with 57 tackles and a team-leading 8 sacks and 4 FFs...Jaguars ranked No. 6 in the NFL in yards allowed (313.0 ypg), improving from 28th in 2010... Also finished fifth in the league in yards per carry (3.8), improving from 30th the previous season.

2009: (with Idaho State) Served as defensive line coach.

2006-08: (with Detroit) Spent three seasons as the Lions' defensive line coach...Under Cullen, a number of players recorded career-best sack totals, including Shaun Rogers (7 in 2007), Jared DeVries (6.5 in 2007), Dewayne White (6.5 in 2007 & 2008) and Cory Redding (8 in 2006). **2008:** Lions finished 10th in the NFL in sacks per pass attempt...Also helped develop Cliff Avril, who led all rookies in sacks (5) and FFs (4). **2007:** Detroit tied for ninth in sacks with 37.

2005: (with Illinois) Spent one season as a defensive assistant with the Illini.

2002-04: (with Indiana) **2004:** In his final season at Indiana, as its defensive coordinator, Cullen helped the Hoosiers defeat two ranked teams in the same season for the first time since 1989. **2002:** Joined the Hoosiers as defensive line coach.

2001: (with Memphis) Coached the Tigers' defensive line.

1999: (with Louisiana State) Was LSU's defensive line coach.

1992-98, 2000: (with Richmond) Spent eight seasons at Richmond, including three as defensive coordinator (1997-98, 2000)...The Spiders led the Atlantic 10 in total defense in all three seasons he served as coordinator. **2000:** Defense ranked fourth nationally vs. the run and 14th in scoring, despite playing the country's toughest schedule...Recorded a 10-3 record and an appearance in the I-AA quarterfinals. **1998:** Richmond was 9-2 and won the Atlantic 10 title, advancing to the I-AA playoffs.

1990-91: (with Massachusetts) Began his coaching career at his alma mater, first overseeing the running backs in 1990 and then the defensive line in 1991.

COLLEGE: Played nose guard at UMass from 1986-89, where he was a three-time All-Conference honoree...Earned his bachelor's degree in sports management.

PERSONAL: Joe and his wife, Andrea, were married in June 2013 and have two daughters: Julia (2) and newborn Justina.

COACHING BACKGROUND

YEARS	COLLEGE/PRO TEAM	POSITION
1990	Massachusetts	Running Backs
1991	Massachusetts	Defensive Line
1992-96	Richmond	Defensive Line
1997-98, 2000	Richmond	Defensive Coordinator
1999	Louisiana State	Defensive Line
2001	Memphis	Defensive Line
2002-03	Indiana	Defensive Line
2004	Indiana	Defensive Coordinator
2005	Illinois	Defensive Assistant
2006-08	Detroit Lions	Defensive Line
2009	Idaho State	Defensive Line
2010-12	Jacksonville Jaguars	Defensive Line
2013	Cleveland Browns	Defensive Line
2014-15	Tampa Bay Buccaneers	Defensive Line
2016-17	Baltimore Ravens	Defensive Line



JOE D'ALESSANDRIS

OFFENSIVE LINE COACH

COLLEGE: WESTERN CAROLINA

BORN: 4/29/54, SEWICKLEY, PA

EXP. (NFL/RAVENS): 9/1

JOE D'ALESSANDRIS (pronounced dell-ah-SAN-dress), a 39-year coaching veteran, joined the Ravens in 2017 as the team's offensive line coach. D'Alessandris has extensive experience guiding and developing offensive linemen, both in the collegiate ranks and in the pros. Since 2008, when he transitioned to the NFL, he's mentored offensive linemen for the Kansas City Chiefs, Buffalo Bills and most recently, the San Diego Chargers. Prior to that, D'Alessandris spent time tutoring players in the NCAA, the Canadian Football League (Ottawa and Memphis) and the World League (Birmingham).

2002-07: (with Georgia Tech) Spent six years as the offensive line coach for the Yellow Jackets...Helped develop a number of standout Georgia Tech offensive linemen, preparing them for the NFL, including T Nat Dorsey, who was drafted by Minnesota in 2004, G Mansfield Wrotto (Seattle, 2007) and G Andrew Gardner (Miami in 2009).

1997-2001: (with Duke University) Coached the Blue Devils' offensive line for five years...D'Alessandris tutored several O-linemen who went on to play in the NFL, including G Lenny Friedman, who was drafted in the second round by the Denver Broncos ('99) and enjoyed a 10-year pro career, and T Drew Strojny (a 2004 draft pick by the NYG).

1979-96: D'Alessandris spent his first 20 years coaching mainly the offensive line position both in the collegiate ranks and in the Canadian Football League (Ottawa and Memphis) and World League (Birmingham)...Entered the coaching ranks as an offensive line coach for Livingston University, following one year as a graduate assistant at his alma mater (Western Carolina).

COLLEGE: Earned four letters as an offensive guard at Western Carolina University...Was named Team MVP and team captain as a senior...Graduated with dual degrees in parks & recreation and health & physical education, also earning a master's degree in education two years later... While working toward his master's, he began coaching as a graduate assistant for the WCU Catamounts.

PERSONAL: D'Alessandris attended Center (Aliquippa, PA) HS...Was inducted in 2010 into the Beaver County (PA) Sports Hall of Fame and the Center High School Hall of Fame...Joe and his wife, Toni, have three daughters: Kelly, Emily and Anna...Kelly recently married her husband, Eric, and Anna and her husband, Allen, have a son, Maxwell, and newborn daughter, Ella Murray.

ADDITIONAL COACHING HIGHLIGHTS: During his nearly 40 years of experience, D'Alessandris has primarily coached the offensive line position. While at the collegiate level, he helped several O-linemen reach the NFL, including Duke G Lenny Friedman, who spent 10 years in the league, and Georgia Tech G Andrew Gardner, who is an eight-year veteran most recently with the San Francisco 49ers.


2013-15: (with San Diego) Led the Chargers' offensive line for three seasons, helping develop talented linemen LT King Dunlap and G/T D.J. Fluker. **2014:** Despite being riddled with injuries, Chargers linemen protected QB Philip Rivers, who threw for 4,286 yards and 31 TDs. **2013:** San Diego made the playoffs and allowed only 30 sacks, tied for fourth fewest in the NFL...Team also ran for over 100 yards in 12 of 16 games.

2010-12: (with Buffalo) Spent three seasons as the team's offensive line coach. **2011:** Bills led the NFL in fewest sacks allowed (23)...The 23 were Buffalo's third fewest during a 16-game season. **2010:** Hired as the Bills' offensive line coach.

2008-09: (with Kansas City) Spent two seasons as the team's assistant offensive line coach. **2009:** G Brian Waters earned his first Pro Bowl, and RB Jamaal Charles collected his first 1,000-yard rushing season. **2008:** Made his NFL coaching debut with the Chiefs.

COACHING BACKGROUND

YEARS	COLLEGE/PRO TEAM	POSITION
1977-78	Western Carolina	Graduate Assistant
1979-82	Livingston University	Offensive Line
1983	Livingston University	Offensive Coordinator & Offensive Line
1984-85	Memphis	Offensive Line
1986-87	Tennessee-Chattanooga	Offensive Coordinator & Offensive Line
1988-89	Tennessee-Chattanooga	Offensive Line
1990	Ottawa (Canadian Football League)	Offensive Line
1991-92	Birmingham (World League)	Offensive Line
1993	Samford	Offensive Line & Asst. Head Coach
1994	Texas A&M	Offensive Line
1995	Memphis (Canadian Football League)	Offensive Line
1996	University of Pittsburgh	Offensive Line
1997-2001	Duke	Offensive Line
2002-07	Georgia Tech	Offensive Line
2008-09	Kansas City Chiefs	Assistant Offensive Line
2010-12	Buffalo Bills	Offensive Line
2013-15	San Diego Chargers	Offensive Line
2017	Baltimore Ravens	Offensive Line





BOBBY ENGRAM
 WIDE RECEIVERS COACH
 COLLEGE: PENN STATE
 BORN: 1/7/73, CAMDEN, SC
 EXP. (NFL/RAVENS): 19/4 (14 PLAYING, 5 COACHING)

BOBBY ENGRAM, who enjoyed a 14-year NFL playing career, is in his fourth season as the Ravens’ wide receivers coach. In his third year (2016) guiding Baltimore’s receivers, Engram’s group helped record the second-most net passing yards in team history (4,100), including a franchise-best 4,317 passing yards by QB Joe Flacco. Engram also helped WR Mike Wallace achieve his third-career 1,000-yard campaign (1,017 yards on 72 receptions) in the receiver’s first season with the Ravens. WR Steve Smith Sr., in his 16th and final campaign, led the team with 5 TD receptions, adding 70 catches and 799 yards in 2016. Smith Sr. finished his illustrious career ranked seventh on the NFL’s all-time receiving yards chart (14,731) and 12th in receptions (1,031). Second-year WR Breshad Perriman, who missed his entire 2015 rookie campaign with a knee injury, averaged a team-high 15.1 yards per catch and finished with 33 catches for 499 yards and 3 TDs. Prior to entering the coaching ranks, Engram’s successful NFL playing career spanned 14 seasons (1996-2009) and three teams (Chicago, Seattle and Kansas City). Originally a second-round draft pick by the Bears, Engram played in 176 career games, totaling 650 receptions for 7,751 yards and 35 TDs.

ADDITIONAL COACHING HIGHLIGHTS: In 2015, the Ravens set a single-season record by averaging 266.9 passing yards per game despite several key injuries. In 2014, Engram’s receiving corps boasted both a 1,000-yard receiver (Smith Sr.) and a wideout who scored a team-leading 11 touchdowns (Torrey Smith). The Ravens finished eighth in the NFL in scoring with a franchise-record 409 total points (25.6 ppg) and 12th overall in total yards per game (364.9). The longtime NFL wideout also spent two seasons (2012-13) coaching receivers at the University of Pittsburgh. In his first year with the Panthers, two of Engram’s receivers (Mike Shanahan and Devin Street) earned All-Big East honors, the first time in school history the feat had been accomplished in the same season. Both players had the best statistical production of their careers. Shanahan tallied 983 yards on 62 receptions, while Street had

975 yards on 73 catches, nearly giving Pitt an unprecedented two 1,000-yard receivers in the same season. In 2011, Engram began his coaching career with the San Francisco 49ers as an offensive assistant.

2014-16: (with Baltimore) 2016: Engram’s receivers helped QB Joe Flacco set a single-season franchise record with 4,317 passing yards...WR Mike Wallace led the team and recorded his third-career 1,000-yard campaign (1,017 yards on 72 catches), including the longest offensive play in Ravens regular season history with a 95-yard TD reception vs. Pit. (11/6)...Wallace also had an NFL-high 5 receptions of at least 50 yards...WR Steve Smith Sr. led the team with 5 TD receptions in his final NFL season. **2015:** Ravens set a franchise record by averaging 266.9 passing yards per game, despite having four starting QBs (Flacco, Matt Schaub, Jimmy Clausen and Ryan Mallett) for the first time in team history...WR Kamar Aiken, had a breakout year, filling in for the veteran Smith Sr. (Achilles/back), who missed nine games...Aiken posted team highs in catches (74), receiving yards (944) and receiving TDs (5). **2014:** In his first season, Engram guided a talented Ravens receiving corps that boasted a 1,000-yard receiver in Smith Sr. and the team leader in touchdowns in WR Torrey Smith (11)...Smith Sr. led the team with 79 receptions for 1,065 yards, including a season-long 80-yard TD...Torrey Smith’s 11 receiving TDs ranked second most in single-season team history (Michael Jackson, 14 in 1996)...Ravens set franchise records with 409 points scored and 5,838 yards...Joined Ravens as wide receivers coach.

2012-13: (with University of Pittsburgh) 2013: Engram guided WR Tyler Boyd to a record-breaking freshman season...Boyd (85 catches for 1,174 yards) earned All-ACC and Freshman All-American honors while breaking freshman school receiving records previously held by Arizona Cardinals Pro Bowl WR Larry Fitzgerald. **2012:** In his first campaign as the Panthers’ wide receivers coach, two of Engram’s wide receivers (Mike Shanahan and Devin Street) earned All-Big East honors in

COACHING BACKGROUND		
YEARS	COLLEGE/PRO TEAM	POSITION
2011	San Francisco 49ers	Offensive Assistant
2012-13	University of Pittsburgh	Wide Receivers
2014-17	Baltimore Ravens	Wide Receivers

“Bobby offers me a tremendous amount of help as both a football player and as a person, and he’s one of the best mentors I’ve ever been around. Not only has he helped me become a better man, but he helps bring out the best in me and the rest of our receivers group on the football field.”
 – WR Mike Wallace



BOBBY ENGRAM

the same season, the first time in school history the feat had been accomplished...Both players each tallied nearly 1,000 receiving yards (Shanahan, 62 catches for 983 yards and Street, 73 catches for 975 yards).

2011: (with San Francisco) Entered the coaching ranks as an offensive assistant under then-first-year head coach Jim Harbaugh and the 49ers, who earned a trip to the NFC Championship game.

NFL PLAYER (1996-2009): Engram, who was a 1996 second-round pick (No. 52 overall) out of Penn State by the Bears, spent five seasons in Chicago...In 2001, he signed as a free agent with the Seahawks and played eight seasons (2001-08) in Seattle before finishing his career with the Kansas City Chiefs (2009)...In 176 games (113 starts), he compiled 650 receptions for 7,751 yards and 35 TDs...Engram also played in nine NFL postseason contests, including Super Bowl XL (2005) as a member of the Seahawks, posting 6 catches for 70 yards against the Pittsburgh Steelers. **2009: (with KC)** Played in his final NFL season with the Chiefs. **2001-08: (with Sea.)** Engram totaled 4,859 yards on 399 receptions and 18 TDs in Seattle. **2007:** Set career highs with 94 receptions and 1,147 receiving yards and tied his career best with 6 TDs...The 94 catches are a Seahawks' single-season record. **2005:** Voted as Seattle's recipient of the Ed Block Courage Award. **1996-2000: (with Chi.)** In his first five NFL seasons, Engram registered 246 catches for 2,831 yards and 17 TDs for the Bears.

COLLEGE: One of the most prolific and decorated receivers in Penn State football history and the inaugural recipient (1994) of the Biletnikoff Award as the nation's top receiver, Engram was a three-time All-American and three-time All-Big Ten selection (1993-95) for the Nittany Lions...Penn State earned a 31-5 record during that span...During his award-winning junior season (1994), Engram caught 52 passes for 1,029 yards (19.8 avg.) and 7 TDs...Engram is one of only two players (Allen Robinson, 2012 and 2013) in Penn State history to twice compile 1,000 receiving yards in a season (1994 and 1995)...Nearly two decades after his final collegiate season, Engram still ranks as the Nittany Lions' all-time leader in receiving yards (3,026), receiving touchdowns (31) and 100-yard receiving games (16)...Also ranks third in school history in receptions (167) and second with 786 career punt return yards...Graduated from Penn State with a degree in exercise and sport science in 1995.

PERSONAL: Born and raised in Camden, SC, Engram attended Camden (SC) HS, where he was a three-time All-State selection at wide receiver...Established the "Bobby Engram Foundation," which aids in the research of sickle cell anemia...Engram, who played eight of his 14 NFL seasons in Seattle, was voted in 2015 by Seahawks fans as one of 40 players to make their 40th Anniversary team...Bobby and his wife, Deanna, have two daughters, Bobbi and Phoebe, and two sons, Dean and Trey.

WONDERFUL WALLACE



In 2016, **WR Mike Wallace** completed his first season with the Ravens, ranking 21st in the NFL with a team-high 1,017 receiving yards and 4 TDs on 72 catches. Since he entered the NFL in 2009, Wallace, Rob Gronkowski, Jordy Nelson and Calvin Johnson (retired) are the only players to produce at least 50 receiving TDs and sport a 15.0 ypc average. (Wallace has an impressive 53 TDs and a 15.1 avg.)

PLAYERS WITH 50 REC. TOUCHDOWNS & 15.0 YPC AVG. (Since Wallace's First Season in 2009)

Player (Team)	Rec.	Yards	Avg.	LG	TDs
Rob Gronkowski (NE)	405	6,095	15.0	76t	68
Calvin Johnson (retired)	605	9,532	15.8	87t	67
Jordy Nelson (GB)	464	7,000	15.1	93t	61
Mike Wallace (Bal.)	486	7,324	15.1	95t	53

Wallace Quick Hits:

- Wallace owns 71 career catches of at least 25 yards, ranking fourth among active players since he entered the NFL in 2009.
- Wallace's 15.1 career yards-per-catch average ranks eighth best in the NFL among active players.
- In 2016's Week 7 game at NYJ, Wallace produced a career-high 10 catches for 120 yards, including a 53-yarder.
- His 95-yard TD catch and run vs. Pit. (11/6/16) is the longest offensive play in Ravens regular season history and was the NFL's second-longest play from scrimmage in 2016.



TOGETHER



THOMAS HAMMOCK

RUNNING BACKS COACH

COLLEGE: NORTHERN ILLINOIS

BORN: 7/7/81, JERSEY CITY, NJ

EXP. (NFL/RAVENS): 4/4

THOMAS HAMMOCK is in his fourth year as the Ravens' running backs coach. In 2016, RB Terrance West produced his best year as a pro after rushing for a team- and career-high 774 rushing yards and 5 TDs, while rookie RB Kenneth Dixon averaged a team-best 4.3 yards per carry (88 rushes for 382 yards and 2 TDs). FB Kyle Juszczyk, who led the NFL in catches (37) and receiving yards (266) by a fullback, earned his first Pro Bowl nod under Hammock's guidance. In 2015, RB Justin Forsett, ran for 641 yards in the first 10 games, before being placed on Injured Reserve with a broken arm. Rookie RB Javorius Allen tallied 514 rushing yards, adding 353 receiving, during a season in which Baltimore set a franchise low with 383 rushing attempts. In the passing game, however, the Ravens' backfield accounted for 127 receptions for 879 yards (6.9 ypc), also helping protect the QBs (Baltimore allowed the NFL's third-fewest sacks, 24.) In 2014, the Ravens ranked eighth in the NFL with 126.2 rushing yards per game. Forsett earned his first Pro Bowl after he produced a career-high 1,266 rushing yards (NFL's fifth most) and led the league in runs of 20-plus yards (a team-record 17). His franchise-record 5.4 yards-per-carry average ranked first among NFL RBs. The team also produced 16 rushing TDs, tying for the NFL's fifth most.


ADDITIONAL COACHING HIGHLIGHTS: Prior to joining the Ravens, Hammock spent 11 years on the collegiate coaching circuit, including the final three (2011-13) as the University of Wisconsin's assistant head coach/running backs/recruiting coordinator. During that 11-year span, Hammock twice coached the country's leading rusher: In 2011, he guided Wisconsin RB Montee Ball to a nation-leading 1,923 rushing yards. While at his alma mater, Northern Illinois, he tutored RB Garrett Wolfe, who registered an NCAA-best 1,928 rushing yards (148.3 ypg) in 2006. Wolfe concluded his collegiate career as the NCAA's all-time leader in yards per carry (6.40 – minimum 780 rushes) and ranked fourth in career rushing (156.5 ypg), becoming one of four players in

college football history to post at least 1,500 rushing yards in three different seasons. Ball was drafted in 2013 by the Broncos (second round) and Wolfe by the Bears in 2007 (third round). Prior to his time with the Badgers, Hammock coached at the University of Minnesota from 2007-10, serving as its RBs coach all four seasons and also as co-offensive coordinator in 2010. Hammock guided the RBs at Northern Illinois from 2005-06 following two years (2003-04) as a graduate assistant at Wisconsin.

2014-16: (with Baltimore) 2016: FB Kyle Juszczyk earned his first Pro Bowl nod after leading the NFL in catches (37) and receiving yards (266) by a fullback...RB Terrance West led the team with a career-high 774 rushing yards and 5 TDs...Rookie RB Kenneth Dixon finished with 382 rushing yards and 2 TDs. **2015:** From 2014-15, Pro Bowl RB Justin Forsett led the NFL in rushes of 20-plus yards (22)...Forsett missed the final six games in 2015 with a broken arm, rushing for 641 yards before his injury...Rookie RB Javorius Allen tallied 514 yards (adding 353 receiving)...Team produced a franchise-low 383 rushing attempts, but RBs helped protect Ravens QBs, as Baltimore allowed the NFL's third-fewest sacks (24). **2014:** In his first season with the Ravens, Hammock guided a rushing attack that returned to form, ranking eighth in the NFL with 126.2 rushing yards per game...Unit was led by Forsett, who produced a career-high 1,266 rushing yards (NFL's fifth most) and led the league in runs of 20-plus yards (a team-record 17)...Forsett, whose franchise-record 5.4 yards-per-carry average ranked first among NFL RBs, earned his first Pro Bowl in his initial season in Baltimore...Ravens pounded 16 rushing TDs, tying for NFL's fifth most...In addition, Baltimore RBs contributed 76 receptions in the passing game, and second-year fullback and first-year starter Juszczyk helped the Ravens allow the NFL's second-fewest sacks (19)... Baltimore set single-season records in scoring (409 points) and total offense (5,838 yards).

COACHING BACKGROUND

YEARS	COLLEGE/PRO TEAM	POSITION
2003-04	Wisconsin	Graduate Assistant - Offense
2005-06	Northern Illinois	Running Backs
2007-09	Minnesota	Running Backs
2010	Minnesota	Co-Offensive Coordinator/RBs
2011-13	Wisconsin	Asst. HC/RBs/Recruiting Coordinator
2014-17	Baltimore Ravens	Running Backs



"No matter who it is in our group, Coach Hammock pushes us to the limit every day and makes us all better for it. He's always up front and honest with us as players, and we appreciate that, because it helps make us better individually and as a unit."

– RB Terrance West

THOMAS HAMMOCK

2011-13: (with Wisconsin) In three seasons as Wisconsin's running backs coach, the Badgers ranked third nationally in rushing yards per attempt (5.7), fourth in rushing touchdowns (121) and seventh in rushing yards per game (251.1), also leading the Big Ten in each of those categories...UW running backs also amassed 40 games with over 100 rushing yards, the most in the country during that span. **2013:** Wisconsin ranked eighth nationally after averaging 283.8 rushing yards per game en route to rushing for a school-record 3,689 yards... The Badgers also set an NCAA high and school standard for individual 100-yard rushing performances in a season (20)... Despite losing RB Montee Ball to the NFL Draft, Wisconsin's running game continued to flourish behind senior RB James White, sophomore RB Melvin Gordon and true freshman RB Corey Clement...Gordon and White each earned second-team All-Big Ten honors, while Gordon was named a semifinalist for both the Maxwell Award (nation's top player) and Doak Walker Award (top RB)...Clement added 547 rushing yards and 7 rushing TDs...Gordon (1,609) and White (1,444) set the all-time NCAA record for rushing yards by a pair of teammates in a season, combining for 3,053 yards...The tandem made Wisconsin the nation's only team to produce multiple running backs that averaged more than 100 yards per game...(Gordon became the second all-time single-season rusher in FBS history with 2,587 yards in 2014.) **2012:** Wisconsin rushed for 236.4 yards per game, the nation's 13th-best mark... Badgers were one of three teams in the nation with three backs who each rushed for over 550 yards...Ball became the NCAA's all-time leader in rushing touchdowns (77) and won the Doak Walker Award as the nation's top running back after producing 1,830 rushing yards (second in the NCAA in 2012) and 22 ground scores...Ball also earned his second-consecutive Ameche-Dayne Big Ten Running Back of the Year award. **2011:** In Hammock's first year coaching running backs at Wisconsin, the Badgers ranked 11th nationally after averaging 235.6 yards per contest...Hammock helped Ball lead the nation in rushing yards (1,923) and tie Barry Sanders' NCAA single-season TDs record (39), with Ball being named a Heisman Trophy finalist...Ball also earned the Big Ten's Graham-George Offensive Player of the Year Award and was a consensus first-team All-America selection.

2007-10: (with Minnesota) In 2010, after three seasons (2007-09) as running backs coach, Hammock was named the Gophers' co-offensive coordinator. **2010:** Minnesota moved up 26 spots nationally in rushing and 34 spots in total offense...Took over play-calling duties for the final five contests following a mid-season coaching transition... Helped the team secure wins in its final two games, including its first rivalry win in four years, defeating Iowa for the Floyd of Rosedale trophy.

2005-06: (with Northern Illinois) Spent two seasons as NIU's RBs coach in his first full-time coaching role...Hammock guided Huskies RB Garrett Wolfe, who concluded his collegiate career as the NCAA's all-time leader in yards per carry (6.40 – minimum 780 rushes) and ranked fourth in career rushing (156.5 ypg)...Wolfe was selected by the Chicago Bears in the 2007 NFL Draft's third round and is one of four players in college football history to post at least 1,500 rushing yards in three different seasons. **2006:** Wolfe registered an NCAA-best 1,928 rushing yards (148.3 ypg) and posted over 1,500 rushing yards for the third-consecutive season. **2005:** Despite playing in only nine games, Wolfe rushed for 1,580 yards and 16 TDs in Hammock's first year guiding the running backs.

2003-04: (with Wisconsin) Served as an offensive graduate assistant in his first coaching role, helping guide the team to the Music City Bowl (2003) and Outback Bowl (2004).

COLLEGE: Played running back at Northern Illinois and finished ninth on the school's all-time rushing list (2,432 yards)...Ran for 1,083 yards – the nation's 12th most – as a sophomore in 2000 and produced 1,095 rushing yards as a junior in 2001...Hammock's senior campaign was derailed due to a potentially life-threatening heart condition in 2002, and though he was forced to stop playing, he became a student coach for NIU, helping RB Michael Turner tally 1,915 rushing yards, which set a MAC single-season record.

PERSONAL: Born in Jersey City, NJ, Hammock earned his bachelor's degree in marketing from Northern Illinois in 2002 and a master's in educational leadership and policy analysis from Wisconsin in 2004...He and his wife, Cheyennitha, have a daughter, Tierra (8), and a son, Thomas Douglas (4).



RUN GAME NOTES

- Says John Harbaugh: "Running the football is part of our DNA in Baltimore." Under Harbaugh (since 2008), the Ravens have averaged the NFL's 13th-most rushing yards per game (115.2).
- Since 2008, the Ravens' 126 rushing TDs rank seventh in the NFL, while their 4,071 rushing attempts also stand seventh.
- Under Harbaugh, when rushing for at least 125 yards in a game, the Ravens have produced a 44-8 record. Baltimore is 26-5 when rushing for at least 150 yards during the Harbaugh Era, which the team did (151) in 2016's Week 15 win vs. Philadelphia (pictured at right with RB Terrance West).
- Dating back to 2008, when John Harbaugh was named head coach, the Ravens have averaged 133.0 rushing yards per game in the months of December/January.





CHRIS HEWITT

SECONDARY COACH

COLLEGE: CINCINNATI

BORN: 7/22/74, KINGSTON, JAMAICA

EXP. (NFL/RAVENS): 9/6 (3 PLAYING / 6 COACHING)

CHRIS HEWITT was named the team's secondary coach in 2017 after serving as the defensive backs coach from 2015-16 and the assistant secondary coach in 2014. Entering his sixth-overall season in Baltimore, Hewitt also spent two years (2012-13) helping guide a Ravens' special teams unit led by special teams coordinator/associate head coach Jerry Rosburg, for whom Hewitt played at the University of Cincinnati while Rosburg was an assistant. In 2016, Baltimore's ninth-ranked pass defense (232.8 ypg) tied (KC & SD) to produce the NFL's most INTs (18). The Ravens also forced 28 turnovers, tying (Ari. & SD) for the NFL's fourth most.

ADDITIONAL COACHING HIGHLIGHTS: In 2015, Baltimore's defense allowed the NFL's eighth-fewest yards per game (337.4), finishing No. 2 overall (291.1 ypg) and No. 1 against the pass (183.3 ypg) during the season's final eight games. In 2014, the Ravens allowed the NFL's sixth-fewest points (18.9 ppg) and eighth-fewest yards per game (336.9), even though Baltimore's secondary was hit hard by injuries, with six DBs (five CBs and one safety) being placed on Injured Reserve. With Hewitt helping coach special teams from 2012-13, the Ravens ranked in the Top 5 of the annual comprehensive special teams report by Rick Gosselin of *The Dallas Morning News*, finishing fifth in 2013 and second in 2012. (Gosselin's report is recognized by NFL teams as the special teams measuring stick.)

2012-16: (with Baltimore) 2016: The Ravens' defense ranked seventh overall (322.1 ypg), making Baltimore one of three teams (Den. & Sea.) to finish ranked in the NFL's Top 10 in each of the past three seasons...Baltimore's ninth-ranked pass defense (232.8 ypg) tied (KC & SD) to produce the NFL's most INTs (18)...The Ravens allowed the league's ninth-fewest points per game (20.1)...S Eric Weddle earned Pro Bowl honors, registering a team-high 4 INTs (tied with LB C.J. Mosley) and career-high 13 PD. **2015:** Baltimore's eighth-ranked defense (337.4 ypg) allowed a league-best 183.3 passing yards per game in the season's second half

and helped permit the NFL's second-fewest total net yards (291.1 ypg) during that span (final eight games). **2014:** Even while battling injuries throughout the season (six DBs were placed on Injured Reserve), the Ravens' secondary helped Baltimore's "D" allow the NFL's sixth-fewest points (18.9 ppg) and eighth-fewest yards per game (336.9)...Named assistant secondary coach. **2013:** K Justin Tucker earned his first Pro Bowl nod after producing the then-second-best field goal success rate (92.7, 38-of-41) in Ravens single-season history...Tucker also set a then-franchise record with 140 points and kicked 3 game-winning FGs, including a Ravens-record 61-yarder at Detroit...WR/RS Tandon Doss led the NFL in punt return average (15.6)...The Ravens were second in kickoff return average (26.4) and third in punt return average (14.2), posting an NFL-high 12 punt returns of 20-plus yards. **2012:** Pro Bowl RS Jacoby Jones led the NFL in KOR average (30.7) and posted a league-best 2 KOR-TDs...Jones tied a league-high 3 kick return TDs (108- and 105-yard KORs and 63-yard PR) and set a Super Bowl record with 290 combined yards, including an NFL-postseason-record 108-yard KOR-TD...Joined the Ravens as assistant special teams coach.

2004-11: (with Rutgers) 2010-11: Was the Scarlet Knights' RBs coach and mentored RB Jawan Jamison, who joined Ray Rice in becoming just the third freshman in Rutgers history to rush for 200 yards in a game. **2008-09:** Named the team's CBs coach prior to the 2008 season...Rutgers ranked second in the Big East in pass defense in 2008 (191.3 ypg) and 2009 (204.5 ypg). **2005-07:** Was director of speed and skill development...Aided by Hewitt's training, Rice set all-time school rushing records with 910 attempts for 4,926 yards, 49 TDs and a 90-yard long gain...Rice became the first player in Rutgers history to rush for 1,000-plus yards in three seasons (2005-07). **2004:** Joined Rutgers' staff as a graduate assistant.

2003: (with Notre Dame) Served as the assistant strength and conditioning coach.



COACHING BACKGROUND

YEARS	COLLEGE/PRO TEAM	POSITION
2003	Notre Dame	Strength and Conditioning Assistant
2004	Rutgers	Graduate Assistant
2005-07	Rutgers	Dir. of Speed and Skill Development
2008-09	Rutgers	Cornerbacks
2010-11	Rutgers	Running Backs
2012-13	Baltimore Ravens	Assistant Special Teams
2014	Baltimore Ravens	Assistant Secondary
2015-16	Baltimore Ravens	Defensive Backs
2017	Baltimore Ravens	Secondary

"One of the things I admire about Coach Hewitt is how much he cares about the well-being of his players. He pushes us to excel on the field, and he helps guide us off of it. We have a lot of respect for who he is as a coach and a man." — CB Jimmy Smith

CHRIS HEWITT

NFL PLAYER: (1997-99 with New Orleans) Signed with the Saints as a rookie free agent in 1997 and played in 39 games (four starts)...Played defensive back, serving primarily on special teams... Totaled 29 tackles (22 solo) from scrimmage, 3 sacks, 1 PD, 1 FF and 1 FR...Recorded 7 special teams tackles (6 solo) for the Saints' kickoff coverage team that ranked fifth in the NFL in average opponent starting position (23.8-yard line) in 1998... Was named the NFC Special Teams Player of the Week in Week 12 vs. Seattle (11/16/97) after blocking a punt that led to a crucial field goal.

COLLEGE: Was a four-year letterman at Cincinnati and a two-time All-Conference USA selection (1995-96) as a DB... Played for Jerry Rosburg, who was the team's LBs, special

teams and secondary coach (1992-95), and John Harbaugh, who was the Bearcats' special teams, TEs, OLBs and RBs coach (1989-94) and assistant head coach (1995-96)... Totaled 80 tackles and 2 INTs in his senior season... Earned a bachelor's degree in criminal justice.

PERSONAL: Participated in the NFL's Minority Coaching Fellowship Program, completing training camp stints with the Ravens (2006 and 2008), Eagles (2005) and Browns (2001)... Played football, basketball and track at Dwight Morrow (Englewood, NJ) HS... Was born in Kingston, Jamaica before moving to New Jersey when he was 5 years old... Chris and his wife, Tanisha, have three daughters (Azia, Brianna and Christina) and a son (Christopher, Jr.).

PROFITABLE RETURNS



In 2016, Baltimore's defense produced an NFL-high 18 interceptions (tied with KC & SD). Additionally, the Ravens forced 28 turnovers, tying (Ari. & SD) for fourth most in the league.

MOST NFL INTERCEPTIONS (2016)

Rk.	Team	INTs
1.	Baltimore Ravens	18
	Kansas City Chiefs	18
	San Diego Chargers	18
4.	Five Teams	17
9.	Three Teams	16

MOST TURNOVERS FORCED (2016)

Rk.	Team	TOs
1.	Kansas City Chiefs	33
2.	Oakland Raiders	30
3.	Tampa Bay Bucs	29
4.	Baltimore Ravens	28
	Arizona & San Diego	28

THE SECONDARY'S SERGEANT

S Eric Weddle's 23-career INTs tie for sixth among active safeties. In his first year as a Raven (2016), he earned Pro Bowl honors by producing a team-high 4 picks (tied with LB C.J. Mosley) and 89 tackles (second on the team). The four-time NFL All-Star has posted 902 tackles, 83 PD, 7.5 sacks, 6 FFs and 4 FRs during his career.

NFL INTERCEPTIONS LEADERS / ACTIVE NFL SAFETIES

Rk.	Player	INTs	Yards	TDs
1.	DeAngelo Hall (Was.)	43	838	5
2.	Reggie Nelson (Oak.)	35	483	1
3.	Mike Adams (Car.)	25	284	2
	Jairus Byrd (FA)	25	468	2
	Michael Griffin (FA)	25	328	1
6.	Eric Weddle (Bal.)	23	382	3
	Earl Thomas (Sea.)	23	295	1





CHRIS HORTON

ASSISTANT SPECIAL TEAMS COACH

COLLEGE: UCLA

BORN: 12/29/84, LOS ANGELES, CA

EXP. (NFL/RAVENS): 7/4 (3 PLAYING / 4 COACHING)

CHRIS HORTON was promoted to assistant special teams coach in 2016, working with special teams coordinator/associate head coach Jerry Rosburg. Horton has helped Baltimore's special teams units perform outstandingly in the two years he's been involved. In the annual special teams report from *The Dallas Morning News*, senior NFL writer Rick Gosselin has ranked Baltimore in the NFL's Top 5 for five-straight seasons, including first in 2015 (2016: fifth; 2015: first; 2014: fifth; 2013: fifth; 2012: second). (Gosselin's report is recognized by NFL teams as a special teams measuring stick.) No other NFL team has been in the Top 5 in each of the past five seasons.

ADDITIONAL COACHING HIGHLIGHTS: In 2014, Horton entered the NFL coaching ranks with the Ravens, working with then-linebackers coach and current Colts' defensive coordinator Ted Monachino and the Ravens' OLBs. Horton played safety for four seasons in the NFL with the Redskins (2008-11) after being selected by Washington in the seventh round of the 2008 NFL Draft.

2014-16: (with Baltimore) 2016: Ravens ranked No. 5 in the annual special teams report compiled by senior NFL writer Rick Gosselin of *The Dallas Morning News*...K Justin Tucker and LS Morgan Cox each earned their second Pro Bowl honors...Promoted to assistant special teams coach... Baltimore had an NFL-high 4 (tied, Mia.) blocked kicks, bringing its league-leading total since 2014 to 12. **2015:** As a coaching staff assistant for special teams, Horton worked alongside Jerry Rosburg with the Ravens' special teams... Baltimore's units excelled, ranking No. 1 in Gosselin's annual special teams report...Ravens also ranked No. 1 by *Pro Football Focus*...Baltimore was third in the NFL in punt return average (11.3), while allowing the second-fewest yards per punt return (5.0)...P Sam Koch and Cox each earned their first Pro Bowls...Ravens blocked a kick (2 PATs, 2 FGs and 1 punt) in five-straight contests, a feat that had not been accomplished since 1983 (Atlanta Falcons)...The 5 blocked kicks tied (Oak.) for most in 2015. **2014:** Worked primarily with

the Ravens' OLBs under current Colts' defensive coordinator Ted Monachino...Led by OLB Terrell Suggs and 2014 Pro Bowl selection OLB Elvis Dumervil, Baltimore racked up the NFL's second-most sacks (49, tied with Philly), boasted the No. 2 red zone defense and allowed the fourth-fewest rushing yards per game (88.3)...Dumervil (a franchise-record 17 sacks) and Suggs (12) combined to produce the most QB drops (29) among NFL duos.

2012-13: (with UCLA) 2013: Bruins earned a 10-3 record and defeated Virginia Tech in the Sun Bowl, 42-12. **2012:** Joined his alma mater as a quality control coach, assisting with both the Bruins' defense and special teams unit under head coach Jim Mora Jr.

2013: (with Seattle) Spent training camp with the Seattle Seahawks as a coaching intern.

NFL PLAYER (2008-11): Played three full NFL seasons after being drafted in the seventh round by the Washington Redskins in 2008...As a rookie, Horton earned NFC Defensive Player of the Week honors following his Week 2 performance vs. New Orleans when he had 2 INTs and 1 fumble recovery in the Redskins' 29-24 victory over the Saints...Also earned NFC Defensive Rookie of the Month (September) honors...Played in 29 career NFL games, but was hampered by injuries in his final three seasons, eventually concluding his playing career after a training camp stint with the New York Giants in 2012.

COLLEGE: Earned a bachelor's degree in history from UCLA... Played safety for the Bruins, earning *The Sporting News* first-team All-America (2007), first-team All-Pac-10 (2007) and second-team All-Pac-10 honors (2006).

PERSONAL: Earned three varsity letters in football at De La Salle (New Orleans, LA) HS...Was an All-Metro selection, District MVP (2003) and two-time All-District selection in The Catholic League (LHSAA District 9-5A)...Also lettered in track and field...Chris was inducted into his high school Hall of Fame on March 15, 2014...He and his wife, Jackie, have two daughters: Kristina (3) and Khloe (1).

COACHING BACKGROUND

YEARS	COLLEGE/PRO TEAM	POSITION
2012-13	UCLA	Quality Control
2014	Baltimore Ravens	Coaching Intern (Defense)
2015	Baltimore Ravens	Staff Assistant (Special Teams)
2016-17	Baltimore Ravens	Assistant Special Teams Coach

"Chris is able to clearly communicate his knowledge of the game, including his experiences as an NFL player to our guys. He has earned the respect of our players, and he has a bright future in this profession."

– Special Teams Coordinator/Associate Head Coach Jerry Rosburg





MIKE MACDONALD

DEFENSIVE BACKS COACH

COLLEGE: GEORGIA

BORN: 6/26/87, BOSTON, MA

EXP. (NFL/RAVENS): 4/4

MIKE MACDONALD was promoted to defensive backs coach in 2017 after spending the 2015-16 seasons as a defensive assistant. Macdonald, who is in his fourth year with the Ravens, worked with then-secondary coach and current Bills' defensive coordinator Leslie Frazier in 2016, helping guide a unit that finished seventh overall (322.1 ypg) and produced a league-leading (tied, KC & SD) 18 interceptions. During the 2015 campaign, Macdonald worked with then-inside linebackers coach Don Martindale after helping with the secondary as a defensive coaching intern in 2014. Macdonald was a graduate assistant at Georgia (2011-13) while earning his master's in sports management.

2014-16: (with Baltimore) 2016: Assisted defensive backs coach Chris Hewitt and secondary coach Leslie Frazier, working with a secondary that helped the Ravens' defense finish first in the league with 18 INTs (tied with SD and KC)...S Eric Weddle earned his fourth-career Pro Bowl nod in his first year with the Ravens after posting 89 tackles, 1 sack, 1 FF and a team-leading 4 INTs (tied, LB C.J. Mosley)...The Ravens had eight different players intercept at least one pass, and their defense finished ranked seventh overall (322.1 ypg)

2015: Assisted inside linebackers coach Don Martindale in mentoring ILBs Daryl Smith and C.J. Mosley, who combined to produce the NFL's second-most tackles (493) between teammates during the 2014-15 seasons...Smith's team-leading 121 total stops ranked 10th in the league...Named defensive assistant. **2014:** Worked with a secondary that battled injuries (six DBs were placed on Injured Reserve) to help Baltimore allow the NFL's sixth-fewest points (18.9 ppg) and eighth-fewest yards (336.9) per game...Entered the NFL ranks as a Ravens' coaching intern (defense).

2011-13: (with Georgia) 2013: Helped mentor ILB Ramik Wilson, who earned first-team All-SEC honors by media and coaches after posting a conference-leading 133 total

tackles, including 11 TFL. **2012:** Helped guide a Georgia defense that allowed 175.6 passing yards and 19.6 points per game, ranking eighth and 18th, respectively, in the nation. **2011:** Named defensive graduate assistant following the spring game and helped produce one of the nation's top-ranked units in total (277.0 ypg, fifth), pass (176.0, 10th) and rush (101.2, 11th) defense...Originally joined the Bulldogs as a student assistant in May 2010, helping coach and coordinate offensive scout team during his first season...Worked primarily with OLBs before shifting to ILBs during the 2011 spring practice.

2008-09: (with Cedar Shoals – Athens, GA – HS) While attending Georgia, coached the linebackers and running backs under head coach Xarvia Smith, for whom he played at Centennial (Roswell, GA) HS...Earned the staff's Coach of the Year award following his first season with the Jaguars.

COLLEGE: Graduated summa cum laude with a finance degree from Georgia's Terry College of Business in 2010... Earned his master's degree in sports management from Georgia in 2013, while serving as safeties and defensive quality control coach for the Bulldogs.

PERSONAL: Was a two-sport (football and baseball) athlete at Centennial (Roswell, GA) HS.

PICK 'EM OFF

In 2016, Baltimore's defense produced an NFL-high (tied) 18 interceptions, which was a marked improvement over the 6 thefts the Ravens accumulated during the 2015 campaign.

NFL INTERCEPTIONS LEADERS / 2016 SEASON

Baltimore Ravens	18
Kansas City Chiefs.....	18
San Diego Chargers	18

COACHING BACKGROUND

YEARS	COLLEGE/PRO TEAM	POSITION
2008-09	Cedar Shoals (GA) HS.	Linebackers and Running Backs
2011-13	Georgia	Graduate Assistant
2014	Baltimore Ravens	Coaching Intern (Defense)
2015-16	Baltimore Ravens	Defensive Assistant
2017	Baltimore Ravens	Defensive Backs

"One of the things that makes Mike a great coach is his football knowledge. He can teach and also relate his point to players. He's willing to listen and willing to talk things out with coverages and the way we play certain things. He really takes his job serious, and he is always trying to find us an edge, whether it is snap count or a disguise that we want to do. Those things are able to give us an advantage going into each game."

– S Eric Weddle





TOGETHER



DON MARTINDALE

LINEBACKERS COACH

COLLEGE: DEFIANCE COLLEGE

BORN: 5/19/63, DAYTON, OH

EXP. (NFL/RAVENS): 13/6

DON "WINK" MARTINDALE is in his sixth year with the Baltimore Ravens and second as the team's linebackers coach. (From 2012-15, he coached the team's inside linebackers.) Under Wink's guidance, LB C.J. Mosley has developed into one of the league's top inside 'backers. Now a two-time Pro Bowler, Mosley is one of four NFL defenders to tally at least 300 tackles, 5 sacks and 5 INTs since his 2014 rookie campaign. (He has 337, 7 and 6, respectively.) Mosley's 337 tackles over the past three years are also the league's 10th-most. In 2016, Baltimore's defense produced an NFL-high 18 INTs (tied, KC & SD), including 4 from Mosley, which ranked second among NFL linebackers. Impressively, Mosley's 6 INTs since 2014 rank as the league's third most (tied) among all linebackers. Additionally, standout LB Zachary Orr, who was forced to retire following the 2016 campaign due to a congenital spinal condition, earned second-team All-Pro honors after finishing with a team- and career-high 130 tackles (10th most in the NFL in 2016). Following the 2014 campaign, Mosley became the first rookie Raven to earn Pro Bowl honors and finished second in the AP NFL Defensive Rookie of the Year voting. In addition to Mosley, former Ravens LB Daryl Smith was a standout performer for Baltimore, becoming one of just two NFL players (Lavonte David) to post at least 350 tackles, 5 sacks, 5 INTs and 4 forced fumbles from 2013-15. In 2013, Smith led the team with 123 tackles, also setting a Ravens' single-season record by a linebacker with 19 PD.

ADDITIONAL COACHING HIGHLIGHTS: Martindale was the Broncos' defensive coordinator in 2010, and in 2009, coached all four linebackers in Denver's 3-4 scheme. During that '09 campaign, former Ravens OLB Elvis Dumervil earned first-team All-Pro and Pro Bowl honors after registering 17 sacks. Martindale originally entered the NFL in 2004 and spent five years guiding the Oakland Raiders' LBs (2004-08). Prior to that, "Wink" coached 11 seasons in the collegiate ranks, including three years at the University of Cincinnati alongside

then-assistant head coach John Harbaugh. Martindale also helped Western Kentucky and head coach Jack Harbaugh earn a Division I FCS National Championship in 2002.

2012-16: (with Baltimore) Ravens are one of three teams (Den. & Sea.) to finish in the NFL's Top 10 in total defense in each of the past three seasons (2014-16). **2016:** Named the team's linebackers coach and helped guide LB C.J. Mosley to his second Pro Bowl campaign after producing 92 tackles (56 solo) and a career-high and team-leading (tied) 4 INTs...LB Zachary Orr led the team with a career-high 130 tackles before retiring on 1/20/17 due to a congenital spinal condition...Baltimore's defense finished first in the NFL with 18 INTs (tied, KC & SD), allowed the fifth-fewest rushing yards (89.4 ypg) and ranked seventh overall (322.1 ypg.). **2015:** Martindale helped Mosley total 116 tackles (76 solo), a career-high 4 sacks (-18 yards), 7 PD, 1 FF and 2 FRs for the NFL's eighth-ranked defense (337.4 ypg)...Baltimore's unit finished No. 2 overall (291.1 ypg) and No. 1 vs. the pass (183.3 ypg) over the season's final eight games...LB Daryl Smith led the team and ranked 10th in the NFL with 121 tackles (72 solo), adding 3 sacks (-19.5 yards), 1 INT and 3 PD. **2014:** Mosley became the first rookie in Ravens history to earn Pro Bowl honors, finishing as the NFL's only player with at least 125 tackles, 3 sacks and 2 INTs...Smith registered 127 tackles, 1 sack, 1 INT and 2 FFs...Ravens allowed the NFL's sixth-fewest points (18.9 ppg) and eighth-fewest yards per game (336.9), also producing the NFL's No. 2 red zone defense (42.6%). **2013:** Smith, who was signed to help replace retired future Hall of Fame LB Ray Lewis, turned in a stellar season...He led the team with 123 tackles, also setting a Ravens' single-season record by a LB with 19 PD (Ray Lewis, 13 in 2003)...Smith was also one of three NFL defenders to tally at least 100 tackles, 5 sacks and 3 INTs...Defense ranked third in the NFL in third-down percentage (33.5) and seventh in the red zone (48.8%). **2012:** In his first season with Baltimore, Martindale tutored the inside linebackers, a group that was

COACHING BACKGROUND

YEARS	COLLEGE/PRO TEAM	POSITION
1986	Defiance College	Secondary
1987	Defiance College	Defensive Coordinator/Secondary
1988-93	High Schools	Defensive Coordinator
1994-95	Notre Dame	Defensive Assistant
1996	University of Cincinnati	Defensive Ends
1997-98	University of Cincinnati	Linebackers/Special Teams Coordinator
1999	Western Illinois	Defensive Coordinator/Linebackers
2001-02	Western Kentucky	Inside Linebackers/Special Teams Coord.
2003	Western Kentucky	Defensive Coordinator/Inside Linebackers
2004-05	Oakland Raiders	Inside Linebackers
2006-08	Oakland Raiders	Linebackers
2009	Denver Broncos	Linebackers
2010	Denver Broncos	Defensive Coordinator
2012-15	Baltimore Ravens	Inside Linebackers
2016-17	Baltimore Ravens	Linebackers



DON MARTINDALE

depleted by injuries, including Lewis, who missed 10 regular season games and returned and recorded an NFL-leading 51 postseason tackles (a franchise postseason record) and 1 PD for a defense that forced 10 turnovers en route to a victory in Super Bowl XLVII...LB Dannell Ellerbe set a career high in tackles (89) and sacks (4.5)...Over the final six games of the regular season (since Week 12), Baltimore's defense allowed the NFL's fourth-fewest yards per game (299.0 ypg).

2009-10: (with Denver) 2010: Was promoted to defensive coordinator...CB Champ Bailey represented the team in the Pro Bowl. **2009:** Joined the Broncos' coaching staff as the team's linebackers coach and helped the Denver "D" rank seventh in the NFL (315.0 ypg)...Guided OLB Elvis Dumervil (who played four seasons in Baltimore from 2013-16), who led the NFL with a then-team-record 17 sacks, to Pro Bowl and first-team All-Pro honors in his first year playing OLB...LB D.J. Williams also thrived under Martindale's leadership, earning a spot as a Pro Bowl alternate.

2004-08: (with Oakland) 2006-08: Tutored the Raiders' linebackers, including 2005 draft pick Kirk Morrison, who along with 2006 draft pick Thomas Howard, led the LB corps...Morrison and Howard were two of the league's best at forcing turnovers, each tallying 7 INTs from 2006-08. **2006:** Oakland's defense ranked third overall (284.8 ypg) and first against the pass (150.8 ypg). **2004:** Entered the NFL coaching ranks as the Raiders' inside linebackers coach.

2001-03: (with Western Kentucky) 2003: Promoted to defensive coordinator/inside linebackers for the Hilltoppers, who were ranked sixth in yards allowed per game (283.7). **2002:** WKU won the Division I FCS National Championship.

2001: Was hired by head coach Jack Harbaugh (John's father) as inside LBs/special teams coordinator.

1999: (with Western Illinois) Was defensive coordinator/linebackers coach...Tutored former Ravens 2001 draft pick and All-American LB Edgerton Hartwell.

1996-98: (with University of Cincinnati) 1997-98: Coached special teams/linebackers, including former Ravens LB Brad Jackson. **1996:** Joined the Bearcats' staff as the defensive ends coach, working alongside John Harbaugh, who was assistant head coach.

1994-95: (with Notre Dame) Spent two seasons as the defensive assistant for the Fighting Irish...Notre Dame earned trips to the Fiesta Bowl (1994) and Orange Bowl (1995)...During the 1994 season, coached with Dean Pees (current Ravens defensive coordinator), who was the Irish secondary coach.

1988-93: Was the defensive coordinator for three high schools in Ohio, including his alma mater, Trotwood-Madison.

1986-87: (with Defiance College) Began coaching career at his alma mater as its secondary coach...Promoted to defensive coordinator/secondary in 1987.

COLLEGE: Played linebacker for Defiance College in Ohio...Earned a bachelor's degree in business education.

PERSONAL: Martindale was an All-State linebacker at Trotwood-Madison (Trotwood, OH) HS...He and his wife, Laura, have a daughter, Cassie, who was a Ravens' marketing department intern in 2013, and a son, Ty.

"Wink' is a great player's coach. He'll always make sure to guide you in the right direction, and he cares more about what you do outside of football than what you do on the field. He wants to make sure you're doing the right thing at all times. He always wants the best for you. He always says, 'I treat you like my kids,' and I appreciate that. He's a great coach." – LB C.J. Mosley

MOSLEY IS MASTERFUL AT LINEBACKER



A two-time Pro Bowler, **LB C.J. Mosley**, Baltimore's 2014 first-round draft choice (17th overall), is one of only four NFL defenders to tally at least 300 tackles, 5 sacks and 5 INTs over the past three seasons (2014-16). (Mosley has 337, 7 and 6, respectively.) Here are several other Mosley "quick hits" to note:

- Mosley, who was the first Ravens rookie to earn a Pro Bowl in 2014, was also the NFL's only player to post at least 125 tackles, 3 sacks and 2 INTs during his rookie campaign.
- Mosley (2014), Daryl Smith (2013) & Ray Lewis (1998, 1999, 2000 & 2001) are the only Ravens defenders to register at least 115 tackles, 3 sacks and 2 INTs in a season.
- In 2016, Mosley recorded 4 INTs, the NFL's second most among LBs, and the second most by a linebacker in Ravens single-season history (Ray Lewis, 6 in 2003).
- Mosley finished second to Rams DT Aaron Donald in the 2014 AP NFL Defensive Rookie of the Year voting.



TOGETHER



GREG ROMAN

SENIOR OFFENSIVE ASSISTANT / TIGHT ENDS COACH

COLLEGE: JOHN CARROLL

BORN: 8/19/72, ATLANTIC CITY, NJ

EXP. (NFL/RAVENS): 20/3

GREG ROMAN is in his second stint with the Baltimore Ravens, re-joining the team in 2017 as senior offensive assistant/tight ends coach. Since his first term in Baltimore (2006-07), Roman has been a successful NFL offensive coordinator both in San Francisco and Buffalo. With each team, Roman worked with NFL QBs who totaled their highest single-season passer ratings under his guidance: SF's Alex Smith (104.1 in 2012) and Colin Kaepernick (98.3 in 2012) and Buffalo's Tyrod Taylor (99.4 in 2015).

ADDITIONAL COACHING HIGHLIGHTS: Roman has 20 years experience coaching in the NFL for five teams. With Roman as offensive coordinator, San Francisco earned three-straight trips to the NFC Championship game (2011-13) and a Super Bowl appearance against the Ravens in 2012. More recently with the Bills, Roman helped Buffalo's run game excel in 2015, as it led the NFL with 152.0 rushing yards per game and 4.78 yards per rush.

2015-16: (with Buffalo) 2015: Helped Buffalo's attack excel in his first year guiding the offense...Buffalo led the NFL in rushing (152.0 ypg), yards per rush (4.78), big-play TDs (24 of 20+ yards) and outside the red zone points scored (194)...Bills sent four offensive players to the Pro Bowl: QB Tyrod Taylor, C Eric Wood, G Richie Incognito and RB LeSean McCoy... Taylor became the third QB in NFL history to combine for a passer rating over 99 and average over 40 rushing yards per game in a single season...Joined the Bills' coaching staff as offensive coordinator.

2011-14: (with San Francisco) Was the 49ers' offensive coordinator for four seasons...SF made a trip to the NFC Championship game three years in a row (2011-13), earning a Super Bowl bid in 2012. **2012:** Roman guided the SF offense to a No. 11-overall ranking (361.8 ypg), including third in both total yards per play (5.97) and rushing yards per play (5.06)...49ers set a franchise record with 621 total yards on 10/7 vs. Buffalo, becoming the only team in NFL history to rush for 300+ yards and throw for 300+ yards in the same game... SF competed against the Ravens in Super Bowl XLVII. **2011:**

Team earned a 13-3 record and committed just 10 turnovers (5 fumbles and 5 interceptions), which is tied (NE, 2010) for the fewest in NFL single-season history...Was invited by head coach Jim Harbaugh to join him in San Francisco as the team's offensive coordinator.

2009-10: (with Stanford) Spent two seasons coaching under Jim Harbaugh. **2010:** Was promoted, adding associate head coach and assistant head coach offense to his title. **2009:** Hired as the Cardinal's running game coordinator, also working with the tight ends and offensive tackles.

2006-07: (with Baltimore) Spent two seasons assisting the Ravens' offense in Baltimore. **2006:** Baltimore won the AFC North with a franchise-best 13-3 record, earning a first-round playoff bye...LT Jonathan Ogden earned his 10th-straight Pro Bowl, and the Ravens allowed a single-season franchise-low 17 sacks (also NFL's second-fewest sacks allowed in '06)...Was named the Ravens' assistant offensive line coach in his first stint in Baltimore.

2002-05: (with Houston) 2004: Transitioned to QBs coach and guided former No. 1-overall selection QB David Carr to his best NFL season. **2002:** Joined the expansion Houston Texans as the team's tight ends coach.

1995-2001: (with Carolina) Spent seven seasons with the Panthers, working with a variety of positions including the DBs, LBs and offensive linemen. **1995:** Entered the coaching ranks as an assistant with the expansion Panthers.

COLLEGE: Roman, a three-year letter-winner and two-year starting defensive lineman at John Carroll University, earned All-Ohio Conference honorable mention honors as a senior (1993)...That same season, the Blue Streaks earned a share of the OAC championship...While at John Carroll, Roman helped launch Project H.O.P.E. (Helping Others Through Physical Education) for the developmentally disabled in Northeast Ohio.

PERSONAL: Roman was an All-South Jersey guard at Holy Spirit (Absecon, NJ) HS...Greg and his wife, Dana, have three children: Connor, Gregory and Emily Grace.

COACHING BACKGROUND

YEARS	COLLEGE/PRO TEAM	POSITION
1995	Carolina Panthers	Defensive Quality Control/Strength & Cond. Asst.
1996	Carolina Panthers	Defensive Assistant
1997-98	Carolina Panthers	Offensive Quality Control
1999-2000	Carolina Panthers	Offensive Assistant
2001	Carolina Panthers	Assistant Offensive Line
2002-03	Houston Texans	Tight Ends
2004-05	Houston Texans	Quarterbacks
2006-07	Baltimore Ravens	Assistant Offensive Line
2009	Stanford	Tight Ends/Offensive Tackles/Running Game Coor.
2010	Stanford	Assoc. Head Coach/Asst. Head Coach Offense/ Tight Ends/Offensive Tackles
2011-14	San Francisco 49ers	Offensive Coordinator
2015-16	Buffalo Bills	Offensive Coordinator
2017	Baltimore Ravens	Senior Offensive Assistant/Tight Ends Coach





TOGETHER



CRAIG VER STEEG

OFFENSIVE ASSISTANT / QUARTERBACKS

COLLEGE: USC

BORN: 9/11/60, REDONDO BEACH, CA

EXP. (NFL/RAVENS): 11/10

CRAIG VER STEEG (pronounced ver-STEGG) is in his 10th year working with the Ravens' offense. Ver Steeg, who owns 34 years of coaching experience, has an extensive background working with quarterbacks, receivers and running backs – and helping them succeed. As one of John Harbaugh's original coaching hires (2008), Ver Steeg has assisted Ravens offenses in numerous areas, including game preparation, game and practice analysis and guiding individual players.

ADDITIONAL COACHING HIGHLIGHTS: Super Bowl XLVII MVP QB Joe Flacco has led the Ravens' offense during Ver Steeg's tenure in Baltimore (2008-16), setting career highs in passing yards (4,317 in 2016), TDs (27 in 2014) and completion percentage (64.9 in 2016). In 2014, the Ravens set single-season franchise marks with 409 points and 5,838 total yards. Prior to entering the NFL, Ver Steeg guided several players who benefited under his tutelage on the collegiate level, including QB Alex Smith (Chiefs) and RB Ray Rice.

2008-16: (with Baltimore) 2016: QB Joe Flacco set a career and Ravens single-season high with 4,317 passing yards and a 64.9 completion percentage. **2015:** Behind four different starting QBs for the first time in team history, Baltimore posted the NFL's No. 8-ranked passing offense (266.9 ypg), including a franchise-record 4,271 net passing yards...Flacco sustained a season-ending knee injury in his 122nd-consecutive start (fifth-longest streak in NFL history). **2014:** Offense set single-season franchise marks in total points (409), road points (206) and total yards (5,838)...WR Torrey Smith recorded 11 TD receptions, the second most in team history (Michael Jackson, 14 in 1996)...Baltimore's 19 sacks allowed were the second fewest both in the NFL in '14 and in team history...Pro Bowl RB Justin Forsett produced a career-best 1,266 rushing yards and led the NFL in runs of 20-plus yards (team-record 17). **2012:** Baltimore surrendered just 16 give-aways, setting a franchise single-season low and tying for the NFL's second fewest. **2009:** Assisted with game preparation for a unit that set team records for most total TDs (47) and most rushing TDs (22). **2008:** Joined the Ravens as offensive assistant.

2003-07: (with Rutgers) 2007: Served as RBs coach, guiding Ravens 2008 second-round draft pick and All-American RB Ray Rice, who rushed for a school-record 2,012 yards and 24 TDs on 380 carries (154.8 ypg)...Rice finished his career holding several Rutgers records, including career yards rushing (4,926), career rushing TDs (49) and single-game rushing yards (280). **2005:** Rutgers was second in the Big East in both total offense (406.3 ypg) and passing (234.6 ypg). **2004:** Scarlet Knights boasted the nation's No. 6 overall and Big East's top-ranked passing attack (310.5 ypg).

2001-02: (with Utah) Served as offensive coordinator/QBs... Helped recruit the No. 1 overall pick in the 2005 NFL Draft, QB Alex Smith, to Utah...Utah's offense improved 50-or-more spots nationally in nearly every offensive category. **2001:** Returned to Utah for his second stint at the school.

1997-2000: (with Illinois) Served as QBs coach and recruiting coordinator for four years for the Illini.

1996: (with Chicago) Under Dave Wannstedt, worked with the Bears' QBs as an offensive asst./quality control coach.

1994-95: (with Harvard) Served as the passing game coordinator, QBs and WRs coach and recruiting coordinator.

1990-93: (with Cincinnati) Spent four years on the Cincinnati coaching staff with John Harbaugh...Coached QBs, WRs and served as recruiting coordinator.

1986-89: (with Utah) 1989: As the school's assistant QBs coach, he worked with NCAA record-setting QB Scott Mitchell, who went on to play 12 NFL seasons...Also served as Utah's recruiting coordinator and graduate assistant/QBs.


1984-85: (with USC) Launched his coaching career at his alma mater as a graduate assistant.

COLLEGE: Graduated from USC in 1983 and later received his master's degree in education from USC in 1986.

PERSONAL: Attended Redondo (Redondo Beach, CA) HS, where he was later hired as an assistant coach (1980-82) while attending USC...Lettered in football as a DB and wrestled all four years...Craig and his wife, Lisa, have a son, Ian (13).

COACHING BACKGROUND

YEARS	COLLEGE/PRO TEAM	POSITION
1984-85	USC.....	Graduate Assistant
1986-89	Utah.....	QBs/Recruiting Coordinator/G.A.
1990-93	University of Cincinnati.....	QBs/WRs/Recruiting Coordinator
1994-95	Harvard.....	Quarterbacks/Wide Receivers
1996	Chicago Bears.....	Offensive Asst./Quality Control
1997-2000	Illinois.....	QBs/Recruiting Coordinator
2001-02	Utah.....	Offensive Coordinator/QBs
2003-07	Rutgers.....	Offensive Coordinator/QBs/RBs
2008-10	Baltimore Ravens.....	Offensive Assistant
2011	Baltimore Ravens.....	Offensive Assistant/Quarterbacks
2012-16	Baltimore Ravens.....	Senior Offensive Assistant
2017	Baltimore Ravens.....	Offensive Assistant/Quarterbacks





MATT WEISS is in his ninth year with the Ravens. After spending his first seven seasons on defense, Weiss works with the offense, supporting all areas of the Ravens’ attack. With a primary focus on assisting the quarterbacks, Weiss also continues to handle game management duties as assigned by head coach John Harbaugh. In 2015, Weiss served as the cornerbacks coach, aiding a defensive group that improved from 23rd in the NFL in pass defense the year before to 10th. The unit also finished first against the pass (183.3 ypg allowed) over the final eight games, with Jimmy Smith recording a career-high 3 INTs. Weiss spent the 2014 season as defensive quality control/linebackers assistant, working closely with Don Martindale (linebackers coach). Weiss was originally promoted in February 2012 to defensive quality control coach with responsibilities including finding tips and tendencies on opponents’ offenses, self-scouting the defense and drawing up the playbook.

ADDITIONAL COACHING HIGHLIGHTS: Weiss began his NFL coaching career with the Ravens in 2009, spending three seasons as John Harbaugh’s assistant. In that role, he aided Harbaugh with administrative duties, worked in a defensive quality control capacity and supported the team’s secondary coaches. A Connecticut native, Weiss brought four years of experience to the Ravens from Stanford University, where he worked under then-Cardinal head coach Jim Harbaugh.

2009-16: (with Baltimore) 2016: Transitioned to the other side of the ball serving as offensive assistant and working primarily with Marty Mornhinweg and the quarterbacks... QB Joe Flacco threw for a franchise- and career-high 4,317 passing yards, also setting career highs in attempts (672), completions (436) and completion percentage (.64.9). **2015:** Promoted to cornerbacks coach, where he helped coach the NFL’s eighth-ranked defense (337.4 ypg), which finished No. 2 overall (291.1 ypg) and No. 1 against the pass (183.3 ypg) over the season’s final eight games...CB Jimmy Smith led the unit and posted a career-high 3 INTs (including one returned for a TD). **2014:** Promoted to defensive quality control/linebackers assistant...OLBs Elvis Dumervil (franchise record, 17) and Terrell Suggs (12) were the NFL’s top sack tandem...LB C.J. Mosley became the first rookie in team

history to earn the Pro Bowl...Dumervil also made his fourth Pro Bowl. **2012:** Responsible for breaking down opponents’ tendencies, self-scouting and assisting in the secondary... Ravens won Super Bowl XLVII, defeating the 49ers 34-31. **2011:** Among other duties as the head coach’s assistant, Weiss compiled opponent scouting reports, assisted with scout teams in practice and monitored the breakdown of opponent tendencies...Weiss also served as a liaison for in-game coach’s challenges, which were successfully reversed on a career-best eight of 12 challenges (66.7%) during the regular season of Harbaugh’s tenure. **2010:** Handled self-scouting of the defense and worked with the LBs in practice and meetings. **2009:** Joined the Ravens’ coaching staff as head coach’s assistant and assisted then-secondary coach Chuck Pagano with the DBs.

2005-08: (with Stanford) 2008: Named the team’s defensive and special teams assistant...Helped the Cardinal finish 11th nationally in sacks per game (2.75). **2005-07:** Worked with the defense and special teams as a graduate assistant while earning a master’s degree in liberal arts...Assisted with the defensive line (2007), LBs (2006) and DBs (2005) and was also responsible for all opponent offensive breakdowns, tendency reports and scouting reports, as well as the direction of the opponent offensive scout team during practice...Also worked closely with special teams coordinator D.J. Durkin (now head coach at Maryland) in all aspects of Stanford’s special teams, serving as the position coach for the kickers, punters and long snappers.

COLLEGE: Was a punter at Vanderbilt (2001-04), where he earned a bachelor’s degree in economics and human organizational development (2005) and a master’s of liberal arts from Stanford (2008).

PERSONAL: While an assistant football coach at Smyrna (TN) HS from 2003-04, he established a tutoring program to help student-athletes achieve NCAA eligibility...Played baseball and football at Hopkins School (New Haven, CT), and as quarterback, led the football team to its first-ever 12-0 record and New England Prep School Class C Championship his senior year...Matt and his wife, Melissa, have a son, Bo, and two daughters, Zuzana and Noema.

COACHING BACKGROUND		
YEARS	COLLEGE/PRO TEAM	POSITION
2005-07	Stanford	Graduate Assistant
2008	Stanford	Defensive & Special Teams Assistant
2009-11	Baltimore Ravens	Head Coach’s Assistant
2012-13	Baltimore Ravens	Defensive Quality Control
2014	Baltimore Ravens	Defensive Quality Control/Linebackers Asst.
2015	Baltimore Ravens	Cornerbacks
2016-17	Baltimore Ravens	Offensive Assistant






DREW WILKINS
 ASSISTANT DEFENSIVE LINE COACH
COLLEGE: MARYLAND
BORN: 8/20/87, DOYLESTOWN, PA
EXP. (NFL/RAVENS): 8/8

DREW WILKINS, who originally joined the Ravens in 2010, was promoted to assistant defensive line coach in 2017. Wilkins works with a defense that ranked fifth against the run (89.4 ypg) and finished seventh overall (322.1 ypg) in 2016. Wilkins, who spent the past three seasons (2014-16) as a defensive assistant, was responsible for weekly production of the defensive playbook, scouting reports, film breakdown and assisting with the development of the defensive line in practice. He worked closely with former Ravens OLB Elvis Dumervil, who posted 35.5 sacks in his four years in Baltimore, including a franchise-record 17 sacks in 2014. Prior to joining the Ravens, Wilkins worked as a student assistant while attending the University of Maryland.

2010-16: (with Baltimore) 2016: Assisted defensive line coach Joe Cullen, helping the Ravens boast the NFL's No. 5 rushing defense...Helped mentor DT Timmy Jernigan, who had the best year of his career, posting the third-most sacks (5) of any AFC DT...Ravens' defense finished seventh overall (322.1 ypg) and forced the NFL's fourth-most turnovers (28, tied, Ari. & SD). **2015:** Worked alongside the late Clarence Brooks, helping guide the Ravens' defensive line unit...Defense ranked No. 8 overall (337.4 ypg), posting the NFL's No. 2 overall unit (291.1 ypg) and No. 1 pass defense (183.3 ypg) over the season's final eight games. **2014:** Worked primarily with the Ravens' defensive line and outside linebackers...Baltimore

ranked No. 2 in red zone defense (42.6%) and ranked fourth in the NFL in rush defense (88.3 ypg)...OLB Elvis Dumervil (a franchise-record 17) and OLB Terrell Suggs (12) combined to produce the most sacks (29) among NFL duos. **2013:** As a coaching staff assistant, worked with a unit that helped anchor the league's 11th-ranked rushing defense (105.4 ypg) and allowed the NFL's fifth-fewest rushing TDs (7)...NT Haloti Ngata earned his fifth-straight Pro Bowl nod. **2012:** Worked as the Ravens' football video coordinator...Assisted coaching with self-scouting, opponent tendencies and video cutups. **2010-11:** Began his career with the Ravens as a football video operations intern from 2010-11.

COLLEGE: Graduated from Maryland in 2010 with a double major in finance and supply chain management...While attending Maryland, worked as a student assistant under former Maryland head coach Ralph Friedgen and current Penn State head coach James Franklin...The Terps earned three bowl bids in Wilkins' four years working with the team.

PERSONAL: Attended La Salle College (Glenside, PA) HS, where he graduated in 2006 and earned All-Catholic League honors as a senior tight end...Married his wife, Nurit, in July 2016.

COACHING BACKGROUND

YEARS	COLLEGE/PRO TEAM	POSITION
2006-09	Maryland	Student Assistant
2010-11	Baltimore Ravens	Football Video Operations Intern
2012	Baltimore Ravens	Football Video Coordinator
2013	Baltimore Ravens	Coaching Staff Assistant
2014-16	Baltimore Ravens	Defensive Assistant
2017	Baltimore Ravens	Assistant Defensive Line Coach



"Drew has played an important role in my development as a player and is part of the reason I am coming into my 15th season in the NFL. He also has a good feel for the game and a great football IQ, so he is beneficial to the young guys in our meeting room."
 – Pro Bowl OLB Terrell Suggs



DOMINANT ON THIRD DOWN

Baltimore boasted the NFL's second-best third-down defense in 2016, permitting just a 35.0% success rate. The Ravens were especially stout on third-and-1, allowing opponents to convert only 45.8% of their attempts (third best in the NFL).

THIRD-DOWN DEFENSE (2016 Season)	THIRD-&1 DEFENSE (2016 Season)
1. Tampa Bay Buccaneers.. 34.4	1. Tennessee Titans37.5
2. Baltimore Ravens. 35.0	2. Minnesota Vikings44.4
3. New York Giants. 35.3	3. Baltimore Ravens45.8



TOGETHER



STEVE SAUNDERS

DIRECTOR OF PERFORMANCE

COLLEGE: MILLERSVILLE

BORN: 3/23/70, MYERSTOWN, PA

EXP. (NFL/RAVENS): 2/2

STEVE SAUNDERS is in his second year with the Ravens and his first as the team's director of performance. In his current role, Saunders oversees the team's performance department and strength and conditioning programs. He originally joined the organization last year as the Ravens' director of performance and recovery. Saunders guides all sports science, speed, strength training and recovery initiatives, working closely with the team's athletic training department. His focus includes player injury prevention, recovery and energy system training in an effort to maximize performance. In 2017, Saunders implemented a new strength program. In 2016, Ravens players saw a decrease in nuisance injuries and increased performance benefits from the newly-configured speed program. Saunders founded Power Train Sports Institute in 1999, and prior to joining the Ravens, grew Power Train from a single unit to a 200-employee operation in 28 locations nationwide. Best known for his work with Steelers LB James Harrison, who was the 2008 NFL Defensive Player of the Year, Saunders has personally trained hundreds of NFL, NHL and MLB athletes. For over a decade, Saunders directed one of the nation's top NFL Combine training programs, while preparing first-round selections in football, baseball and hockey.

1999-2016: (with Power Train Sports Institute) Founded (1999) and built Power Train into one of the world's leading providers of best-in-class sports performance training... Professional athletes benefit from Saunders's proprietary energy training system based on speed and conditioning programs, strength and rehabilitation.

2013-14: (with Team Lokomotiv) Hosted and trained the three-time Russian Superleague champion Lokomotiv Yaroslavl, currently of the Kontinental Hockey League.

2012: Named to the Under Armour Training Council, a collection of the world's highest-caliber strength and conditioning professionals.

2011: Guided more than 90 NFL athletes through rehabilitation, training, speed, strength and conditioning programs during the 2011 lockout.

2005-09: Independently contracted by more than 20 Pittsburgh Steelers for advanced strength and speed training, rehab and recovery during the 2005-09 seasons, assisting the team to two Super Bowl titles (2005 and 2008).

COLLEGE: Graduated from Millersville (Lancaster, PA) University, where he was a captain and four-year starter at DT...Earned multiple All-ECAC and All-PSAC honors.

PERSONAL: Born and raised in Myerstown, PA...Attended Eastern Lebanon County (Myerstown, PA) HS, where he was a standout in football, basketball and baseball...Saunders and his wife, Emily, have five children: two daughters (Lily and Morgan) and three sons (Logan, Stone and Major).

"A lot of credit for the way I played [in 2016] and how my body held up goes to Steve – the time and energy he spent with me, and the program he gave me for my specific body type."

– S Eric Weddle



JUNEY BARNETT

STRENGTH & CONDITIONING COACH

COLLEGE: BLOOMSBURG

BORN: 1/11/79, PHILADELPHIA, PA

EXP. (NFL/RAVENS): 15/9

Juney Barnett is in his 14th NFL season and seventh with the Ravens' strength and conditioning department. As the team's strength and conditioning coach, Barnett works with the director of performance to oversee a strength and conditioning program that prepares players for the rigors of each NFL season. Barnett, who spent six seasons as the Minnesota Vikings' assistant strength and conditioning

coach, has also worked at the collegiate level, plus two seasons with the Rhein Fire of NFL Europe. Barnett spent three years during high school in Panama while his father was in the Air Force. He played football and basketball for Balboa (Panama) High School.



2017 SUPPORT STAFF



RANDY BROWN

SPECIALISTS COACH

COLLEGE: CATAWBA

BORN: 7/30/67, MARLTON, NJ

EXP. (NFL/RAVENS): 15/10

Randy Brown works directly with the team's kicking group – K Justin Tucker, P Sam Koch (holder) and LS Morgan Cox – and has coached five Pro Bowlers in Baltimore: Koch (2015), Cox (2015 & 2016), Tucker (2013 & 2016), K Billy Cundiff (2010) and K Matt Stover (last kicked for the Ravens in 2008 but earned All-Star honors in 2000 prior to Brown's Baltimore arrival). Under Brown's guidance, Tucker ranks as the most accurate kicker in NFL history (168-of-187, 89.8%), and Koch holds Ravens franchise records in punts (862), punt yards (38,989), punts inside the 20 (317), gross (45.2) and net (39.4) averages. Brown originally joined the Ravens in John Harbaugh's first year (2008) and has spent time with the Eagles (2004-05) and Bears (1998-2000). He and his wife, Trisha, have two daughters, Ryan (11) and Mackenzie (9), and a son, Tyler (26).



SCOTT COHEN

OPPONENT ANALYST

COLLEGE: DICKINSON

BORN: 1/28/69, PHILADELPHIA, PA

EXP. (NFL/RAVENS): 26/3

Scott Cohen is in his 26th NFL season – and second with Baltimore's coaching staff – after spending 23 years in player personnel. Cohen was named coaching assistant/opponent analysis following a 2015 campaign in which he served as a Ravens' coaching consultant. In his current role as opponent analyst, Cohen provides weekly reports to the coaching staff for opponent preparation, in addition to self-scouting, opponent-related research projects and top team/NFL trends. Prior to his Baltimore arrival, Cohen served as the Buccaneers' senior personnel advisor (2013-14), Jets' assistant general manager (2008-12), Eagles' director of pro personnel (2001-07) and Jaguars' assistant director of pro scouting (1999-2000). Cohen and his wife Linda, have two children, Hannah and Andrew.



MEGAN McLAUGHLIN

FOOTBALL INFORMATION MANAGER

COLLEGE: ST. MARY'S COLLEGE

BORN: 4/28/76, DESTREHAN, LA

EXP. (NFL/RAVENS): 16/13

In her 13th year with the Ravens, Megan McLaughlin supports the coaching staff in all its daily operations. She manages updates for the players' iPad playbooks, making sure they have the latest information, including daily schedules and gameplans from the coaches. McLaughlin previously served as the administrative assistant to player personnel for the Saints (1999-2001), and she was also an office manager for the University of Florida football team (2002-04). McLaughlin was a student manager for football and women's lacrosse at Notre Dame (1995-1998). She earned a bachelor's degree from St. Mary's College in Notre Dame, IN.



DAN PARSONS

ASSISTANT TO THE HEAD COACH

COLLEGE: OHIO

BORN: 11/24/84, PORTLAND, ME

EXP. (NFL/RAVENS): 7/7

Dan Parsons assists head coach John Harbaugh in all areas, including day-to-day operations, office management and administration. After earning his master's degree in coaching education from Ohio University, Parsons spent two years as the Ravens' operations intern before joining the coaching staff in 2012. He earned a second master's (sports administration) from Fairleigh Dickinson in 2013.

ALL-TIME RAVENS COACHES

NAME	LAST POSITION HELD	NAME	LAST POSITION HELD
ROY ANDERSON	Defensive Asst./Secondary, 2009-11	WILBERT MONTGOMERY	Running Backs, 2008-13
RICHARD ANGULO	Assistant Offensive Line, 2015-17	MARTY MORNHINWEG	Offensive Coordinator/Quarterbacks, 2015-17
MARK ASANOVICH	Asst. Strength & Conditioning, 2002	CHIP MORTON	Asst. Strength & Conditioning, 1999-2001
TERYL AUSTIN	Secondary, 2011-13	TONY NATHAN	Running Backs, 2006-07
JUNEY BARNETT	Strength & Conditioning, 2012-17	RICK NEUHEISEL	Offensive Coor./Quarterbacks, 2005-07
MAXIE BAUGHAN	Linebackers, 1996-98	MIKE NOLAN	Defensive Coordinator, 2001-04
BRIAN BILLICK	Head Coach, 1999-2007	SCOTT O'BRIEN	Special Teams, 1996-98
ANDY BISCHOFF	Offensive Assistant, 2015-17	CHUCK PAGANO	Defensive Coordinator, 2008-11
CLARENCE BROOKS	Senior Defensive Assistant, 2006-16	BRIAN PARIANI	Tight Ends, 2014
JASON BROOKS	Offensive Quality Control, 2009-12	DEAN PEES	Defensive Coordinator, 2010-17
RANDY BROWN	Specialists Coach, 2008-17	MIKE PETTINE	Outside Linebackers, 2002-08
JACOB BURNEY	Defensive Line, 1996-98	RUSS PURNELL	Special Teams, 1999-2001
JIM CALDWELL	Offensive Coordinator, 2012-13	ALVIN REYNOLDS	Defensive Backs, 1996-98
CAM CAMERON	Offensive Coordinator, 2008-12	PAUL RICCI	Asst. Strength & Conditioning, 2002-07
MARK CARRIER	Secondary, 2006-09	BOB ROGUCKI	Dir. of Strength & Conditioning, 2008-16
JUAN CASTILLO	Offensive Line, 2012-16	GREG ROMAN	Sr. Offensive Asst./Tight Ends, 2006-07, 2017
MATT CAVANAUGH	Offensive Coordinator, 1999-2004	JERRY ROSBURG	Sp. Teams Coor./Assoc. Head Coach, 2008-17
JIM COLLETO	Offensive Line, 1999-2004	REX RYAN	Asst. Head Coach/Def. Coor., 1999-2008
JOE CULLEN	Defensive Line, 2016-17	AL SAUNDERS	Senior Offensive Assistant, 2009-10
JOE D'ALESSANDRIS	Offensive Line, 2017	STEVE SAUNDERS	Director of Performance, 2016-17
BILLY DeLORBE	Cross Training Specialist, 2014	JIM SCHWARTZ	Quality Control/Defense, 1996-98
JACK DEL RIO	Linebackers, 1999-2001	JOHN SETTLE	Quality Control/Special Teams, 1996-97
RICK DENNISON	Quarterbacks, 2014	STEVE SHAFER	Asst. Head Coach/Secondary, 1999-2001
JOHN DUNN	Asst. Strength & Conditioning, 2008-11	DAVID SHAW	Wide Receivers, 2002-05
LESTER ERB	Quality Control/Offense, 1997-98	MIKE SHEPPARD	Wide Receivers, 1996
BOBBY ENGRAM	Wide Receivers, 2014-17	DARRIN SIMMONS	Quality Control/Special Teams, 1998
VIC FANGIO	Linebackers, 2006-09	JERRY SIMMONS	Strength and Conditioning, 1996-98
JIM FASSEL	Offensive Coordinator, 2004-06	MATT SIMON	Running Backs, 1999-2005
JOHN FASSEL	Special Teams Assistant, 2005-07	MIKE SINGLETARY	Inside Linebackers, 2003-04
KIRK FERENTZ	Asst. Head Coach/Offense, 1996-98	MIKE SMITH	Linebackers, 1999-2002
JEDD FISCH	Asst. Quarterbacks Coach, 2004-07	STEVE SPAGNUOLO	Secondary/Asst. Head Coach, 2013-14
JEFF FITZGERALD	Linebackers, 2004-07	DON STROCK	Quarterbacks, 1996-98
CHRIS FOERSTER	Offensive Line/Asst. Head Coach, 2005-07	BENNIE THOMPSON	Assistant Special Teams, 2000-05
LESLIE FRAZIER	Secondary, 2016	DENNIS THURMAN	Secondary, 2002-07
JEFF FRIDAY	Strength and Conditioning, 1999-2007	MARC TRESTMAN	Offensive Coordinator, 2015-16
FRANK GANSZ JR.	Special Teams Coordinator, 2006-07	CRAIG VER STEEG	Offensive Assistant/Quarterbacks, 2008-17
THOMAS HAMMOCK	Running Backs, 2014-17	TODD WASHINGTON	Assistant Offensive Line, 2011-16
JAY HARBAUGH	Offensive Quality Control, 2013-14	MATT WEISS	Offensive Assistant, 2009-17
JOHN HARBAUGH	Head Coach, 2008-17	KEN WHISENHUNT	Tight Ends, 1997-98
WADE HARMAN	Tight Ends, 1999-2013	DREW WILKINS	Assistant Defensive Line, 2014-17
CHRIS HEWITT	Secondary, 2012-17	PHIL ZACHARIAS	Defensive Assistant, 2002-04
CHRIS HORTON	Assistant Special Teams, 2016-17	GARY ZAUNER	Special Teams Coordinator, 2002-05
JIM HOSTLER	Wide Receivers, 2008-13	JIM ZORN	Quarterbacks, 2010
DONNIE HENDERSON	Secondary, 1999-2003		
PAT HILL	Tight Ends, 1996		
HUE JACKSON	Quarterbacks, 2008-09		
MILT JACKSON	Wide Receivers, 1999-2000		
MIKE JOHNSON	Wide Receivers, 2006-07		
GARY KUBIAK	Offensive Coordinator, 2014		
AL LAVAN	Running Backs, 1996-98		
MARVIN LEWIS	Defensive Coordinator, 1996-2001		
JOHNNIE LYNN	Secondary, 2004-05		
MARWAN MAALOUF	Asst. Special Teams, 2008-11		
MIKE MACDONALD	Defensive Backs, 2015-17		
ERIC MANGINI	Quality Control/Offense, 1996		
RICHARD MANN	Wide Receivers, 1997-98		
TED MARCHIBRODA	Head Coach, 1996-98		
DON "WINK" MARTINDALE	Linebackers, 2012-17		
JOHN MATSKO	Offensive Line, 2008-10		
GREG MATTISON	Defensive Coordinator, 2008-10		
ANDY MOELLER	Offensive Line, 2008-13		
TED MONACHINO	Linebackers, 2010-15		

RAVENS COACHING TREE

2017 NFL & NCAA HEAD COACHES WHO SPENT TIME IN RAVENS ORGANIZATION

Head Coach (Team)	Last Position Held w/ Ravens (Years)
Jim Caldwell (Lions)	Offensive Coordinator (2012-13)
Jack Del Rio (Raiders)	Linebackers (1999-2001)
Kirk Ferentz (Iowa)	Asst. Head Coach/Offense (1996-98)
Hue Jackson (Browns)	Quarterbacks (2008-09)
Marvin Lewis (Bengals)	Defensive Coordinator (1996-2001)
Chuck Pagano (Colts)	Defensive Coordinator (2008-11)
David Shaw (Stanford)	Wide Receivers (2002-05)

• Other former Ravens assistants who became head coaches include Pat Hill (Fresno State), Eric Mangini (NY Jets/Browns), Rick Neuheisel (UCLA), Mike Nolan (49ers), Mike Pettine (Browns), Rex Ryan (Jets/Bills), Jim Schwartz (Lions) Mike Singletary (49ers), Mike Smith (Falcons) and Ken Whisenhunt (Cardinals/Titans).



ERIC DeCOSTA

ASSISTANT GENERAL MANAGER

COLLEGE: COLBY

BORN: 4/10/71, TAUNTON, MA

EXP. (NFL/RAVENS): 22/22

ERIC DeCOSTA has been a part of the Ravens organization since the beginning. A graduate of the Ravens' "20/20 Club" (includes members of the personnel staff who started with the team as young assistants and grew into evaluators with more input), DeCosta joined the franchise in an entry-level position in 1996. He moved up the personnel ranks, first as an area scout, then as director of college scouting (six years) and director of player personnel (three years) before his most recent promotion to assistant general manager (2012). DeCosta assists GM Ozzie Newsome in overseeing both the college scouting and pro personnel departments. The Taunton, MA, native was honored in 2005 by *The Sporting News* as one of the top young stars in sports and was selected to both the 2008 *Baltimore Business Journal* and *Baltimore Magazine* "40 Under 40" group. He also served on the eight-member committee to interview and select Ravens head coach John Harbaugh in 2008.

During DeCosta's tenure as scouting director, the Ravens drafted Pro Bowlers OLB Terrell Suggs ('03), DT Haloti Ngata ('06), P Sam Koch ('06), G Ben Grubbs ('07), FB Le'Ron McClain ('07), G Marshal Yanda ('07) and RB Ray Rice ('08) and a number of other key contributors, including OLB Jarret Johnson ('03) and Super Bowl XLVII MVP QB Joe Flacco ('08).

1996-2017: (with Baltimore) 2017: Selected Alabama CB Marlon Humphrey in the first round, followed by OLB Tyus Bowser (second) and two third-rounders: DE Chris Wormley and OLB Tim Williams...Ravens signed CB Brandon Carr, S Tony Jefferson, WR Jeremy Maclin and RB Danny Woodhead in free agency. **2016:** Draft picks T Ronnie Stanley (No. 6 overall), G/T Alex Lewis (fourth round), CB Tavon Young (fourth) and RB Kenneth Dixon (fourth) all earned significant playing time as rookies...Ravens also signed key free agents WR Mike Wallace and S Eric Weddle, who earned his fourth Pro Bowl in his first year as a Raven. **2015:** WR Breshad Perriman (first) and TE Maxx Williams (second) were tabbed



Eric DeCosta and general manager/executive vice president Ozzie Newsome attend Ravens practices together, working closely to make decisions on the team's football personnel.

"While Eric continues to help and direct the personnel department, he has become a vital part of the decision-making process for everything we do in football."

– GM & Executive Vice President Ozzie Newsome

early in the draft...Also drafted DT Carl Davis (third), OLB Za'Darius Smith (fourth) and RB Javorius Allen (fourth), all of whom gained valuable playing experience as rookies. **2014:** Ravens signed five-time Pro Bowl WR Steve Smith Sr. and RB Justin Forsett, who earned his first Pro Bowl, finishing fifth in the league with a career-best 1,266 rushing yards...Also drafted LB C.J. Mosley, who became the team's first-ever rookie Pro Bowler. **2013:** Ravens signed Pro Bowl OLB Elvis Dumervil, DE Chris Canty and LB Daryl Smith as key free agents...Smith led the Ravens in tackles (123), and Dumervil was second with 9.5 sacks. **2012:** Promoted to assistant general manager following the NFL Draft...Strong moves both in free agency and the draft helped Baltimore win Super Bowl XLVII...Free agent WR/RS Jacoby Jones, who earned his first Pro Bowl, rookie free agent K Justin Tucker, and draft picks OLB Courtney Upshaw (second round), G Kelechi Osemele (second round) and RB Bernard Pierce (third round) each made significant contributions en route to the title...Tucker, a two-time Pro Bowler, is the NFL's most accurate kicker (89.8%), entering 2017. **2011:** Baltimore signed key free agents FB Vonta Leach, who earned two Pro Bowls with the Ravens (2011-12), and S Bernard Pollard, who started 26 games in two seasons (2011-12)...Team selected CB Jimmy Smith (Colorado) in the first round and standout WR Torrey Smith (Maryland) in the second round. **2010:** Ravens traded for Pro Bowl WR Anquan Boldin, added quality veteran free agent DE Cory Redding and strengthened team depth, including TEs Ed Dickson (third round) and Dennis Pitta (fourth round) through the draft. **2009:** Promoted to director of player personnel, following six successful seasons as scouting director...Ravens drafted All-Rookie team honoree T Michael Oher (first round) and picked up CB Lardarius Webb (Nicholls State) in the third round...Also signed free agent K Billy Cundiff, who earned his first Pro Bowl in 2010. **2008:** Led the Ravens during the NFL Draft, selecting Delaware QB Joe Flacco (18th overall), the Super Bowl XLVII MVP, and Rutgers RB Ray Rice, a three-time Pro Bowler. **2007:** Ravens drafted 2011 Pro Bowl G Ben Grubbs, the team's first-round pick (29th overall), and six-time Pro Bowl G Marshal Yanda (Iowa) in the third round. **2006:** Drafted All-Rookie Team standouts DT Haloti Ngata (12th overall), a five-time Pro Bowler, and S Dawan Landry (fifth round)...Baltimore also selected Pro Bowl P Sam Koch (sixth round) out of Nebraska. **2005:** Selected All-Rookie Team honoree WR Mark Clayton (22nd overall) from Oklahoma, who had a record-breaking first year in Baltimore, and UNC C/G Jason Brown (fourth round). **2003:** Was named director

ERIC DeCOSTA

of college scouting...Drafted 2011 NFL Defensive Player of the Year and 2003 Defensive Rookie of the Year OLB Terrell Suggs, a six-time Pro Bowler. **1998-2002:** Was the Ravens' Midwest area scout...Spent time researching and analyzing draft-day trades and helped evaluate free agent prospects for the pro personnel department...Worked with both the college and pro scouting staffs on the draft and free agency. **1998:** Was promoted to area scout after spending time in the fall of 1997 scouting the Midwest.

1995: (with Washington) First NFL experience was a training camp internship in the Redskins' player personnel department.


1993-95: (with Trinity College) 1994-95: In a graduate fellowship, Eric coached the defensive line and linebackers while earning his master's degree in English. **1993:** Was an intern coach for Trinity's wide receivers.

COLLEGE: Earned degrees in English and the classics from Colby, receiving dean's list honors (1990-92)...Was a three-year football letterman and captain at LB...As a senior, he was selected as the Millett Award recipient for outstanding athletic contributions over his four years...Was recently asked by Colby to be one of the school's Overseers.

PERSONAL: Attended Taunton (MA) HS, where he played FB and LB, earned three varsity letters, and as a senior, was voted team captain...Is active with a number of charities, including the Sports Boosters of Maryland and the Boys and Girls Club... Has assisted with countless fundraisers and other charitable events for those organizations...DeCosta is the Vice President of the Board of Directors for the Maryland SPCA...Eric serves as a celebrity judge at the charity's largest annual fundraiser, the March for the Animals, which raises over \$350,000 each year to help support the Maryland SPCA's mission to improve the lives of pets and people in the community...Also serves on the Board of Trustees for the Irvine Nature Center, a nonprofit environmental educational center in Owings Mills, MD... From 2010-13, Eric reviewed scholarship applications and interviewed high school candidates for the Ravens Scholars program... The initiative, which was created in 2010, awards a \$5,000 renewable scholarship (up to \$20,000 per scholar) to five local high school students each year...Eric and his wife, Lacie, are actively involved with The Family Tree, a nonprofit organization in Maryland dedicated to preventing child abuse and providing families with solutions...Eric, Lacie, their daughter, Jane Elizabeth (14), and two sons, Michael Litz (10) and Jackson James (6), reside in Owings Mills.

SUCCESS ACROSS THE BOARD

Since the team's first year (1996) in Baltimore, the Ravens organization has been praised for its success selecting players throughout the draft. Hall of Famer Jonathan Ogden was tabbed with the franchise's first-ever draft pick, followed closely by future Hall of Famer Ray Lewis, who was the second first-round pick in 1996. The team has also found gems in lower rounds, like Marshal Yanda (third round), Jarret Johnson (fourth), Rick Wagner (fifth), Sam Koch (sixth) and Adalius Thomas (sixth), and has excelled with the signings of rookie free agents who became starters and made key contributions.



DT Brandon Williams
(third round, 2013)

Round Players (Years Drafted)

1	Jonathan Ogden ('96), Ray Lewis ('96), Peter Boulware ('97), Chris McAlister ('99), Todd Heap ('01), Ed Reed ('02), Terrell Suggs ('03), Haloti Ngata ('06), Joe Flacco ('08), Jimmy Smith ('11), C.J. Mosley ('14) & Ronnie Stanley ('16)
2	Jamie Sharper ('97), Ray Rice ('08), Torrey Smith ('11), Courtney Upshaw ('12), Kelechi Osemele ('12) & Timmy Jernigan ('14)
3	Casey Rabach ('01), Marshal Yanda ('07), Lardarius Webb ('09), Brandon Williams ('13) & Crockett Gillmore ('14)
4	Edwin Mulitalo ('99), Jarret Johnson ('03), Le'Ron McClain ('07), Dennis Pitta ('10), Kyle Juszczyk ('13), Alex Lewis ('16) & Tavon Young ('16)
5	Jermaine Lewis ('96), Dawan Landry ('06), Arthur Jones ('10), Pernell McPhee ('11), Rick Wagner ('13) & John Urschel ('14)
6	Adalius Thomas ('00), Chester Taylor ('02), Sam Koch ('06) & Haruki Nakamura ('08)
7	DeAngelo Tyson ('12) & Michael Campanaro ('14)
RFA	Mike Flynn ('97), Priest Holmes ('97), Will Demps ('02), Bart Scott ('02), Ma'ake Kemoeatu ('02), Jameel McClain ('08), Dannell Ellerbe ('09), Albert McClellan ('10), Justin Tucker ('12), James Hurst ('14) & Michael Pierce ('16)

Draft Quick Hit: The Ravens are one of just a few teams that do not belong to the National Football Scouting group, which provides reports to member teams of players who are eligible for the draft. "We make our own list, and that means we look at all players on a college roster," Eric DeCosta says. "We do a lot of cross-checking. A number of us in the department look at everyone, and then we have the area scouts look at certain players from other regions so we get multiple grades and opinions on all the players."



TOGETHER



PAT MORIARTY

SENIOR VICE PRESIDENT OF FOOTBALL ADMINISTRATION

COLLEGE: GEORGIA TECH

BORN: 5/19/55, CLEVELAND, OHIO

EXP. (NFL/RAVENS): 25/22 (1 PLAYING / 24 FRONT OFFICE)

PAT MORIARTY, the team's senior vice president of football administration, has been a key part of the franchise since 1994. A longtime member of the personnel staff, Moriarty was one of the NFL's original "capologists." He is responsible for the management and strategic planning of the Baltimore salary cap. The Cleveland native negotiates all of the Ravens' player contracts, oversees salary cap administration, roster management and the day-to-day operations of the player personnel department. Moriarty is the key liaison with the NFL Management Council and NFL Players Association. Over the course of 24 years, Moriarty has negotiated player contracts totaling over \$1 billion. He has negotiated contracts for 22 Ravens first-round draft choices, as well as numerous free agents. He also analyzes draft-day trades during the NFL selection process each spring. Moriarty works closely with GM Ozzie Newsome in many areas, including helping to coordinate the budgets of the scouting, coaching, equipment, football video, training, and strength and conditioning departments. In 2008, Moriarty was part of an eight-member committee to select head coach John Harbaugh.

1996-2017: (with Baltimore) 2017: Signed free agents CB Brandon Carr, S Tony Jefferson, WR Jeremy Maclin and RB Danny Woodhead. **2016:** Negotiated a multi-year contract extension for Super Bowl XLVII MVP Joe Flacco and signed free agents WR Mike Wallace, TE Benjamin Watson and S Eric Weddle. **2015:** Negotiated a contract extension for 2011 first-round pick CB Jimmy Smith and P Sam Koch. **2013-14:** Re-signed a number of key Ravens free agents, including RB Justin Forsett, who earned his first Pro Bowl, and Pro Bowl WR Steve Smith Sr. to multi-year deals ('14)...Re-signed Flacco to a six-year contract and signed free agents DL Chris Canty and OLB Elvis Dumervil to multi-year deals ('13). **2010-12:** Extended the contracts of defensive starters S Bernard Pollard and CB Lardarius Webb ('12) and negotiated a long-term deal for P Sam Koch ('11)...Ravens traded for and then signed Pro Bowl WR Anquan Boldin ('10) and signed standout free agent DE Cory Redding. **2008-09:** In 2009, team re-signed LB Ray Lewis to finish his career in Baltimore and added quality free agent veterans, including six-time Pro Bowl C Matt Birk, K Billy Cundiff, CB Domonique Foxworth and CB/RS Chris Carr, to improve the roster...In 2008, Ravens signed Pro Bowl special teamer Brendon Ayanbadejo. **2005-07:** Ravens traded for QB Steve McNair in 2006, and in 2007, for RB Willis McGahee, who earned his first Pro Bowl with Baltimore... Moriarty also re-negotiated the contracts of two key Ravens defensive players: NT Kelly Gregg and Pro Bowl S Ed Reed... Also re-signed OLB Jarret Johnson and Pro Bowl LB Bart

Scott...In free agency, Moriarty negotiated the contracts for key additions DE Trevor Pryce, WR Derrick Mason and CB Samari Rolle...Named VP of football administration in '05. **1997-2004:** Re-negotiated the contracts of several other pivotal players, including Pro Bowlers TE Todd Heap, LB Ray Lewis and T Jonathan Ogden, allowing the team to remain competitive while staying within the confines of the salary cap. **1996:** When the franchise moved to Baltimore, Moriarty was named the organization's chief financial officer.

1994-95: (with Cleveland) Joined the Browns' front office in 1994 as the director of business operations.

1982-93: Was involved in commercial banking in the Cleveland area. **1988-93:** Worked for Key Bank in Cleveland in the corporate lending division.

1980-81: Spent NFL training camps with the Cleveland Browns and Miami Dolphins.

NFL PLAYER (1979): Moriarty's NFL career began as a rookie free agent RB for the Cleveland Browns in 1979...Scored 2 TDs and also played on special teams.

COLLEGE/PERSONAL: Earned a bachelor's degree in industrial management from Georgia Tech, where he was a three-year starter at RB...Later earned his master's degree (1993) in business administration from John Carroll University...Earned All-State honors in both football and track at Benedictine (Cleveland, OH) HS and was inducted into the school's Athletic Hall of Fame in 2002...Brother, Tom, played five years in the NFL as a DB, four with Atlanta and one with Pittsburgh...Moriarty, who is on the NFL Management Council's Working Club Executive Committee for the 14th-straight year, is a graduate of the University of Baltimore School of Law...Has been a guest speaker at numerous events, including Loyola University, Univ. of Maryland Law School, Univ. of Maryland Business School and the Univ. of Baltimore School of Law, where he spoke on sports and entertainment law...Moriarty is also on the Board of Advisors for the Univ. of Baltimore School of Law...Has participated in the annual Ravens' event, A Purple Evening (football sessions for women), speaking on the NFL's salary cap... He and his wife, Lynn, are the parents of son, Kevin, owner and operator of Pure Water Maryland, who played midfield on the 2012 NCAA National Championship Loyola University lacrosse team, and daughters, Laura, a graduate of UNC-Wilmington, and Katherine, a medical staffing coordinator at Mary Kraft Staffing in Hunt Valley, MD.

"Pat is an 'impact player' in our organization. He is thorough and sound, plus creative in the structure of contracts. He has a working knowledge of every team's salary cap structure and knows the ins and outs of working with the league office. His management of our cap helped us win our two Super Bowls (2000 and 2012)." – General Manager & Executive Vice President Ozzie Newsome



VINCENT NEWSOME

DIRECTOR OF PRO PERSONNEL

COLLEGE: WASHINGTON

BORN: 1/22/61, BRAINTREE, ENGLAND

EXP. (NFL/RAVENS): 35/22 (10 PLAYING / 25 SCOUTING)

VINCENT NEWSOME is in his 22nd season with the franchise and ninth as the director of pro personnel. Newsome oversees the team's pro scouting efforts, including evaluating NFL free agent talent, providing the coaching staff with advance scouting reports of upcoming opponents and conducting free agent workouts throughout the year. He works closely with GM Ozzie Newsome in analyzing NFL rosters, reviewing the waiver wire daily, and coordinating and evaluating each year's free agency market. Newsome also works with Sr. VP of football administration Pat Moriarty in providing background on players, specifically to assess their talent level and decide a salary cap value. In 2008, he served on the eight-member committee to interview and select Ravens head coach John Harbaugh. Newsome originally joined the franchise's personnel department in 1993, following a 10-year career as a safety in the NFL.

1996-2017: (with Baltimore) **2014-17:** Ravens signed key free agents CB Brandon Carr, S Tony Jefferson, WR Jeremy Maclin and RB Danny Woodhead ('17), WR Mike Wallace, TE Benjamin Watson and S Eric Weddle ('16) and RB Justin Forsett and WR Steve Smith Sr. ('14), adding valuable depth to the roster over the last few years...Weddle (2016) and Forsett (2014) earned Pro Bowl honors as Ravens. **2013:** Was selected to attend the NFL's Career Development Symposium for upper management personnel at the Wharton School of Business in Philadelphia...Ravens bolstered roster following Super Bowl XLVII victory with Pro Bowl OLB Elvis Dumervil and DE Chris Canty. **2011-12:** Ravens acquired key free agents in WR/RS Jacoby Jones ('12), who earned his first Pro Bowl in 2012 and three-time Pro Bowl FB Vonta Leach and S Bernard Pollard in 2011. **2010:** Ravens traded for Pro Bowl WR Anquan Boldin, who provided solid leadership and was a key contributor in the team's Super Bowl XLVII victory. **2009:** Named the Ravens' director of pro personnel in January...Assisted in evaluating and acquiring free agents including C Matt Birk (six-time Pro Bowler). **2003-08:** Was the team's assistant director of pro personnel for six years,

handling advance scouting of Ravens opponents, as well as evaluating talent in the CFL...Newsome conducted free agent workouts during the regular season and assisted the college scouting staff by evaluating talent for the NFL Draft...Baltimore secured a number of key free agents, including three-time Pro Bowl special teamer Brendon Ayanbadejo. **2000-02:** Was the Ravens' western college supervisor, covering players from California to Wisconsin. **1996-99:** Became the Ravens' West area scout upon the team's move to Baltimore...Over the years, key acquisitions from Newsome's scouting area have had success and are recognized league-wide, including Pro Bowlers T Jonathan Ogden, CB Chris McAlister, TE Todd Heap and OLB Terrell Suggs, the 2003 Defensive Rookie of the Year and 2011 NFL Defensive Player of the Year.

1993-95: (with Cleveland) Spent three years as a special assignment scout evaluating skill positions nationally...Joined the Browns' personnel department after retiring from the NFL after a 10-year playing career in the spring of 1993.

NFL PLAYER (1983-92): Was a standout safety for the Los Angeles Rams and Cleveland Browns...Finished his 10-year career with 763 tackles (526 solo), 4 sacks, 62 PD, 17 INTs, 7 FFs and 9 FRs...Led the Rams in tackles his last two seasons...Was honored by his Rams teammates in 1989 with the Ed Block Courage Award after missing 10 games with a neck injury...In 1985, was both the Rams' Special Teams Player of the Year and a *Sports Illustrated* All-Pro at safety...Was originally a fourth-round draft selection by the Rams in 1983.

COLLEGE/PERSONAL: Earned honorable mention All-America honors as a DB his senior year at Washington...Led the secondary with 69 tackles and recorded 4 INTs...Was president of Alpha Phi Alpha fraternity and majored in psychology...Attended Vacaville (CA) HS, where he was a three-sport athlete (football, basketball and track)...Vincent and his wife, Tasha, have three daughters, Candace, Emerald and Victoria.

SUPER BOWLS SINCE 2000

The Baltimore Ravens have won two Super Bowl titles during their first 21 seasons, capturing the Lombardi Trophy in 2000 and 2012. Baltimore is just one of four NFL franchises to win multiple World Championships since 2000.

MOST SUPER BOWL TITLES SINCE 2000 SEASON



Titles	Team	Seasons
5	New England Patriots	2001, 2003, 2004, 2014, 2016
2	Baltimore Ravens	2000, 2012
2	New York Giants	2007, 2011
2	Pittsburgh Steelers	2005, 2008





JOE HORTIZ

DIRECTOR OF COLLEGE SCOUTING

COLLEGE: AUBURN

BORN: 11/8/75, PHILADELPHIA, PA

EXP. (NFL/RAVENS): 20/20

JOE HORTIZ is in his 20th season with the Ravens and eighth as Baltimore's director of college scouting. Hortiz is responsible for all aspects of the college process, coordinating the schedules and cross-checking duties of the area and regional scouts. Hortiz also manages the team's draft preparation and the evaluation and ranking process of hundreds of NFL draft-eligible prospects. Hortiz, who joined the organization in 1998, spent eight years as a scout for Baltimore, covering the Northeast and Southeast regions before becoming a national scout for three seasons (2006-08). In 2007, the Ravens selected Auburn G Ben Grubbs (29th overall), who was scouted by the fellow Auburn alum Hortiz and became a Pro Bowler in 2011. A graduate of the Ravens' "20/20 Club" (see below), Hortiz originally joined Baltimore as a personnel assistant in 1998.

1998-2017: (with Baltimore) 2017: Baltimore selected CB Marlon Humphrey with the 16th-overall pick. **2016:** Ravens had significant contributions from the rookie class, including starts from T Ronnie Stanley (first round), OLB Kamalei Correa (second), G/T Alex Lewis (fourth) and CB Tavon Young (fourth). **2015:** Ravens chose WR Breshad Perriman (26th overall) in the first round, while several draft picks each earned valuable experience as rookies. **2014:** First-rounder LB C.J. Mosley (17th overall) became first-ever Ravens rookie to earn Pro Bowl honors. (Mosley was also named to the Pro Bowl in 2016.) **2013:** Ravens selected four players, including NT Brandon Williams, T Rick Wagner and FB Kyle Juszczyk, who each developed into premier NFL players at their respective positions. **2012:** Ravens drafted Alabama OLB Courtney Upshaw (second round), Iowa State G Kelechi Osemele (second) and Temple RB Bernard Pierce (third), all of whom helped the Ravens win Super Bowl XLVII...Osemele was a Pro Bowler and named first-team All-Pro in 2016. **2011:** Selected CB Jimmy Smith (Colorado) and WR Torrey Smith (Maryland) in the first two rounds...Torrey set team rookie receiving records in catches (50), yards (841) and TDs (7)...

OLB Pernell McPhee (fifth) and QB Tyrod Taylor (sixth) were also selected by Baltimore. **2010:** Ravens drafted key contributors TEs Ed Dickson (third round) and Dennis Pitta (fourth), DE Art Jones (fifth) and WR/RS David Reed (fifth), who had the NFL's longest KOR (103 yards), setting a then-franchise record in 2010. **2009:** Promoted to director of college scouting after eight years as a college scout...In Hortiz's first draft as head of college scouting, Baltimore selected All-Rookie team performer T Michael Oher (Mississippi) with the 23rd-overall selection and CB/RS Lardarius Webb (Nicholls State). **2008:** Scouted players across the country, with a primary focus on the eastern half, where seven of 10 Ravens draft picks, including Super Bowl XLVII MVP QB Joe Flacco, were selected in the '08 NFL Draft. **2007:** Team's first-round draft pick Grubbs was selected from Hortiz's focus area and attended his alma mater (Auburn). **2006:** Promoted to national scout...Was tasked with covering the eastern half of the country, including the Big East, Big Ten, MAC, ACC, SEC and Conference USA. **2003-05:** Served as Ravens Southeast area scout and covered the SEC, ACC and C-USA. **2001-02:** Scouted the Northeast. **1998-2000:** Worked both with the pro and college scouting staffs as a football personnel assistant... Responsibilities included assisting GM Ozzie Newsome and Sr. VP of football administration Pat Moriarty, who manages the salary cap, and performing "the box" workout at schools across the country for three spring seasons.

COLLEGE/PERSONAL: While earning his B.S. in accounting from Auburn, Joe was an undergraduate assistant coach for Terry Bowden and the Tigers' football team from 1995-97... Worked with both the QBs and WRs and coached the scout team LBs and secondary...Also coordinated Auburn's summer football camps...Son of Joe and Marlene Hortiz, Joe attended Salesianum (Wilmington, DE) HS...He and his wife, Jennifer, also an Auburn alum, have four sons, Joey (10), Jack (9), Jameson (6) and Julian (4).



THE "20/20 CLUB"

The Ravens' "20/20 Club" includes members of the team's personnel staff who started with the Ravens as young assistants and grew into evaluators with more input. The term "20/20" refers to hiring 20-year-olds for \$20,000. According to Ozzie Newsome: "The guys actually started when they were a little older than 20 and for more than \$20,000, but that's what we call them."

"20/20 CLUB" GRADUATES (includes current personnel staff)

Name	Joined Ravens	Current Title
George Kokinis	1991 (with Browns)	Senior Personnel Assistant
Eric DeCosta	1996	Assistant General Manager
Joe Hortiz	1998	Director of College Scouting
Chad Alexander	1999	Assistant Director of Pro Personnel
Mark Azevedo	2005	Northeast Area Scout
David Blackburn	2007	West Area Scout
Andrew Raphael	2013	Southeast Area Scout
Brandon Berning	2015	Midwest/Southwest Area Scout



TOGETHER



JESSICA MARKISON

DIRECTOR OF FOOTBALL ADMINISTRATION

COLLEGE: VILLA JULIE COLLEGE

BORN: 4/17, LAKEVILLE, MN

EXP. (NFL/RAVENS): 22/22

JESSICA MARKISON has been with the Ravens organization since the team's initial year in Baltimore (1996). Originally hired prior to the Ravens' first NFL Draft as an assistant to GM Ozzie Newsome and the scouting staff, Markison was promoted to her current role as director of football administration in 2014, following nine years as the team's executive assistant/football administration manager.

1996-2017: (with Baltimore) Markison is responsible for all club player transaction and contract submissions, as well as salary cap filings with the NFL Management Council... She works closely with Newsome and senior VP of football administration Pat Moriarty on all contract proposals, trades, salary cap administration and the day-to-day operations of the player personnel department...Markison also assists with the coordination of the team's compliance with the NFL's Collective Bargaining Agreement and labor-related issues, as well as several other administrative functions within the organization. **2016-17:** Was selected to represent the Ravens at the NFL's first two Women's Career Development Symposiums. **2014:** Promoted to director of football administration. **2005:** Named executive assistant/football administration manager.

1996: Was an original hire in the player personnel department for the inaugural season.

1986-95: (with U.S. Naval Academy) 1990-95: Served as the executive assistant for Navy's renowned athletic director, Jack Lengyel. **1986-89:** Was executive assistant for Navy's head football coaches, Gary Tranquill and Elliott Uzelac...Also worked closely with the late Steve Belichick, the longtime scout at Navy.

COLLEGE/PERSONAL: Markison earned her bachelor of science in nursing at Villa Julie College and her master's in business administration at Loyola University...As a Registered Nurse, she has worked part-time at two Baltimore-area hospitals: Union Memorial Hospital and Mt. Washington Pediatric Hospital, serving on the planning committee for the latter's fundraising golf tourney ('17)...The U.S. Navy veteran is a member of the Health Care Compliance Association (HCCA), the American Nurses Association (ANA) and the Maryland Nurses Association (MNA)...Jessica is a finisher of both the Marine Corps Marathon (2009) and the Twin Cities Marathon (2014), as well as several half marathons and 5Ks.



TOGETHER



GEORGE KOKINIS

SENIOR PERSONNEL ASSISTANT

COLLEGE: HOBART

BORN: 2/27/67, WETHERSFIELD, CT

EXP. (NFL/RAVENS): 27/21

GEORGE KOKINIS began his NFL career with the Cleveland Browns in 1991, moving with the franchise to Baltimore in 1996. He advanced through the scouting ranks, ultimately becoming the Ravens' director of pro personnel for six seasons (2003-08). Kokinis was hired to be the Cleveland Browns' general manager in 2009. As a longtime member of Ozzie Newsome's staff, Kokinis returned to the franchise in 2010, bringing a wealth of player personnel experience and knowledge back to Baltimore.

2010-17: (with Baltimore): Assists in the evaluation of the team's college and pro personnel. **2010:** Re-joined the team as the Ravens' senior personnel assistant.

2009: (with Cleveland) 2009: Named the Browns' general manager on Jan. 26, 2009.

1996-2008: (with Baltimore) 2003-08: Kokinis became the team's director of pro personnel in 2003, overseeing all aspects of the pro football personnel department...In his six years as director, his role included assisting evaluating free agent talent, monitoring waiver wire transactions, and handling contract negotiations for later-round draft picks.

2000-02: Promoted to the Ravens' assistant director of pro personnel in 2000...Conducted the advance scouting of Ravens opponents and provided reports to the coaches.

1996-99: Was the Ravens' Northeast area scout for four years before moving over to pro personnel...Moved to Baltimore with the Modell franchise.

1991-95: (with Cleveland) Began his NFL scouting career with the Browns in 1991 after serving an internship in the team's operations department.

COLLEGE/PERSONAL: Graduated from Hobart College with a B.A. in psychology and earned his master's degree in sports management at the University of Richmond (1991), while working as a graduate assistant coach for the Spiders' baseball team...He played both football and baseball during his collegiate career, earning ECAC Baseball Player of the Year honors in 1989 as a pitcher for the Statesmen, and was selected to represent the conference in a New York vs. New Jersey All-Star Game played at Yankee Stadium...Kokinis was a two-sport athlete at Wethersfield (CT) HS...George and his wife, Elizabeth, have a daughter, Marissa (18), a freshman at Vassar College, and twins Peter and Ella (13).



O.J. BRIGANCE

SENIOR ADVISOR TO PLAYER ENGAGEMENT

COLLEGE: RICE

BORN: 9/29/69, HOUSTON, TX

EXP. (NFL/RAVENS): 21/15 (7 PLAYING / 14 FRONT OFFICE)

O.J. BRIGANCE, a former Ravens and Baltimore Stallions (CFL) LB, is the Ravens' senior advisor to player engagement. Brigance, who has three championship rings – two Super Bowl rings with the Ravens (2000 and 2012) and a CFL Grey Cup ring with the Baltimore Stallions (1995) – has been an inspiration to the entire Ravens organization for his perseverance and courage while fighting Lou Gehrig's Disease (Amyotrophic Lateral Sclerosis) the past 10-plus years. In June 2014, Brigance was honored by the Pro Football Writers Association with the George Halas Award, given to the NFL player, coach or staff member who has overcome the most adversity to succeed. The NFL has saluted Brigance many times, earning the Best Overall Player Development Program award for two-straight years (2005-06) and also receiving the Most Outstanding Internship Program Award in 2005. In 2007, the NFL once again honored Brigance's program, this time with the Outstanding Continuing Education Program Award. In 2008, the Ed Block Courage Award Foundation also saluted O.J. with its Johnny Unitas Tops in Courage Award for his strength in his battle against ALS. Brigance played seven years for three NFL teams (Miami, Baltimore and St. Louis) before joining the Ravens' front office in 2004.

2004-17: (with Baltimore) Works closely with director of player engagement Harry Swayne and assistant director Jameel McClain to assist all Ravens players with each phase of their careers...Has made significant contributions to the Ravens' player development program, including organizing a number of player internships in high school football programs, financial institutions and real estate groups...The life skills programs O.J. has provided to the players each year have been highly effective...Brigance's wife, Chanda, has also been very active with the organization, having spent a number of years as the Lady Ravens group facilitator...She coordinated the involvement of the players' and coaches' spouses and significant others with team-related events, including the Ravens' Family Food Drive and other charity functions and team-building activities...After being diagnosed with ALS (2007), Brigance has chosen to make the most of the opportunity by raising money and awareness for the fight against the disease...He established his own foundation, the Brigance Brigade Foundation (brigancebrigade.org), whose mission is to equip, encourage and empower people living with ALS...O.J. was the honorary chair of the Johns Hopkins University Packard Center for ALS Research's annual Fiesta 5K run six times (2008-13), helping raise over \$1 million in those six years...The Ravens organization supported O.J. each year, drawing the entire Ravens team in 2008 to run in the race. **2014-17:** Each of the past four years, Brigance Brigade hosted a 5.7K race, attended by over 1,000 supporters, raising over \$500,000 to help people living with ALS. **2013:** Brigance published a book, *Strength of a Champion*, sharing his incredible story. **2008:** Brigance earned an Emmy Award as

the host of the team's weekly TV show, *Ravens Report*. **2005:** Lady Ravens participated in the team's Hurricane Katrina relief collection...Chanda has also organized seminars for the group on benefits, financial education and empowerment.

NFL/PRO PLAYER: 2001-02: (with St. Louis) Brigance retired from the NFL after a two-year stint with the Rams.

2000: (with Baltimore) Significant special teams contributor on the Ravens' first Super Bowl championship squad...Was second on team with 25 special teams tackles and led Ravens with 10 special teams stops in the postseason, including the very first special teams tackle in Super Bowl XXXV.

1996-99: (with Miami) Entered the NFL with the Miami Dolphins as a free agent...Was voted team captain twice in four seasons...His Dolphins teammates also selected him as the Ed Block Courage Award recipient in 1999...Brigance was involved in a number of different community organizations, including Habitat for Humanity, Cystic Fibrosis Foundation and the Daily Food Bank. **1999:** Honored with the NFLPA's Unsung Hero Award.

1994-95: (with Baltimore Stallions) Helped the CFL team earn a Grey Cup Championship in 1995.

1991-93: (with British Columbia Lions) Brigance's professional football career began in the CFL with the British Columbia Lions...Spent three seasons with the Lions (1991-93) and was named an All-Conference LB.

COLLEGE/PERSONAL: Graduated from Rice with a degree in managerial studies in 1992...Four-year letterman and three-year starter at LB...Brigance, who served on the board of directors for Aunt Hattie's Place, a home for young men, received the NFL's Winston/Shell Award in 2005, which is given annually to the player development director who demonstrates commitment and dedication in developing unique and innovative ideas and solutions to advance the NFL's player engagement mission...O.J. currently serves on the board of directors for the Unified Community Connections.



BRIGANCE BRIGADE FOUNDATION

O.J. and Chanda Brigance created the Brigance Brigade Foundation. Its mission is to equip, encourage, and empower people living with ALS.

BRIGANCE  BRIGADE

FOUNDATION
FIGHTING ALS





HARRY SWAYNE

DIRECTOR OF PLAYER ENGAGEMENT

COLLEGE: RUTGERS

BORN: 2/2/65, PHILADELPHIA, PA

EXP. (NFL/RAVENS): 30/12 (15 PLAYING / 15 FRONT OFFICE)

HARRY SWAYNE is in his eighth year as the Ravens' director of player engagement. Swayne, an offensive tackle on Baltimore's Super Bowl XXXV championship team, oversees the day-to-day responsibilities of the player engagement department, including assisting players with career transition into, during and after their time in the NFL. He helps focus their attention on financial education and family assistance, ensuring each player has the support he needs. Swayne, who has four Super Bowl rings – including the Ravens' 2000 and 2012 World Championships – played tackle for five teams (TB, SD, Den., Bal. and Mia.).

2008-17: (with Baltimore) 2012: Completed the NFL's Athlete Development Professional Certification Program at The Wharton School. **2011:** Named to the NFL's Player Engagement Steering Committee by his fellow NFL player development directors. **2010:** Promoted to director of player development. **2009:** NFL awarded the Ravens as the Continuing Education Program of the Year. **2008:** Re-joined the Ravens as the assistant director of player programs.

2003-07: (with Chicago) Was the Bears' team chaplain for five years, following a year-long internship with Rod Hairston, the former Ravens' team chaplain.

NFL PLAYER (1987-2001): Was originally drafted (seventh round) by Tampa Bay in 1987 as a DE, but switched to tackle after three seasons (1987-90)...Spent six years with the San Diego Chargers (1991-96), contributing to the team's 1994 AFC Championship...Signed with the Denver Broncos in 1997 and earned his first two Super Bowl rings (1997-98)...Joined the Ravens as a free agent in 1999 and received his third Super Bowl ring – as the starting RT – after Baltimore's 34-7 victory over the Giants in Super Bowl XXXV...Swayne retired from the NFL as a player after the 2001 season in Miami.

COLLEGE/PERSONAL: Earned a degree in physical education from Rutgers in 1990 and is working towards his master's in counseling at Liberty University...Played football and basketball at Cardinal Dougherty (Philadelphia, PA) HS... Harry and his wife, Dawn, have five children: daughters Tosca (18), Sheri (13) and Nina (12) and sons Chris (17) and Rod (10).



RAVENS ROOKIES PROGRAM

Harry Swayne, with assistance from O.J. Brigance and Jameel McClain, oversees the team's rookie orientation program, helping the players transition from college to the pros. The program includes seminars on social responsibility, healthy manhood, financial awareness and continuing education.

The Ravens' rookies (right) took a trip to Baltimore's Helping Up Mission during the 2017 offseason, serving food and spending time with the men at the shelter and learning first hand about the team's commitment to giving back.






CHAD ALEXANDER
 ASSISTANT DIRECTOR OF PRO PERSONNEL
COLLEGE: WAKE FOREST
BORN: 2/17/75, MEMPHIS, TN
EXP. (NFL/RAVENS): 19/19

CHAD ALEXANDER is in his 19th season with the club, including his ninth as assistant director of pro personnel. He works closely with director of pro personnel Vincent Newsome in evaluating NFL talent, providing advance scouting reports on upcoming opponents for the coaching staff, and assisting with free agent workouts. Prior to his current role, Alexander spent six years as a college area scout, covering three different regions of the country for the Ravens. For eight years, he annually represented the Ravens at the NFL Draft, when it was held in New York City.

1999-2017: (with Baltimore) 2014-17: Ravens signed key free agents CB Brandon Carr, S Tony Jefferson and WR Jeremy Maclin (2017), WR Mike Wallace and S Eric Weddle (2016), and WR Steve Smith Sr. and RB Justin Forsett (2014) to bolster the club. **2010:** Ravens traded for Pro Bowl WR Anquan Boldin. **2009:** Promoted to assistant director of pro personnel following the '09 draft...Team selected third-round pick CB Lardarius Webb (Nicholls State) from Chad's '08 scouting region (Southeast). **2008:** Alexander transitioned to the Southeast area after the NFL Draft in April. **2005-07:** Spent three seasons as Baltimore's Midwest area scout. **2003-04:**

Spent two years as the team's West area scout...During that time, the Ravens picked a number of players from his area, including OLB Terrell Suggs, the 2011 Defensive Player of the Year. **1999-2002:** Helped pro personnel staff scout free agents and assisted with advance scouting reports of opponents... Also monitored NFL practice squads, ranking players for potential signings...Assigned to scout colleges across the country for cross-checking duties. **1999:** Joined the Ravens as a pro personnel assistant.

COLLEGE/PERSONAL: Played FB at Wake Forest for four years...Earned a degree in communications...Worked for a year at an elementary school for children with behavioral disorders in Minneapolis, MN...Was an All-District football selection at Coppell (TX) HS...Also ran track for the Coppell Cowboys...Son of the late Hubbard Alexander, a former NFL WRs coach who won two championships while coaching receivers at the University of Miami (1983 and 1987) and three while coaching the Dallas Cowboys' receivers (1992, 1993 and 1995)...Chad and his wife, Liz, have three daughters, Morgan (15), Chloe (9) and Charlotte (5).




JAMEEL McCLAIN
 ASSISTANT DIRECTOR OF PLAYER ENGAGEMENT
COLLEGE: SYRACUSE
BORN: 7/25/85, PHILADELPHIA, PA
EXP. (NFL/RAVENS): 8/7 (7 PLAYING / 1 FRONT OFFICE)

In his first role in an NFL front office, **JAMEEL McCLAIN** returned to the Ravens in 2017 as the team's assistant director of player engagement. He assists Harry Swayne and O.J. Brigance, working with the players to help them transition to the pro level and support them along their journey. McClain, who played seven years in the NFL, originally signed with the Ravens as a rookie free agent in 2008. After six seasons in Baltimore, McClain signed as a free agent with the New York Giants (2014) in his final campaign.

2017: (with Baltimore) Re-joined the Ravens as the team's assistant director of player engagement.

NFL PLAYER (2008-16): Played in 103 games, primarily with the Ravens, and posted 455 tackles, 7 sacks, 1 INT, 4 FRs and 2 FFs in his eight-year career...Originally signed as a rookie free agent, but earned his way into the starting defensive rotation on one of the NFL's best defenses. **2014: (with NYG)** Signed with the New York Giants in his final NFL season. **2008-13: (with Baltimore) 2012:** Started 13 games as a member of

the Ravens' Super Bowl XLVII Championship team. **2010-11:** Started all 16 games at LB in '11 and 15 games in '10. **2009:** Started his first-career game. **2008:** Was the only undrafted rookie free agent to make the team's 53-man roster.

COLLEGE/PERSONAL: Played defensive end at Syracuse and double majored in communications/rhetorical studies and sociology...Attended George Washington (Philadelphia) HS and played football, earning the role of captain his senior year...Received second-team All-Big East honors (2006)... Throughout his NFL career, McClain was very active in the community, particularly working with The Salvation Army, as he became a spokesperson for the nonprofit, speaking at its annual Red Kettle Campaign events...Since 2009, McClain has hosted the "53 Families Dinner" in Baltimore each Thanksgiving...The meal benefits The Salvation Army families in need...McClain also has supported The Salvation Army with a holiday gift distribution and a coat drive to benefit Baltimore-area children in need...Jameel and his wife, Keisha, were married in 2016 in Baltimore.



TOGETHER



MILT HENDRICKSON

NATIONAL SCOUT

COLLEGE: LUTHER COLLEGE

BORN: 2/6/74, HUNTINGTON BEACH, CA

EXP. (NFL/RAVENS): 13/13

MILT HENDRICKSON, who is in his 13th year with the club, was promoted to national scout following the 2016 NFL Draft, after three seasons as the team's mid-regional scout. As one of two national scouts (Lonnie Young), Hendrickson is responsible for scouting schools across the country. Like all members of the Ravens' personnel department, Hendrickson also cross-checks players from other scouting areas, evaluating, viewing tape and writing reports on prospects that the team considers "draftable." He originally joined the Ravens as a personnel assistant in 2005.

2005-17: (with Baltimore) 2016: Named national scout following the draft...Team selected Notre Dame T Ronnie Stanley (6th overall) from Hendrickson's region. **2015:** TE Maxx Williams (second round), DT Carl Davis (third) and OLB Za'Darius Smith (fourth) were drafted from Hendrickson's region. **2013:** Was named mid-regional scout following the draft...Scouted and ranked fifth-round pick T Rick Wagner (Wisconsin) very highly in his pre-draft reports...Wagner started 47 games in his Ravens career, before signing with Detroit in '17. **2012:** Ravens selected G Kelechi Osemele (Iowa State) from Milt's scouting area. **2008:** Promoted to Midwest area scout after the '08 draft. **2006-07:** Worked primarily with the pro personnel staff, serving as one of the team's two advance scouts of seasonal opponents and also tracking free agency...Gained experience in all aspects of the personnel department, including college scouting in the Midwest. **2005:** Joined the Ravens as a player personnel assistant.

2000-04: (with Luther College) 2002-04: Was Luther (Decorah, IA) College's associate head coach/special teams coordinator/offensive line coach...Hendrickson structured and implemented film analysis and film exchange with opponents...Was also responsible for recruiting and evaluating student-athletes. **2000-01:** Was the team's offensive line/running backs coach...Spent two months as the team's interim head coach, guiding the program through the transition period to a new head coach in 2001.

1997-99: (with De Soto HS) Earned a 26-10 record as the head varsity football coach for De Soto (WI) HS, while teaching language arts and social studies at De Soto Middle School.

1996: (with University of Wisconsin-La Crosse) Was the assistant varsity football coach.

COLLEGE/PERSONAL: Was team captain for both the football and baseball teams at Luther College...Graduated with a degree in history and elementary education... Also earned his master's in exercise and sports science-sport administration from Wisconsin-La Crosse...Was the valedictorian as a senior at Pecatonica (Blanchardville, WI) HS and was inducted into the school's Athletic Hall of Fame in 2016...Was a South All-Star for the 1992 Wisconsin Shrine Bowl...Milt, who interned for the Green Bay Packers during training camp in 2004, and his wife, Amy, have a son, Hutson (12) and two daughters, Avalyn (8) and Jaycie (5)... The family resides in La Crosse, WI.



RAVENS ROOKIE FREE AGENT SUCCESS

The Ravens have recruited and signed a number of undrafted rookie free agent gems in their initial 21 seasons (1996-2016):

Position	Player	Year Signed	Ravens GP/GS
RB	Priest Holmes	1997	48/19
C	Mike Flynn	1997	133/115
DE	Marques Douglas	2000	55/32
FB	Alan Ricard	2000	55/32
S	Will Demps	2002	57/46
DT	Ma'ake Kemoeatu	2002	76/34
LB	Bart Scott	2002	109/58
LB	Jameel McClain	2008	87/55
LB	Dannell Ellerbe	2009	46/14
LS	Morgan Cox	2010	102/0
K	Justin Tucker	2012	80/0
WR	Marlon Brown	2013	38/15
S	Brynden Trawick	2013	38/1
T	James Hurst	2014	48/16
LB	Zachary Orr	2014	46/15
DT	Michael Pierce	2016	16/1

Quick Hit: LB Bart Scott ('07), K Justin Tucker ('13, '16) and LS Morgan Cox ('15-16) earned a trip to the Pro Bowl while with the Ravens.



Mike Flynn



Bart Scott



Jameel McClain



Justin Tucker



LONNIE YOUNG
NATIONAL SCOUT
COLLEGE: MICHIGAN STATE
BORN: 7/18/63, FLINT, MI
EXP. (NFL/RAVENS): 27/10 (12 PLAYING / 15 SCOUTING)

LONNIE YOUNG was promoted to national scout following the 2016 NFL Draft. As one of two national scouts (Milt Hendrickson) for the Ravens, Young scouts schools across the country. Originally joining the Ravens in 2008, he spent five seasons as a West area scout. Young played 12 seasons as a defensive back for three NFL teams (Arizona, San Diego and NY Jets). While away from football, Young was a member of the McDonald's owner/operator program and ran two restaurants prior to going into the staffing industry with Express Personnel services. He began his NFL scouting career with the New York Jets in 2002. After a year in New York, Young spent the next five years with the Arizona Cardinals evaluating players from the western half of the country.

2008-17: (with Baltimore) 2016: Promoted to national scout after the draft...Ravens selected OLB Kamalei Correa (Boise State) and DE Bronson Kaufusi (BYU) from Young's region. **2015:** RB Javorius Allen (USC) was drafted in the fourth round. **2014:** Heavily recruited undrafted LB Zach Orr, who played in 46 games for the Ravens in his three seasons before a career-ending injury in 2016. **2013:** Named West-regional scout following the draft...Ravens drafted TE Crockett Gillmore, who has started 16 games in his three seasons. **2011:** First-round pick CB Jimmy Smith (Colorado) was taken in the draft. **2010:** Ravens drafted TEs Ed Dickson and Dennis Pitta, and WR/RS David Reed from Young's area. **2009:** Team selected OLB Paul Kruger (Utah) in the second round of the draft. **2008:** Joined the Ravens as a West area scout.


2003-07: (with Arizona) Cross-checked player evaluations for the western half of the country...Was also responsible for

scouting additional Midwestern states, including Michigan and Indiana. **2003-04:** Re-joined the Cardinals, spending two years as the team's national scout.

2002: (with New York Jets) Started his scouting career as a Midwest scout for the last team for which he played.

NFL PLAYER (1985-96): Was originally selected (12th round) by the Cardinals in the 1985 NFL Draft, earning the team's rookie of the year award. He played in 150 career games as a DB for the Cardinals (1985-90), Jets (1991-93, 95-96) and Chargers (1994), earning an AFC Championship ring, along with Ravens director of player engagement Harry Swayne, while with San Diego...Tallied 720 tackles (540 solo), 11 INTs, 14 FRs, 9 FFs, 44 PD and 2 sacks...In 1985, Young earned All-Rookie honors after leading the Cardinals' secondary with 3 INTs...He received an honorable mention All-Pro honor in 1988...His Jets teammates selected him as their 1993 Ed Block Courage Award recipient after he returned from a career-threatening knee injury...Also received the Jets' Dennis Byrd Award for being the most inspirational player on the team (Byrd suffered a career-ending spinal injury in 1992).

COLLEGE/PERSONAL: Was a two-year starting CB at Michigan State, earning a degree in communications...Lonnie received honorable mention All-Big Ten honors in 1984...Was a two-sport athlete for the Spartans, also lettering in track and field...Attended Beecher (Flint, MI) HS and was inducted into the Flint Hall of Fame in 2004...In 2014, Lonnie was inducted into the Greater Flint Afro American Hall of Fame...Was a childhood friend and teammate of former Giants LB Carl Banks...Both high school jerseys were retired in the same ceremony.



Mike Mayock, NFL Media: "I think the Ravens' front office is as solid as any in the NFL. It's not just Ozzie [Newsome] who is outstanding. It's Eric DeCosta; it's Joe Hortiz. These guys are outstanding. They've stood the test of time."

Adam Schein, SiriusXM/CBS Sports: "Three guarantees in life: Death, taxes and the Ravens ruling the draft. General manager Ozzie Newsome, assistant general manager Eric DeCosta and a great scouting department comprise a front office that always seems to be three steps ahead."

Don Banks, SI.com: "The Ravens are the NFL's gold standard on draft day, consistently making choices that stand the test of time."

Ian Rapoport, NFL.com: "The Ravens' general manager [Ozzie Newsome] has built a perennial playoff participant through the draft, and he's done so by spotlighting the kinds of players the organization is now known for – those who play like they'd do it for free. Gritty, tough and with a love of the game. Hard-nosed, nasty and with a certain violence. If you were choosing sides for a street fight, think about how many Ravens you'd want on your team."

John Clayton, ESPN: "As a player, he was known as the Wizard of Oz, a Hall of Fame tight end who was hard to stop. As a drafter, he's a master of finding the right players."

Mel Kiper, ESPN: "This team wins because it drafts well. Steve Bisciotti is a great owner because he lets his guys do their job."

Todd McShay, ESPN: "The Ravens are successful, because they ignore needs to take the best player available. There's a reason the Ravens are always picking in the bottom half of the draft. They win and are in the playoffs each year."




MARK AZEVEDO
 NORTHEAST AREA SCOUT
COLLEGE: COLBY
BORN: 2/17/82, PLYMOUTH, MA
EXP. (NFL/RAVENS): 13/13

MARK AZEVEDO is in his fifth year as the Ravens' Northeast area scout and covers schools from the ACC, Atlantic 10, Big East, Big Ten, Ivy League, MAC, MEAC and SEC. Following each year's draft, Azevedo assists in coordinating the post-draft free agent signing process. For the last 13-consecutive years, at least one undrafted Ravens rookie free agent has earned a spot on the opening-day roster. Azevedo is also assigned to evaluate collegiate defensive backs, viewing tape and ranking those considered "draftable" by the Ravens.

2005-17: (with Baltimore) Coordinates the team's post-draft free agent signing process in addition to scouting the country's Northeast corner. **2014:** Ravens drafted DE Brent Urban, G John Urschel and RB Lorenzo Taliaferro from Azevedo's focus area. **2013:** Named team's Northeast area scout. **2012:** Following the draft, was elevated to cover the Southeast area, including the SEC and ACC, among other southern conferences. **2010:** Named an area scout and assisted with the evaluation of college talent in the Southeast, Southwest and Midwest regions. **2009:** Named a pro scout...Also served as one of two advance scouts (with assistant director of pro personnel Chad Alexander) for seasonal opponents. **2007-08:** Worked on team advance

reports for the pro personnel department...Also evaluated talent from 20 colleges covering the East Coast from Maine to Virginia...Assisted Sr. VP of football administration Pat Moriarty in studying player contracts and salaries...Helped track and evaluate upcoming free agents...Coordinated pre-draft player visits. **2006:** Advanced the opponents' special teams units.

2004: (with Springfield College) Graduate assistant coach for the FBs...Assisted with recruiting in Florida, Massachusetts and Pennsylvania.

2003: (with Colby College) Worked with the football staff as a student with graduate assistant responsibilities.

COLLEGE/PERSONAL: A four-year contributor at TE for Colby College...Won the Paul "Ginger" Frazier award after his senior season...Graduated with a degree in American studies and minor in administrative science in 2004...Attended Silver Lake Regional (Kingston, MA) HS, where he was captain of the football team his senior year, earning two letters... Also earned one letter in track...Son of Dennis and Diane Azevedo...Mark and his wife, Meghan, who worked in the Ravens' front office for three years, have a son, Mason (2).




BRANDON BERNING
 MIDWEST / SOUTHWEST AREA SCOUT
COLLEGE: WISCONSIN-LA CROSSE
BORN: 4/17/88, DODGEVILLE, WI
EXP. (NFL/RAVENS): 4/3

BRANDON BERNING was promoted to become the team's Midwest/Southwest area scout following the 2017 NFL Draft. In his third year with the team, he covers schools in the Midwest and Southwest regions, scouting schools in the Big 12, Big Ten, SEC and AAC. Berning entered the NFL as a scouting intern in 2014 with the New York Giants before joining the Ravens following the 2015 NFL Draft as a player personnel assistant. He has served in numerous roles within the personnel department in Baltimore, including preparing advance scouting reports on upcoming opponents, assessing free agent prospects, organizing local college workouts, and helping coordinate the team's 30 pre-draft visits. Berning's other roles in the draft process feature communicating the Ravens' selection to the league representative during the draft and assisting Northeast area scout Mark Azevedo with the post-draft free agency signing process.

2015-17: (with Baltimore) 2017: Named Midwest/Southwest area scout. **2016:** Served in a number of roles, including assessing free agent prospects, preparing advance scouting reports on upcoming opponents and organizing local college workouts. **2015:** Joined the Ravens as a player personnel assistant following the 2015 NFL Draft.

2014: (with New York Giants) Spent his first season working in the NFL as a scouting intern with the New York Giants.

2012-13 (Wisconsin) Named a recruiting assistant at the University of Wisconsin while earning his masters degree in educational leadership with a focus on athletic administration.

COLLEGE/PERSONAL: Worked as a football operations assistant while at Wisconsin-LaCrosse, assisting with recruiting...Berning, a two-sport (football and basketball) athlete at Dodgeville (WI) HS, resides in Madison, WI with his wife, Amanda.



DAVID BLACKBURN

WEST AREA SCOUT

COLLEGE: DePAUW

BORN: 5/26/82, INDIANAPOLIS, IN

EXP. (NFL/RAVENS): 10/10

DAVID BLACKBURN, who has been with the Ravens since 2007, was named an area scout following the 2012 NFL Draft. In his fifth year as the team's West area scout, Blackburn covers schools from the Pac-12, Mountain West, Sun Belt and Big Sky conferences. Like other Ravens' personnel staff, Blackburn also cross-checks players from other scouting areas, evaluating, viewing tape and ranking those prospects considered "draftable" by the Ravens.

2007-17: (with Baltimore) **2016-17:** Baltimore drafted G/C Nico Siragusa (San Diego State, 2017), OLB Kamalei Correa (Boise St., 2016) and DE Bronson Kaufusi (BYU, 2016) from Blackburn's focus area. **2014-15:** Ravens selected TE Crockett Gillmore (Colorado State, 2014) and RB Javorius Allen (USC, 2015) from his area. **2013:** Named West area scout. **2012:** Named an area scout following the draft. **2007-11:** After joining the team as a player personnel assistant in 2007, Blackburn served a number of roles within the team's scouting department, including preparing advance scouting reports of upcoming opponents,

analyzing free agent prospects for pro personnel, scouting draftable collegiate players at multiple schools and helping coordinate in-season free agent player workouts/visits. **2006: (with Butler University)** Graduate assistant coach for the defensive backs.

COLLEGE/PERSONAL: Graduated from DePauw with a degree in economics and minor in history in 2004...Was a four-year starter and captain (senior year) at cornerback for the Tigers, becoming the school's only four-time All-SCAC (Southern Collegiate Athletic Conference) selection...In 2005, David was named to the SCAC's 15th Anniversary Football Team...Earned a spot in the Management Fellows Program for business and entrepreneurship at DePauw...Was a captain at safety for Ben Davis (Indianapolis, IN) HS...Ben Davis was undefeated (15-0) and won the 5A State Championship during Blackburn's senior year...Also played baseball (four years) and basketball (two years) in high school...David and his wife, Kishia, and their son David III (1) live in Phoenix, AZ.



DWAUNE JONES

MIDWEST AREA SCOUT

COLLEGE: RICHMOND

BORN: 7/11/77, WASHINGTON, DC

EXP. (NFL/RAVENS): 13/2

DWAUNE JONES, who joined the Ravens following the 2016 NFL Draft, covers schools in the Midwest region for Baltimore. He scouts the Big Ten and MAC, plus some schools in the SEC, Conference USA and ACC conferences. Jones also evaluates and provides cross-checking evaluation reports for the scouting department. Jones, who also spent 11 seasons with the New Orleans Saints' scouting department, has NFL playing experience with both the Cleveland Browns and Houston Texans, originally signing with the Browns as a rookie free agent in 2000.

2016-17: (with Baltimore) **2017:** Scouted DE Chris Wormley (Michigan), who was drafted in the third round. **2016:** Joined the Ravens as Midwest area scout.

2005-15: (with New Orleans) **2014:** LB Kasim Edebali was recruited and signed as a rookie free agent (RFA) by Jones. **2012:** Was promoted to Northern regional scout. **2010:** Scouted and helped sign undrafted RB Chris Ivory, who rushed for 716 yards and 5 TDs in his rookie year for the Saints. **2009:** First-rounder WR Malcolm Jenkins (Ohio State) and seventh-rounder T Zach Strief (Northwestern) were selected. **2008:** Saints drafted CB Tracy Porter from Jones' area. **2007:** RFA RB Pierre Thomas signed after being recruited by Jones. **2006:** Saints drafted WR Marques Colston (seventh) from

Jones' area...Helped recruit RFA P Steve Weatherford. **2005:** Joined the Saints as Midwest area scout.

2004-05: (with NFL Europe) Coached wide receivers for the Cologne Centurions during the league's spring season.

2004: (with Seattle) Served as a training camp scouting intern for the Seahawks.

2001: (with Seattle) As a WR, was allocated to NFL Europe (Berlin Thunder) by the Seahawks and caught 33 passes for 577 yards and 5 TDs...Participated in World Bowl IX for Berlin, catching 6 for 161 yards and 2 TDs, including a game-winning 53-yard TD reception, in the 24-7 victory over Barcelona.

COLLEGE/PERSONAL: Jones was a three-year starter at WR for the University of Richmond, securing 146 catches for 1,994 receiving yards during his career...Finished his career ranking sixth on the Spiders' all-time list with 15 TDs...Also competed as a sprinter for the track team...Graduated from The Potomac School (McLean, VA) where, in addition to football, he also played basketball and ran track...Was the Virginia state champion in the 100-meter dash his senior year (1995)...Dwaune and his wife, Jessica, have three children: Jasmine (9), Jocelyn (5) and D.J. (3)...The family resides in Fishers, IN...**First name is pronounced: duh-WAN.**



TOGETHER



KEVIN WEIDL

SOUTHEAST / SOUTHWEST AREA SCOUT

COLLEGE: INDIANA UNIVERSITY OF PENNSYLVANIA

BORN: 9/4/82, PITTSBURGH, PA

EXP. (NFL/RAVENS): 1/1

KEVIN WEIDL was named the team's Southeast/Southwest area scout following the 2017 NFL Draft. Weidl covers schools in the SEC, Big 12 and ACC, among other southern conferences. The Southeast/Southwest area has produced notable talent, including the Ravens' 2014, 2015 and 2017 first-round draft picks in LB C.J. Mosley (Alabama, 2014), WR Breshad Perriman (Central Florida, 2015) and CB Marlon Humphrey (Alabama, 2017). Prior to joining the Ravens, Weidl spent 10 years (2008-17) working for ESPN Scouts Inc., where he evaluated and wrote scouting reports on NFL Draft prospects, also making several appearances as a scouting analyst on various ESPN networks.

2008-17 (with ESPN Scouts Inc.) NFL Draft analyst for Scouts Inc....Evaluated prospects and wrote scouting reports for the NFL Draft...Wrote articles on college football and the NFL Draft for *ESPN.com*...Worked as an in-studio college football analyst as well as a color and sideline analyst for game broadcasts on ESPN, the SEC Network and ESPNU.

2007: (with New York Jets) Spent training camp with the New York Jets as an intern with the pro personnel department.

COLLEGE/PERSONAL: Was a three-year starter (2004-06) at quarterback at Indiana University of Pennsylvania, where he held a 26-6 record...Finished his career ranked third in school history in passing TDs (50), fifth in passing yards (5,594) and fourth in passer rating (131.26)...Earned a bachelor's degree in communications media with a minor in business administration...Older brother, Andy, worked as a scout with the Ravens from 2005-16, joining the Philadelphia Eagles following the 2016 NFL Draft as their assistant director of player personnel...Grew up in Pittsburgh and attended Mt. Lebanon (Pittsburgh, PA) HS...Resides in Charlotte, NC.



TOGETHER



ANDREW RAPHAEL

SOUTHEAST AREA SCOUT

COLLEGE: MIAMI

BORN: 10/7/89, WESTBURY, NY

EXP. (NFL/RAVENS): 5/5

ANDREW RAPHAEL was named Southeast area scout following the 2016 NFL Draft. In his fifth year with the team, he covers schools from Florida to North Carolina, also spanning Tennessee and Alabama. The Southeast has produced notable talent, including the Ravens' 2017, 2015 and 2014 first-round draft picks in CB Marlon Humphrey (Alabama), WR Breshad Perriman (Central Florida) and LB C.J. Mosely (Alabama), respectively. After joining the Ravens in 2013, Raphael handled a host of projects within the personnel department, such as evaluating practice squad players, organizing local college workouts, and assessing free agent prospects. He has also assisted with many aspects of the draft process, including helping coordinate the team's 30 pre-draft visits, communicating the Ravens' selection to the league representative during the draft and assisting Northeast area scout Mark Azevedo with the post-draft free agency signing process.

2013-17: (with Baltimore) 2017: Ravens drafted CB Marlon Humphrey (Alabama) and Tim Williams (Alabama) from Raphael's focus area in the first and third rounds, respectively. **2016:** Named Southeast area scout. **2014-15:** Promoted to player personnel assistant after the 2014 NFL draft...Served in a number of roles, including preparation of advance scouting reports for upcoming opponents. **2013:** Joined the Ravens as a player personnel intern.

2011-12: (with Boston College) Named assistant recruiting coordinator, working on film evaluation and organizing official and unofficial visits.

COLLEGE/PERSONAL: Worked as student assistant to the national recruiting coordinator at the University of Miami during the 2010 season...Graduated with a dual degree in communication and sports administration from Miami...Raphael, who attended W.T. Clarke (Westbury, NY) HS, resides in Delray Beach, FL.



KEVIN BYRNE

SENIOR VICE PRESIDENT OF PUBLIC & COMMUNITY RELATIONS

COLLEGE: MARQUETTE

BORN: 8/20/49, CLEVELAND, OH

EXP. (NFL/RAVENS): 39/22

KEVIN BYRNE, an integral part of the franchise for 37 years, oversees the Ravens' public and community relations departments. Over the course of his NFL career, he has started team marketing, TV and website departments. His duties have also included contract negotiations, directing the team's marketing department and serving on committees to interview and select Ravens head coaches. The league's longest-tenured PR chief, Byrne has also provided media relations assistance at 25 Super Bowls and two Pro Bowls at the NFL's request.

1996-2017: (with Baltimore) 2016: Led by Byrne, the Ravens' PR staff was honored with its third (also 2010 & 2012) Pete Rozelle Award by the Professional Football Writers of America...The national award is given to the NFL PR team that consistently strives for excellence in its service for and relationships with the media...Was invited by the NFL to present at the League's GM Workshop, with a focus on developing a communication strategy as a general manager – both with the media and within a franchise. **2014:** Invited by the NFL to present to front office executives and assistant coaches at the league's annual Career Development Symposium at the University of Pennsylvania's Wharton School. **2013:** On Feb. 3, the Ravens defeated San Francisco, 34-31, in Super Bowl XLVII, capturing the franchise's second-ever Lombardi Trophy. **2012 & 2010:** The Ravens' PR staff was honored with its first two Pete Rozelle Awards...**2008:** Joined a committee of eight to interview and select head coach John Harbaugh. **2007:** Invited by *The Baltimore Sun* to be the keynote speaker at the annual High School Athletes of the Year banquet. **2006:** Was invited by the NFL for the second time (2004) to speak to NFL head coaches about media relations. **2005:** Gave a second presentation (2003) to front office executives at the NFL's career-enhancement seminar at Stanford. **2004:** Was promoted to senior vice president of public & community relations. **2001:** Along with Francine

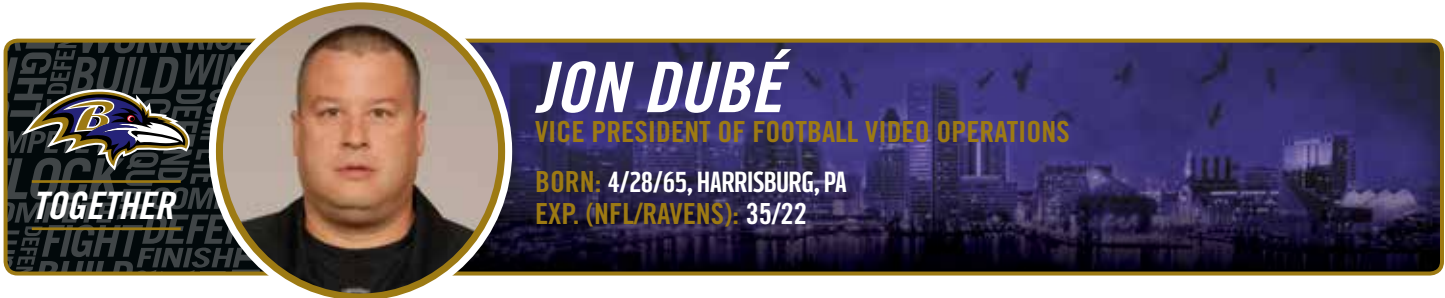
Lucera, co-wrote "Super Journey: Diary of the Ravens World Championship Season" following the Super Bowl XXXV victory on Jan. 28, 2001. **1998:** Served on a committee to select Brian Billick as head coach.

1981-95: (with Cleveland) The Browns were the first NFL team to produce their own preseason games and weekly TV shows (1984). **1979-81: (with Trans World Airlines)** Was director of public affairs. **1977-78: (with St. Louis Cardinals)** Joined the NFL as the then-youngest PR director in the league. **1974-77: (with Marquette)** Was the sports information director for his alma mater...Worked with the legendary Al McGuire and the Warriors' 1977 NCAA basketball National Championship team. **1971-74: (with U. of Missouri-St. Louis)** His first job was the sports information director for the Rivermen.

COLLEGE/PERSONAL: Byrne earned his degree in journalism from Marquette University (1971), where he was selected to Alpha Sigma Nu, the National Jesuit Honor Society...He was a four-year member of Marquette's wrestling team...In April 2012, Byrne accepted the Lifetime Achievement Award from Marquette's Department of Intercollegiate Athletics at the university's annual alumni awards ceremony...The honor acknowledged Byrne's excellence, faith, leadership and service throughout his distinguished career...Attended St. Edward (Lakewood, OH) HS, where he is a board member and former chairman of the school's Board of Trustees...Named the St. Edward Alumnus of the Year (2000)...Byrne is on the board and is former chair of Goodwill Industries of the Chesapeake and has hosted the annual Gridiron Halloween party for 18 years...Kevin and his wife, Sally, have four children: daughter, Shannon (Kenyon College, master's from Loyola College and doctorate from Fairleigh Dickinson), and sons, Sean (Boston College and master's in writing from Southern Cal), Tim (Maryland Institute College of Art) and Conor (Boston College)...Tim and his wife, Jen, have a son (Wyatt, 7).



Kevin Byrne (third from the left) and the Ravens' PR staff (from left to right) – Marisol Renner, Patrick Gleason, Chad Steele, Karen McGee and Tom Valente – were honored with the 2016, 2012 and 2010 Pete Rozelle Awards, presented annually to the NFL PR team that strives for excellence in its service for and relationships with the media. D. Orlando Ledbetter (middle), a member of the Professional Football Writers of America, presented the national honor for 2012 on 8/15/13.



JON DUBÉ
VICE PRESIDENT OF FOOTBALL VIDEO OPERATIONS

BORN: 4/28/65, HARRISBURG, PA
EXP. (NFL/RAVENS): 35/22

JON DUBÉ, who is in his 35th season with the organization, was promoted to the Ravens' vice president of football video operations in 2016. Dubé runs the football video department with director of football video operations Mark Bienvenu and manager Collin Ferguson. The group works closely with the coaching staff to provide footage of the team's practices/games and opponent game film from the NFL's Club Game Exchange Network. Additionally, Dubé has provided leadership for the NFL when teams transferred from standard definition to high definition video, in addition to the NFL's partnership with Microsoft for the Surface tablet sideline video technology. He also works closely with the league's Competition Committee on NFL rules and regulations.

1996-2017: (with Baltimore) 2017: Was named the 2017 Collegiate Sports Video Association's NFL Hall of Fame Award winner (May)...Dubé was chosen out of a group of past and present NFL video directors for his hard work and dedication to further the role and recognition of NFL video directors, becoming the first active video director to receive the award... Is serving his seventh-straight season on the six-man NFL Video Directors Committee, helping implement the league's

cutting-edge and ever-changing gameday technology. **2014:** Promoted to senior director of football video operations. **2012:** Earned his second Super Bowl ring following the team's victory over the 49ers in Super Bowl XLVII. **2004:** Transitioned the team into digital video, which provided the coaches easier access to the video data...Through their computer software, coaches are able to create their own cut-ups of practices and games, making the process more streamlined. **2000:** Provided tape for the coaching staff and players of the Super Bowl XXXV Championship team. **1996:** Was invited by owner Art Modell to join the team in the move to Baltimore as the team's director of football video operations.

1983-1995: (with Cleveland) 1985: Was named the assistant film/video director for the Browns. **1983:** Joined the Browns in the facilities and field maintenance department.

PERSONAL: Jon and his wife, Diane, have two sons: Brian, who served two tours for the U.S. Army – one in Iraq and one in Afghanistan – and works for a tactical supply firm, and Jacob, who is an aspiring photographer...The Dubés also are the proud parents of three Scottish Terriers: Angus, Malcolm and Harper.



WILLIAM SHERIDAN
EQUIPMENT MANAGER

COLLEGE: TOLDEO
BORN: 1/23/67, LAKEWOOD, OH
EXP. (NFL/RAVENS): 28/11

WILLIAM SHERIDAN, named the Ravens' equipment manager in May 2012, is in the 28th season of his NFL career, including his 11th in Baltimore. Sheridan's career spans three professional sports, having been involved with the NFL, NHL and MLB. He leads a department comprised of assistant equipment managers Tom Wood and Kenico Hines and equipment assistant Drew Flack.

2007-17: (with Baltimore) 2012: Named the Ravens' head equipment manager the year Baltimore won Super Bowl XLVII in New Orleans. **2007:** Joined the team after serving 10 seasons with the Tennessee Titans/Oilers.

1997-2006: (with Tennessee) 1997: Joined the Oilers, who were renamed the Titans in 1999, as an assistant equipment manager...In addition to working with the franchise, Sheridan – an avid hockey fan – volunteered his time regularly assisting the NHL's Nashville Predators' equipment staff from 1998-2006.

1996-97: (with South Florida) 1996: Was named the first-ever football equipment manager for program's inaugural season.

1989-95: (with Cleveland) 1993: Became a member of the National Equipment Managers Association. **1991:** Was named assistant equipment manager. **1989:** Joined the Browns' equipment staff in an internship capacity, working with the team for two seasons in that role.

COLLEGE/PERSONAL: Attended Toledo and majored in information technology...William and his wife, Mollie, have three children: William (18), who plays high school lacrosse and basketball, Caitlyn (13), who is very involved in theatre and the arts, and Bryn (11), who plays basketball, volleyball and softball...Both daughters also participate in cheerleading...The family resides in Hanover, PA...Sheridan's father, Bill, who also spent time working with the Browns, was the Cleveland Indians' longtime clubhouse manager, beginning his career as a bat boy in 1948 for the pennant-winning club...Because of this, William grew up regularly assisting the Indians' clubhouse staff, also working one season as a bat boy.



TOGETHER



MARK SMITH

VICE PRESIDENT & HEAD CERTIFIED ATHLETIC TRAINER

COLLEGE: BALL STATE

BORN: 4/19/56, NIAGRA FALLS, NY

EXP. (NFL/RAVENS): 33/22

Entering his 33rd season with the franchise, **MARK SMITH** was promoted to vice president and head certified athletic trainer in 2016. He was previously named the team's head certified athletic trainer in 2011 following the retirement of Bill Tessenorf. One of the NFL's longest-tenured trainers, Smith leads a team comprised of assistant certified athletic trainers Ron Medlin and Kevin Domboski, athletic training assistant Dan Adelman and physical therapist Sam Bell.

1996-2017: (with Baltimore) 2016: Named the Ravens' vice president and head certified athletic trainer in April. **2011:** Tabbed as Baltimore's head certified athletic trainer in May. **1996:** Was one of 28 employees invited to join the team during the franchise's move to Baltimore.

1985-95: (with Cleveland) 1989: Smith served on a crew that was honored as the "NFL's Athletic Training Staff of the Year" by the Professional Football Athletic Trainers Society... The group was recognized at the annual Ed Block Courage Awards banquet held each March in Baltimore. **1985:** Joined

the Browns as an assistant trainer...Also worked for the Browns' training staff during their 1979-85 training camps while he was employed full-time at Kent State.

1978-85: (with Kent State) Joined the training staff at Kent State, where he initially served as a graduate assistant in 1978 but was hired on a full-time basis shortly thereafter... Also worked for the Browns' training staff during their 1979-85 training camps.

COLLEGE/PERSONAL: Graduated from Ball State with a B.S. in health education and a minor in athletic training (1978)... Mark and his wife, Peggy, have a daughter, Lyndsey, and son, Mark...Lyndsey is a 2010 graduate of Penn State University and also earned a master's degree in 2011 at York University in England...She then received her PhD in Art History from York in 2015...Mark graduated from Bridgewater College in 2013 with a health and exercise science degree...He also earned a master's degree from Fairleigh Dickinson University in 2015 and is currently a staffing manager for Robert Half International.



TOGETHER



BRANDON ETHERIDGE

GENERAL COUNSEL

COLLEGE: YALE / HARVARD LAW SCHOOL

BORN: 6/5/85, BALTIMORE, MD

EXP. (NFL/RAVENS): 4/2

BRANDON ETHERIDGE enters his second season as the Ravens' general counsel, working closely with team president Dick Cass to implement strategic goals and provide legal representation/perspective. Prior to joining the organization in 2016, Etheridge worked for the NFL Management Council in New York City, where he provided counsel to many NFL team executives on a wide variety of issues regarding the Collective Bargaining Agreement, including player contracts, discipline and healthcare. He is a member of the Maryland and D.C. Bar Associations.

2016-17: (with Baltimore) 2016: Hired as the Ravens' general counsel in September after working two years for the NFL's Management Council.

2014-16: (National Football League) As part of the NFL Management Council, Etheridge provided counsel to team executives on issues such as the Collective Bargaining Agreement, player contracts, discipline and healthcare... Represented clubs in arbitration proceedings and advised on employment-related legal issues.

2011-14: (with Covington & Burling) Prior to his time at the NFL, Etheridge worked for the international law firm of Covington & Burling in Washington, D.C., representing numerous clients in the sports industry, including the NFL.

COLLEGE/PERSONAL: Earned his Bachelor of Arts in Political Science from Yale University, where he was also a two-time varsity letterman as an OLB/DE on the football team... Attended Harvard Law School, where he earned a J.D. in the spring of 2011...Etheridge was born in Baltimore and raised in Maryland's Prince George's and Howard Counties...For much of his youth (grades 4 through 12), he attended the McDonogh School, which is located just a few miles from the Ravens' Owings Mills facility...In 2014, was named to Forbes' "30 Under 30" list as one of the "Sports World's Brightest Young Stars"...Etheridge enjoys being an active member of his community...While living in New York, he sat on the board of Up2Us Sports, a national non-profit based in New York City that vets, hires and trains highly-motivated coaches and places them in youth sports organizations in disadvantaged communities...He is also on the board of the McDonogh School Alumni Association.



MICHELLE ANDRES, who joined the Ravens in 2006, enters her 12th season with the team after being promoted to senior vice president of digital media and broadcasting in 2015. She leads the franchise's digital media and broadcasting departments with the goals of serving and engaging the team's vast fan base.

Andres is responsible for digital fan engagement, including social media, mobile, web, online sales, email, business intelligence initiatives, photography and television programming.

The organization is consistently ranked near the top of NFL clubs in Digital KPIs despite having one of the smallest markets in the league. The foundation of the Ravens' digital media and broadcasting efforts is compelling, entertaining and innovative content.

Prior to working for the Ravens, Andres spent nine seasons with the NBA's Orlando Magic – seven in public relations overseeing corporate communications and government relations and two leading the franchise's newly-formed interactive marketing department.

Andres was a lecturer/professor at Georgetown University's Sports Industry Management Graduate Program for four years and taught sports digital media and enhanced consumer engagement. She also serves on the board of Higher Achievement Baltimore.

A native of Gainesville, FL, Andres earned her master's degree in political campaign management from the University of Florida and her bachelor's degree in political science from Furman University.



BOB ELLER is in his 31st season with the franchise and his 34th in the NFL. Eller directs the day-to-day operations of the team, including at the Under Armour Performance Center, summer training camp and minicamps, team travel and catering for the players, coaches and staff. The Baltimore native has been with the franchise since 1987, serving in both the public relations and operations departments.

Eller is overseeing the Under Armour Performance Center's ongoing renovations, which are scheduled for completion in July of 2018. He is also spearheading logistical operations and travel for the Ravens' first-ever game in London this season. In 2004, he directed the team's move to its new Owings Mills training facility.

His career began as an intern for the Baltimore Colts in 1983, while a senior at Towson State University (business administration). A year later, the team's first in Indianapolis, he joined the club and was quickly promoted to director of

public relations. Eller then moved to Cleveland in 1987 to become the Browns' assistant director of public relations. He was promoted to director of operations and information in 1991. Bob was then invited to join the team in the move to Baltimore in 1996, helping to facilitate many of the start-up functions for the new Ravens.

Eller has worked eight Super Bowls for the NFL, plus two for the Ravens during their 2000 and 2012 seasons. He served as the Browns' primary league office liaison when the NFL launched the player assistance and development programs.

Bob is also an active supporter of the St. Vincent's Center for abused children. He has a daughter, Erin (24) and a son, Joey (21). Erin is a University of Delaware graduate (neuroscience) and works at a medical education facility in Philadelphia. Joey, who is a senior at the University of Maryland Baltimore County, is working toward his information technology degree and studied abroad in Germany in 2016.



TOGETHER



JEFF GOERING

SENIOR VICE PRESIDENT OF FINANCE/CHIEF FINANCIAL OFFICER

COLLEGE: ROCKHURST (KANSAS CITY, MO)

BORN: 12/29/67, TULSA, OK

EXP. (NFL/RAVENS): 19/19

JEFF GOERING, who joined the club in 1999, oversees the Ravens' finance, human resources and information technology departments. He is also the primary contact for insurance and risk management matters. In terms of financial operations, Goering leads the strategic planning, budgeting, financial reporting, tax and audit processes. He also serves as the primary financial liaison with the Maryland Stadium Authority, working with various stadium contractors and event promoters.

In overseeing the HR and IT departments, he focuses on matters such as staffing, employment policies/benefit plans, hardware/software applications and network security/infrastructure.

Prior to being named senior VP of finance in 2015, Goering served as the Ravens' VP of finance/chief financial officer (2008-14). He was elevated to senior director of finance in 2004 after spending five years as the organization's controller.

Previously, as a PricewaterhouseCoopers senior consultant in Dallas, Goering worked with many sports entities, preparing financial feasibility studies, market assessments and economic impact analyses for proposed new or expanded sports venues.

He received his master's of science in sports management from the University of Massachusetts in 1998. During that time, he also served as a consultant in the evaluation and preparation of Boston Red Sox salary arbitration cases.

Goering spent a year in the Philippines as a community development volunteer for the Presbyterian Church, USA, in 1995-96. He received a B.S. in business administration from Rockhurst (Kansas City, MO) University.

Jeff, who serves on the board of the Ravens Foundation, earned his CPA certificate in 1992. He and his wife, Sheryl, have two daughters, Olivia (16) and Carly (14), and a son, Daniel (11).



TOGETHER



BAKER KOPPELMAN

SENIOR VICE PRESIDENT OF TICKET SALES & OPERATIONS

COLLEGE: GUILFORD (GREENSBORO, NC)

BORN: 2/7/67, BALTIMORE, MD

EXP. (NFL/RAVENS): 22/22

BAKER KOPPELMAN has been with the Ravens since their 1996 inception. He oversees the team's PSL, season ticket and hospitality sales, ticket operations, ticket distribution, customer service, club level service and retail sales, and he assists with attracting events to M&T Bank Stadium. In relation to his roles, Koppelman helped create an internal committee tasked with reviewing and improving overall fan experience.

Koppelman has worked in professional sports ticketing operations since 1987, selling Baltimore Orioles tickets at Memorial Stadium during the summer while earning his sports management and economics degrees at Guilford College (Greensboro, NC), where he graduated in 1990.

He worked his way to a full-time position with the Orioles in 1991, helping manage the stadium box office and contributing with the seating relocation from Memorial Stadium to Oriole Park at Camden Yards in 1992. He then spent a season with the San Diego Padres in 1995, before returning to his hometown to join the Ravens prior to their inaugural 1996 season in Baltimore.

Koppelman has helped M&T Bank Stadium and the Ravens host a Metallica concert (May 2017), Beyonce's World Formation Tour (June 2016), Billy Joel and One Direction concerts (both July 2015), Jay-Z and Beyonce's On the Run Tour (July 2014), and The Legends of The Summer Tour, featuring Justin Timberlake and Jay-Z (August 2013). Baltimore also hosted a U2 concert in June 2011, Monster Jam in June of 2011-13, a Kenny Chesney concert in 2008, international soccer matches between Chelsea and AC Milan (2009), Manchester City and Inter Milan (2010), and Tottenham and Liverpool (2012), and the CONCACAF Gold Cup (2013 and 2015). M&T Bank Stadium has also hosted several premier college football games, including the annual Army-Navy showdown on four occasions.

Koppelman is a graduate of St. Paul's School (Baltimore) and was inducted into its Athletic Hall of Fame in 2016 for his contributions as a team manager (football, wrestling and basketball) and a four-year member of the varsity baseball team. Baker's wife, Reba, is the Ravens' director of finance.



TOGETHER



KEVIN ROCHLITZ

SENIOR VICE PRESIDENT OF CORPORATE SALES & BUSINESS DEVELOPMENT

COLLEGE: WYOMING

BORN: 1/5/71, CASPER, WY

EXP. (NFL/RAVENS): 15/15

KEVIN ROCHLITZ joined the Ravens in 2003 and was promoted to senior vice president of corporate sales and business development in 2015. He leads the Ravens' corporate sales department, which includes national and regional partnerships, broadcasting contracts – including day-to-day operations with WBAL-TV, WBAL Radio and 98Rock – and M&T Bank Stadium suite sales.

Among the contracts completed by Rochlitz are partnerships with MedStar Health, AAA, Visa, Coca-Cola, MillerCoors, Anheuser-Busch, Verizon, Southwest Airlines, Maryland Lottery and Dietz and Watson. At M&T Bank Stadium, he created and sold the Talon Pub, as well as the club level bars.

In 2015, Rochlitz led the sale of the Constellation Energy Suite Level at M&T Bank Stadium, while in 2014, he guided a sales team that completed a 10-year, \$60 million partnership extension with M&T Bank, including the continuation of naming rights to M&T Bank Stadium and several community-focused programs. In 2012, Rochlitz coordinated a partnership with Under Armour, which led to the team's training facility being named the Under Armour Performance Center.

Rochlitz also spent five years as senior VP of sales for

Mandalay Sports and Entertainment/Mandalay Pictures, owners of the Dayton Dragons and Frisco Rough Riders. He coordinated the new stadium construction and sold naming rights for each venue (Fifth Third Field in Dayton, Ohio, and Dr Pepper Ballpark in Frisco, Texas). From 1996-97, he was one of the youngest assistant athletic directors in NCAA Division I-A for the University of Miami.

Rochlitz serves on the board of advisors for the D.E.B.S. Sport Business Management program at the University of Central Florida and on the NFL Club Business Development Committee. He is also on the Signal 13 Foundation with the Baltimore City Police Department.

Named a Baltimore Smart CEO Executive of the Year in 2016, Rochlitz was also chosen to participate in the Leadership Baltimore County program from 2015-16. In 2011, he was selected by the U.S. Department of Defense and Secretary Robert Gates to join the Joint Civilian Orientation Conference to better understand and promote the U.S. military.

Rochlitz earned a degree in marketing from the University of Wyoming, where he now sits on the Business Advisory Board. He and his wife, Melissa, have a daughter, Riley (14).



TOGETHER



ROY SOMMERHOF

SENIOR VICE PRESIDENT OF STADIUM OPERATIONS

COLLEGE: ST. THOMAS (MIAMI, FL)

BORN: 1/14/58, BALTIMORE, MD

EXP. (NFL/RAVENS): 22/22

ROY SOMMERHOF joined the Ravens during their inaugural season in 1996. He manages all aspects of M&T Bank Stadium, including gameday parking and transportation, security, guest services, custodial services, catering, medical services and stadium maintenance.

Since the stadium's 1998 opening, Sommerhof has spearheaded efforts to make it one of the NFL's best by supervising significant upgrades that enhance the fan experience. Most recently, in 2017, the Ravens began a three-year, approximately \$120 million self-funded project that includes new 4K ultra-high definition video displays, escalators/elevators to the upper deck, a new sound system, upgraded kitchen facilities and club level enhancements.

With his leadership, M&T Bank Stadium received a LEED Gold Certification (Nov. 2013), becoming the first North American outdoor stadium of any kind to achieve this distinction.

Prior to joining the Ravens, Sommerhof spent 16 years working

in ticket sales and stadium operations for the Orioles. He played a key role in the planning, development and execution of the 1992 opening of Oriole Park at Camden Yards.

During his career, he has been involved with numerous special events, including hosting both Pope John Paul II at Oriole Park (1995) and the Queen of England at Memorial Stadium (1991), and the MLB All-Star Game at Oriole Park (1993).

He is also the former chairman of the Gridiron Stadium Network, a consortium of 12 NFL facilities that creates awareness and promotes the assets of its members. The GSN works to optimize opportunities to expand the use of the state-of-the-art facilities for new sports, entertainment, public and private events.

Sommerhof, who was recognized by the Stadium Business Summit as a finalist for 2015 Executive of the Year honor, has a degree in sports administration from St. Thomas. He and his wife, Lina, have two sons, Drew (23) and Cole (15).

FRONT OFFICE EXECUTIVES



THERESA ABATO
VICE PRESIDENT OF SUITE SALES & SERVICE

COLLEGE: COLLEGE OF NOTRE DAME

BORN: 2/26, BALTIMORE, MD

EXP. (NFL/RAVENS): 20/20

For 20 NFL seasons, Theresa Abato has been responsible for all aspects of the Ravens' private suite business, including sales, client relations and operations for both Ravens games and third-party events. She is responsible for managing suite inventory/ticketing, setting revenue/expense budgets, contracts and fulfillment for 130 suites. Abato and her team of Josh Hartman and Hayward Sawers are committed to reinforcing the first-class standards of the Ravens. Since M&T Bank Stadium's 1998 opening, Theresa has been charged with creating and executing the valuable amenities and experiences suite owners receive. She has been instrumental in growing the suite business from 95 season-owned and 17 "gameday" suites to being soldout in full-season suite relationships for 13-consecutive seasons.



JIM COLLER
VICE PRESIDENT OF FINANCE

COLLEGE: PENN STATE

BORN: 11/30/71, PHILADELPHIA, PA

EXP. (NFL/RAVENS): 19/19

Jim Coller joined the Ravens in 1999. During his time with the organization, he has served a variety of roles for the finance department, with responsibilities that have included overseeing day-to-day accounting functions of the team, assisting in the systematization of key financial activities, coordinating third-party audits, and serving as a liaison with various team partners. Prior to joining the Ravens, the Philadelphia native worked for KPMG LLP for five-and-a-half years serving as an auditor for various clients, including the Philadelphia Phillies. Jim is a proud alumnus of Penn State University, where he graduated with a bachelor's degree in accounting. When he is not balancing the books, Jim enjoys spending time with his family. He and his wife, Hope, reside in Hanover, PA, with their two boys, Alex (7) and Evan (3).



BRAD DOWNS
VICE PRESIDENT OF MARKETING

COLLEGE: ROBERT MORRIS

BORN: 2/22/77, WILLIAMSPORT, MD

EXP. (NFL/RAVENS): 16/16

Brad Downs, who joined the Ravens in 2002, leads the team's advertising, branding, game entertainment, fan development, promotions and partnership activation efforts. Under Downs' guidance, the team's youth initiatives were revamped, led by the creation of RISE, a first-of-its-kind youth football platform to encourage participation in the sport and engage with youth through high school football players. The organization is widely recognized as a leader in fan engagement, due in large part to the continued success of its Purple fan club for women, which recently eclipsed 55,000 members. In 2016, Downs was named one of *Baltimore Business Journals*' "40 Under 40" honorees. Brad, a graduate of Robert Morris University, also serves on the board of the Ravens Foundation. He and his wife, Amy, have two sons, Zachary (3) and Carter (1).



NICK FUSEE
VICE PRESIDENT OF NETWORKING & HARDWARE

COLLEGE: CARROLL COMMUNITY COLLEGE

BORN: 11/10/65, BANGOR, ME

EXP. (NFL/RAVENS): 18/18

Nick Fusee has been with the Ravens organization since February of 2000. He started with the team's IT department as the network administrator and has overseen a large technology boom during his time in the NFL. Fusee works with IT coordinator Kevin Boyle to maintain all wired networks, wireless networks and desktop support within the organization. He also oversees M&T Bank Stadium's WiFi network on gamedays. Fusee, along with the coaching staff's football information manager, Megan McLaughlin, blazed the path in the NFL for digital playbooks by designing, planning and implementing the current app used today by all Ravens coaches and players. A local graduate of Centennial (Ellicott City, MD) HS, Nick has been married to his wife, Sandy, for 24 years. The couple has two children: Joe (19) and Alex (16).

FRONT OFFICE EXECUTIVES



BILL JANKOWSKI
VICE PRESIDENT OF INFORMATION TECHNOLOGY

COLLEGE: JOHN CARROLL

BORN: 6/5/65, CLEVELAND, OH

EXP. (NFL/RAVENS): 32/22

Bill Jankowski has been with the franchise in a full-time role since 1986. He was one of 28 to join Art Modell in the team's 1996 move to Baltimore. Jankowski guides the Ravens' IT department to support many technological functions for the organization, including business, coaching, stadium, scouting, public relations and training operations. He helped the team through the transition of moving to Baltimore and has kept the organization on par with today's ever-changing technology world. The Cleveland native works with vice president of networking & hardware Nick Fusee, senior database architect Jeremy Parks, IT security manager Evan Woodard and IT coordinator Kevin Boyle to support the coaching and scouting staffs, assisting with their unique software programming. Much of the Ravens' software assists the coaches in game-planning and game analysis, combined with the football video department.



ELIZABETH MEARMAN
VICE PRESIDENT OF HUMAN RESOURCES

COLLEGE: MARYLAND, BALTIMORE COUNTY (UMBC)

BORN: 5/25, BALTIMORE, MD

EXP. (NFL/RAVENS): 14/14

Elizabeth Mearman joined the Ravens in 2004. Originally hired as the club's first-ever director of human resources, she designed, developed and implemented many of the HR practices currently in use for the team. Mearman is responsible for the direction and management of the team's HR functions, and together with her staff, she manages hiring, benefits administration, performance and compensation management, employee relations, organizational development, employee engagement and satisfaction. Mearman serves as secretary on the board of the Ravens Foundation, and she is the lead liaison and regional board member of The One Love Foundation, an organization the Ravens support. The Baltimore native has her B.A. in psychology from UMBC and her Professional in Human Resources Certificate. She lives in Millersville with her husband, Joe, and their two dogs, Roxy and Sammi.



JAY O'BRIEN
VICE PRESIDENT OF BROADCASTING & GAMEDAY PRODUCTIONS

COLLEGE: LOYOLA (BALTIMORE)

BORN: 2/11/83, HELMETTA, NJ

EXP. (NFL/RAVENS): 14/14

Jay O'Brien leads a talented staff responsible for all organizational video, including digital and social video content, television shows, preseason game broadcasts and in-stadium entertainment. He also serves as executive producer of the Ravens' gameday productions, which was recognized by Stadium Journey as the NFL's best fan experience. In recognition of his work, O'Brien has earned an impressive 11 Emmy Awards during his time with the Ravens. He was instrumental in the rebranding and expansion of Ravens Productions, and in 2016, team television shows generated record ratings and earned a team-record 12 Emmy nominations. O'Brien also oversees the organization's efforts to upgrade the video displays and control room at M&T Bank Stadium to HDR and 4K-ready production. He serves on the board of the Ravens Foundation, earned an undergraduate degree in journalism from Loyola College and a master's in business administration from Towson and the University of Baltimore. Jay and his wife, Alex, have a daughter, Siena (2), and a newborn son, Shea.

BALTIMORE RAVENS-M&T BANK PARTNERSHIP



On May 21, 2014, M&T Bank and the Baltimore Ravens announced a 10-year, \$60 million extension of their partnership, which includes the continuation of naming rights to M&T Bank Stadium and an array of community-focused programs, including a new initiative focused on helping at-risk children in Baltimore. The partnership, which began as a 15-year agreement in 2003 and is extended through 2027, has proven to reach far beyond the stadium and into the community through a range of joint initiatives, including the Touchdown for Teachers program, which honors and recognizes local teachers for their leadership, dedication and commitment to education and for their outstanding service to their school, students and community.

FRONT OFFICE EXECUTIVES



DARREN SANDERS VICE PRESIDENT OF SECURITY

COLLEGE: DeVRY INSTITUTE OF TECHNOLOGY

BORN: 5/10/66, BALTIMORE, MD

EXP. (NFL/RAVENS): 14/14

Darren Sanders oversees all security-related matters for the organization, including ownership, players, coaches and front office staff. He is responsible for security measures taken at the team hotels, serves as a personal security escort, directs security at the team's training facility and provides personal safety/security outside of work-related functions. Sanders also provides education on the NFL's personal conduct policy, as well as training and best practices related to state, traffic and weapons laws. Prior to joining the Ravens, Sanders spent 17 years with the Baltimore Police Department, including 11 as a Detective in Criminal Investigation Division, Drug Enforcement Section. In that role, he was selected to serve on the DEA task force, where he received numerous honors for his work in drug enforcement. Sanders also spent time with the BPD's Homicide Division and on uniform patrol. Darren is active in the Baltimore community, where he serves on the Executive Board of the National Academy Foundation, and acts as a mentor in Baltimore City's "Year Up" program.



CHAD STEELE VICE PRESIDENT OF PUBLIC RELATIONS

COLLEGE: WINTHROP

BORN: 10/11/74, WEST POINT, NY

EXP. (NFL/RAVENS): 19/16

In his 16th season with the Ravens, Chad Steele directs media efforts for the players, coaches and team executives as the primary liaison with the local and national media. Steele and the three-time Pete Rozelle Award-winning public relations department support other areas in the organization, including providing research for the coaching and football personnel departments, and serving the corporate sales and marketing staffs in their business development efforts. Originally a 1998 season-long intern with the Ravens, he rejoined the team in 2002, following three seasons in the San Francisco 49ers' media relations department. Steele also served two training camp internships with the Carolina Panthers (1996-97). A 1997 graduate of Winthrop University (business administration), Chad and his wife, Wendy, have a daughter, Dylan (7), and a son, Colt (3).



HARBAUGH IMMORTALIZED WITH STATUE AT ALMA MATER

In April 2014, head coach John Harbaugh was inducted into Miami (OH) University's "Cradle of Coaches Association" and was immortalized with an on-campus statue. Harbaugh's statue joins existing Cradle of Coaches statues for Earl "Red" Blaik, Paul Brown, Carm Cozza, Paul Dietzel, Weeb Ewbank, Ara Parseghian, John Pont and Bo Schembechler. The Cradle of Coaches honors Miami graduates who have earned recognition as national collegiate or professional Coaches of the Year, who have been inducted into the College Football Hall of Fame or the Pro Football Hall of Fame, or whose teams won national collegiate or professional/Super Bowl championships.

Harbaugh was overwhelmed by the honor and by the many supporters, including Ravens GM Ozzie Newsome and team president Dick Cass, who attended the ceremony.

"I don't think you can even express what something like this means. I've been trying to figure it out," he said. "There's nothing like Miami. There's nothing like being back here. Words can't describe my gratitude for being part of this."

Both of John's parents, Jack and Jackie (pictured at right), his brother, University of Michigan head coach Jim Harbaugh, sister, Joani, wife, Ingrid (at right), and daughter, Alison (at right), all made the trip to Oxford, Ohio.

The cross-country visit from Jim was a surprise: "There have been a lot of proud moments, but I've never been more proud of [John] than I am today," Jim said. "I always prided myself on being the tallest Harbaugh, but that all changed today when they unveiled that statue."



2017 RAVENS STAFF



T.J. A'BECKET
Ticket Operations &
Distribution Manager



DAN ADELMAN
Athletic Training
Assistant



JEFF ATKINSON
Cinematographer



SAM BELL
Physical
Therapist



TREY BENNETT
Corporate Sales
Account Executive



MARK BIENVENU
Director of Football
Video Operations



JERRY BOLLING
Assistant Manager
of Team Services



KATIE BOLLINGER
Manager, Marketing
& Fan Development



KEVIN BOYLE
Information Technology
Coordinator



MATT BREVET
Senior Producer



DENNY BROTHERS
Team Services
Assistant



CINDY BROWNING
Media & Client
Services Manager



ANNELIESE BRUCE
Graphic Designer



AVON BRYANT
Team Services
Assistant



MIKE BURKE
Ticket Sales &
Hospitality Director



BOBBY CHESNEY
Team Services
Assistant



JOEY CLEARY
Player Personnel
Assistant



AARON CLINE
Director of Sales



DANA CLINE
Senior Payables
Manager



JOHN CLINE
Director of Event
Operations



EVAN COHEN
Stadium Operations
Manager



DAN CONDON
Corporate Sales Senior
Account Executive



EDDIE COUGHLAN
Senior
Cinematographer



MELVIN CROSS
Security



PHIL CUNNINGHAM
Producer



TOM CURTIS
Team Services
Assistant



JACK DANA
Broadcasting Media
Coordinator



HEATHER DARNEY
Dir. of Community
Relations/Exec. Dir.,
Ravens Foundation



DENARD DAVIS
Team Services
Assistant



LISA DIXON
Dir. of Special Events/
Special Assistant to
the President

2017 RAVENS STAFF



LOUIS DIXON
Team Services
Assistant



MAGGIE DOMANOWSKI
Player Personnel
Admin. Assistant



KEVIN DOMBOSKI
Assistant Certified
Athletic Trainer



GARRETT DOWNING
Social Media
Manager/Digital Host



DEANDRA DUGGANS
Manager, Advertising
& Branding



JOHN EISENBERG
Columnist



BRIAN ELLIS
Administrative Asst. -
Performance



SARAH ELLISON
Editor/Writer



ERIC EVERS
Groundskeeper/
Equipment Assistant



JOAN FENNEKOHL
Director of
Team Travel



COLLIN FERGUSON
Football Video
Operations Manager



KIM FERGUSON
Manager, Marketing &
Partnership Activation



BRYAN FILKINS
Senior Manager/Asst.
Head Groundskeeper/
Equipment Assistant



DON FOLLETT
Head Groundskeeper/
Senior Director of
Fields & Grounds



FRANK FORNOFF
Security



WHITNEY FOX
Customer Service &
Club Level Manager



COREY FRAZIER
Scouting Intern



TINA GALDIERI
Cheer Coordinator



MICHELE GEIMAN
Seamstress



DAVID GHOSTLAW
Team Operations
Coordinator



PATRICK GLEASON
Director of Public
Relations



STEVE GROFF
Director of Broadcast
Technical Operations



KEENAN HARRELL
Client Services
Coordinator



JOSH HARTMAN
Director of Suite Sales
& Business Development



COLLEEN HELAK
Guest Experience
Manager



JOE HELLER
Assistant Manager
of Team Services



ERIN HERBERT
Digital Media
Manager



KENICO HINES
Assistant Equipment
Manager



PHIL HOFFMANN
Team Photographer



PATTI HOLTERY
Senior Payroll
Manager

2017 RAVENS STAFF



JAMES HOWARD
Team Services
Assistant



SHAWN HUBBARD
Team Photographer



ERIC HUBBS
Ticket Sales &
Hospitality Coordinator



LAURA HUMPHREYS
Manager, Marketing &
Partnership Activation



CHRIS INOUE
Director of Retail



BRITTANY JORGE
Motion Graphics
Coordinator



SEAN KANE
Groundskeeper



KATE KASABULA
Director of Client
Services



SEAN KAUFFMAN
Sr. Manager/Assistant
Head Groundskeeper



CIARA KAVANAGH
PSL Owner Rewards
& Ticket Sales
Coordinator



MATT KEMPEL
Client Services
Coordinator



MATT KLUG
Facilities Maintenance
Manager



JESSIE KNAAK
Broadcasting
Coordinator



JAROD KNOPP
Groundskeeper



KIRSTEN KOENIG
Team Services
Assistant



REBA KOPPELMAN
Director of Finance



COREY KRAWIEC
Manager, Player
Evaluation & Analytics



DAVE LANG
Director of Digital
Media



LAURA LEIZEAR
Seamstress



TONI LEKAS
Receptionist



KEN LISSE
Senior Designer



MATT LITTLE
Manager, Marketing &
Football Outreach



STERLING LUCAS
Administrative Asst. -
Defense



DUANE LUDWIG
Team Services
Assistant



PAM LUND
Executive Assistant to
the Owner



MEGAN MALEK
Retail Manager



ILSA MARDEN
Manager, Events &
Game Entertainment



KEITH MATHEWS
Director of Facilities
Maintenance



ADAM MAZALEWSKI
Ticket Operations
Director



RANDY McCLUSKEY
Corporate Sales
Account Executive

2017 RAVENS STAFF



LIZ McCROSKEY
Accounting Manager



DAVID McDONALD
Football Systems Developer



MARLON McLEAN
Facilities Assistant



RON MEDLIN
Assistant Certified Athletic Trainer



RYAN MINK
Editorial Manager



JESSE MINTER
Administrative Asst. - Defense



NICK MODISETT
Cinematographer



MICHAEL NEWSOME
Scouting Intern



KIM NIGGEL
Medical Services Assistant



JESSE ODEN
Security



JEREMY PARKS
Senior Database Architect



P.J. PETEL
Fields & Grounds Supervisor/Equipment Assistant



NICK PREVAS
Graphic Design Manager



KELLY QUINLAN
Community Relations Manager



WILL RANNEY
Groundskeeper/Equipment Assistant



BUD REINECKE
Senior Manager of Team Services



MARISOL RENNER
Publications & Public Relations Specialist



KATHY RESNIK
Seamstress



ADAM RUDEL
Marketing & Football Outreach Coordinator



HAYWARD SAWERS
Suite Services Coordinator



NATALIE SHAFFER
Seamstress



RON SHAPIRO
Special Advisor to the Owner



JOHNNY SHELTON
Team Chaplain



EUGENE SHEN
Director of Analytics



MOE SHOOTS
Guest Experience Coordinator



RON SHRIFT
Administrative Asst. - Performance



GWEN SIECK
Customer Service & Accessible Seating Coordinator



CRAIG SINGLEBERRY
Senior Security Manager



MOLLY SJURSON
Client Services Manager



DANIEL STERN
Analytics Assistant

2017 RAVENS STAFF



TRAVIS SWITZER
Administrative Asst. -
Performance



RICH TAMAYO
Director of Guest
Experience



JULIE TAMBUSI
Senior Human
Resources Generalist



ANNETTE TENNANT
Seamstress



FRANK THOMAS
Team Services
Assistant



ROB TUNE
Entertainment & Events
Coordinator



TOM VALENTE
Public Relations
Manager



CHRIS WACK
Corporate Sales
Account Executive



JOBIE WALDT
Director of Stadium
Operations



VALARIE WIDEMAN
Receptionist



BRANDON WILLIAMS
Mascot Coordinator



CODY WILLIAMS
Manager of Business
Intelligence & Digital
Sponsorship



PATRICK WILLIAMS
Scouting Intern



MATTIE WOOD
Client Services
Manager



TOM WOOD
Assistant
Equipment Manager



EVAN WOODARD
Information Technology
Security Manager



JAWAN YANCEY
Team Services
Assistant



JOHN ZIEMANN
Marching Ravens
President

TEAM PHYSICIANS/MEDICAL TEAM



DR. ANDREW TUCKER
Head Team Physician



DR. LEIGH ANN CURL
Chief Orthopedic
Surgeon



DR. SEAN CURTIN
Associate Team
Physician



DR. JAMES DREESE
Associate Team
Physician



DR. RICHARD HINTON
Associate Team
Physician



SUE JAMES
Team Nutritionist



DR. RICHARD LEVINE
Associate Team
Physician




DR. ALAN SOKOLOFF
Team Chiropractor



DR. DAVID BALLENGER
Team Chiropractor

UNDER ARMOUR PERFORMANCE CENTER



The Ravens moved into their 200,000-square-foot training facility in mid-October of 2004. The building, which was named the Under Armour Performance Center in June of 2012, features a brick and stone exterior. The fieldhouse is 90,000 square feet and includes a strength-training area and a full-size indoor practice field. The facility's outdoor practice fields and fieldhouse sit on 32 acres, and the entire complex was completed in December of 2004. Almost all of the physical construction on the project was provided by Baltimore-area companies and workers.

FACILITY EXPANSION RENDERINGS

When the 2016 season concluded, the Ravens launched a \$45 million project to upgrade and expand the Under Armour Performance Center. The massive construction undertaking is slated to be fully completed by the start of the 2018 season.

In the estimated 18-month project, the Ravens are expanding the north wing of their current facility, which has housed much of the organization's business operations. The building's first floor footprint will go from 9,095 square feet to 23,000 square feet, plus a second floor will be added on the north wing. That will free up more space for the business side while also providing more room to enhance the football team's facilities, including to the players' locker room, team meeting room, position meeting rooms and cafeteria.

The Ravens have held training camp at their facility since 2011, and part of this new project included purchasing more land surrounding the UAPC. The added space will be used for parking on the property, and the team will be able to provide parking for 1,200 fans during its annual July/August training camp. While the construction project will prevent fans from viewing training camp in 2017, the team will invite fans back to training camp in 2018 after the building's full exterior construction is complete.



UNDER ARMOUR PERFORMANCE CENTER

The facility includes an updated full-service kitchen/cafeteria, player support functions, basketball and racquetball courts, TV/radio studios, plus state-of-the-art requirements for NFL training. Also included at the facility are executive offices, meeting rooms, three outdoor fields and media areas that offer wireless Internet capability.



“Everything a team needs to help prepare it to win is available to us. Steve [Bisciotti] delivered a first-class, state-of-the-art training facility and office complex.”
– Ravens General Manager & Executive Vice President Ozzie Newsome



The Ravens' have a world-class weight room and conditioning and recovery center, providing players everything they need to train at peak performance.



The Ravens have three Bermuda grass fields on the grounds of their training complex at the Under Armour Performance Center in Owings Mills.



The Under Armour Performance Center houses a state-of-the-art TV studio that the team and WBAL utilize for their in-house broadcasting purposes.



The Ravens' indoor facility has a full, 100-yard field made of Shaw Sports Turf that the team uses for offseason training purposes or when the weather becomes inclement.



RAVENS FOUNDATION



Reading Partners

The Ravens Foundation, Inc. is committed to improving, encouraging and enabling the healthy development of youth in Maryland. The foundation focuses on programs that help youth and their families with various needs, including housing, hunger, education, athletics and mentoring.

Charitable Partners – The Ravens Foundation recognizes and gives financial and volunteer support to several Baltimore-area charitable partners, including **Athletes Serving Athletes, Bridges, Playworks Maryland, Reading Partners** (left) and **Sisters Circle**.



Ravens Scholars

Ravens Youth Football Grant – Alongside Under Armour, the Ravens Foundation provides grants for new football equipment and apparel for football teams in Maryland. Packages include jerseys, cleats, socks, footballs, gloves and mouth guards. Since its launch six years ago, the grant has awarded apparel to over 168 teams.

Ravens PLAY 60 Grant – Now in its 11th year, the Ravens' PLAY 60 Grant has supported over 231 programs and more than 25,000 youth with over \$1,000,000 in funding to encourage physical fitness and nutrition education among youth.

Ravens Scholars – For eight-consecutive years, the Ravens have recognized five outstanding high school seniors (left) and awarded a \$5,000 renewable scholarship (\$20,000 over four years) to support each scholar's respective college education. Since 2010, the team has committed close to \$600,000 in scholarship funding.

RAVENS FOUNDATIONS

Many Ravens have taken their passion for giving to a higher level by establishing their own charitable foundations. To learn more about their foundations and how they impact hundreds of lives each year, please visit www.BaltimoreRavens.com/community.

O.J. BRIGANCE
Brigance Brigade
BriganceBrigade.org

CARL DAVIS
Trenchwork Foundation
PlayersPhilanthropyFund.org

BRANDON CARR
Carr Cares Foundation
CarrCares.com

JEREMY MACLIN
JMac Gives Back
jmacgivesback.com

BENJAMIN WATSON
One More Foundation
TheBenjaminWatson.com

LARDARIUS WEBB
Lardarius Webb Foundation
LardariusWebb21.com

TERRANCE WEST
B.W.I. Foundation
PlayersPhilanthropyFund.org

ALL COMMUNITY TEAM



The mission of the All Community Team (ACT) is to increase corporate and community awareness of the Ravens Foundation, player foundations and associated local charitable organizations. Through a wide variety of activities and events, the ACT makes a positive impact in the Maryland area while strengthening ties between the Ravens, their partners and the community. Title sponsor M&T Bank joins additional Baltimore corporations as the ACT provides financial and volunteer support to many of the Ravens' community service projects.





RAVENS UNVEIL BOOKMOBILE

In 2016, the Ravens unveiled their first-ever Bookmobile, a rolling library fully-funded by the Ravens Foundation, Inc. and owned and operated by the Maryland Book Bank, a nonprofit organization that distributes free children's books to students, teachers, schools and organizations across Maryland.

With the Bookmobile, the Maryland Book Bank is able to deliver new and gently-used books to low-income children who may not otherwise have access to these resources. To date, the Bookmobile has distributed over 52,000 books and has served over 10,000 students.

In coordination with the unveiling of the Bookmobile, the Ravens released a children's book titled "Poe's Road Trip to Ravens Gameday," which follows Poe's journey throughout the week as he visits various Maryland landmarks leading up to gameday at M&T Bank Stadium. The book is distributed for free on the Bookmobile to the students it serves and can be purchased at Ravens Team Stores and online. Proceeds from the book sales benefit the Ravens Foundation.



Joe Flacco



MILITARY APPRECIATION

All year long, the Ravens salute military members of the armed forces through several initiatives, including hosting military members at training camp and practices, visiting veteran hospitals, hosting workouts for wounded warriors, welcoming home soldiers and showing support through care packages, letters and daily communication. At each home game, the Ravens honor groups, including representatives of the military, first responders, veterans and/or wounded warriors through the Northrop Grunman Seats for Service program. In addition, joined by Dietz & Watson, the team honors active and veteran servicemen and women with the Hometown Hero Award during the pre-game presentation of the game ball to the referee. At right, owner **Steve Bisciotti** welcomes military on the field during a training camp practice held at M&T Bank Stadium.



GAMEPLANEARTH

The Ravens launched GamePlanEarth (GPE), a season-long environmental initiative established and led by the organization to help make Baltimore a more sustainable city. Through this program, the team hopes to further inform fans about the growing environmental challenges and encourage them to recycle, reuse and conserve. GPE is an extension of the team's annual Earth Day celebration and the continued efforts to reinforce M&T Bank Stadium's LEED Gold Certification. For past projects, the team has partnered with Baltimore Bike Party, Baltimore Exelon Eco-Team, Baltimore Community ToolBank, Blue Water Baltimore, Parks & People Foundation, Waterfront Partnership's Healthy Harbor, Green Street Academy and The GreenMount School.



YOUTH FOOTBALL & CONCUSSION AWARENESS

Ravens RISE is the team's football outreach program that provides football players, from youth to high school levels, opportunities to "Play Like A Raven." The program offers Heads Up Football coaching clinics, Ravens home game ticket donations, monetary donations to high school football programs, 7-on-7 football tournaments and the opportunity for team representatives to be honored as High School Coach of the Week and Team Mom of the Year. To date, there are over 16,700 active participants in the Ravens RISE program. Interested players, coaches or team moms are encouraged to register and become part of the Ravens RISE youth football movement.



PLAY 60

In 2016, the Ravens hosted their first PLAY 60 Festival to kick off the year-round efforts of the NFL PLAY 60 campaign designed to promote healthy and active lifestyles among today's youth. At right, Ravens **Maurice Canady**, **Keenan Reynolds**, **Tavon Young** and **Chris Moore** joined fellow rookies and led over 300 children from various Baltimore City after-school programs through football drills and activities. In addition, the Ravens hosted school assemblies and through special partnerships with the American Dairy Association North East, Carroll County Project ACES (Active Children Excel in School) and the Baltimore County Public School System, the team delivered the PLAY 60 message to more than 90,000 youth.



FEMALE LEADERSHIP CONFERENCE

The Ravens hosted their third annual L.I.F.T. (Leading and Inspiring Females to Thrive) Conference, a leadership seminar for female student-athletes from Baltimore City and Baltimore County Public high schools. Sophomores and juniors from select schools were nominated to participate by their respective athletic directors. The criteria to be selected included those student-athletes who serve as both an “untitled leader” and “unsung hero” for their sports program. The event is designed to empower the next generation female student-athletes and develop their leadership skills, helping them succeed both on and off the playing field.



TEAM PURPLE

Team Purple is the official Baltimore Ravens club created just for women. The goal of Team Purple is to provide female Ravens fans a community entirely for themselves and a forum to stay involved with the team and each other through updates, special offers, events and more. In 2016, members of Team Purple participated in the 10th annual A Purple Evening, which drew over 5,000 female fans to M&T Bank Stadium for on-field activities, Football 101 sessions, fan forums, autograph stations with nearly 25 Ravens players and exclusive stadium access. Members of Team Purple also participated in the American Cancer Society Making Strides Against Breast Cancer Walk, Purple Wine & Dine, Sip ‘N Paint, Purple Poses & Pints and the Purple Away Game Trip.



FOOD COLLECTION EFFORTS

For the past 21 years, the Ravens have supported the Maryland Food Bank (MFB), the largest charitable food provider in Maryland. In 2016, the team once again kicked off its #FeedTheFlock November food collection efforts, in conjunction with Giant Food. Ravens **Brandon Williams** (right), spokesman and ambassador for the MFB, asked fans to do their part to help the more than 760,000 people in Maryland who don't know where their next meal may come from. Fans participated in a variety of ways, which included donating to the 21st annual Family Food & Funds Drive held prior to the Ravens-Bengals Week 11 game and together collected more than 180,500 meals for the MFB.



HOLIDAY HAPPENINGS


Thanks to Ravens players, thousands of families received support, including food and presents, during the holidays. The 2016 food distributions and meal services were led by **Kamar Aiken, Morgan Cox, Carl Davis, Lawrence Guy, Anthony Levine Sr., Kapron Lewis-Moore, Breshad Perriman, Justin Tucker, Lardarius Webb, Terrance West, Brandon Williams** and **Shareece Wright**. In December, **Steve Smith Sr.** (right) hosted the 12th annual Holiday Helpers event at a Target store in Owings Mills. Ravens teammates, along with team mascot Poe and Ravens cheerleaders, joined Smith Sr. in serving as personal shoppers for area children who received gift certificates courtesy of him, his teammates and Ravens coaches. Several players, including **Jimmy Smith** and **Benjamin Watson**, hosted and supported additional holiday events and special gift-giving celebrations.





C.J. Mosley

Joe Flacco



37

RUNNING BACK
6-0 | 222

JAVORIUS ALLEN

COLLEGE: SOUTHERN CALIFORNIA HS: LINCOLN (TALLAHASSEE, FL)

BORN: 8/27/91, TALLAHASSEE, FL

EXP. (NFL/RAVENS): 3/3 GP/GS (PLAYOFFS): 24/6 (0/0)



TOGETHER

— KEY TRANSACTIONS —

- Selected by the Ravens in the fourth round (125th overall) of the 2015 NFL Draft
- Was the second of three Ravens' draft picks (OLB Za'Darius Smith – 122nd and CB Tray Walker – 136th) chosen in the fourth round
- Declared for the 2015 NFL Draft after his junior season

— CAREER HIGHLIGHTS —

- Blocked a fourth-quarter punt, which WR Chris Moore returned 14 yards for a TD, in the 21-14 victory vs. Pit. (11/6/16)
- Gained 514 rushing yards and 1 TD on 137 carries (3.8 avg.) and 353 receiving yards and 2 TDs on 45 receptions (7.8) in 16 games as a rookie in 2015
- Was part of a 2015 offense that totaled a single-season franchise-record 4,271 net passing yards and the second-most total net yards (5,749) in team history
- Became the 25th player in team history to post 170 scrimmage yards (107 receiving on 12 receptions and 63 rushing on 17 attempts) at Mia. (12/6/15)...Had a career-long 41-yard TD catch in the contest

— PERSONAL —

- Often goes by the nickname of "Buck"...First name is pronounced "juh-VAR-us"
- Delivered the commencement address at USC's student-athlete graduation ceremony in May 2015
- First job was tending pigs in his hometown

— SEASON RECAPS —

2016: (BALTIMORE RAVENS – 8/0)

- Recorded 34 rushing yards on 9 carries (3.8 avg.)... Competed primarily on special teams, where he registered 1 blocked punt that was returned for a TD by WR Chris Moore
- Inactive for the Ravens' final five games of the season
- Blocked a fourth-quarter punt, which WR Chris Moore returned 14 yards for a TD, in the 21-14 victory vs. Pit. (11/6)
- Ran for a season-high 18 yards on 4 carries vs. Was. (10/9)
- Carried the ball 3 times for 13 yards (4.3 avg.) and registered 2 receptions for 15 yards vs. Oak. (10/2)

2015: (BALTIMORE RAVENS – 16/6)

- Posted 514 rushing yards and 1 TD on 137 carries (3.8 avg.) and 353 receiving yards and 2 TDs on 45 receptions (7.8)... The Ravens produced the second-most total net yards (5,749) in team history

- Scored his first-career rushing TD on a 3-yard plunge and totaled 114 scrimmage yards (a career-high 77 rushing on 17 carries and 35 receiving on 5 catches) in the 20-17 victory vs. Pit. (12/27)
- Tallied career and game highs with 12 catches (third most in franchise history) for 107 receiving yards and a career-long 41-yard TD reception, adding 17 carries for 63 rushing yards, at Mia. (12/6)...Marked the 25th game in Ravens history a player reached 170 scrimmage yards
- Made his first-career NFL start, scored his first-career TD (13-yard reception) and generated 84 scrimmage yards (55 rushing and 29 receiving) in the 33-27 victory at Cle. (11/30)
- Gained 115 scrimmage yards, 67 rushing and 48 receiving, and a game-high 5 first downs after the first-quarter injury to RB Justin Forsett in the 16-13 victory vs. STL (11/22)

— COLLEGE —

- Competed in 30 games (17 starts) at USC, posting 2,306 rushing yards (14th in school history) and 25 TDs on 417 carries (5.5 avg.)...Also had 63 receptions for 710 yards (11.3 avg) and 2 TDs
- Earned first-team (coaches and media) and second-team (*Phil Steele*) All-Pac-12 and third-team All-American (*CollegeSportsMadness.com*) honors as a junior in 2014... Was a Doak Walker Award (nation's top RB) semifinalist... Tallied 276 carries for a team-best 1,489 yards (5.4 avg.) and 11 TDs, adding 41 catches for 458 yards (11.2 avg) and 1 TD
- One of three players in the nation with at least 1,450 rushing and 450 receiving yards and the only player with 13 games of 100-plus yards from scrimmage (totaling 1,947) in 2014
- Named USC's MVP (team vote) after rushing 135 times for 785 yards (5.8 avg.) and 14 TDs as a sophomore in 2013... Added 22 catches for 252 yards (11.5 avg) and 1 TD...Posted a single-game school-record 135 rushing yards with 6-or-fewer carries in a road game vs. California
- Graduated with a degree in sociology

— HIGH SCHOOL —

- Prepped at Lincoln (Tallahassee, FL) HS, where he was named an ESPN Top 150, *SuperPrep* All-Dixie honoree and *PrepStar* All-Southeast choice as a senior
- Ran for more than 1,500 yards as a senior in 2010, leading Lincoln to the Florida state Class 4A title
- Also competed in long jump, posting a best of 22-9 ½

37 JAVORIUS ALLEN

2016

GAME-BY-GAME OFFENSE

Date/Opp.	RUSHING					RECEIVING				
	No.	Yds.	Avg.	LG	TD	No.	Yds.	Avg.	LG	TD
9/11 vs. Buf.	INACTIVE					--	--	--	--	--
9/18 @ Cle.	INACTIVE					--	--	--	--	--
9/25 @ Jax.	INACTIVE					--	--	--	--	--
10/2 vs. Oak.	3	13	4.3	5	0	2	15	7.5	8	0
10/9 vs. Was.	4	18	4.5	7	0	1	0	0.0	0	0
10/16 @ NYG	0	0	0.0	0	0	0	0	0.0	0	0
10/23 @ NYJ	SAW ACTION ON SPECIAL TEAMS					--	--	--	--	--
11/6 vs. Pit.	SAW ACTION ON SPECIAL TEAMS					--	--	--	--	--
11/10 vs. Cle.	2	3	1.5	3	0	0	0	0.0	0	0
11/20 @ Dal.	SAW ACTION ON SPECIAL TEAMS					--	--	--	--	--
11/27 vs. Cin.	SAW ACTION ON SPECIAL TEAMS					--	--	--	--	--
12/4 vs. Mia.	INACTIVE (NFI)					--	--	--	--	--
12/12 @ NE	INACTIVE					--	--	--	--	--
12/18 vs. Phi.	INACTIVE					--	--	--	--	--
12/25 @ Pit.	INACTIVE					--	--	--	--	--
1/1/17 @ Cin.	INACTIVE					--	--	--	--	--
Totals	9	34	3.8	7	0	3	15	5.0	8	0



— ALLEN'S COMMUNITY IMPACT —

- Advocated for the continuation of state funding for the Boys and Girls Clubs of the Big Bend in Tallahassee, FL (2016)
- Distributed 150 holiday food baskets to families in need at the Harry & Jeanette Weinberg Family Center YMCA (2016)
- Alongside the Lady Ravens Association, helped distribute coats and warm weather gear to homeless men at the annual Helping Up Mission Coat Distribution (2015)
- Helped promote PLAY 60, the NFL movement for an active generation, by participating in an assembly at General John Stricker Middle School (2015)
- Supports teammates' charitable endeavors, including Lardarius Webb's Celebrity Softball Game and former teammate Steve Smith Sr.'s Charity Fashion Show (2016)

REGULAR SEASON

Year	Team	GP	GS	RUSHING					RECEIVING				
				No.	Yards	Avg.	LG	TD	No.	Yards	Avg.	LG	TD
2015	Baltimore	16	6	137	514	3.8	*44	1	45	353	7.8	41t	2
2016	Baltimore	8	0	9	34	3.8	7	0	3	15	5.0	8	0
Totals		24	6	146	548	3.8	44	1	48	368	7.7	41t	2

* LED TEAM

Additional Statistics: Blocked a punt, which WR Chris Moore returned 14 yards for a TD, vs. Pit. (11/6/16)

CAREER SINGLE-GAME HIGHS (REGULAR SEASON)

RUSHING

Carries: 44 (11/22/15 vs. STL)
Yardage: 77 (12/27/15 vs. Pit.)
Long Gain: 44 (10/11/15 vs. Cle.)
Touchdowns: 1 (12/27/15 vs. Pit.)

RECEIVING

Receptions: 12 (12/6/15 at Mia.)
Yardage: 107 (12/6/15 at Mia.)
Long Gain: 41t (12/6/15 at Mia.)
Touchdowns: 1 2 times (last: 12/6/15 at Mia.)

100-yard Receiving Games: 1 (107 yards, 12/6/15 at Mia.)

85

WIDE RECEIVER
6-1 188



KENNY BELL

COLLEGE: NEBRASKA HS: FAIRVIEW (BOULDER, CO)

BORN: 2/25/92, BOULDER, CO

EXP. (NFL/RAVENS): 2/1 GP/GS (PLAYOFFS): 0/0 (0/0)



TOGETHER

— KEY TRANSACTIONS —

- Signed to the Ravens' practice squad on 10/5/16
- Waived by the Buccaneers on 9/8/16
- Placed on Injured Reserve with a hamstring injury on 9/5/15
- Originally selected by Tampa Bay in the fifth round (162nd overall) of the 2015 NFL Draft

— CAREER HIGHLIGHTS —

- Spent his entire rookie season (2015) on Injured Reserve due to a hamstring injury suffered in a preseason practice

— PERSONAL —

- Father, Ken Bell, played for the Denver Broncos from 1986-89, totaling more than 2,000 career yards in kickoff returns
- In May 2015, toured MacDill Air Force Base to greet military servicemen and servicewomen and learn about the important role that the base plays in the Tampa community

— SEASON RECAPS —

2016: (BALTIMORE RAVENS – 0/0)

- Signed to the Ravens' practice squad on 10/5/16 where he spent the remainder of the season

2015: (TAMPA BAY BUCCANEERS – 0/0)

- Spent his rookie season on injured reserve after suffering a hamstring injury in a preseason practice

— COLLEGE —

- Started 49 of 53 games at Nebraska, finishing his career ranked first in school history in receptions (181) and receiving yards (2,689) and third in receiving TDs (21)
- Posted 51 KORs for 1,277 yards (25.0 avg.) and 1 TD
- Earned first-team All-Big Ten honors as a senior in 2014, recording 47 receptions for 788 yards (16.8 avg.) and 6 TDs, all of which were team highs
- Tallied 50 receptions for 863 yards (17.3 avg.) and 8 TDs in 2012, which led the Huskers and also set sophomore school records
- Played in all 13 games as a freshman, posting team-highs in receptions (32) and receiving yards (461)

— HIGH SCHOOL —

- Prepped at Fairview (Boulder, CO) HS, where he missed the majority of his senior season due to injury, but still recorded 18 receptions for 328 yards (18.2 avg.) and 3 TDs
- Earned first-team All-Colorado and first-team Class 5A All-State honors by the *Denver Post*

2016

GAME-BY-GAME OFFENSE

RAVENS Date/Opp.	RECEIVING				RUSHING				
	No.	Yds.	Avg.	LG TD	No.	Yds.	Avg.	LG TD	
9/11 vs. Buf.									
9/18 @ Cle.									
9/25 @ Jax.									
10/2 vs. Oak.									
10/9 vs. Was.									
10/16 @ NYG									
10/23 @ NYJ									
11/6 vs. Pit.									
11/10 vs. Cle.									
11/20 @ Dal.									
11/27 vs. Cin.									
12/4 vs. Mia.									
12/12 @ NE									
12/18 vs. Phi.									
12/25 @ Pit.									
1/1/17 @ Cin.									
Totals	0	0	0.0	0 0	0	0	0.0	0 0	0

REGULAR SEASON

Year	Team	GP	GS	RECEIVING					RUSHING					
				No.	Yards	Avg.	LG	TD	No.	Yards	Avg.	LG	TD	
2015	Tampa Bay	0	0											
2016	Baltimore	0	0											
Totals		0	0	0	0	0.0	0	0	0	0	0.0	0	0	0

*LED TEAM

CAREER SINGLE-GAME HIGHS (REGULAR SEASON)

RECEIVING
Receptions: None
Yardage: None

Long Gain: None
Touchdowns: None

RUSHING
Carries: None
Yardage: None

Long Gain: None
Touchdowns: None

35

CORNERBACK
5-10 | 173



BRANDON BOYKIN

COLLEGE: GEORGIA **HS:** FAYETTE COUNTY (FAYETTEVILLE, GA)

BORN: 7/13/90, ATLANTA, GA

EXP. (NFL/RAVENS): 6/1 **GP/GS (PLAYOFFS):** 64/7 (3/2)



TOGETHER

— KEY TRANSACTIONS —

- Signed with Baltimore as a free agent on 6/5/17
- Placed on Injured Reserve (pectoral) on 8/3/16
- Signed with Chicago on 7/27/16
- Traded to the Steelers from Philadelphia in exchange for a fifth-round pick on 8/1/15
- Originally selected by Philadelphia in the fourth round (123rd overall) of the 2012 NFL Draft

— CAREER HIGHLIGHTS —

- Entering 2017, has produced 131 tackles (116 solo), 8 INTs (1 returned for a touchdown), 37 PD, 2 sacks, 5 FFs and 1 FR
- Appeared in all 16 regular season games and in both playoff games with the Steelers in 2015...Played primarily at slot corner, recording 21 tackles, 5 PD and 1 INT
- In 2013, set career highs with 43 tackles, 6 INTs (1 returned for a TD), 16 PD and 2 FFs...Boykin's 6 QB thefts tied for the league's second most (DeAndre Levy & Antrel Rolle), while his 136 INT return yards ranked third
- Served as the Eagles' primary kick returner as a rookie in 2012, gaining 1,037 yards on 45 KORs (23.0 avg.)

— PERSONAL —

- A journalism major in college, he aspires to be a sports broadcaster after his football career
- In college, did an internship as a college football analyst with WSB-TV, an ABC affiliate in Georgia, and has written articles for the *Players Tribune* since entering the NFL
- Has a prayer book that he reads before every game, which he originally received as a gift from his mother in the eighth grade

— SEASON RECAPS —

2016: (CHICAGO BEARS – 0/0, INJURED RESERVE)

- Spent the entire season on Injured Reserve after suffering a torn pectoral muscle in training camp
- Signed with Carolina on 3/28 prior to being waived on 5/16 and then being signed by Chicago on 7/27

2015: (PITTSBURGH STEELERS – 16/1, 2/1)

- Registered 21 tackles (16 solo), 5 PD, 1 INT, 1 FF, 1 FR and 4 special teams tackles
- Started at corner and posted 4 tackles and 1 PD in the Divisional Playoff at Den. (1/17/16)
- Recorded 2 stops in the Wild Card win vs. Cin. (1/9/16)
- Tallied 4 tackles (all solo), 1 FF and 1 FR at Cle. (1/3/16)

- Recorded a season- and career-best 8 tackles (4 solo), 1 sack (-9 yards) and 1 PD at Bal. (12/27)
- Produced 1 INT and posted a season-high 2 PD in a 45-10 win vs. Ind. (12/6)

2014: (PHILADELPHIA EAGLES – 16/0)

- Registered 41 tackles (36 solo), 1 INT, 9 PD and 1 FF
- Produced 3 solo tackles and a career-high-tying 3 PD at NYG (12/28)
- Recorded 2 stops (both solo), 1 INT and 2 PD in a 43-24 win vs. Ten. (11/23)
- Posted a season-high 5 tackles (all solo) in the 34-17 season-opening win vs. Jax. (9/7)

2013: (PHILADELPHIA EAGLES – 16/2, 1/1)

- Produced 43 tackles (40 solo), 2 FFs, a team-high 16 PD and finished second in the NFL (tied, DeAndre Levy & Antrell Rolle) with a career- and team-high 6 INTs...Returned 1 pick for a TD and tallied 136 INT return yards, which ranked third in the NFL
- Posted his career-best 6th INT of the season and tallied a season-high 3 PD at Dal. (12/29)
- Produced the first TD of his career, intercepting QB Jay Cutler and returning it 54 yards for a score vs. Chi. (12/22)
- Registered 3 tackles, 2 PD, 1 FF and secured a TD-saving INT in the end zone to clinch a victory with :40 seconds remaining in a 24-16 win vs. Was. (11/17)
- Returned a QB Scott Tolzien INT for a career-long 76 yards and posted 3 tackles at GB (11/10)
- Posted a season-best 6 stops and 1 PD at Oak. (11/3)
- Started and tallied 4 solo stops, 1 FF and 1 PD in a 31-20 win at TB (10/13)
- Notched 6 tackles (5 solo), 1 INT and 2 PD in the 33-27 season-opening win at Was. (9/9)

2012: (PHILADELPHIA EAGLES – 16/4)

- Tallied 26 tackles (24 solo), 1 sack (-13 yards) and 7 PD as a rookie on defense, also gaining 1,037 KOR yards on 45 attempts (23.0 avg.)
- Forced his first-career fumble, also recording his first-ever sack when he dropped QB Robert Griffin III vs. Was. (12/23)
- Established career highs with 6 KORs for 130 yards, adding 1 PD on defense, vs. Cin. (12/13)
- Started and tallied 4 tackles (all solo) and 1 PD from scrimmage, also totaling 5 KORs for 122 yards (24.4 avg.) vs. Det. (10/14)
- Earned a start in his first-career game and notched 2 tackles and 1 PD at Cle. (9/9)

35 BRANDON BOYKIN

— COLLEGE —

- Saw action in 53 games (38 starts) at Georgia, recording 159 tackles (106 solo), 18 PD, 9 PD, 2 FFs and 1 FR on defense... Also posted 7 carries for 103 yards and 1 TD, adding 71 receiving yards on 5 receptions and 2 TDs on offense
- Finished as UGA's all-time leader and ranks second in SEC history with 2,663 KOR yards on 110 attempts (24.2 avg.)
- Played key roles on defense and special teams as a senior in 2011, totaling 55 tackles (35 solo), 2 FFs, 9 PD and 3 INTs (1 returned for a TD)...Added 38 KORs for 850 yards and 14 PRs for 180 yards and 1 TD as a returner
- Also played offense in 2011, posting 5 catches for 71 yards and 2 TDs and tallied 7 carries for 103 yards (14.7 avg.)
- Earned the 2011 Paul Hornung Award, which recognizes versatile, high-level performers in college FB...Also earned All-SEC second-team by *Phil Steele* and SEC coaches
- Named Outback Bowl MVP after he set a Georgia bowl record and Outback Bowl record with a 92-yard PR-TD... Added 7 tackles and caught a 13-yard TD pass
- As a junior in 2010, appeared in 13 games (12 starts), recording 44 tackles, 3 INTs and 3 PD...Also totaled 825 KOR yards on 34 attempts (24.3 avg.)
- In 2009, set school records and earned All-SEC honors by *Phil Steele* as a kick returner after gaining 988 yards... Completed in 13 games (12 starts) from scrimmage, tallying 54 tackles (40 solo), 6 PD and 3 INTs
- Played in 13 games as a true freshman and posted 6 stops

— HIGH SCHOOL —

- Prepped at Fayette County (Fayetteville, GA) HS, where he played QB and CB...As a senior, produced 23 tackles, 5 INTs and 9 PD on defense and completed 33 of 43 passes for 416 yards...Also carried the ball 94 times for 600 yards and 6 TDs
- Named to the 2007 *PrepStar* All-Southeast Region, *Atlanta Journal-Constitution* Super Southern and Class AAAA All-State teams

BRANDON BOYKIN FAST FACT

CB Brandon Boykin, a 2017 free agent addition for Baltimore, earned the 2011 Paul Hornung Award at Georgia, which recognizes versatile, high-level performers in major college football after excelling on offense, defense and special teams. Past award winners currently in the NFL include Tavon Austin (Rams, 2012), Odell Beckham Jr. (Giants, 2013), Shaq Thompson (Panthers, 2014), Christian McCaffrey (Panthers, 2015) and Jabrill Peppers (Browns, 2016).

REGULAR SEASON

Year	Team	GP	GS	TACKLES			SACKS		INTERCEPTIONS					FUMBLES		
				TT	Solo	Asst.	No.	Yards	No.	Yards	LG	TD	PD	FF	FR	Yards
2012	Philadelphia	16	4	26	24	2	1.0	13.0	0	0	0	0	7	1	0	0
2013	Philadelphia	16	2	43	40	3	0.0	0.0	6	136	76	1	16	2	0	0
2014	Philadelphia	16	0	41	36	5	0.0	0.0	1	0	0	0	9	1	0	0
2015	Pittsburgh	16	1	21	16	5	1.0	9.0	1	1	1	0	5	1	1	0
2016	Chicago	0	0	INJURED RESERVE - PEC			--	--	--	--	--	--	--	--	--	--
Totals		64	7	131	116	15	2.0	22.0	8	137	76	1	37	5	1	0

SPECIAL TEAMS TACKLES (12): 2012 (5), 2013 (2), 2014 (1), 2015 (4)

CAREER SINGLE-GAME HIGHS (REGULAR SEASON)

Total Tackles: 8 (12/27/15 at Bal.)
Solo Tackles: 6 (11/3/13 at Oak.)
Sacks: 1 2 times (last: 12/27/15 at Bal.)
INTs: 1 8 times (last: 12/6/15 vs. Ind.)
Passes Defensed: 3 2 times (last: 12/28/14 at NYG)
Forced Fumbles: 1 5 times (last: 1/3/16 at Cle.)
Fumble Recoveries: 1 (1/3/16 at Cle.)

REGULAR SEASON

Year	Team	GP	GS	KICKOFF RETURNS					PUNT RETURNS					
				No.	Yards	Avg.	LG	TD	No.	FC	Yards	Avg.	LG	TD
2012	Philadelphia	16	4	45	1,037	23.0	44	0	1	0	7	7.0	7	0
2013	Philadelphia	16	2	9	205	22.8	41	0	0	0	0	0.0	0	0
2014	Philadelphia	16	0	0	0	0.0	0	0	0	0	0	0.0	0	0
2015	Pittsburgh	16	1	0	0	0.0	0	0	0	0	0	0.0	0	0
2016	Chicago	0	0	INJURED RESERVE - PECTORAL					--	--	--	--	--	--
Totals		64	7	54	1,242	23.0	44	0	1	0	7	7.0	7	0

POSTSEASON

Year	Team	GP	GS	TACKLES			SACKS		INTERCEPTIONS					FUMBLES		
				TT	Solo	Asst.	No.	Yards	No.	Yards	LG	TD	PD	FF	FR	Yards
2013	Philadelphia	1	1	0	0	0	0.0	0.0	0	0	0	0	0	0	0	0
2015	Pittsburgh	2	1	6	6	0	0.0	0.0	0	0	0	0	1	0	0	0
Totals		3	2	6	6	0	0.0	0.0	0	0	0	0	1	0	0	0

86**TIGHT END**
6-4 | 270

NICK BOYLE

COLLEGE: DELAWARE **HS:** HIGH POINT REGIONAL (SUSSEX, NJ)
BORN: 2/17/93, POMPTON PLAINS, NJ
EXP. (NFL/RAVENS): 3/3 **GP/GS (PLAYOFFS):** 17/2 (0/0)**TOGETHER**

— KEY TRANSACTIONS —

- Activated to the Ravens' 53-man roster from the Commissioner's Permission Exempt List on 11/26/16
- Selected by the Ravens in the fifth round (171st overall) of the 2015 NFL Draft
- Was the first of two Baltimore draft picks in the fifth round (G Robert Myers – 176th)

— CAREER HIGHLIGHTS —

- Recorded 44 receiving yards on 6 receptions (7.3 avg.) in 2016, helping QB Joe Flacco post a franchise-record 4,317 passing yards
- Registered 153 yards on 18 receptions (8.5 avg.) for the league's No. 8 passing attack (266.9 ypg), which gained a single-season franchise-record 4,271 net passing yards, as rookie in 2015
- Set career highs in receiving yards (35) and receptions (3, tied) vs. Jax. (11/15/15)...Secured a career-long 25-yard reception on Baltimore's opening play

— PERSONAL —

- Has two sisters who were college athletes: Lauren was a four-year starter in basketball at Muhlenberg (PA) College, and Kate played soccer for two seasons at Susquehanna (PA) University

— SEASON RECAPS —

2016: (BALTIMORE RAVENS – 6/0)

- Played in the Ravens' final six games after being activated to the 53-man roster from the Commissioner's Permission Exempt List on 11/26/16...Tallied 6 receptions for 44 yards in helping QB Joe Flacco record a single-season franchise-record 4,317 passing yards
- Produced a career-high-tying 3 receptions for 15 yards at NE (12/12)
- Posted his first catch of the 2016 season with a 20-yard reception on a Ravens' scoring drive, finishing with 24 receiving yards on 2 receptions in the 38-6 win vs. Mia. (12/4)
- Saw action from scrimmage and on special teams in the 19-14 victory vs. Cin. (11/27) after being activated to the Ravens' 53-man roster on 11/26

2015: (BALTIMORE RAVENS – 11/2)

- Registered 153 yards on 18 receptions (8.5 avg.) for the league's No. 8 passing attack (266.9 ypg), which gained a single-season franchise-record 4,271 net passing yards

- Posted 3 catches for 15 yards at Mia. (12/6)
- Gained a career-high 35 receiving yards on 3 receptions vs. Jax. (11/15)...Posted a career-long 25-yard reception on Baltimore's first play from scrimmage
- Caught a QB Joe Flacco pass to convert a 2-point attempt and posted 20 yards on 2 receptions at Ari. (10/26)
- Recorded his first-career NFL start, posting 12 receiving yards on 3 catches for an offense that scored 16 unanswered points in the 23-20 come-from-behind, OT victory at Pit. (10/1)...Secured a key 7-yard reception to convert a first down on fourth-and-1 on a drive that ended in a K Justin Tucker FG in the fourth quarter

— COLLEGE —

- Played in 41 games (36 starts) at Delaware, catching 101 passes for 984 yards (9.7 avg.) and 12 TDs...Became Delaware's all-time leader among TEs for receptions and ranked No. 2 in receiving yards and TDs
- Posted 37 catches for 304 yards and 4 TDs as a senior in 2014, earning first-team All-CAA and second-team (The Sports Network) and third-team (Beyond Sports Network) All-America recognition
- Majored in economics

— HIGH SCHOOL —

- Prepped at High Point Regional (Sussex, NJ) HS, where he was a three-year starter on both sides of the ball
- Earned first-team All-Conference honors on defense as a senior, posting a single-season school record 10 sacks
- Was also an All-Conference selection in basketball, serving as a three-year starter and team captain

2016

GAME-BY-GAME OFFENSE

Date/Opp.	RECEIVING					RUSHING				
	No.	Yds.	Avg.	LG	TD	No.	Yds.	Avg.	LG	TD
9/11 vs. Buf.	SUSPENDED BY THE NFL					--	--	--	--	--
9/18 @ Cle.	SUSPENDED BY THE NFL					--	--	--	--	--
9/25 @ Jax.	SUSPENDED BY THE NFL					--	--	--	--	--
10/2 vs. Oak.	SUSPENDED BY THE NFL					--	--	--	--	--
10/9 vs. Was.	SUSPENDED BY THE NFL					--	--	--	--	--
10/16 @ NYG	SUSPENDED BY THE NFL					--	--	--	--	--
10/23 @ NYJ	SUSPENDED BY THE NFL					--	--	--	--	--
11/6 vs. Pit.	SUSPENDED BY THE NFL					--	--	--	--	--
11/10 vs. Cle.	SUSPENDED BY THE NFL					--	--	--	--	--
11/20 @ Dal.	SUSPENDED BY THE NFL					--	--	--	--	--
11/27 vs. Cin.	0	0	0.0	0	0	0	0	0.0	0	0
12/4 vs. Mia.	2	24	12.0	20	0	0	0	0.0	0	0
12/12 @ NE	3	15	5.0	7	0	0	0	0.0	0	0
12/18 vs. Phi.	0	0	0.0	0	0	0	0	0.0	0	0
12/25 @ Pit.	1	5	5.0	5	0	0	0	0.0	0	0
1/1/17 @ Cin.	0	0	0.0	0	0	0	0	0.0	0	0
Totals	6	44	7.3	20	0	0	0	0.0	0	0

86 NICK BOYLE

REGULAR SEASON

Year	Team	GP	GS	RECEIVING					RUSHING				
				No.	Yards	Avg.	LG	TD	No.	Yards	Avg.	LG	TD
2015	Baltimore	11	2	18	153	8.5	25	0	0	0	0.0	0	0
2016	Baltimore	6	0	6	44	7.3	20	0	0	0	0.0	0	0
Totals		17	2	24	197	8.2	25	0	0	0	0.0	0	0

SPECIAL TEAMS TACKLES (2): 2016 (2)

CAREER SINGLE-GAME HIGHS (REGULAR SEASON)

RECEIVING

Receptions:

3 5 times (last: 12/12/16 at NE)

Yardage:

35 (11/15/15 vs. Jax.)

Long Gain:

25 (11/15/15 vs. Jax.)

Touchdowns:

None

RUSHING

Carries:

None

Yardage:

None

Long Gain:

None

Touchdowns:

None

Additional Statistics: Caught a Joe Flacco pass to convert a 2-point attempt at Ari. (10/26/15); Also posted a 10-yard KOR at Den. (9/13/15)



— BOYLE'S COMMUNITY IMPACT —

- As part of the Ravens Foundation's annual signature project, volunteered to help renew and transform Mary Ann Winterling (Baltimore City) Elementary School, assisting with landscaping, painting and a field day for the school's children (2017)
- Supported the Cecil County Special Olympics at the Pine Grove Inn's annual chili cook-off (2016)
- Attended the Goodwill Gridiron Halloween party to benefit Goodwill Industries of the Chesapeake (2015)

RAVENS ALL-TIME TOP 10 OFFENSIVE/DEFENSIVE GAMES

(Total Net Yards: Regular Season and Postseason)

OFFENSIVE / YARDS GAINED

Rank	Yards	Rush	Pass	Date	Opponent
1.	553	168	385	09/25/11	at St. Louis
2.	548	308	240	12/13/09	Detroit
3.	533	224	309	12/23/12	New York Giants
4.	503	121	382	09/23/12	New England
5.	501	198	303	09/13/09	Kansas City
6.	493	109	384	09/20/15	at Oakland
7.	496	110	386	12/04/16	vs. Mia.
8.	479	155	324	11/12/13	at Denver
	479	142	337	09/27/09	Cleveland
	479	250	229	11/19/00	Dallas

DEFENSIVE / YARDS ALLOWED

Rank	Yards	Rush	Pass	Date	Opponent
1.	94	4	90	09/24/00	Cincinnati
2.	107	52	55	10/10/04	at Washington
3.	112	28	84	11/26/00	Cleveland
4.	121	47	74	11/09/03	at St. Louis
5.	128	64	64	12/10/00	San Diego
6.	132	47	85	11/14/99	at Jacksonville
7.	144	33	111	11/10/16	vs. Cleveland
8.	142	26	116	09/10/06	at Tampa Bay
9.	150	38	112	10/02/11	New York Jets
10.	151	46	105	01/13/02	at Miami (Wild Card)
	151	49	102	01/02/00	at New England



12

WIDE RECEIVER
5-9 | 191

MICHAEL CAMPANARO

COLLEGE: WAKE FOREST HS: RIVER HILL (CLARKSVILLE, MD)

BORN: 1/25/91, CLARKSVILLE, MD

EXP. (NFL/RAVENS): 4/4 GP/GS (PLAYOFFS): 11/0 (2/0)



TOGETHER

— KEY TRANSACTIONS —

- Re-signed with the Ravens on 4/6/17
- Elevated to the Ravens' 53-man roster on 12/13/16
- Signed to Baltimore's practice squad on 11/7/16
- Waived by the Ravens on 9/12/16
- Placed on Injured Reserve (back) on 10/3/15
- Originally selected by the Ravens in the seventh round (218th overall) of the 2014 NFL Draft

— CAREER HIGHLIGHTS —

- Registered 72 yards on 3 carries (24.0 avg.) in 2016 after being elevated to the Ravens' 53-man roster for Baltimore's final three games
- Rushed for a career-long 39-yard gain in his first game of the 2016 season vs. Phi. (12/18/16)
- Became the second Ravens WR (Mark Clayton) to score a rushing TD in the 23-20 win at Pit. on 10/1/15
- Set career highs in catches (3) and receiving yards (40), including a career-long 19-yarder (tied), at Cin. (10/26/14)
- His first-career catch was a 19-yard TD in his NFL debut in the 48-17 victory at TB (10/12/14)

— PERSONAL —

- Has trained at Campanaro Strength and Conditioning, owned and operated by his brother, Nick
- Father, Attilio, and mother, Lisa, are retired chefs who owned and operated a catering business and café

— SEASON RECAPS —

2016: (BALTIMORE RAVENS – 3/0)

- Elevated to the Ravens' 53-man roster for Baltimore's final three games and gained 72 yards on 3 carries (24.0 avg.) and 63 yards on 5 PRs (12.6 avg.)
- Posted a 23-yard run from scrimmage and returned 2 punts for 25 yards (12.5 avg.) at Pit. (12/25)
- Playing in his first game since 10/1/15, rushed for a career-long 39-yard gain and handled all PR duties in the 27-26 victory vs. Phi. (12/18)

2015: (BALTIMORE RAVENS – 4/0)

- Recorded 35 yards on 5 catches and 17 yards and 1 TD on 2 rushes before being placed on Injured Reserve (back) on 10/3...Also returned 3 kickoffs for 79 yards (26.3 avg.) and 3 punts for 49 yards (16.3 avg.)
- Scored a TD on a 9-yard run for an offense that produced 191 rushing yards in the 23-20 come-from-behind, overtime

victory at Pit. (10/1)...Gained 63 all-purpose yards before leaving the game in the fourth quarter with a back injury

- Produced 11 receiving yards on 2 receptions, 8 rushing yards on 1 carry, a 26-yard KOR and a pair of PRs for 35 yards vs. Cin. (9/27)

2014: (BALTIMORE RAVENS – 4/0, 2/0)

- Posted 102 yards and 1 TD on 7 catches for an offense that set franchise single-season records in yards (5,838) and points (409)...Missed six games (9-14) due to a thigh injury
- Subbed and recorded his first-career postseason catch (finished with 4 receptions for 39 yards) in the Divisional Playoff game at NE (1/10/15)
- Tied for the team lead with a career-high 3 receptions for 40 yards and recorded 2 PRs for 17 yards, before leaving the game with a thigh injury at Cin. (10/26)
- Played in his first NFL game and recorded his first-career reception (good for a 19-yard TD), finishing with 2 receptions for 28 yards in the 48-17 victory at TB (10/12)

— COLLEGE —

- Finished his Demon Deacons career ranked first in receptions (229), third in receiving yards (2,506) and eighth in receiving TDs (14) in school history...Tallied 35 KORs for 828 yards (23.7 avg.) and 26 PRs for 156 yards (6.0 avg.) and 1 TD...Completed 6 of 7 passes for 174 yards and 4 TDs, adding 51 rushes for 238 yards and 2 TDs
- Started all eight games he played (missed the final four games with a shoulder injury) and earned second-team All-ACC honors while leading the team with 67 catches for 803 receiving yards and 6 TDs as a senior in 2013...Posted a school-record 16 catches vs. Louisiana-Monroe
- Named second-team All-ACC and a two-time ACC Receiver of the Week honoree after finishing with a career-high 79 catches for 763 yards and 6 TDs as a junior in 2012
- Played in 12 games (11 starts) and caught 73 passes for a career-high 833 yards and 2 TDs, earning third-team All-ACC honors (*Phil Steele*), as a sophomore in 2011...Combined with WR Chris Givens (83 receptions) for a school-record 156 catches by a receiver duo
- Played 12 games (one start) and was named fourth-team All-ACC as a KOR (*Phil Steele*), leading Wake Forest in KORs (28), KOR yards (679) and KOR average (24.3) as a freshman in 2010...Redshirted as a true freshman in 2009
- Graduated with a communications degree

— HIGH SCHOOL —

- Prepped at River Hill (Clarksville, MD) HS, where he gained over 6,500 yards and 90 TDs during his three-year varsity career...Posted 8-career kick return TDs

12 MICHAEL CAMPANARO

- Helped the Hawks to consecutive 2A State Championships (2007-08)
- Earned *Washington Post* All-Met and Howard County Offensive Player of the Year honors as a senior in 2008
- Ran for 1,848 yards and 29 TDs and caught 17 passes for 266 yards and 7 TDs...Also posted 71 tackles and 7 INTs as a defensive back



2016

GAME-BY-GAME RETURNS

RAVENS Date/Opp.	KICKOFF RETURNS					PUNT RETURNS					
	No.	Yds.	Avg.	LG	TD	No.	FC	Yds.	Avg.	LG	TD
9/11 vs. Buf.	NOT ON AN NFL ROSTER					--	--	--	--	--	--
9/18 @ Cle.	NOT ON AN NFL ROSTER					--	--	--	--	--	--
9/25 @ Jax.	NOT ON AN NFL ROSTER					--	--	--	--	--	--
10/2 vs. Oak.	NOT ON AN NFL ROSTER					--	--	--	--	--	--
10/9 vs. Was.	NOT ON AN NFL ROSTER					--	--	--	--	--	--
10/16 @ NYG	NOT ON AN NFL ROSTER					--	--	--	--	--	--
10/23 @ NYJ	NOT ON AN NFL ROSTER					--	--	--	--	--	--
11/6 vs. Pit.	NOT ON AN NFL ROSTER					--	--	--	--	--	--
11/10 vs. Cle.	ON RAVENS' PRACTICE SQUAD					--	--	--	--	--	--
11/20 @ Dal.	ON RAVENS' PRACTICE SQUAD					--	--	--	--	--	--
11/27 vs. Cle.	ON RAVENS' PRACTICE SQUAD					--	--	--	--	--	--
12/4 vs. Mia.	ON RAVENS' PRACTICE SQUAD					--	--	--	--	--	--
12/12 @ NE	ON RAVENS' PRACTICE SQUAD					--	--	--	--	--	--
12/18 vs. Phi.	0	0	0.0	0	0	0	1	0	0.0	0	0
12/25 @ Pit.	0	0	0.0	0	0	2	1	25	12.5	14	0
1/1/17 @ Cin.	0	0	0.0	0	0	3	1	38	12.7	17	0
Totals	0	0	0.0	0	0	5	3	63	12.6	17	0

2016

GAME-BY-GAME OFFENSE

RAVENS Date/Opp.	RECEIVING					RUSHING				
	No.	Yds.	Avg.	LG	TD	No.	Yds.	Avg.	LG	TD
9/11 vs. Buf.	NOT ON AN NFL ROSTER					--	--	--	--	--
9/18 @ Cle.	NOT ON AN NFL ROSTER					--	--	--	--	--
9/25 @ Jax.	NOT ON AN NFL ROSTER					--	--	--	--	--
10/2 vs. Oak.	NOT ON AN NFL ROSTER					--	--	--	--	--
10/9 vs. Was.	NOT ON AN NFL ROSTER					--	--	--	--	--
10/16 @ NYG	NOT ON AN NFL ROSTER					--	--	--	--	--
10/23 @ NYJ	NOT ON AN NFL ROSTER					--	--	--	--	--
11/6 vs. Pit.	NOT ON AN NFL ROSTER					--	--	--	--	--
11/10 vs. Cle.	ON RAVENS' PRACTICE SQUAD					--	--	--	--	--
11/20 @ Dal.	ON RAVENS' PRACTICE SQUAD					--	--	--	--	--
11/27 vs. Cin.	ON RAVENS' PRACTICE SQUAD					--	--	--	--	--
12/4 vs. Mia.	ON RAVENS' PRACTICE SQUAD					--	--	--	--	--
12/12 @ NE	ON RAVENS' PRACTICE SQUAD					--	--	--	--	--
12/18 vs. Phi.	0	0	0.0	0	0	1	39	39.0	39	0
12/25 @ Pit.	0	0	0.0	0	0	1	23	23.0	23	0
1/1/17 @ Cin.	0	0	0.0	0	0	1	10	10.0	10	0
Totals	0	0	0.0	0	0	3	72	24.0	39	0

— CAMPANARO'S COMMUNITY IMPACT —

- Joined athletes from Special Olympics Howard County for its inspirational walk event at Ellicott City's Centennial Park (2017)
- Visited with residents of Ellicott City, MD, after the city suffered devastating floods that killed two people and left dozens of buildings damaged (2016)...Helped raise money/awareness (pictured above) for the I Love EC campaign
- Consistently supports the Casey Cares Foundation, an organization dedicated to providing uplifting programs for critically ill children and their families, by attending numerous events and fundraisers
- Supports programs benefitting the well-being of animals and participated in the Maryland SPCA's annual March for the Animals (2015-16)
- Joined students at Charles Carroll Barrister Elementary School to celebrate their achievements in the Ravens Reading Challenge (2015)
- Hosted Marine Toys for Tots drives at Howard HS (2015) and at his alma mater, River Hill (Clarksville, MD) HS (2014)
- Donated 80 pairs of football cleats to the football players at Frederick Douglass High School (2015)
- Participated in the Coppermine Fieldhouse Salute to Summer 5K Walk and Run Festival to help benefit the Catch A Lift Fund and the Kennedy Krieger Institute (2015)
- Joined teammates at the Comcast SportsNet Amputee Warrior Softball Classic to benefit charities supporting those wounded overseas (2015)
- Helped promote PLAY 60, the NFL movement for an active generation by joining teammates and local coaches at the Hispanic Heritage Month football clinic to teach predominantly Hispanic children the fundamentals of football (2014)



12 MICHAEL CAMPANARO

REGULAR SEASON

Year	Team	GP	GS	RECEIVING					RUSHING				
				No.	Yards	Avg.	LG	TD	No.	Yards	Avg.	LG	TD
2014	Baltimore	4	0	7	102	14.6	19t	1	0	0	0.0	0	0
2015	Baltimore	4	0	5	35	7.0	11	0	2	17	8.5	9t	1
2016	Baltimore	3	0	0	0	0.0	0	0	3	72	24.0	39	0
Totals		11	0	12	137	11.4	19t	1	5	89	17.8	39	1

CAREER SINGLE-GAME HIGHS (REGULAR SEASON)

RECEIVING

Receptions:

3 (10/26/14 at Cin.)

Yardage:

40 (10/26/14 at Cin.)

Long Gain:

19 2 times (last: 10/26/14 at Cin.)

Touchdowns:

1 (10/12/14 at TB)

RUSHING

Carries:

1 5 times (last: 1/1/17 at Cin.)

Yardage:

39 (12/18/16 vs. Phi.)

Long Gain:

39 (12/18/16 vs. Phi.)

Touchdowns:

1 (10/1/15 at Pit.)

Year	Team	GP	GS	KICKOFF RETURNS					PUNT RETURNS					
				No.	Yards	Avg.	LG	TD	No.	FC	Yards	Avg.	LG	TD
2014	Baltimore	4	0	0	0	0.0	0	0	2	1	17	8.5	9	0
2015	Baltimore	4	0	3	79	26.3	29	0	3	3	49	16.3	21	0
2016	Baltimore	3	0	0	0	0.0	0	0	5	3	63	12.6	17	0
Totals		11	0	3	79	26.3	29	0	10	7	129	12.9	21	0

POSTSEASON

Year	Team	GP	GS	RECEIVING					RUSHING				
				No.	Yards	Avg.	LG	TD	No.	Yards	Avg.	LG	TD
2014	Baltimore	2	0	4	39	9.8	16	0	1	0	0.0	0	0
Totals		2	0	4	39	9.8	16	0	1	0	0.0	0	0

Year	Team	GP	GS	KICKOFF RETURNS					PUNT RETURNS					
				No.	Yards	Avg.	LG	TD	No.	FC	Yards	Avg.	LG	TD
2014	Baltimore	2	0	0	0	0.0	0	0	0	1	0	0.0	0	0
Totals		2	0	0	0	0.0	0	0	0	1	0	0.0	0	0



M&T BANK STADIUM FIRSTS

M&T Bank Stadium opened to start the 1998 season, and the Ravens played their first game on Sept. 6 vs. the Steelers.

EVENT	OPPONENT	DATE	SCORE
First Win	Cincinnati Bengals	9/27/98	31-24, Ravens
First Loss	Pittsburgh Steelers	9/6/98	20-13, Steelers
First Passing TD (Jermaine Lewis from Eric Zeier, 64 Yards - fourth quarter)	Pittsburgh Steelers	9/6/98	20-13, Steelers
First Rushing TD (Priest Holmes, 3-Yard run - first quarter)	Cincinnati Bengals	9/27/98	31-24, Ravens
First Interception (Duane Starks - second quarter)	Pittsburgh Steelers	9/6/98	20-13, Steelers
First Field Goal (Matt Stover, 41 yards - first quarter)	Pittsburgh Steelers	9/6/98	20-13, Steelers
First Blocked Punt (Ed Reed - second quarter: Den. 16-yard line - Led to a Jamal Lewis TD 3 plays later)	Denver Broncos	9/30/02	34-23, Ravens

BALTIMORE
RAVENS



26

CORNERBACK
6-1 193



MAURICE CANADY

COLLEGE: VIRGINIA HS: VARINA (HENRICO, VA)
BORN: 5/26/94, RICHMOND, VA
EXP. (NFL/RAVENS): 2/2 GP/GS (PLAYOFFS): 4/0 (0/0)



TOGETHER

— KEY TRANSACTIONS —

- Placed on Injured Reserve (thigh) on 10/6/16
- Maurice Canady was selected by the Ravens in the sixth round (209th overall) of the 2016 NFL Draft

— CAREER HIGHLIGHTS —

- Recorded 2 special teams tackles in his rookie season in 2016, finishing the season on Injured Reserve after suffering a thigh injury
- Posted his first-career special teams tackle in a 25-20, come-from-behind win at Cle. (9/18)

— PERSONAL —

- Majored in African-American studies at Virginia
- Attended Varina (Henrico, VA) HS, where he served as a team captain his senior year (2011)
- Last name is pronounced: CAN-uh-dee

— SEASON RECAPS —

2016: (BALTIMORE RAVENS – 4/0)

- Appeared in four games in his rookie season, registering 2 special teams tackles prior to being placed on Injured Reserve (thigh) on 10/6
- Recorded 1 special teams stop in a 19-17 win at Jax. (9/25)

- Saw action on special teams and posted his first-career ST tackle in a 25-20, come-from-behind win at Cle. (9/18)
- Competed on special teams in his first-career NFL game in the 13-7 season-opening victory vs. Buf. (9/11)

— COLLEGE —

- Played in 44 games at Virginia (34 starts), recording 148 tackles (102 solo), 2 sacks (-28 yards), 6.5 TFL (-44 yards), 5 INTs (108 return yards - 1 TD), 29 PD, 4 FFs and 1 FR
- Also recorded 5 PRs for 126 yards in his career, including a 74-yard PR TD as a senior in 2015
- Named second-team All-ACC in 2014 after recording 37 tackles (23 solo), 1.5 TFL, 3 INTs (returned 69 yards, 1 for a TD), a career-high 12 PD and 1 FF
- In 2012, twice earned ACC Defensive Player of the Week honors (11/5 and 11/12) and *College Sports Madness* ACC Defensive Player of the Week (11/5)

— HIGH SCHOOL —

- Prepped at Varina (Henrico, VA) HS, where he played CB, WR and QB for the football team...Was a team captain his senior year in 2011, recording 704 passing yards, 1,090 rushing yards and 280 receiving yards...Also had 10 PD and 1 INT, which he returned for a TD
- Named 2011 first-team All-Capital District, All-Central Region utility and the Offensive Player of the Year



— CANADY'S COMMUNITY IMPACT —

- Joined the 2016 rookie class at the Helping Up Mission in Baltimore City, visiting with and serving lunch to the residents of the homeless shelter
- Supported the NFL and Ravens' PLAY 60 initiative, the movement for a more active generation, by participating in the team's PLAY 60 Festival with 300 children from various Baltimore City after-school programs at Patterson Park UTZ Twardowicz Field (2016)
- Supports teammates' charitable endeavors, including Lardarius Webb's Celebrity Softball Game (2016-17)

REGULAR SEASON

Year	Team	GP	GS	TACKLES			SACKS		INTERCEPTIONS					FUMBLES				
				TT	Solo	Asst.	No.	Yards	No.	Yards	LG	TD	PD	FF	FR	Yards		
2016	Baltimore	4	0	0	0	0	0.0	0.0	0	0	0	0	0	0	0	0	0	0
Totals		4	0	0	0	0	0.0	0.0	0	0	0	0	0	0	0	0	0	0

SPECIAL TEAMS TACKLES (2): 2016 (2)

CAREER SINGLE-GAME HIGHS (REGULAR SEASON)

Total Tackles: None	INTs: None	Forced Fumbles: None
Solo Tackles: None	Passes Defensed: None	Fumble Recoveries: None

24

CORNERBACK
6-0 | 210

BRANDON CARR

COLLEGE: GRAND VALLEY STATE HS: CARMAN-AINSWORTH (FLINT, MI)

BORN: 5/19/86, FLINT, MI

EXP. (NFL/RAVENS): 10/1 GP/GS (PLAYOFFS): 144/144 (4/4)



TOGETHER

— KEY TRANSACTIONS —

- Signed with the Ravens as an UFA (Dal.) on 3/20/17
- Signed with Dallas as an UFA (KC) on 3/14/12
- Originally selected by Kansas City in the fifth round (140th overall) of the 2008 NFL Draft

— HONORS —

- Cowboys Walter Payton Man of The Year (2014, 2015)
- NFC Defensive Player of the Week (Week 15, 2012)
- *USA Today's* All-Joe Rookie Team (2008)

— CAREER HIGHLIGHTS —

- Owns 551 tackles (477 solo), 15 INTs (2 returned for touchdowns), 109 PD, 9 FRs, 1 sack and 1 FF
- Starting every game since entering the NFL in 2008, Carr's 144-consecutive starts rank as the NFL's longest active streak among cornerbacks, with the next closest being Arizona CB Patrick Peterson (96)...Carr's 144 starts rank sixth among all active NFL players
- Entering 2017, Carr's 109 PD rank seventh in the NFL (tied, Brandon Flowers) since he was drafted in 2008
- In 2016, posted 61 tackles (53 solo), 1 INT and 9 PD, helping the Cowboys produce a 13-3 record and earn a No. 1 overall seed in the NFC playoffs
- In his debut season with the Cowboys in 2012, registered 53 tackles, 10 PD and 3 INTs, including a theft returned 47 yards for a TD
- Posted a league-leading 25 PD in 2010 for the Chiefs
- Earned a spot on *USA Today's* All-Joe Rookie team after starting all 16 games and registering 73 tackles (70 solo), 2 INTs and 6 PD in his first NFL season (2008)

— PERSONAL —

- Married his wife, Shatory, in May 2014, and the couple have a daughter, Sidney, and a son, Austin
- Given the nickname, "Iron Horse" while in Kansas City because of his durability
- Listens to a gospel music mix to get himself pumped up on gameday

— SEASON RECAPS —

2016: (DALLAS COWBOYS – 16/16, 1/1)

- Started all 16 games for the ninth-consecutive season, finishing with 61 tackles (53 solo), 1 INT and 9 PD, helping the Cowboys produce a 13-3 record and earn the No. 1 overall seed in the NFC playoffs

- Notched a season-best 8 tackles (6 solo) at Min. (12/1)
- Recorded a team-high 7 solo stops and tallied 1 PD in the 29-23 OT win vs. Phi. (10/30)
- Totaled 4 tackles and 1 PD in a 42-21 win vs. Det. (12/26)
- Intercepted QB Eli Manning and produced 2 tackles vs. NYG (9/11)

2015: (DALLAS COWBOYS – 16/16)

- Recorded a career-high 76 tackles (60 solo), 6 PD and 1 FR for the NFL's fifth-ranked pass defense (227.0 ypg)
- Totaled 6 tackles, 1 PD and 1 FR at Buf. (12/27)
- Registered a team-best 7 solo stops at NYG (10/25)
- Tallied a season-high-tying 8 tackles (6 solo) vs. Atl. (9/27)
- Produced 5 solo stops and held WR Odell Beckham Jr. to 44 receiving yards in the season-opening win vs. NYG (9/13)

2014: (DALLAS COWBOYS – 16/16, 2/2)

- Totaled 54 tackles, 7 PD, 1 FR and his first-career sack, helping the Cowboys capture the NFC East Division title
- Started both postseason contests, finishing third (tied) on the team with 9 tackles and 1 PD
- Notched 5 solo stops and 1 sack (-7 yards) at Jax. (11/9)
- Led the team with 8 tackles and 1 PD in a 20-17 OT victory vs. Hou. (10/5)
- Started in his 100th-consecutive contest, finishing with 4 tackles and adding 1 FR vs. NO (9/28)

2013: (DALLAS COWBOYS – 16/16)

- Finished fourth on the team with 71 tackles and tied for first with 12 PD, adding 3 INTs (1 returned for a TD) and 1 FR
- Registered a crucial fourth-quarter INT in a 31-24 victory at Oak. (11/28)
- Netted a career-high-tying 9 tackles and 1 FR at Det. (10/27)
- Tallied 4 stops, 2 PD and 1 INT for a defense that held the Eagles to 3 points and 209 passing yards at Phi. (10/20)
- Posted a season-best 3 PD, adding 6 tackles vs. Was. (10/13)
- Returned a QB Eli Manning INT 49 yards for a TD with under two minutes remaining in the fourth quarter to help clinch a 36-31 win vs. NYG (9/8)

2012: (DALLAS COWBOYS – 16/16)

- In his first season with the Cowboys, totaled 53 tackles and led Dallas in PD (10), INTs (3) and INT yards (120)
- Earned NFC Defensive Player of the Week Honors when he intercepted QB Ben Roethlisberger and tallied a season-high 3 PD vs. Pit. (12/16)

24 BRANDON CARR

- Returned an INT 37 yards in the fourth quarter to set up RB Demarco Murray's game-winning TD in a 20-19 win at Cin. (12/9)
- Produced his first-career score on a 47-yard interception return and added 4 solo tackles at Phi. (11/11)

2011: (KANSAS CITY CHIEFS – 16/16)

- Established a career-high with a team-leading 4 INTs and recorded 45 tackles and 15 PD for the league's sixth-ranked passing defense (201.3 ypg)
- Posted 2 tackles, 2 PD and 1 INT for a defense that gave up just 60 total passing yards at Den. (1/1/17)
- Notched 1 INT for a defense that recorded 7 sacks and allowed just 88 net yards passing at Chi. (12/4)
- Netted 2 PD and 1 INT for a defense that posted a shutout (28-0) and tallied 6 total interceptions at Oak. (10/23)
- Posted 2 stops and intercepted QB Donovan McNabb in a 22-17 win vs. Min. (10/2)

2010: (KANSAS CITY CHIEFS – 16/16 1/1)

- Posted a league-leading and career-high 25 PD, adding 57 tackles, 1 INT and 2 FRs...Carr's 25 PD ranked as the fourth most (tied, Dominique Rodgers-Cromartie) a player has recorded in a single season since he entered the NFL (2008)
- Produced 3 tackles in his playoff debut in the AFC Wild Card matchup vs. Bal. (1/9)
- Recorded 5 tackles, 1 PD and 1 FR vs. Oak. (1/2/11)
- Produced 2 tackles, 3 PD and 1 theft in a 34-14 win vs. Ten. (12/26)
- Notched a career-high 5 PD for a secondary that gave up just 86 net passing yards vs. Den. (12/5)
- Tallied 8 stops (7 solo) and 1 PD at Ind. (10/10)
- Netted 2 tackles, 1 FR and 3 PD in the 21-14 season-opening victory vs. SD (9/13)

2009: (KANSAS CITY CHIEFS – 16/16)

- Registered 61 tackles (56 solo), 1 INT (returned for 31 yards), 1 FF and 2 FRs, while his 19 PD tied (Leigh Bodden and Mike Jenkins) for the NFL's sixth most
- Recorded 3 tackles, 2 PD and 1 INT for a defense that allowed just 66 yards passing vs. Cle. (12/20)
- Tallied 5 stops (4 solo), 1 FF and 1 FR vs. Buf. (12/13)
- Finished second on the team with 8 tackles (all solo) in the 27-24 OT win vs. Pit. (11/22)
- Posted 4 solo tackles and a season-best (tied) 3 PD at NYG (10/4)

2008: (KANSAS CITY CHIEFS – 16/16)

- Named to *USA Today's* All-Joe Rookie Team (players who are critical to their team, but don't receive Pro Bowl nods) after totaling 73 tackles (70 solo), 2 INTs, 6 PD and 2 FRs

- Produced 5 tackles, 1 PD and a 35-yard interception return vs. TB (11/2)
- Notched his first-career INT, which he returned for 32 yards, and posted 2 stops, 3 PD and 1 FR vs. Den. (9/28)
- Finished with a team and career-high (since tied) 9 tackles at Atl. (9/21)
- Registered 3 tackles and 1 FR in his NFL debut at NE (9/7)

— COLLEGE —

- Compiled a 50-4 record and won two NCAA Division II titles in his four seasons at Grand Valley State, appearing in 49 games (42 starts) and recording 206 tackles, 11 INTs (1 returned for a TD), 39 PD and 2 FRs
- Earned first-team All-American honors from the *NFL Draft Report* and second-team All-American honors from the *Associated Press* as a senior after finishing with 45 tackles, 2 INTs and a team-high 13 PD...Also named the All-Great Lakes Intercollegiate Defensive Back of the Year and received first-team All-Conference accolades
- As a junior, posted 71 tackles and team highs in PD (15) and INTs (6), earning first-team All-GLIAC and first-team All-American honors...Helped the Lakers capture their second-consecutive Division II national championship
- Earned first-team All-GLIAC after helping lead Grand Valley State to a Division II national title and recording 78 tackles, 3 INTs (1 returned for a TD) and 9 PD as a sophomore in 2005
- Saw action in eight contests as a true freshman in 2004, finishing the season with 12 tackles and 2 PD

— HIGH SCHOOL —

- Prepped at Carman-Ainsworth (Flint, MI) HS, where he earned All-Conference honors as a cornerback
- Recorded 53 tackles, 2 INTs on defense as a senior, while posting 24 receptions for 431 yards and 4 TDs as a WR
- Also lettered in basketball

2016

GAME-BY-GAME DEFENSE

COWBOYS

Date/Opp.	TT	Solo	Asst.	Sacks	INT	PD	FF	FR
9/11 vs. NYG	2	2	0	0-0	1-0	1	0	0
9/18 @ Was.	5	4	1	0-0	0-0	1	0	0
9/25 vs. Chi.	5	4	1	0-0	0-0	1	0	0
10/2 @ SF	4	3	1	0-0	0-0	0	0	0
10/9 vs. Cin.	2	2	0	0-0	0-0	1	0	0
10/16 @ GB	5	3	2	0-0	0-0	0	0	0
10/30 vs. Phi.	7	7	0	0-0	0-0	1	0	0
11/6 @ Cle.	2	2	0	0-0	0-0	1	0	0
11/13 @ Pit.	3	3	0	0-0	0-0	0	0	0
11/20 vs. Bal.	2	2	0	0-0	0-0	0	0	0
11/24 vs. Was.	5	5	0	0-0	0-0	1	0	0
12/1 @ Min.	8	6	2	0-0	0-0	1	0	0
12/11 @ NYG	5	5	0	0-0	0-0	1	0	0
12/18 vs. TB	1	1	0	0-0	0-0	0	0	0
12/26 vs. Det.	4	3	1	0-0	0-0	1	0	0
1/1/17 @ Phi.	1	1	0	0-0	0-0	0	0	0
Totals	61	53	8	0-0	1-0	9	0	0
Playoffs								
1/15/17 vs. GB	3	3	0	0-0	0-0	0	0	0
Totals	3	3	0	0-0	0-0	0	0	0

24 BRANDON CARR

REGULAR SEASON

Year	Team	GP	GS	TACKLES			SACKS		INTERCEPTIONS					FUMBLES		
				TT	Solo	Asst.	No.	Yards	No.	Yards	LG	TD	PD	FF	FR	Yards
2008	Kansas City	16	16	73	70	3	0.0	0.0	2	67	35	0	6	0	2	0
2009	Kansas City	16	16	61	56	5	0.0	0.0	1	31	31	0	19	1	2	1
2010	Kansas City	16	16	57	46	11	0.0	0.0	1	0	0	0	#25	0	2	23
2011	Kansas City	16	16	45	39	6	0.0	0.0	*4	17	14	0	15	0	0	0
2012	Dallas	16	16	53	48	5	0.0	0.0	*3	*120	47t	1	*10	0	0	0
2013	Dallas	16	16	71	60	11	0.0	0.0	3	49	49t	1	*12	0	1	0
2014	Dallas	16	16	54	45	9	1.0	7.0	0	0	0	0	7	0	1	0
2015	Dallas	16	16	76	60	16	0.0	0.0	0	0	0	0	6	0	1	0
2016	Dallas	16	16	61	53	8	0.0	0.0	1	0	0	0	9	0	0	0
Totals		144	144	551	447	74	1.0	7.0	15	284	49t	2	109	1	9	0

*LED TEAM # LED NFL

SPECIAL TEAMS TACKLES (1): 2009 (1)

CAREER SINGLE-GAME HIGHS (REGULAR SEASON)

Total Tackles: 9 2 times (last: 10/27/13 at Det.)	INTs: 1 15 times (last: 9/11/16 vs. NYG)	Forced Fumbles: 1 (12/13/09 vs. Buf.)
Solo Tackles: 9 (9/21/08 at Atl.)	Passes Defensed: 5 (12/5/10 vs. Den.)	Fumble Recoveries: 1 (12/27/15 at Buf.)
Sacks: 1 (11/9/14 at Jax.)		

POSTSEASON

Year	Team	GP	GS	TACKLES			SACKS		INTERCEPTIONS					FUMBLES			
				TT	Solo	Asst.	No.	Yards	No.	Yards	LG	TD	PD	FF	FR	Yards	
2010	Kansas City	1	1	3	3	0	0.0	0.0	0	0	0	0	0	0	0	0	0
2014	Dallas	2	2	9	9	0	0.0	0.0	0	0	0	0	1	0	0	0	
2016	Dallas	1	1	3	3	0	0.0	0.0	0	0	0	0	0	0	0	0	
Totals		4	4	15	15	0	0.0	0.0	0	0	0	0	1	0	0	0	



— CARR'S COMMUNITY IMPACT —

- Founded in 2012, the Carr Cares Foundation focuses on educational enrichment and literacy initiatives, in addition to physical fitness and nutrition education for youth... Started the Carr Cares Reading Buddy Program to develop positive, one-to-one mentoring relationships with students, encouraging them to value literacy programs and activities in and out of the school environment
- Donated \$110,000 to support children and their families affected by the water crisis in his hometown of Flint, MI
- Consistent supporter of the NFL's PLAY 60 campaign and encourages youth to be active for at least 60 minutes a day through various PLAY 60 events
- Served as a voice for domestic violence awareness following the deaths of former Chiefs teammate and friend Jovan Belcher and Belcher's girlfriend, Kasandra Perkins

DID YOU KNOW?

Starting every game since entering the NFL in 2008, Brandon Carr's 144-consecutive starts entering 2017 rank as the NFL's longest active streak among cornerbacks, with the next closest being Arizona CB Patrick Peterson (96). Carr's 144 starts rank sixth among all active NFL players.

51

LINEBACKER
6-3 | 241

KAMALEI CORREA

COLLEGE: BOISE STATE **HS:** ST. LOUIS SCHOOL (HONOLULU, HI)

BORN: 4/27/94, HONOLULU, HI

EXP. (NFL/RAVENS): 2/2 **GP/GS (PLAYOFFS):** 9/1 (0/0)

TOGETHER

— KEY TRANSACTIONS —

- Placed on Injured Reserve (ribs) on 12/24/16
- Kamalei Correa was selected by the Ravens in the second round (42nd overall) of the 2016 NFL Draft... Declared for the draft after his junior season

— CAREER HIGHLIGHTS —

- Played in nine games as a rookie in 2016, posting 3 tackles, 1 PD and 1 FF for the league's seventh ranked defense (322.1 ypg)
- Made his first-career start and established a career-high 3 tackles and recorded his first-career FF (recovered by DT Timmy Jernigan) at NYJ (10/23/16)

— PERSONAL —

- Attended St. Louis School (Honolulu, HI) where he played football with Tennessee Titans QB Marcus Mariota, who was the second-overall pick in the 2015 NFL Draft
- Grew up a fan of the Green Bay Packers and says he patterns his game after LB Clay Matthews
- Majored in general studies at Boise State
- Name is pronounced: KAH-mah-lay, corr-A-uh**

— SEASON RECAPS —

2016: (BALTIMORE RAVENS – 9/1)

- Appeared in nine games his rookie season (one start), totaling 3 tackles, 1 PD and 1 FF for a defense that allowed the NFL's fifth-fewest rushing yards (89.4 ypg) and ranked seventh overall (322.1 ypg)
- Placed on Injured Reserve (ribs) on 12/24/16 and missed Baltimore's final two contests
- Made his first-career start and established a career-high 3 tackles and recorded his first-career FF (recovered by DT Timmy Jernigan) at NYJ (10/23)
- Saw his first-career action from scrimmage and nearly picked off QB Blake Bortles, notching a PD for a unit that limited the Jaguars to 216 total yards of offense in the 19-17 win at Jax. (9/25)...Also posted his first-career special teams tackle
- Competed on special teams in the Week 1 and Week 2 victories vs. Buf. (9/11) and at Cle. (9/18)

— COLLEGE —

- Played in 40 games at Boise State, making 27-straight starts to round out his three-year career
- Started every game in his final two seasons before declaring for the NFL Draft after his junior campaign
- In 2015, led the team with 7 sacks and 11 TFL, also recording a career-high 3 FFs
- Named defensive MVP in the 2015 Poinsettia Bowl after posting 4 tackles, 2 sacks (-17 yards), 2.5 TFL and 1 FF in his final collegiate performance
- Earned first-team All-Conference honors in 2014 after setting career bests in tackles (59), sacks (12 - led Mountain West), TFL (19) and PD (2)
- Appeared in 13 games as a freshman in 2013, recording 12 tackles (6 solo), 1 sack (-14 yards) and 1.5 TFL

— HIGH SCHOOL —

- Prepped at St. Louis School (Honolulu, HI), where he was a three-year letterwinner and was named first-team All-Interscholastic League of Hawaii (I/II) on the defensive line as a senior...Also lettered twice in basketball
- Earned academic recognition as a junior and senior after being twice named to the Honor Roll, as well as serving on the student council both years

2016

GAME-BY-GAME DEFENSE RAVENS

Date/Opp.	TT	Solo	Asst.	Sacks	INT	PD	FF	FR
9/11 vs. Buf.								
9/18 @ Cle.								
9/25 @ Jax.	0	0	0	0-0	0-0	1	0	0
10/2 vs. Oak.	0	0	0	0-0	0-0	0	0	0
10/9 vs. Was.								
10/16 @ NYG	0	0	0	0-0	0-0	0	0	0
10/23 @ NYJ	3	2	1	0-0	0-0	0	1	0
11/6 vs. Pit.								
11/10 vs. Cle.								
11/20 @ Dal.	0	0	0	0-0	0-0	0	0	0
11/27 vs. Cin.								
12/4 vs. Mia.								
12/12 @ NE								
12/18 vs. Phi.								
12/25 @ Pit.								
1/1/17 @ Cin.								
Totals	3	2	1	0-0	0-0	1	1	0

DID YOU KNOW?

The Ravens have never allowed an opponent to average more than 4.0 yards per rushing attempt in a season. In 2016, Baltimore permitted a 3.7 mark (fifth in the NFL), extending its NFL record to an incredible 21-consecutive seasons.

51 KAMALEI CORREA

REGULAR SEASON

Year	Team	GP	GS	TACKLES			SACKS		INTERCEPTIONS					FUMBLES		
				TT	Solo	Asst.	No.	Yards	No.	Yards	LG	TD	PD	FF	FR	Yards
2016	Baltimore	9	1	3	2	1	0	0.0	0	0	0	0	1	1	0	--
Totals		9	1	3	2	1	0	0.0	0	0	0	0	1	1	0	0

SPECIAL TEAMS TACKLES (1): 2016 (1)

CAREER SINGLE-GAME HIGHS (REGULAR SEASON)

Total Tackles:
3 (10/23/16 at NYJ)
Solo Tackles:
2 (10/23/16 at NYJ)
Sacks:
None

INTs:
None
Passes Defensed:
1 (9/25/16 at Jax.)


Forced Fumbles:
1 (10/23/16 at NYJ)
Fumble Recoveries:
None



— CORREA'S COMMUNITY IMPACT —

- As part of the Ravens Foundation's signature project, volunteered to help renew and transform Mary Ann Winterling (Baltimore City) Elementary School, assisting with landscaping, painting and a field day for the school's children (2017)
- Supports teammates' charitable endeavors, including DB Lardarius Webb's Celebrity Softball Game (2017)
- Joined the 2016 rookie class at the Helping Up Mission in Baltimore City, visiting with and serving lunch to the residents of the homeless shelter

RAVENS FRANCHISE FIRSTS



EVENT	OPPONENT	DATE	LOCATION
First Win	Oakland Raiders	9/1/96	Memorial Stadium
First Loss	Pittsburgh Steelers	9/8/96	Three Rivers Stadium
First Reception (Vinny Testaverde to TE Brian Kinchen 27 yards - first quarter)	Oakland Raiders	9/1/96	Memorial Stadium
First Touchdown (Vinny Testaverde 9-yard run - first quarter)	Oakland Raiders	9/1/96	Memorial Stadium
First Interception (Ray Lewis - second quarter)	Oakland Raiders	9/1/96	Memorial Stadium
First Field Goal (Matt Stover, 25 yards - second quarter)	Oakland Raiders	9/1/96	Memorial Stadium

B A L T I M O R E
RAVENS

46

LONG SNAPPER
6-4 | 235



MORGAN COX

COLLEGE: TENNESSEE HS: EVANGELICAL CHRISTIAN (MEMPHIS, TN)

BORN: 4/26/86, COLLIERVILLE, TN

EXP. (NFL/RAVENS): 8/8 GP/GS (PLAYOFFS): 102/0 (6/0)



TOGETHER

— KEY TRANSACTIONS —

- Re-signed with the Ravens on 3/9/16
- Re-signed with the Ravens on 3/17/15
- Re-signed with the Ravens on 3/12/13
- Originally signed with the Ravens as a RFA on 5/6/10

— HONORS —

- Two-time Pro Bowler (2015 & 2016 as a “need” player)
- Earned the team’s Ed Block Courage Award in 2011 after returning from an ACL injury suffered in 2010

— CAREER HIGHLIGHTS —

- Played a significant role in K Justin Tucker earning Pro Bowl and All-Pro honors in 2016...Cox snapped on all of Tucker’s kicks, helping him score a single-season team-record 141 points by connecting on 38 of 39 FGs
- Cox and P Sam Koch each earned their first-career Pro Bowl invites in 2015...Cox snapped on all 74 punts
- Snaps for K Justin Tucker, the most accurate kicker in NFL history (168-187, 89.8%), and Koch, the Ravens’ record-holder in punts (862), punt yards (38,989), gross average (45.2) and net average (39.4)
- Helped Tucker become the fastest kicker in NFL history to reach 500 points (60 games) and 100 FGM (50 games)
- Helped Tucker score 140 points in 2013, the second most in Ravens’ franchise history...Tucker converted a Ravens’ single-season-record 38 FGs (since tied) in 2013, besting Matt Stover (35 in 2000)

— PERSONAL —

- March 7, 2013 was proclaimed “Morgan Cox Day” in his hometown of Collierville, TN
- Wife, Lauren, is an actress and has appeared in Baltimore-filmed TV shows “House of Cards” and “Veep”
- Morgan and Lauren have a newborn son (Daniel)

— SEASON RECAPS —

2016: (BALTIMORE RAVENS – 16/0)

- Earned his second-straight Pro Bowl nod after handling all snapping duties and helping K Justin Tucker score a franchise-record 141 points by connecting on 37 of 38 FGAs (lone miss was a block), including 10 of 10 from 50-plus yards...Helped Tucker earn his second Pro Bowl invitation and become a unanimous first-team All-Pro selection

- Also snapped for P Sam Koch, helping Koch register a 45.8 gross average and place a career-high 37 punts in the 20
- Appeared in his 100th-career game, helping K Justin Tucker connect on 2 FGM (53 and 47) and P Sam Koch post a 49.3 gross average in the 27-26 victory vs. Phi. (12/18)
- Snapped on 4 FGM from K Justin Tucker, who became the first kicker in NFL history to make 3 FGs of 50-plus yards in the first half of a game (52, 57, & 54 yards), in the 19-14 win vs. Cin. (11/27)...Snapped to P Sam Koch on the last play of the game, in which Koch helped run the clock down to 0:00 and took a safety to secure the win
- Snapped on 3 FGM (50, 49, 44) and 1 PAT from K Justin Tucker, helping extend Tucker’s streak of consecutive FGM to 25, at NYJ (10/23)...Also helped P Sam Koch record a season-high gross average (50.8) and net average (47.8)
- Snapped on 4 FGs by K Justin Tucker, including his 54-yard game-winner, in the 19-17 win at Jax. (9/25)

2015: (BALTIMORE RAVENS – 16/0)

- Earned his first-career Pro Bowl after snapping on all 74 punts, 29 PATs and 40 FGAs
- Helped P Sam Koch earn his first-career Pro Bowl invite with 46.7 gross and 42.9 net averages
- Snapped on 2 FGM and 1 PAT from K Justin Tucker, who became the fastest kicker in NFL history to reach the 500-point milestone (60 games), at Mia. (12/6)
- Helped Tucker connect on his 10th-career game-winning field goal (47 yards) in the 16-13 victory vs. STL (11/22)
- Snapped on Tucker’s game-tying (42 yards) and game-winning (52 yards) FGs in the 23-20 come-back, OT victory at Pit. (10/1)...Tucker’s 52-yarder was his eighth-career game-winner and matched a Heinz Field record long
- Snapped on 3 PATs and all 4 FGAs from Tucker, who became the fastest kicker in NFL history to reach 100 FGs made (50 games) at Oak. (9/20)

2014: (BALTIMORE RAVENS – 7/0)

- Saw action in the first seven games of the season, snapping on 21 punts, 19 PATs and 18 FGAs, before tearing his ACL in the seventh game...Placed on Injured Reserve on 10/20
- Snapped on all punts, FGAs and PATs before leaving the game with a torn ACL in the 29-7 victory vs. Atl. (10/19)
- Snapped on all punts, PATs and FGAs, including the game-winner as time expired, in the 23-21 victory at Cle. (9/21)

REGULAR SEASON

SPECIAL TEAMS TACKLES (8): 2010 (2); 2012 (2); 2013 (2), 2016 (2)

CAREER SINGLE-GAME HIGHS (REGULAR SEASON)

Total Special Teams Tackles: 1 8 times (last: 10/16/16 at NYG)

46 MORGAN COX

2013: (BALTIMORE RAVENS – 16/0)

- Snapped on all 91 punts, 41 FGAs and 26 PATs, and tied a career high with 2 special teams stops
- Snapped on a franchise-record 6 FGM, including a franchise-record 61-yard game-winner by K Justin Tucker, in the 18-16 victory at Det. (12/16)
- Snapped for all punts, PATs and FGAs, including the 46-yard game-winner in overtime vs. Cin. (11/10)

2012: (BALTIMORE RAVENS – 16/0, 4/0)

- Tied a career high with 2 special teams tackles while snapping on 83 punts, 42 PATs and 33 FGAs
- Played in all four playoff games, snapping on 16 PATs, 22 punts and 4 FGAs in the Ravens' Super Bowl XLVII title run
- Snapped on a franchise-record 7 PATs, all punts and FGAs, and the successful fake FGA that P Sam Koch ran in for a TD in the 55-20 victory vs. Oak. (11/11)

2011: (BALTIMORE RAVENS – 16/0, 2/0)

- Snapped on all 73 punts, 40 PATs and 39 FGAs
- Snapped for all punts, FGAs and PATs, including a fake that P Sam Koch ran in for a 2-point conversion, in the 35-7 victory vs. Pit. (9/11)

2010: (BALTIMORE RAVENS – 15/0)

- Snapped in 15 games and posted 2 special teams tackles before being placed on Injured Reserve (knee)
- Snapped on all 3 punts, both PATs and two FGAs after tearing his ACL in the second quarter at Cle. (12/26)
- Snapped on 6 punts and 1 FGA in his NFL debut at NYJ (9/13)

— COLLEGE —

- Played 38 games in three seasons as the Volunteers' primary snapper...Redshirted as a true freshman (2005)
- Snapped on every punt and kick for the third-straight year when he registered 3 special teams tackles as a senior... Helped K Daniel Lincoln earn consensus Freshman All-SEC and All-American honors as a sophomore
- Graduated with a degree in accounting

— HIGH SCHOOL —

- Prepped at Evangelical Christian (Memphis, TN) HS, helping guide the Eagles to a State Championship appearance as a senior and the semifinal game as a junior
- Earned All-State honorable mention and the Memphis Commercial Appeal Best of Preps Award as a senior

— COX'S COMMUNITY IMPACT —



- Joined the Ravens, United Way of Central Maryland, Verizon Wireless and EverFi to launch Character Playbook at Maree Garnett Farring Elementary/Middle School, a new digital learning initiative that teaches students necessary skills to help cultivate character and maintain healthy relationships (2016)
- Consistently supports programs benefitting the well-being of animals...Participated in the fourth annual Pawject Runway show at Royal Farms Arena benefitting BARCS Animal Shelter in Baltimore (2016), joined teammates to host a "Photos with Santa" event at the Downtown Dog Resort to benefit the Baltimore Animal Rescue and Care Shelter (2015) and was an honorary participant in the Maryland SPCA annual March for Animals (2014)
- Joined teammates in serving as celebrity shoppers at the Ravens annual Holiday Helpers events at Target to shop for holiday gifts with Baltimore youth in need (2014-15)
- Visited with patients unable to go home for the holidays at Union Memorial Hospital (2015)
- Joined teammates and Ravens alumni in serving a warm meal to 500 men at the Helping Up Mission (2015)
- Joined teammates at a Ravens "Sip and Paint" event for breast cancer survivors and those undergoing treatment (2015)
- Helped promote PLAY 60, the NFL movement for an active generation by participating in a PLAY 60 assembly at Runnymede Elementary (2015)...Hosted a Fuel Up to PLAY 60 school visit at his old elementary school in his hometown of Tennessee (2014)...Participated in a PLAY 60/Project ACES Kickoff Event at Piney Ridge Elementary School (2014)
- Consistently supports programs benefitting the military...Participated in a workout alongside members of the Wounded Warrior Project at the Under Armour Performance Center (2015), served a holiday dinner to homeless veterans at the Maryland Center for Veterans Education and Training (MCVET) facility (2014), and joined teammates at BWI Thurgood Marshall Airport to distribute shirts, sign autographs and welcome home troops who had been serving overseas (2013)
- Represented the team, alongside Ravens president Dick Cass, at the Opening Ceremony for the City Spring Community Athletic Complex (2014)
- Participated in the Ravens Foundation Habitat for Humanity home build in Washington Village (2013)
- Consistently supports team and teammates' charitable endeavors, including the Goodwill Gridiron Halloween party to benefit Goodwill Industries of the Chesapeake, the Ravens annual Hometown Huddle TEAM Challenge, the Ravens annual GamePlanEarth initiatives, Steve Smith Sr.'s Charity Fashion Show, Benjamin Watson's Big BENefit Holiday Shopping Event and Lardarius Webb's Charity Softball Game

94

DEFENSIVE TACKLE
6-5 | 321



CARL DAVIS

COLLEGE: IOWA HS: STEVENSON (STERLING HEIGHTS, MI)
BORN: 3/2/92, DETROIT, MI
EXP. (NFL/RAVENS): 3/3 GP/GS (PLAYOFFS): 13/3 (0/0)



TOGETHER

— KEY TRANSACTIONS —

- Placed on Injured Reserve (ankle) on 9/5/16
- Selected by the Ravens in the third round (90th overall) of the 2015 NFL Draft

— CAREER HIGHLIGHTS —

- As a rookie in 2015, registered 11 tackles (4 solo) and 2 PD for the NFL's eighth-ranked defense (337.4 ypg), which finished No. 2 overall (291.1 ypg) and No. 1 vs. the pass (183.3 ypg) over the season's final eight games
- Notched 1 solo tackle and 1 PD in his first-career NFL start vs. Cin. (9/27/15)
- Established career highs in tackles (3) and solo stops (2) in his NFL debut at Den. (9/13/15)

— PERSONAL —

- In the process of officially trademarking the term "TRENCHWORK," a mindset he embodies daily
- Was an accomplished drummer in his church band while growing up

— SEASON RECAPS —

2016: (BALTIMORE RAVENS – 0/0)

- Spent the entire 2016 season on Injured Reserve (ankle) after getting hurt in the Ravens' fourth preseason game

2015: (BALTIMORE RAVENS – 13/3)

- Registered 11 tackles (4 solo) and 2 PD for the NFL's eighth-ranked defense (337.4 ypg), which finished No. 2 overall (291.1 ypg) over the season's final eight games
- Tallied 1 stop for a defense that held the Jaguars to 258 total net yards vs. Jax. (11/15)
- Started and registered 1 tackle, helping limit the Browns to just 83 rushing yards vs. Cle. (10/11)
- Started and had 1 tackle for a defense that held the Steelers to 263 total yards in the 23-20 OT win at Pit. (10/1)
- Posted 1 solo stop and 1 PD in his first-career NFL start vs. Cin. (9/27)...Helped limit the Bengals to 86 rushing yards
- Made his NFL debut, posting a career-high 3 stops (2 solo) and 1 PD for a defense that did not allow a TD at Den. (9/13)

— COLLEGE —

- Competed in 43 games (26 starts) during his four-year Iowa career (2011-14), totaling 94 tackles (31 solo), 3.5 sacks (-18 yards), 14.5 TFL (-44 yards), 2 FRs and 1 PD...Was a two-time second-team All-Big Ten honoree for the Hawkeyes
- Named second-team All-Big Ten by league coaches, media and *College Sports Madness* after posting 36 tackles, including a career-high 14 solo, 2 sacks (-8 yards), 9 TFL (-27 yards), 1 FR and 1 blocked FG as a senior in 2014... Named to the team's Leadership Group
- Majored in leisure studies at Iowa

— HIGH SCHOOL —

- Prepped at Stevenson (Sterling Heights, MI) HS, where he lettered in football, basketball and track and field
- Earned first-team All-Conference and first-team All-State (*Detroit Free Press*, *Detroit News* and *Macomb Daily*) honors as a senior in 2009 after recording 58 tackles, 6 sacks, 1 INT and 2 blocked FGs
- Helped guide the team to a 2009 State Championship appearance after a 13-1 season

2016

GAME-BY-GAME DEFENSE

RAVENS

Date/Opp.	TT	Solo	Asst.	Sacks	INT	PD	FF	FR
9/11 vs. Buf.								
9/18 @ Cle.								
9/25 @ Jax.								
10/2 vs. Oak.								
10/9 vs. Was.								
10/16 @ NYG								
10/23 @ NYJ								
11/6 vs. Pit.								
11/10 vs. Cle								
11/20 @ Dal.								
11/27 vs. Cin.								
12/4 vs. Mia.								
12/12 @ NE								
12/18 vs. Phi.								
12/25 @ Pit.								
1/1/17 @ Cin.								
Totals	0	0	0	0-0	0-0	0	0	0

94 CARL DAVIS

REGULAR SEASON

Year	Team	GP	GS	TACKLES			SACKS		INTERCEPTIONS				FUMBLES			
				TT	Solo	Asst.	No.	Yards	No.	Yards	LG	TD	PD	FF	FR	Yards
2015	Baltimore	13	3	11	4	7	0.0	0.0	0	0	0	0	2	0	0	0
2016	Baltimore	0	0	INJURED RESERVE - ANKLE			--	--	--	--	--	--	--	--	--	--
Totals		13	3	11	4	7	0.0	0.0	0	0	0	0	2	0	0	0

CAREER SINGLE-GAME HIGHS (REGULAR SEASON)

Total Tackles:
3 (9/13/15 at Den.)
Solo Tackles:
2 (9/13/15 at Den.)
Sacks:
None

INTs:
None
Passes Defensed:
1 2 times (last: 9/27/15 vs. Cin.)

Forced Fumbles:
None
Fumble Recoveries:
None



— DAVIS' COMMUNITY IMPACT —

- In 2017, launched the Trenchwork Foundation with a goal to rejuvenate some of the country's underserved areas, including Baltimore and his hometown of Detroit, into thriving communities full of opportunity
- As part of the Ravens Foundation's annual signature project, volunteered to help renew and transform Mary Ann Winterling (Baltimore City) Elementary School, assisting with landscaping, painting and a field day for the school's children (2017)
- Participated in the fourth annual Pawject Runway show at Royal Farms Arena, benefitting BARCS Animal Shelter in Baltimore (2016)...Involved with Show Your Soft Side, a campaign developed to combat the alarming incidence of animal abuse in Baltimore
- Alongside Giant Food, helped distribute 150 holiday food baskets to families in need at the Harry & Jeanette Weinberg Family Center YMCA (2015)
- Helped promote PLAY 60, the NFL movement for an active generation, by joining teammates for a PLAY 60 Challenge Kickoff assembly at Gen. John Stricker Middle School (2015) and participated in the Ravens' annual Hispanic Heritage Month football clinic to teach predominantly Hispanic children the fundamentals of football (2015)
- Consistently supports teammates' charitable endeavors, including Lardarius Webb's Celebrity Softball Game, Terrance West's Celebrity Bowling Night and former teammate Steve Smith Sr.'s Charity Fashion Show (2016)

RAVENS ROOST UNSUNG HERO AWARD

The Ravens Roost Unsung Hero Award is presented annually to the Ravens player who best demonstrates outstanding performance on the field, but does not receive recognition for his accomplishments. The award, voted by the presidents of the individual Ravens Roosts, is presented at the Roosts' Bull and Oyster Roast each February.



RAVENS ROOST UNSUNG HERO AWARD WINNERS

1996	RB Earnest Byner	2008	C Jason Brown
1997	S Stevon Moore	2009	C Matt Birk
1998	OL Jeff Blackshear	2010	K Billy Cundiff
1999	DT Larry Webster	2011	G Marshal Yanda
2000	S Kim Herring	2012	K Justin Tucker
2001	LB Jamie Sharper	2013	WR Marlon Brown
2002	DT Kelly Gregg	2014	RB Justin Forsett
2003	LB Ed Hartwell	2015	P Sam Koch
2004	C/G Casey Rabach	2016	K Justin Tucker
2005	LB Adalius Thomas		
2006	DB Corey Ivy		
2007	NT Kelly Gregg		

30

RUNNING BACK
5-10 | 223



KENNETH DIXON

COLLEGE: LOUISIANA TECH **HS:** STRONG (AR)
BORN: 1/21/94, EL DORADO, AR
EXP. (NFL/RAVENS): 2/2 **GP/GS (PLAYOFFS):** 12/0 (0/0)



TOGETHER

— KEY TRANSACTIONS —

- Kenneth Dixon was selected by the Ravens in the fourth round (134th overall) of the 2016 NFL Draft...Dixon was the fifth player selected by Baltimore in the fourth round

— CAREER HIGHLIGHTS —

- As a rookie in 2016, recorded 382 rushing yards and 2 TDs on 88 carries and totaled 30 receptions for 162 yards
- Tallied a career-high 57 rushing yards on 12 carries at Pit. (12/25)
- Posted 81 yards from scrimmage (42 receiving, 39 rushing) and scored his first-career receiving TD at NE (12/12/16)
- Recorded his first-career rushing TD on a 16-yard score in a 27-26 victory vs. Phi. (12/18)

— PERSONAL —

- From the small town of Strong, AR, which as of 2014, had a population of 535 people
- Was a general studies major at Louisiana Tech
- Has a daughter (Kyleigh, 2)
- Attended Strong (AR) HS, where he was named Arkansas' "Mr. Football" as a senior in 2011

— SEASON RECAPS —

2016: (BALTIMORE RAVENS – 12/0)

- Posted 382 rushing yards and 2 TDs on 88 carries (4.3 avg.) and 162 receiving yards and 1 TD on 30 receptions (5.4 avg.)...Dixon played in the final 12 games after missing the first four contests with a knee injury
- Carried the ball 10 times for 44 yards and 1 TD at Cin. (1/1/17)
- Produced a career-best 57 rushing yards on 12 carries (4.8 avg.) at Pit. (12/25)
- Tallied his first-career rushing TD on a 16-yard score, finishing with 36 ground yards on 9 carries (4.0 avg.) in the 27-26 victory vs. Phi. (12/18)
- Gained 39 yards on 11 carries and registered a career-high 8 receptions for 42 yards and 1 TD at NE (12/12)

- Recorded 56 yards on 6 carries (9.3 avg.) in the 38-6 win vs. Mia. (12/4)
- Gained 80 yards from scrimmage, rushing for 49 yards on 13 carries and posting 5 receptions for 31 yards in the 19-14 victory vs. Cin. (11/27)

— COLLEGE —

- Played in 47 games (38 starts) at Louisiana Tech, where he recorded a school-record 4,480 rushing yards and 72 TDs on 801 carries...Also posted 88 receptions for 972 yards and 15 TDs
- Finished his career with 87 total TDs, the second most in NCAA history behind only Keenan Reynolds (Navy - 88), who was drafted by the Ravens in the sixth round in 2016
- Tied for the NCAA record of games played with a TD (38)... His 72 rushing TDs rank fourth most in NCAA history
- Named first-team All-Conference USA in 2015 and was a three-time first-team All-Louisiana member (2012, 2014, 2015)

— HIGH SCHOOL —

- Prepped at Strong (AR) HS, where he lettered in both football and basketball and was named Arkansas' "Mr. Football" in 2011
- Rushed for a state single-season record 3,153 yards and 39 TDs en route to the school's state title run in 2011
- Also participated in track and field and helped lead his basketball team to a district championship as a junior

2016

GAME-BY-GAME OFFENSE										
RAVENS		RUSHING					RECEIVING			
Date/Opp.	No.	Yds.	Avg.	LG	TD	No.	Yds.	Avg.	LG	TD
9/11 vs. Buf.						--	--	--	--	--
9/18 @ Cle.						--	--	--	--	--
9/25 @ Jax.						--	--	--	--	--
10/2 vs. Oak.						--	--	--	--	--
10/9 vs. Was.	3	-1	-0.3	1	0	1	6	6.0	6	0
10/16 @ NYG	2	11	5.5	7	0	1	1	1.0	1	0
10/23 @ NYJ	1	0	0.0	0	0	1	-1	-1.0	-1	0
11/6 vs. Pit.	9	13	1.4	6	0	2	0	0.0	4	0
11/10 vs. Cle.	6	38	6.3	11	0	5	42	8.4	16	0
11/20 @ Dal.	6	40	6.7	20	0	0	0	0.0	0	0
11/27 vs. Cin.	13	49	3.8	15	0	4	31	7.8	16	0
12/4 vs. Mia.	6	56	9.3	17	0	4	21	5.3	11	0
12/12 @ NE	11	39	3.5	9	0	8	42	5.3	15	1
12/18 vs. Phi.	9	36	4.0	16t	1	0	0	0.0	0	0
12/25 @ Pit.	12	57	4.8	17	0	1	1	1.0	1	0
1/1/17 @ Cin.	10	44	4.4	12	1	3	19	6.3	12	0
Totals	88	382	4.3	20	2	30	162	5.4	16	1

— DIXON'S COMMUNITY IMPACT —

- Joined the 2016 rookie class at the Helping Up Mission in Baltimore City, visiting with and serving lunch to the residents of the homeless shelter
- As part of the Ravens Foundation's signature project, volunteered to help renew and transform Mary Ann Winterling (Baltimore City) Elementary School, assisting with landscaping, painting and a field day for the school's children (2017)



30 KENNETH DIXON

REGULAR SEASON

Year	Team	GP	GS	RUSHING					RECEIVING				
				No.	Yards	Avg.	LG	TD	No.	Yards	Avg.	LG	TD
2016	Baltimore	12	0	88	382	*4.3	20	2	30	162	5.4	16	1
Totals		12	0	88	382	4.3	20	2	30	162	5.4	16	1

*LED TEAM

CAREER SINGLE-GAME HIGHS (REGULAR SEASON)

RUSHING

Carries:
13 (11/27/16 vs. Cin.)
Yardage:
57 (12/25/16 at Pit.)

Long Gain:
20 (11/20/16 at Dal.)
Touchdowns:
1 2 times (1/1/17 at Cin.)

RECEIVING

Receptions:
8 (12/12/16 at NE)
Yardage:
42 2 times (last: 12/12/16 at NE)

Long Gain:
16 2 times (last: 11/27/16 vs. Cin.)
Touchdowns:
1 (12/12/16 at NE)

BEHIND ENEMY LINES

The Ravens are 10-6 on the road in all-time postseason play, posting the best road winning percentage (.625) since the 1970 merger. (Baltimore is 7-5 on the road during the John Harbaugh Era, which began in 2008.)

NFL POSTSEASON WINNING PCT. / ROAD GAMES (Since 1970 Merger)

Rk.	Team	Record	Pct.
1.	Baltimore Ravens	10-6	.625
2.	Carolina Panthers	4-3	.571
3.	New York Giants	8-7	.533
4.	San Diego Chargers	5-6	.455
5.	Pittsburgh Steelers	9-12	.429

Road Wins Quick Hit:

- Baltimore owns the NFL's most road playoff victories (10) since the 1970 merger. In all-time pro football history (prior to 1970), Baltimore ranks second to Green Bay (12, since 1919) for the most road playoff victories ever.

BEST POSTSEASON MARK

The Ravens own the best playoff winning percentage (.652) in NFL history, compiling a 15-8 mark.

PLAYOFF WINNING PERCENTAGE (Since 1970 Merger)

Rk.	Team	Record	Pct.
1.	Baltimore Ravens**	15-8	.652
2.	New England Patriots*****	31-18	.633
3.	New York Giants****	20-12	.625
4.	San Francisco 49ers*****	30-19	.612
5.	Pittsburgh Steelers*****	36-23	.610

* Indicates number of Super Bowl titles



DID YOU KNOW?



- Under head coach John Harbaugh (since 2008), the Ravens have produced a 44-8 record when rushing for at least 125 yards in a game.
- Baltimore is 26-5 when rushing for at least 150 yards during the Harbaugh Era, which the team did (151) in 2016's Week 15 win vs. Philadelphia.
- Included in that output was a 16-yard touchdown carry by RB Kenneth Dixon (left), who rushed nine times for 36 yards in the victory over the Eagles.

BALTIMORE
RAVENS

5

QUARTERBACK
6-6 | 245

JOE FLACCO

COLLEGE: DELAWARE HS: AUDUBON (NJ)

BORN: 1/16/85, VOORHEES, NJ

EXP. (NFL/RAVENS): 10/10 GP/GS (PLAYOFFS): 138/138 (15/15)



TOGETHER

— KEY TRANSACTIONS —

- Signed a contract extension with the Ravens on 3/2/16
- Placed on Injured Reserve (knee) on 11/24/15
- Re-signed with the Ravens on 3/4/13
- Originally selected by the Ravens in the first round (18th overall) of the 2008 NFL Draft, becoming the second NCAA Division I FCS (formerly I-AA) QB ever selected in the first round...Steve McNair was the third-overall pick by Houston in 1995 out of Alcorn State

— HONORS —

- Super Bowl XLVII MVP (2012)
- Diet Pepsi Rookie of the Year (*NFL.com* fan vote) in 2008
- NFL Offensive Rookie of the Month (November, 2008)
- *USA Today's* All-Joe Team (players critical to their team but don't receive Pro Bowl nods) in 2009 and 2012
- AFC Offensive Player of the Week (Week 6, 2014; Week 1, 2012; Week 9, 2008)
- AFC Rookie of the Week (Week 17, 2008)
- FedEx Air NFL Player of the Week (Week 13, 2016; Week 17, 2014; Week 6, 2014; Week 10, 2012; Week 3, 2012; Week 3, 2011)
- GMC "Never Say Never" Moment of the Week (Week 14, 2013; Week 9, 2011)

— CAREER HIGHLIGHTS —

- Leading Baltimore to the Super Bowl XLVII title in 2012, Flacco became the second QB in NFL postseason history (Joe Montana - 1989) to throw 11 TDs and 0 INTs
- His 93 total wins (including playoffs) rank third among active starting QBs since he entered the NFL in 2008
- Flacco's 72 regular season wins from 2008-14 are the most by a starting QB in the first *seven* seasons of a career in NFL history...His 75 wins through *eight* seasons (2008-15) stand as the fifth most...Flacco's 83 wins through *nine* seasons (2008-16) tie (Jim Kelly) for fifth most
- Flacco's 10 playoff wins are the second most among NFL QBs since he entered the NFL in 2008 (Tom Brady has 11)
- Flacco's seven-career postseason road wins rank as the most by a QB in NFL history
- Flacco is the first starting QB in NFL history (since 1970 merger) to win a playoff game in each of his first five seasons (2008-12)...Russell Wilson is the second (2012-16)
- In 2016, threw for a single-season team-record 4,317 yards
- Is the Ravens' all-time leading passer in yards (32,639), TD passes (182), completions (2,915) and attempts (4,742)

- Owns a franchise record for 300-yard passing games (30)
- Flacco's 137-consecutive starts (including playoffs) ranked as the most to begin a career by a QB in NFL history...Streak was snapped on 11/30/15 after he suffered a season-ending knee injury the previous week
- Flacco has 26 career game-winning drives (24 regular season and 2 playoff) in the fourth quarter or overtime
- Became the fastest QB in NFL history to throw 5 TDs (16:03 into the game) in the 48-17 win at TB (10/12/14)... Finished the game 21-of-28 for 306 yards, 5 TDs (tying a team record) and 0 INTs to post a club-record 149.7 rating
- Flacco has thrown at least 2 TD passes in eight-straight playoff games, marking the longest streak in NFL postseason history
- Flacco has 25-career postseason TD passes, tied (Ben Roethlisberger) for 10th most in NFL playoff history... Among active QBs, Flacco's 25 playoff TD passes tie (Ben Roethlisberger) for third most
- Flacco's streak of 197 passes without throwing an INT in the postseason (from 1/22/12 to 1/10/15) is the second longest in NFL playoff history (Drew Brees, 226)
- In the Ravens' last 10 playoff games (since the 2010 season), Flacco is 196-of-327 for 2,563 yards, 24 TDs and 4 INTs (104.1 rating)...The Ravens are 7-3 in these postseason contests
- In Baltimore's last six playoff games (5-1 record), Flacco has thrown 17 TDs and 2 INTs...Completing 119 of 200 passes for 1,691 yards, he owns a stellar 111.1 QB rating
- Became the NFL's first rookie QB to win two playoff games in the 2008 Divisional Playoff win at Ten. (1/10/09)
- The tandem of John Harbaugh and Flacco, which in 2008 set the NFL record for most wins ever (13, including playoffs) by a rookie head coach starting a rookie QB, also own the league mark for earning the playoffs in their first five seasons (2008-12)

— PERSONAL —

- Married his high school sweetheart, Dana, in 2011, and the couple has three sons – Stephen (5), Daniel (4) and Francis (3) and a daughter, Evelyn (1)
- Father, Stephen, played football and baseball at the University of Pennsylvania (1979-83)
- Brother, Mike, was drafted by the Baltimore Orioles in the 31st round of the 2009 MLB Draft and was a practice squad tight end for San Diego and Jacksonville
- Another brother, John, played football at Stanford, while another (Tom) is a quarterback at Western Michigan

5 JOE FLACCO

— SEASON RECAPS —

2016: (BALTIMORE RAVENS – 16/16)

- Set career highs in attempts (672), completions (436) and completion percentage (64.9), throwing for a single-season franchise-record 4,317 yards...Flacco also recorded four 300-yard passing games and threw for 20 TDs, including a career-long (and franchise record) 95-yarder to WR Mike Wallace vs. Pit. (11/6)
- Completed 30 of 44 passes (68.2 %) for 262 yards and 1 TD at Pit. (12/25), reaching the 4,000-yard single-season passing milestone for the first time in his career
- Recorded a franchise-record 37 completions on 52 attempts (71.2%), finishing with 324 passing yards and 2 TDs at NE (12/12)...Flacco broke the previous franchise record for completions (36), which he set the week prior vs. Mia. (12/4)
- Earned FedEx Air Player of the Week after completing 36 passes on 47 attempts for 381 yards and 4 TDs in a 38-6 win vs. Mia. (12/4)...Flacco's season-high 381 passing yards stand as the fifth most of his career, while his 4 TDs tie for the third most in Ravens single-game history
- Completed 73.2 percent of his passes (30 of 41) for 296 yards and posted a 97.2 QB rating, producing all 3 of his TD passes in the second half in the 28-7 win vs. Cle. (11/10)
- Threw a career-long 95-yard TD pass to WR Mike Wallace, – the longest offensive play in Ravens history – in the 21-14 victory vs. Pit. (11/6)
- Surpassed 30,000 career passing yards, completing 25 of 44 attempts for 248 yards and 2 INTs at NYJ (10/23)...Prior to his first pick of the game, Flacco set a franchise-record by attempting 176-consecutive passes without an INT
- Finished 32-of-52 passing for 298 yards and 1 TD vs. Oak. (10/2)...Also rushed for a 1-yard TD on fourth-and-goal, marking his 15th-career rushing score
- Strung together a franchise-record 21-consecutive completions, going 29-of-40 overall for 214 yards and 2 INTs in the 19-17 win at Jax. (9/25)...Flacco also ran for a 7-yard TD...His 21-consecutive completions were 1 shy of an NFL single-game record
- Connected on 25 of 45 passes for 302 yards and 2 TDs for an offense that scored 23 unanswered points in a 25-20, come-from-behind win at Cle. (9/18)...The 20-point turnaround marked the second-largest comeback in Ravens history
- Completed 22 of 33 attempts for 258 passing yards, including a 66-yard TD strike to Mike Wallace, in the 13-7 season-opening victory vs. Buf. (9/11)

2015: (BALTIMORE RAVENS – 10/10)

- Led the Ravens on three game-winning drives (fourth quarter or OT), throwing for 2,791 yards and 14 TDs on 266-of-413 passing, before sustaining a season-ending knee injury in his 122nd-consecutive regular season start (fifth-longest streak in NFL history)

- Helped lead the league's No. 8 passing attack (266.9 ypg), which gained a single-season franchise-record 4,271 net passing yards...Baltimore also posted the second-most net yards (5,749) in team history
- Sustained a season-ending knee injury (but still finished the game) while engineering his 24th-career GW drive (K Justin Tucker 47-yard FG) in the 16-13 victory vs. STL (11/22)...Was 27-of-44 for 299 yards and 1 TD
- Threw for 316 yards and 3 TDs on 34-of-45 passing, his 26th-career 300-yard contest and 14th with at least 3 passing TDs, vs. Jax. (11/15)
- Completed 25 of 37 attempts for 319 yards, 1 TD and a 103.3 rating in the 29-26 victory vs. SD (11/1)...Also rushed for a 1-yard TD
- Was 33-of-53 passing for 343 yards and 2 TDs, leading an offense that produced 420 net yards (a franchise-first fifth-consecutive 350-yard effort), at SF (10/18)
- Posted 2 rushing and 1 passing TD, leading an offense that scored 4 TDs in five red zone trips vs. Cle. (10/11)
- Finished 20-of-33 passing for 189 yards and 1 TD in the 23-20 come-from-behind, OT victory at Pit. (10/1)
- Directed an offense that gained the sixth-most net yards (493) in franchise history at Oak. (9/20)...Threw for 384 yards, the fourth-best mark in team history

2014: (BALTIMORE RAVENS – 16/16, 2/2)

- Started all 16 games for the seventh-consecutive season and established career highs in passing yards (3,986 - since broken in 2016) and TD passes (27)...Completed 62.1% of his passes (344 of 554) for a 91.0 passer rating
- Led an offense that established franchise single-season records in yards (5,838) and points scored (409), which ranked eighth in the NFL
- Helped lead the Ravens to the playoffs for the sixth time in seven seasons, becoming the first QB in NFL history to reach the playoffs in six of his first seven years
- Started both postseason contests, completing 46 of 74 passes (62.2%) for 551 yards, 6 TDs and 2 INTs for a 100.7 QB rating for an offense that produced 727 yards and 61 points in two playoff games
- Started his 15th playoff game (most by a QB in NFL history over his first seven seasons) and completed 28 of 45 passes (62.2%) for 292 yards and a single-game postseason franchise-record 4 TD passes in the Divisional Playoff game at NE (1/10/15)
- Started and completed 18 of 29 passes (62.1%) for 259 yards, 2 TDs and 0 INTs (114.0 QB rating) in the 30-17 victory in the Wild Card game at Pit. (1/3/15)...Led the Ravens on four scoring drives in the second half against the Steelers
- Completed 22 of 36 passes for 312 yards, 2 TDs and 0 INTs for a 107.6 QB rating in the 20-10 victory in the season finale

5 JOE FLACCO

- vs. Cle. (12/28)...Went 8-of-9 for 161 yards and 2 TDs for a perfect 158.3 QB rating in the fourth quarter, leading the Ravens on three scoring drives and 17 unanswered points
- Surpassed the 25,000-yard career passing mark, completing 20 of 30 attempts for 221 yards and 1 TD (99.4 rating) in the victory vs. Jax. (12/14).
- Earned AFC Offensive Player of the Week honors after throwing a franchise-record-tying 5 TDs, becoming the fastest player in NFL history (since 1970 merger) to toss 5 TDs (16:03 into the game) in the 48-17 victory TB (10/12)... Finished the game 21-of-28 (75%) for 306 yards, 5 TDs and 0 INTs for a franchise-record 149.7 QB rating...Ravens gained 475 yards and scored 6 TDs against the Buccaneers...The 48 points scored are the most in Ravens road-game history
- Started his 100th-consecutive regular season game and completed 71% of his passes (22 of 31) for 327 yards, 3 TDs and 0 INTs for a then-franchise-record 137.4 QB rating in the 38-10 victory vs. Car. (9/28)
- Completed 19 of 31 passing attempts (61.3%) for 217 yards, 1 TD and 1 INT in the 23-21 victory at Cle. (9/21)...Flacco led the Ravens on a 37-yard game-winning drive late in the fourth quarter that was capped by K Justin Tucker's 32-yard FG as time expired...It marked Flacco's 20th (including playoffs) game-winning drive in the fourth quarter or overtime
- Started and recorded career highs in completions (35) and passing attempts (62 - tied) for 345 yards, 1 TD (a career-long 80-yarder to WR Steve Smith Sr.) and 1 INT in the season opener vs. Cin. (9/7)

2013: (BALTIMORE RAVENS – 16/16)

- Set career highs in attempts (614) and completions (362), throwing for 3,912 yards (third-highest single-season total in his career) while becoming the first player in franchise history to throw for 20,000 yards...Also carried the ball 27 times for 131 yards and 1 TD
- Recorded his 19th-career game-winning drive in the fourth quarter or overtime that ended with K Justin Tucker's franchise-record 61-yard game-winning FG in the 18-16 victory at Det. (12/16)
- Produced his 18th-career game-winning drive in the fourth quarter or overtime, hitting WR Marlon Brown for a 9-yard TD with :04 remaining (earning the GMC "Never Say Never" Moment of the Week), capping off a crazy final 2:01 (5 TDs were scored in the 29-26 win) vs. Min. (12/8)...Finished the game, played in a driving snowstorm, 28-of-50 for 245 yards and 3 TDs
- Crossed the 20,000-yard career passing mark, completing 17 of 31 passes for 162 yards and 1 TD at Chi. (11/17)
- Started his 100th-career NFL game (including playoffs) and completed 70.6% of his passes (24 of 34) for 215 yards, 1 TD and 0 INTs at Pit. (10/20)

- Was 25-of-50 for 347 yards, including a then-career-long-tying 74-yarder (WR Torrey Smith) and 2 TDs at Buf. (9/29)
- Completed 22 of 33 passes (66.7%) for 211 yards, 1 TD and 0 INTs in the 14-6 victory vs. Cle. (9/15)...Flacco's second child (son, Daniel) was born two hours before kickoff
- Set career highs in passing attempts (62) and completions (34), while throwing for 362 yards and 2 TDs at Den. (9/5)



2012: (BALTIMORE RAVENS – 16/16, 4/4)

- Led the Ravens to their second World Championship after a second-straight AFC North division title...Named Super Bowl XLVII MVP and earned *USA Today's* All-Joe Team honors (players who are critical to their team, but don't receive Pro Bowl nods) after posting then-career highs in passing yards (3,817) and completions (317), while throwing 22 TD passes
- Ravens scored the second-most points (398) in franchise history and posted the third-most total yards (5,640) in team history...Ravens also set a team record for fewest turnovers in a single season (16)
- In four playoff games, Flacco completed 73 of 126 passes for 1,140 yards, 11 TDs and 0 INTs for a 117.2 QB rating... Became just the second QB in NFL postseason history (Joe Montana - 1989) to throw 11 TDs and 0 INTs...Helped the Ravens' offense average 410.3 yards and 31 points per game during the playoffs
- Earned game MVP honors after completing 66.7% of his passes (22 of 33) for 287 yards, 3 TDs and 0 INTs in the 34-31 victory in Super Bowl XLVII vs. SF (2/3/13)...Led the Ravens on 3 TD drives and converted 56% of the team's third downs (9 of 16) against the 49ers...Flacco tied Tom Brady for the most playoff wins (9) by a QB in his first five seasons
- Completed 21 of 36 passes for 240 yards, 3 TDs and 0 INTs for a 106.3 QB rating in the 28-13 victory in the AFC Championship at NE (1/20/13)
- Established then-single-game franchise postseason records in passing yards (331) and passing TDs (3) for a

5 JOE FLACCO

- 116.2 QB rating in the 38-35 double-overtime win in the Divisional game at Den. (1/12/13)...Led the Ravens on 3 scoring drives of at least 50 yards (94, 58 and 77)...His fourth-quarter 70-yard game-tying TD pass to WR Jacoby Jones also marked a postseason franchise record
 - Posted a franchise postseason-record 125.6 QB rating (12-of-23 for 282 yards, 2 TDs and 0 INTs) in the Wild Card vs. Ind. (1/6/13)...Averaged 23.5 yards per completion, with 7 of his completions gaining at least 20 yards
 - In clinching the AFC North Division title, Flacco completed 69.4% of his passes (25 of 36) for 309 yards, 2 TDs and 0 INTs for a 114.2 QB rating in the 33-14 victory vs. NYG (12/23)...The Ravens' offense posted a season-high 533 yards (224 rushing and 309 passing), the third-highest output in team history...Flacco tied a franchise record (Vinny Testaverde, 1996) with his fifth 300-yard passing game of the season
 - Threw his 100th-career TD pass, completing 20 of 40 passes for 254 yards, including 2 TDs, vs. Den. (12/16)
 - Completed 30 of 51 passes for 355 yards, 1 TD and 0 INTs in the 16-13 OT victory at SD (11/25)...Flacco led the Ravens to 13 unanswered points in the fourth quarter and OT for the victory, including a 29-yard pass to RB Ray Rice, converting a fourth-and-29 that led to a game-tying FG six plays later...Led a 12-play, 69-yard drive in OT, which culminated with K Justin Tucker's game-winning 38-yard FG with 1:07 remaining in the extra period
 - Earned FedEx Air Player of the Week honors after leading the Ravens to a franchise-record 55 points, completing 21 of 33 passes (63.6%) for 341 yards and 3 TDs vs. Oak. (11/11)...Also scored on a 1-yard run
 - Was 28-of-46 for 356 yards, while crossing the 15,000-yard mark, with 1 TD Cle. (9/27)
 - Completed 28 of 39 passes for 382 yards (fourth-highest total of his career and fifth most in team history) and 3 TDs vs. NE (9/23)...Led the Ravens to 503 total yards (fourth most in franchise history) and four scoring drives of at least 80 yards...With his 382 yards, Flacco became the Ravens' all-time leader in 300-yard passing games
- 2011: (BALTIMORE RAVENS – 16/16, 2/2)**
- Led the Ravens to the AFC North Division title and AFC title game, going 312-of-542 for 3,610 yards, 20 TDs and 12 INTs
 - Completed 36 of 63 passes for 482 yards, 4 TDs and just 1 INT for a 96.1 QB rating in two playoff games
 - Completed 22 of 36 passes for a then-postseason franchise-record 306 yards, 2 TDs and 1 INT for an offense that produced a then-playoff franchise-record 398 yards in the AFC Championship at NE (1/22/12)
 - Completed 14 of 27 passes for 176 yards, 2 TDs and 0 INTs, posting a 97.1 QB rating, in the 20-13 win in the Divisional Playoff vs. Hou. (1/15/12)...Became the first QB in NFL history (since the 1970 merger) to start a playoff game in each of his first four seasons and to win a playoff contest each year
 - Completed a season-high 74.2% of his passes (23 of 31) for 227 yards and 2 TDs in the 24-10 victory vs. Ind. (12/11)
 - Led the team on a 13-play, 92-yard game-winning drive, throwing a 26-yard TD pass to WR Torrey Smith with 8 seconds remaining in the 23-20 win at Pit. (11/6)...Finished 28-of-47 for 300 yards, 1 TD and 0 INTs...Became the second Ravens QB ever (Vinny Testaverde in 1996) to post back-to-back 300-yard passing games...Baltimore's game-winning drive earned Flacco the GMC "Never Say Never" Moment of the Week, voted by fans on *NFL.com*
 - Established then-career highs in completions (31) and attempts (51) for 336 yards in the 30-27 victory vs. Ari. (10/30)...Flacco led the Ravens on 4 scoring drives in 7 second-half possessions, leading the Ravens back from a 21-point deficit, the biggest comeback in franchise history
 - Earned FedEx Air NFL Player of the Week honors after he threw for a career-high 389 yards and 3 TDs, leading the Ravens to a franchise-record 553 total yards in the 37-7 victory at STL (9/25)...Flacco also tossed a then-career-long 74-yard TD to WR Torrey Smith (his first-career catch)
 - Completed 17 of 29 passes for 224 yards, 3 TDs and 0 INTs for a 117.6 QB rating in the 35-7 victory vs. Pit. (9/11)...Led the Ravens on 6 scoring drives (4 TDs and 2 FGs)
- 2010: (BALTIMORE RAVENS – 16/16, 2/2)**
- Completed 62.6% of his passes (306 of 489) for 3,622 yards, 25 TDs (second-highest total of his career), while setting a career high with a 93.6 QB rating...Became the Ravens' all-time leader in every major passing category in 2010
 - Started both postseason games and completed 64.1% of his passes (41 of 64) for 390 yards, 3 TDs and 1 INT for a 90.0 QB rating
 - Became the first player in Ravens history to throw for 10,000 yards in a career, completing 63.2% of his passes for 102 yards and 2 TDs at Cle. (12/26)...Became the sixth player in NFL history to throw for 10,000 yards in his first three seasons
 - Passed Vinny Testaverde for the most TD passes in franchise history when he threw his 52nd-career TD pass vs. TB (11/28)...Completed 25 of 35 passes (71.4%) for 289 yards and 2 TDs, recording a 103.2 QB rating, his fifth 100-plus rating in his last six games (posted a 99.5 rating against Atlanta)
 - Passed QB Kyle Boller (746) for the most pass completions in franchise history when he was 22-of-34 for 215 yards, with 3 TDs and 1 INT at Atl. (11/11)
 - Completed 77.1% of his passes (27 of 35) for 285 yards, 2 TDs and a 119.3 QB rating at NE (10/17)...With 285 yards, he became the Ravens' all-time leading passer (7,985 yards in 38 career games), surpassing QB Kyle Boller (7,846)
 - Led the Ravens to a comeback win, throwing a TD pass to WR T.J. Houshmandzadeh with 32 seconds remaining

5 JOE FLACCO

in the 17-14 victory at Pit. (10/3)...Completed 64.9% of his passes for 256 yards, 1 TD and 1 INT

his first-career rushing TD on a career-long 38-yard run (longest in NFL history by a QB making his debut)

2009: (BALTIMORE RAVENS – 16/16, 4/4)

- Became the fourth starting QB since the 1970 AFL-NFL merger to reach the playoffs in his first two NFL seasons (Ben Roethlisberger, Bernie Kosar and Dan Marino)
- Named to *USA Today's* All-Joe Team (players who are critical to their team, but don't receive Pro Bowl nods) by completing 315 of 499 passes (63.1%) for 3,613 yards and a 88.9 QB rating
- Posted then-career highs in TDs (4) and QB rating (135.6), completing 72.4% of his passes (21 of 29) for 234 yards and 0 INTs in the 31-7 victory vs. Chi. (12/20)
- Posted a then-career-high 120.8 QB rating, completing 13 of 20 attempts (65%) for 230 yards, 1 TD and 0 INTs in the 48-3 win vs. Det. (12/13)...Baltimore produced a then-franchise-record 548 total yards
- Completed 20 of 25 passes, including his last 14, for a career-high and franchise-record-tying 80% completion mark for 175 yards, 1 TD and 0 INTs (109.2 QB rating) in the 30-7 victory vs. Den. (11/1)...The 14-straight completions set a franchise record, breaking his own mark (12)
- Was 25-of-35 passing (71.4%) for 342 yards, including a 72-yard TD strike to WR Derrick Mason vs. Cle. (9/27)

2008: (BALTIMORE RAVENS – 16/16, 3/3)

- Earned the 2008 Diet Pepsi Rookie of the Year Award (*NFL.com* fan vote), connecting on 60% of his passes (257 of 428) for 2,971 yards, 14 TDs and 12 INTs for an 80.3 passer rating
- Rushed 52 times for 180 yards and 2 TDs...Also pulled in a 43-yard reception from QB Troy Smith
- Became the first rookie QB in NFL history to win two playoff games, leading the Ravens to their first AFC Championship game since 2000...Finished the postseason 33-of-75 for 437 yards, 1 TD and 3 INTs
- Posted an 89.4 QB rating, completing 11 of 22 passes for 161 yards and his first-career playoff TD pass and 0 INTs in the Divisional Playoff at Ten. (1/10/09)
- Connected on 73.9% of his passes (17 of 23) for 297 yards, earning AFC Rookie of the Week honors after posting a 115.8 QB rating in the 27-7 win vs. Jax. (12/28)
- Completed 19 of 29 passes for 280 yards, 2 TDs and 0 INTs (119.9), including a 70-yard TD to WR Mark Clayton, in the 34-3 win at Cin. (11/30)
- Started his first-career NFL game and led the Ravens to a 17-10 win by completing 15 of 29 attempts for 129 yards vs. Cin. (9/7)...Flacco also rushed 4 times for 37 yards, including

— COLLEGE —

- Started all 26 games in which he played at Delaware after transferring from Pittsburgh, throwing for 7,046 yards (second in school history), 41 TDs and just 15 INTs for the Blue Hens...Also rushed 76 yards and 9 TDs
- In two seasons (2006-07), Flacco set 20 Delaware records, including career marks for completions (595), attempts (938), 200-yard passing games (21), consecutive 200-yard passing games (15), 300-yard passing games (11) and consecutive pass attempts without an INT (212), yards passing per game (271.0), pass completion percentage (63.4%) and total offense per game (273.9)
- Set single-season school records for completions (331), attempts (521), yards (4,263), passing yards per game (284.2), 200-yard passing games (13), 300-yard passing games (7), total plays (585), total offense (4,285) and total offense per game (285.7)...Also notched single-game school records for completions (40) and attempts (51)
- Earned first-team All-American (*NFL Draft Report* and *Pro Football Weekly*), ECAC All-East Player of the Year and CAA co-Offensive Player of the Year honors as a senior in 2007...Also tabbed an All-Eastern College Athletic Conference and All-Colonial Athletic Association first-team pick after notching a school-record 4,263 yards, 23 TDs and 5 INTs on 331 of 521 passing (63.5%)...Led the 11-4 Blue Hens to an NCAA Division I FCS National Championship game appearance
- Saw action in three games as a backup QB, completing 1 of 4 passes for 11 yards, for Pittsburgh in 2004...Redshirted as a freshman at Pittsburgh in 2003
- Graduated from Delaware with a degree in accounting

— HIGH SCHOOL —

- Prepped at Audubon (NJ) HS, where he threw for 5,137 yards (fourth most in South Jersey history) as a three-year starter...Two-time New Jersey All-Group II, first-team All-South Jersey and All-Colonial Conference honoree
- Threw for 2,020 yards (including a single-game South Jersey-record 471), earning Colonial Conference Athlete of the Year and South Jersey Touchdown Club Offensive Back of the Year as a senior in 2002
- South Jersey Touchdown Club first-team All-Academic honoree and *The Courier Post* Scholar Athlete of the Year
- Also played basketball and baseball, leading his team to the state baseball title



DID YOU KNOW?

Prior to being injured (knee) in 2015's Week 11 game vs. St. Louis, QB Joe Flacco had made an impressive 122-consecutive regular season starts, marking the fifth-longest streak by any quarterback in NFL history.

5 JOE FLACCO

2016

GAME-BY-GAME

RAVENS

Date/Opp.	PASSING										RUSHING				
	Att.	Comp.	Yards	Comp%	Yds/Att	TD	INT	LG	Sack/Lost	Rating	No.	Yards	Avg.	LG	TD
9/11 vs. Buf.	33	22	258	66.7	7.82	1	0	66t	4/33	100.3	4	-3	-0.8	0	0
9/18 @ Cle.	45	25	302	55.6	6.71	2	2	31	0/0	72.6	1	1	1.0	1	0
9/25 vs. Jax.	40	29	214	72.5	5.35	0	2	23	2/15	64.0	3	12	4.0	7t	1
10/2 vs. Oak.	32	52	298	61.5	5.73	1	0	52t	2/16	83.7	1	1	1.0	1t	1
10/9 vs. Was.	46	30	210	65.2	4.57	1	0	15	3/22	82.7	1	6	6.0	6	0
10/16 @ NYG	48	26	307	54.2	6.40	0	0	70	2/14	73.9	1	0	0.0	0	0
10/23 @ NYJ	44	25	248	56.8	5.64	0	2	53	2/14	54.0	1	1	1.0	1	0
11/6 vs. Pit.	30	18	241	60.0	8.03	1	1	95t	3/26	82.8	3	12	4.0	14	0
11/10 vs. Cle.	41	30	296	73.2	7.22	3	2	27t	2/19	97.2	1	3	3.0	3	0
11/20 @ Dal.	35	23	269	65.7	7.69	1	0	27	1/2	98.4	1	6	6.0	6	0
11/27 vs. Cin.	36	25	234	69.4	6.50	1	1	31	2/15	84.7	2	19	9.5	16	0
12/4 vs. Mia.	47	36	381	76.6	8.11	4	1	53t	0/0	119.2	0	0	0.0	0	0
12/12 @ NE	52	37	324	71.2	6.23	2	1	47	2/18	92.1	1	1	1.0	1	0
12/18 vs. Phi.	30	16	206	53.3	6.87	2	1	54	3/17	83.5	1	-1	-1.0	-1	0
12/25 @ Pit.	44	30	262	68.2	5.95	1	1	44	2/16	81.8	0	0	0.0	0	0
1/1/17 @ Cin.	49	32	267	65.3	5.45	0	1	39	3/16	70.7	0	0	0.0	0	0
Totals	672	436	4,317	64.9	6.42	20	15	95t	33/243	83.5	21	58	2.8	16	2



— FLACCO'S COMMUNITY IMPACT —

- Continues to provide support to Special Olympics Maryland (SOMD), a nonprofit that provides year-round sports training and athletic competition in a variety of sports for children and adults with intellectual disabilities...Participated in the Polar Bear Plunge (2009-11) and encouraged others through a public service announcement (2013-17)...Has also attended Special Olympics Maryland's Summer Games and visited with SOMD athletes at the Ravens' flag football exhibition (2010)
- Serves as a spokesperson for the Baltimore Humane Society to help save the lives of pets in peril
- Supports the Ravens community efforts to encourage literacy amongst youth... Participated in the launch of the Ravens Bookmobile, a rolling library that distributes free books to underserved youth across the Baltimore area (2016)... Also unveiled a newly renovated, Ravens-themed library at Charles Carroll Barrister Elementary School #34 (2015)... Fully-funded by the Ravens Foundation, these projects help provide the tools necessary for students to develop a love for reading... At both events, Flacco read to students and distributed books to grow the student's at home library
- Met with female students from the Baltimore Leadership School for Young Women, and along with Ravens president Dick Cass, filmed an "On the Right Track" video that the school later used at its Em (Power) Breakfast (2014)
- Filmed a PSA in support of the Cystic Fibrosis Foundation; niece, Chelsea, was born with cystic fibrosis (2013)
- Joined teammates in visiting with patients at Franklin Square Medical Center who were undergoing treatment for breast cancer...Signed autographs and distributed pink footballs and hats (2012)
- Annually supports Ravens' team events, including Flock Festival (2016-17), the Helping Up Mission coat distribution to homeless men (2010, 2014-15), the Goodwill Gridiron Halloween Party (2010), Union Memorial Hospital visit (2010) and the All Community Team Auction Party (2009, 2011-12)
- Supports Ravens players' charitable outreach, including teammate Lardarius Webb's annual Charity Softball Game

JANUARY JOE A PLAYOFF PERFORMER

- In the Ravens' last 10 playoff games (since the 2010 season), Flacco is 196-of-327 for 2,563 yards, 24 TDs and 4 INTs (104.1 rating). He has led the Ravens to a 7-3 record in these contests.
- In Baltimore's last six playoff games (5-1 record), Flacco has thrown 17 TDs and 2 INTs. Completing 119 of 200 passes for 1,691 yards, he owns a magnificent 111.1 QB rating.
- Flacco has thrown at least 2 TDs in eight-straight playoff games, marking the longest streak in NFL postseason history.
- Flacco's streak of 197 passes without an INT in the postseason (from 1/22/12 to 1/10/15) is the second longest in playoff history (Drew Brees, 226). Joe Montana (179 from 1989-91) & Steve Young (173 from 1994-96) are third and fourth, respectively.
- Flacco's 3,223 career passing yards in the playoffs rank 16th all time and fifth most among active quarterbacks.
- Flacco's 10 career playoff wins are the second most among NFL QBs since he entered the league in 2008. (Tom Brady has 11.)
- Flacco has seven career road wins in the playoffs (including two apiece in the 2008 and 2012 campaigns), ranking as the most by a QB in league history.

PLAYOFF WINS (ACTIVE QBs / SINCE 2008)

1. Tom Brady11
2. **Joe Flacco**10
3. Aaron Rodgers9
4. B.Roethlisberger, R. Wilson . .8

ROAD PLAYOFF WINS (BY QBs / NFL HISTORY)

1. **Joe Flacco**7
2. E. Manning, A. Rodgers5
- B. Roethlisberger5
5. Four Quarterbacks4

5 JOE FLACCO

GAME-WINNING DRIVES IN 4TH QUARTER OR OT: 26 (24 REGULAR SEASON & 2 PLAYOFFS)

Date/Opp.	Drive Length	Scoring Play	Time Left	Score
11/02/08 at Cle.	5 plays, 59 yards in 1:54	Stover 22-yard field goal	5:36	30-27
01/10/09 at Ten. (Div.)	9 plays, 51 yards in 3:30	Stover 43-yard field goal	0:53	13-10
09/13/09 vs. KC	8 plays, 74 yards in 3:15	Clayton 31-yard pass from Flacco	2:06	38-24
11/29/09 vs. Pit.	6 plays, 17 yards in 3:23	Cundiff 29-yard field goal	6:42 (OT)	20-17
09/26/10 vs. Cle.	10 plays, 69 yards in 5:41	Boldin 27-yard pass from Flacco	9:13	21-17
10/03/10 at Pit.	4 plays, 40 yards in 0:36	Houshmandzadeh 18-yard pass from Flacco	0:32	17-14
10/24/10 vs. Buf.	4 plays, 9 yards in 1:58	Cundiff 38-yard field goal	10:54 (OT)	37-34
12/19/10 vs. NO	5 plays, 66 yards in 1:31	Cundiff 32-yard field goal	10:03	27-24 (30-24 final)
10/30/11 vs. Ari.	5 plays, 37 yards in 0:52	Cundiff 25-yard field goal	0:00	30-27
11/06/11 at Pit.	13 plays, 92 yards in 2:16	T. Smith 26-yard pass from Flacco	0:08	23-20
11/24/11 vs. SF	16 plays, 76 yards in 7:34	Pitta 8-yard pass from Flacco	14:56	13-6 (16-6 final)
09/23/12 vs. NE	7 plays, 70 yards in 1:55	Tucker 27-yard field goal	0:00	31-30
11/04/12 at Cle.	9 plays, 81 yards in 4:22	T. Smith 19-yard pass from Flacco	4:26	22-15 (25-15 final)
11/25/12 at SD	12 plays, 40 yards in 3:09	Tucker 38-yard field goal	0:00	13-13
	12 plays, 69 yards in 3:49	Tucker 38-yard field goal	1:07 (OT)	16-13
01/12/13 at Den. (Div.)	3 plays, 77 yards in :38	J. Jones 70-yard pass from Flacco	0:31	35-35
	6 plays, 16 yards in 2:33	Tucker 47-yard field goal	13:18 (2OT)	38-35
10/06/13 at Mia.	7 plays, 34 yards in 2:25	Tucker 44-yard field goal	1:42	26-23
11/10/13 vs. Cin.	8 plays, 28 yards in 4:34	Tucker 46-yard field goal	5:27 (OT)	20-17
12/08/13 vs. Min.	5 plays, 80 yards in 0:41	M. Brown 9-yard pass from Flacco	0:04	29-26
12/16/13 at Det.	7 plays, 24 yards in 1:43	Tucker 61-yard field goal	0:38	18-16
09/21/14 at Cle.	6 plays, 37 yards in 1:58	Tucker 32-yard field goal	0:00	23-21
12/28/14 vs. Cle.	2 plays, 69 yards in :50	T. Smith 16-yard pass from Flacco	7:33	13-10 (20-10 final)
10/01/15 at Pit.	7 plays, 45 yards in :58	Tucker 42-yard field goal	0:03	20-20
	8 plays, 32 yards in 4:33	Tucker 52-yard field goal	5:08 (OT)	23-20
11/01/15 vs. SD	9 plays, 59 yards in 2:27	Tucker 39-yard field goal	0:00	29-26
11/22/15 vs. STL	5 plays, 12 yards in :54	Tucker 47-yard field goal	0:00	16-13
09/18/16 at Cle.	5 plays, 27 yards in 2:35	Tucker 49-yard field goal	11:19	22-20 (25-20 final)
09/25/16 at Jax.	8 plays, 22 yards in 1:57	Tucker 54-yard field goal	1:02	19-17

REGULAR SEASON

Year	Team	GP	GS	PASSING										RUSHING				
				Att.	Comp.	Yards	Comp%	Yds/Att	TD	INT	LG	Sack/Lost	Rating	No.	Yards	Avg.	LG	TD
2008	Baltimore	16	16	428	257	2,971	60.0	6.94	14	12	70t	32/276	80.3	52	180	3.5	38t	2
2009	Baltimore	16	16	499	315	3,613	63.1	7.24	21	12	72t	36/218	88.9	35	56	1.6	10	0
2010	Baltimore	16	16	489	306	3,622	62.6	7.41	25	10	67	40/294	93.6	43	84	2.0	14	1
2011	Baltimore	16	16	542	312	3,610	57.6	6.66	20	12	74t	31/203	80.9	39	88	2.3	33	1
2012	Baltimore	16	16	531	317	3,817	59.7	7.19	22	10	61t	35/227	87.7	32	22	0.7	16	3
2013	Baltimore	16	16	614	362	3,912	59.0	6.37	19	22	74	48/324	73.1	27	131	4.9	22	1
2014	Baltimore	16	16	554	344	3,986	62.1	7.18	27	12	80t	19/167	91.0	39	70	1.8	15	2
2015	Baltimore	10	10	413	266	2,791	64.4	6.76	14	12	50t	16/124	83.1	13	23	1.8	16	3
2016	Baltimore	16	16	672	436	4,317	64.9	6.42	20	15	95t	33/243	83.5	21	58	2.8	16	2
Totals		138	138	4,742	2,915	32,639	61.5	6.88	182	117	95t	290/2,076	84.5	301	712	2.4	38t	15

CAREER SINGLE-GAME HIGHS (REGULAR SEASON)

Most Attempts: 62 2 times (last: 9/7/14 vs. Cin.)	Most Completions: 37 (12/12/16 at NE)	Most Carries / Rushing Yards: 8 (9/25/11 at STL) / 57 (11/16/08 at NYG)
Most Yards Passing: 389 (9/25/11 at STL)	Most Touchdowns: 5 (10/12/14 at TB)	Longest Gain Rushing: 38t (9/7/08 vs. Cin.)
Longest Gain: 95t (11/6/16 vs. Pit.)	QB Rating: 149.7 (10/12/14 at TB)	Most Rushing Touchdowns: 2 (10/11/15 vs. Cle.)

300-yard Passing Games: 30 (last: 324 yards, 12/12/16 at NE)

Additional Statistics: Has 2 receptions for 35 yards (had 1 reception for a career-long 43 yards vs. Oak. 10/26/08)

POSTSEASON

Year	Team	GP	GS	PASSING										RUSHING				
				Att.	Comp.	Yards	Comp%	Yds/Att	TD	INT	LG	Sack/Lost	Rating	No.	Yards	Avg.	LG	TD
2008	Baltimore	3	3	75	33	437	44.0	5.83	1	3	48t	3/16	50.8	12	5	0.4	5t	1
2009	Baltimore	2	2	45	24	223	53.3	4.96	0	3	27	1/6	39.4	7	7	1.0	7	0
2010	Baltimore	2	2	64	41	390	64.1	6.09	3	1	28	9/51	90.0	9	25	2.8	13	0
2011	Baltimore	2	2	63	36	482	57.1	7.65	4	1	42	8/60	96.1	6	26	4.3	14	0
2012	Baltimore	4	4	126	73	1,140	57.9	9.05	11	0	70t	6/38	117.2	8	16	2.0	14	0
2014	Baltimore	2	2	74	46	551	62.2	7.45	6	2	40	1/13	100.7	8	8	1.0	9	0
Totals		15	15	447	253	3,223	56.6	7.21	25	10	70t	28/184	88.6	50	87	1.7	14	1

80**TIGHT END**
6-6 | 266

CROCKETT GILLMORE

COLLEGE: COLORADO STATE **HS:** BUSHLAND (TX)
BORN: 11/16/91, AMARILLO, TX
EXP. (NFL/RAVENS): 4/4 **GP/GS (PLAYOFFS):** 32/16 (2/0)**TOGETHER**

— KEY TRANSACTIONS —

- Placed on Injured Reserve (back) on 12/21/15
- Originally selected by the Ravens in the third round (99th overall) of the 2014 NFL Draft...Was the second of two Ravens' picks in the round (S Terrence Brooks, 79th)

— CAREER HIGHLIGHTS —

- In 2015, set career highs in receptions (33), receiving yards (412) and receiving TDs (4) for the league's No. 8 passing attack (266.9 ypg), which gained a single-season franchise-record 4,271 net passing yards
- Produced his first-career 100-yard receiving game (101) on a career-high-tying 5 receptions (20.2 avg.), including a career-long 46-yard catch, vs. STL (12/22/15)
- Secured career highs with 2 TDs receptions and 5 catches (since tied), totaling 88 receiving yards (17.6 avg.), at Oak. (9/20/15)
- Played in his first-career postseason game and recorded a 21-yard TD reception in the 30-17 victory in the Wild Card game at Pit. (1/3/15)

— PERSONAL —

- Has three older brothers, including former CSU Ram, Austin (with whom Crockett played), and a younger sister
- Grew up a Pittsburgh Steelers fan because he admired the play of OLB James Harrison
- Married Hayley Thompson, a former Colorado State women's basketball player, in July 2016
- First job was at a construction company run by his dad, where he carried sheetrock

— SEASON RECAPS —

2016: (BALTIMORE RAVENS – 7/5)

- Recorded 8 receptions for 71 yards (8.9 avg.) and 1 TD... Missed seven games with a thigh injury
- Was inactive with a thigh injury for several weeks, beginning with the 21-14 win vs. Pit. (11/6)
- Totaled season highs in catches (4) and yards (28) and recorded an 8-yard TD reception vs. Was. (10/9)
- Started and posted a season-long 22-yard reception for an offense that scored 23 unanswered points in a 25-20, come-from-behind win at Cle. (9/18)...The 20-point turnaround marked the Ravens' second-largest comeback victory in team history

2015: (BALTIMORE RAVENS – 10/10)

- Established career highs in receptions (33), receiving yards (412) and receiving TDs (4) for the league's No. 8 passing attack (266.9 ypg), which gained a single-season franchise-record 4,271 net passing yards
- Missed four games before being placed on Injured Reserve (back) on 12/21...His 4 scoring grabs ranked second on the team and marked the highest single-season total by a Ravens' TE since 2012 (Dennis Pitta, 7)
- Left the contest in the first quarter due to injury (back) after catching a 7-yard pass in game 12 at Mia. (12/6)
- Tallied a career- and game-high 101 receiving yards on 5 catches (20.2 avg.), including a career-long 46-yarder, in the 16-13 victory vs. STL (11/22)
- Secured 4 catches for 42 yards (10.5 avg.) and 1 TD vs. Jax. (11/15)...Became part of the third TE duo (w/ Maxx Williams) in team history to each have a TD catch in a game
- Caught a 3-yard scoring pass for an offense that produced 2 TDs in both goal-to-go opportunities in the 29-26 victory vs. SD (11/1)
- Secured a career-high 2 TD receptions and 88 yards on 5 catches, including a 38-yard catch and run, at Oak. (9/20)...Ignited a Ravens' offense that gained the sixth-most net yards (493) in franchise history

2014: (BALTIMORE RAVENS – 15/1, 2/0)

- Recorded 10 receptions for 121 yards and 1 TD for an offense that established franchise single-season records in yards (5,838) and points scored (409)
- Played in both postseason contests, collecting 2 receptions for 30 yards and 1 TD for an offense that produced 727 yards and 61 points in two playoff games
- Played in his first-career postseason game and recorded his first-career postseason reception for a 21-yard TD in the 30-17 victory in the Wild Card game at Pit. (1/3/15)
- Tallied 2 receptions for 37 yards (including a then-career-long 20-yarder) in the 20-12 win vs. Jax. (12/14)
- Subbed and recorded his first-career TD reception (a 1-yard snare) at Pit. (11/2)
- Recorded his first-career NFL reception (finished the game with 2 catches for 16 yards) for an offense that recorded 475 yards and 6 TDs in the 48-17 win at TB (10/12)

80 CROCKETT GILLMORE

— COLLEGE —

- Played 47 games (36 starts) at Colorado State, totaling 111 receptions for 1,308 yards and 8 TDs in 37 games at TE and 18 tackles (14 solo), 1 sack (-16 yards), 2 TFL (-19 yards) and 1 FR in 10 games at DE...Received first-team All-Mountain West honors as a senior and sophomore, in addition to second-team accolades during his junior year
- Recorded 47 receptions (career high) for 577 yards (career high) and 2 TDs, earning consensus first-team All-Mountain West honors, as a senior in 2013
- Majored in communication studies...Finished his bachelor's degree during the 2016 offseason

— HIGH SCHOOL —

- Prepped at Bushland (TX) HS, where he earned first-team All-District honors at WR and DE as a junior and senior... Became the first 1,000-yard receiver in school history and totaled 26-career sacks

- Posted 1,142 yards and a school-record 22 TDs on 45 receptions (25.4 avg.) and collected 88 tackles, 9 sacks, 3 PD, 4 FRs and 1 INT, leading the Falcons to the Texas Class 2A Division II state title game as a senior...Earned honorable-mention All-State, first-team All-District, Golden Spread 2A-3A Player of the Year and *Amarillo Globe-News* Offensive Player of the Year honors

2016

GAME-BY-GAME OFFENSE

Date/Opp.	RECEIVING					RUSHING				
	No.	Yds.	Avg.	LG	TD	No.	Yds.	Avg.	LG	TD
9/11 vs. Buf.	1	5	5.0	5	0	0	0	0.0	0	0
9/18 @ Cle.	1	22	22.0	22	0	0	0	0.0	0	0
9/25 @ Jax.	0	0	0.0	0	0	0	0	0.0	0	0
10/2 vs. Oak.	2	16	8.0	10	0	0	0	0.0	0	0
10/9 vs. Was.	4	28	7.0	15	1	0	0	0.0	0	0
10/16 @ NYG	0	0	0.0	0	0	0	0	0.0	0	0
10/23 @ NYJ	0	0	0.0	0	0	0	0	0.0	0	0
11/6 vs. Pit.	INACTIVE - THIGH									
11/10 vs. Cle.	INACTIVE - THIGH									
11/20 @ Dal.	INACTIVE - THIGH									
11/27 vs. Cin.	INACTIVE - THIGH									
12/4 vs. Mia.	INACTIVE - THIGH									
12/12 @ NE	INACTIVE - THIGH									
12/18 vs. Phi.	INACTIVE - THIGH									
12/25 @ Pit.	INACTIVE									
1/1/17 @ Cin.	INACTIVE									
Totals	8	71	8.9	22	1	0	0	0.0	0	0

— GILLMORE'S COMMUNITY IMPACT —



- Participated in a workout alongside members of the Wounded Warrior Project at the Under Armour Performance Center (2016)
- Teamed up with the Ravens and Verizon to launch a community-wide "Pass It Forward" campaign that included a day full of various activities to surprise Ravens fans with random acts of kindness (2016)
- Visited with wounded warriors and patients at Andrews Air Force Base and Walter Reed National Military Medical Center as part of the Ravens Salute to Service Campaign (2016)
- Participated in the Ravens Hometown Huddle by taking part in the Ravens TEAM Challenge at M&T Bank Stadium (2014)...Joined teammates and cheerleaders to complete various tasks alongside students from Liberty Elementary
- Attended the Ravens' 12th annual Holiday Helpers event at Target to shop for gifts with Baltimore youth in need (2016)
- Supports the Ravens' outreach initiatives, including Earth Day (2016) and Beach Bash in Ocean City (2015-16)
- Supports the community efforts of his teammates by attending Lardarius Webb's Celebrity Softball Game and former teammate Steve Smith Sr.'s Charity Fashion Show

REGULAR SEASON

Year	Team	GP	GS	RECEIVING					RUSHING				
				No.	Yards	Avg.	LG	TD	No.	Yards	Avg.	LG	TD
2014	Baltimore	15	1	10	121	12.1	22	1	0	0	0.0	0	0
2015	Baltimore	10	10	33	412	12.5	46	4	0	0	0.0	0	0
2016	Baltimore	7	5	8	71	8.9	22	1	0	0	0.0	0	0
Totals		32	16	51	604	11.8	46	6	0	0	0.0	0	0

CAREER SINGLE-GAME HIGHS (REGULAR SEASON)

RECEIVING

Receptions: 5 3 times (last: 11/22/15 vs. STL)
 Long Gain: 46 (11/22/15 vs. STL)
 Yardage: 101 (11/22/15 vs. STL)
 Touchdowns: 2 (9/20/15 at Oak.)

RUSHING

Carries: None
 Long Gain: None
 Yardage: None
 Touchdowns: None

100-yard Receiving Games: 1 (101 yards, 11/22/15 vs. STL)

POSTSEASON

Year	Team	GP	GS	RECEIVING					RUSHING				
				No.	Yards	Avg.	LG	TD	No.	Yards	Avg.	LG	TD
2014	Baltimore	2	0	2	30	15.0	21t	1	0	0	0.0	0	0
Totals		2	0	2	30	15.0	21t	1	0	0	0.0	0	0

69

DEFENSIVE TACKLE
6-3 | 308



WILLIE HENRY

COLLEGE: MICHIGAN HS: GLENVILLE (CLEVELAND, OH)
BORN: 3/20/94, CLEVELAND, OH
EXP. (NFL/RAVENS): 2/2 GP/GS (PLAYOFFS): 0/0 (0/0)



TOGETHER

— KEY TRANSACTIONS —

- Placed on Injured Reserve (thigh) on 11/15/16
- Willie Henry was selected by the Ravens in the fourth round (132nd overall) of the 2016 NFL Draft...Was the fourth of five Ravens' picks in the round

— CAREER HIGHLIGHTS —

- Was on the Ravens' active roster for the first nine games of 2016 prior to being placed on Injured Reserve (thigh)

— PERSONAL —

- Worked out for Ravens coaches at Michigan during John and Jim Harbaugh's "The Greatest Coaching Clinic of All Time" (2016)
- Was enrolled in the College of Literature, Science and the Arts at Michigan, majoring in general studies

— SEASON RECAPS —

2016: (BALTIMORE RAVENS – 0/0)

- Placed on Injured Reserve (thigh) on 11/15
- Active, but did not play at NYJ (10/23)...Was a gameday inactive for the Ravens' first six games of the season

— COLLEGE —

- Played in 33 games at Michigan, making 21 starts, before declaring for the NFL Draft after his junior season...Posted 86 tackles (40 solo), 10 sacks (-89 yards), 18.5 TFL (-103 yards) and 1 INT with the Wolverines
- Earned Big Ten honorable mention as a junior in 2015, recording a career high in tackles (34), TFL (10) and sacks (6.5 for -46 yards)
- Scored on a 7-yard INT-TD return as a sophomore in 2014
- Earned All-Big Ten Freshman Team by *ESPN.com* in 2013 after tallying 32 tackles, 3 TFL and a blocked PAT

— HIGH SCHOOL —

- Attended Glenville (Cleveland, OH) HS, where he was mentored by legendary high school coach Ted Ginn Sr... Henry produced 10 sacks as a senior
- Played both basketball and football while at Glenville

— HENRY'S COMMUNITY IMPACT —



- As part of the Ravens Foundation's annual signature project, volunteered to help renew and transform Mary Ann Winterling (Baltimore City) Elementary School, assisting with landscaping, painting and a field day for the school's children (2017)
- Joined youth from Woodson Elementary and George Washington Elementary (Baltimore City) to participate in the annual Hometown Huddle Ravens TEAM Challenge...The NFL/United Way Hometown Huddle is a league-wide day of service designed to bring awareness and impact to the issue of youth health and wellness (2016)
- Involved with Show Your Soft Side, a campaign developed to combat the incidence of animal abuse in Baltimore (2016)
- Attended the Ravens' 12th annual Holiday Helpers event at Target to shop for gifts with Baltimore youth in need (2016)
- Supports teammates' charitable endeavors, including DB Lardarius Webb's Celebrity Softball Game (2017) and former teammate Steve Smith Sr.'s Charity Fashion Show (2016)

REGULAR SEASON

Year	Team	GP	GS	TACKLES			SACKS		INTERCEPTIONS					FUMBLES				
				TT	Solo	Asst.	No.	Yards	No.	Yards	LG	TD	PD	FF	FR	Yards		
2016	Baltimore	0	0	0	0	0	0.0	0.0	0	0	0	0	0	0	0	0	0	0
Totals		0	0	0	0	0	0.0	0.0	0	0	0	0	0	0	0	0	0	0

CAREER SINGLE-GAME HIGHS (REGULAR SEASON)

Total Tackles: None	INTs: None	Forced Fumbles: None	Sacks: None
Solo Tackles: None	Passes Defensed: None	Fumble Recoveries: None	

74

TACKLE
6-5 | 317

JAMES HURST

COLLEGE: NORTH CAROLINA HS: PLAINFIELD (IN)

BORN: 12/17/91, PLAINFIELD, IN

EXP. (NFL/RAVENS): 4/4 GP/GS (PLAYOFFS): 48/16 (2/2)



TOGETHER

— KEY TRANSACTIONS —

- Re-signed (restricted free agent) with the Ravens on 4/19/17
- Signed with the Ravens as a rookie free agent on 5/12/14

— CAREER HIGHLIGHTS —

- Has played in 48-straight games, never missing a contest in the first three seasons of his career
- Was one of three rookie free agents (LB Zachary Orr and RB Fitzgerald Toussaint) to make the Ravens' 2014 opening-day 53-man roster
- In 2016, competed in all 16 games (three starts) and was part of an O-line that helped protect QB Joe Flacco, allowing him to throw for a franchise-record 4,317 yards
- Competed in all 16 games for an O-line that permitted the NFL's third-fewest sacks (24) and helped produce a single-season franchise-record 4,271 net passing yards (eighth in the league) in 2015
- Saw action in all 16 games as a rookie in 2014, including five starts (at LT), for an offense that established franchise single-season records in yards (5,838) and points scored (409)
- In 2014, helped QB Joe Flacco establish career highs in passing yards (3,986) and TD passes (27), completing 62.1% of his passes for a 91.0 passer rating

— PERSONAL —

- Married the former Amanda Griffin in April 2016

— SEASON RECAPS —

2016: (BALTIMORE RAVENS – 16/3)

- Part of an offensive line that helped protect QB Joe Flacco, allowing him to register a career-high 64.9 completion percentage (436-of-672) and throw for a franchise-record 4,317 yards...Also played tight end in several games for the Ravens for blocking purposes
- Played on special teams and subbed at RT for Rick Wagner (concussion) in the third and fourth quarter at Pit. (12/25)
- Started at RT for an injured Rick Wagner and protected QB Joe Flacco, allowing him to record his 28th-career 300-yard passing game (307 yards) at NYG (10/16)
- Started at LT for an injured Ronnie Stanley (foot) and was part of an offensive line that helped generate 130 rushing yards vs. Oak. (10/2)

2015: (BALTIMORE RAVENS – 16/8)

- Played for an O-line that permitted the NFL's third-fewest sacks (24) and helped produce a single-season franchise-record 4,271 net passing yards (eighth in the league)

- Played on special teams after starting at TE in the Ravens "jumbo formation" in the 20-17 victory vs. Pit. (12/27) and vs. KC (12/20)
- Started at LT for an offensive line that did not permit a sack in the 33-27 victory at Cle. (11/30)
- Subbed at LT on an O-line that allowed just 1 sack and helped generate 388 total net yards despite missing three starters – C Jeremy Zuttah, G Kelechi Osemele and T Eugene Monroe (left in the third quarter) – due to injury in the 16-13 victory vs. STL (11/22)
- Started at LT, helping QB Joe Flacco complete 25 of 37 passes for 319 yards, 1 TD and a season-high 103.3 rating, in the 29-26 victory vs. SD (11/1)...Helped block on Flacco's 1-yard TD run, giving the Ravens a 26-23 fourth-quarter lead
- Started at LT for an offense that produced 191 rushing yards in the 23-20 OT win at Pit. (10/1)...Helped block for RB Justin Forsett, who carried the ball a career-high 27 times for 150 rushing yards (second most in his career)
- Started at LT for an O-line that did not allow a sack and helped QB Joe Flacco throw for 362 yards, including 186 to WR Steve Smith Sr. (third in team history), vs. Cin. (9/27)
- Started at LT in place of Eugene Monroe (concussion) and played every snap for an offense that gained the sixth-most net yards (493) in franchise history at Oak. (9/20)

2014: (BALTIMORE RAVENS – 16/5, 2/2)

- Made five starts (at LT) for an offense that established franchise single-season records in yards (5,838) and points scored (409)...Helped QB Joe Flacco establish career highs in passing yards (3,986) and TD passes (27)
- Was one of three RFAs (LB Zachary Orr and RB Fitzgerald Toussaint) to make the Ravens' opening-day 53-man roster
- Started both postseason games at LT (for an injured Eugene Monroe), helping produce 727 net yards and 61 points
- Started at LT, helping RB Justin Forsett rush for 129 yards (third most in Ravens postseason history) and QB Joe Flacco throw for a postseason franchise-record 4 TDs in the Divisional Playoff at NE (1/10/15)
- Started at LT for an offense that gained 475 yards and racked up 6 TDs at TB (10/12)...Helped protect QB Joe Flacco, allowing him to complete 75% of his passes (21 of 28) for 306 yards and a franchise-record-tying 5 TDs and a team-record 149.7 QB rating...Also helped RB Justin Forsett rush for his third-career 100-yard game (111 yards)
- Started his first-career game at LT (Eugene Monroe - knee) for an offense that posted 454 total yards and 5 TDs vs. Car. (9/28)...Helped QB Joe Flacco throw for 327 yards and 3 TDs for a then-franchise-record 137.4 QB rating

74 JAMES HURST

— COLLEGE —

- Played in 50 games (school-record-tying 48 starts) at North Carolina, where he was a two-time first-team All-ACC, two-time second-team All-ACC and Freshman All-America selection (*Rivals.com*, *Phil Steele* and *The Sporting News*)
- Earned first-team All-ACC honors as a senior in 2013 after starting all 13 games at LT
- Received first-team (coaches) and second-team (media) All-ACC accolades after helping the Tar Heels set school records in total offense, scoring and passing yards...Part of the ACC-leading and NCAA's No. 9-ranked O-line that allowed 11 sacks (0.92 per game)
- Graduated with a degree in exercise and sport science

— HIGH SCHOOL —

- Prepped at Plainfield (IN) HS, where he was a two-time first-team All-Conference, All-Area and All-State honoree
- Received Area Player of the Year recognition and ranked as the No. 10 overall player in the country and the No. 2 offensive tackle by *Rivals.com* as a senior



— HURST'S COMMUNITY IMPACT —

- As part of the Ravens Foundation's annual signature project, volunteered to help renew and transform Mary Ann Winterling (Baltimore City) Elementary School, assisting with landscaping, painting and a field day for the school's children (2017)
- Attended the Goodwill Gridiron Halloween party to benefit Goodwill Industries of the Chesapeake (2015)

RAVENS LARGEST COMEBACK VICTORIES

Date	Opponent	Points Down/ Score	Quarter	Final Score
10/30/11	vs. Arizona	21 / 24-3	2nd	W, 30-27
09/18/16	at Cleveland	20 / 20-0	1st	W, 25-20
11/12/06	at Tennessee	19 / 26-7	2nd	W, 27-26
11/23/03	vs. Seattle	17 / 41-24	4th	W, 44-41 OT
09/10/00	vs. Jacksonville	16 / 23-7	2nd	W, 39-36
11/14/04	at NY Jets	14 / 14-0	2nd	W, 20-17 OT
11/21/99	at Cincinnati	14 / 14-0	1st	W, 34-31
11/29/98	vs. Indianapolis	14 / 24-10	2nd	W, 38-31
10/27/96	vs. St. Louis	14 / 20-6	3rd	W, 37-31 OT

SHUT 'EM DOWN

Baltimore has permitted an NFL-best 16.4 ppg at home during the John Harbaugh Era. Under "Harbs," the Ravens are 27-0 at home when allowing 10 points or fewer. Impressively, in 17 of those games, the Ravens gave up no more than 7 points.

FEWEST POINTS/GAME ALLOWED AT HOME (2008-16)

Rk.	Team	PPG
1.	Baltimore Ravens	16.4
2.	Seattle Seahawks	17.4
3.	Pittsburgh Steelers	17.8

23

SAFETY

5-11 | 215



TONY JEFFERSON

COLLEGE: OKLAHOMA HS: EASTLAKE (CHULA VISTA, CA)

BORN: 1/27/92, CHULA VISTA, CA

EXP. (NFL/RAVENS): 5/1 GP/GS (PLAYOFFS): 63/31 (3/3)



TOGETHER

— KEY TRANSACTIONS —

- Signed with the Ravens as an unrestricted free agent (Ari.) on 3/9/17
- Originally signed with Arizona as a RFA on 4/29/13

— CAREER HIGHLIGHTS —

- Entering 2017, Jefferson has posted 260 tackles (211 solo), 20 tackles for loss, 5 sacks, 2 INTs (1 returned for a touchdown), 11 PD, 6 FFs and 3 FRs
- In 2016, appeared in 15 games (14 starts) for Arizona, recording a team-high 92 tackles (74 solo), 2 sacks, 5 PD, 2 FFs and 2 FRs
- In 2016, Jefferson's 13 TFL led all NFL defensive backs (Landon Collins was next with 9)...In addition, the 13 TFL rank as the NFL's most by a defensive back in a single season since the stat began being tracked in 2008
- Appeared in all 16 games for Arizona in each of his first three seasons (2013-15)...The only contest he missed during his Cardinals career came in the 2016 finale after he was placed on Injured Reserve (knee)

— PERSONAL —

- Jefferson's father, Tony Sr., was an Olympic boxer in the 1980s, while Jefferson Jr. boxed in middle school
- With his longtime girlfriend, Jenel, has a son, Tony Jefferson III (2)

— SEASON RECAPS —

2016: (ARIZONA CARDINALS – 15/14)

- Posted a team-leading 92 stops (74 solo), 2 sacks, 5 PD, 2 FFs and 2 FRs for the NFL's second-ranked defense (305.2 ypg)...Was placed on Injured Reserve (knee) before the Cardinals' season finale
- Recorded 13 TFL, which ranked as the NFL's most by a defensive back in a single season since the stat began being tracked in 2008
- Tallied a team-high 10 tackles (7 solo) and 2 TFL at Mia. (12/11)
- Posted 4 tackles (all solo), 1 PD and 1 FF (which he also recovered) at Car. (10/30)
- Registered 9 tackles, 1 FF and 1 sack at Buf. (9/25)
- Produced a career-high-tying 11 stops and 1 FR in a 40-7 win vs. TB (9/18)
- Tallied a team-leading 10 tackles (9 solo), and 2 TFL in the season opener vs. NE (9/11)

2015: (ARIZONA CARDINALS – 16/7, 2/2)

- Registered 74 tackles (55 solo), 2 INTs (1 he returned for a TD), 5 PD, 4 TFL, 2 sacks and 3 FFs, helping the Cardinals capture the NFC West Division title
- Tallied 19 tackles (12 solo), including 2 for loss, and 2 PD in Arizona's two playoff games
- Posted 7 stops (6 solo) and 1 ST tackle vs. Sea. (1/3/16)
- Recorded 5 tackles (4 solo), 1 FF and 1 sack (-10 yards) at SF (11/29)
- Produced a team-best 11 tackles (7 solo) and a career-high 2 FFs at Det. (10/11)
- Scored his first-career TD on a 26-yard INT return, adding a team-leading 9 stops (all solo) at Chi. (9/20)

2014: (ARIZONA CARDINALS – 16/8, 1/1)

- Finished third for the Cardinals' defense with 76 tackles (67 solo), 1 FF, 1 sack and 1 PD
- Notched 7 tackles in the Wild Card at Car. (1/3/15)
- Recorded 7 solo stops and 1 FF vs. Sea. (12/21)
- Established a career high with 11 tackles (since tied), also netting 1 PD in a 24-20 win vs. Phi. (10/26)
- Registered his first-career double-digit tackle effort (10) in a 23-14 win vs. SF (9/21)

2013: (ARIZONA CARDINALS – 16/2)

- Posted 18 tackles (15 solo), 1 FR and 6 ST stops as a rookie as part of the NFL's top-ranked run defense (84.4 ypg)
- Started and tallied 4 tackles in a 17-10 win vs. Sea. (12/22)
- Produced a season-best 7 stops (6 solo) in a 13-10 victory vs. TB (9/29)
- Made both his first-career start and his first-career tackle, finishing with 3 solo stops vs. Det. (9/13)

2016

GAME-BY-GAME DEFENSE CARDINALS

Date/Opp.	TT	Solo	Asst.	Sacks	INT	PD	FF	FR
9/11 vs. NE	10	9	1	0-0	0-0	0	0	0
9/18 vs. TB	11	9	2	0-0	0-0	0	0	1
9/25 @ Buf.	9	6	3	1-7	0-0	0	1	0
10/2 vs. LA	9	9	0	0-0	0-0	0	0	0
10/6 @ SF	6	4	2	0-0	0-0	0	0	0
10/17 @ NYJ	2	2	0	0-0	0-0	0	0	0
10/23 vs. Sea.	3	3	0	0-0	0-0	1	0	0
10/30 @ Car.	4	4	0	0-0	0-0	1	1	1
11/13 vs. SF	7	7	0	0-0	0-0	0	0	0
11/20 @ Min.	3	2	1	0-0	0-0	0	0	0
11/27 @ Atl.	7	5	2	0-0	0-0	0	0	0
12/4 vs. Was.	5	3	2	0-0	0-0	1	0	0
12/11 @ Mia.	10	7	3	0-0	0-0	0	0	0
12/18 vs. NO	6	4	2	0-0	0-0	2	0	0
12/18 vs. NO	0	0	0	0-0	0-0	0	0	0
1/1/17 @ LA	INJURED RESERVE - KNEE							
Totals	92	74	18	1-7	0-0	0	0	0

23 TONY JEFFERSON

— COLLEGE —

- Appeared in 40 games (34 starts) at Oklahoma, finishing with 258 tackles, 18 TFL, 7 sacks, 8 INTs and 13 PD...Jefferson's 258 tackles ranked as the sixth-most by a defensive back in school history, despite only playing three seasons
- Earned second-team All-American and first-team All-Big 12 honors by the *Associated Press* as a junior in 2012 after posting a team-leading 119 tackles, the fourth-highest total for a defensive back in the nation...Also earned first-team All-Academic Big 12 honors
- Led the team with a career-best 4 INTs as a sophomore in 2011, earning honorable mention All-Big 12 from the *Associated Press* and coaches...Posted 74 tackles, 7.5 TFL, 4.5 sacks and 3 PD
- Tabbed the Big 12 Defensive Freshman of the Year and was a first-team Freshman All-American selection by *The Sporting News* and *CollegeFootballNews.com* after recording 65 tackles (44 solo), 7 PD and 2 sacks in 2010... Also recorded 2 thefts, one of which he returned 22 yards for a TD in the Fiesta Bowl

— HIGH SCHOOL —

- Prepped at Eastlake (Chula Vista, CA), where he was named a *USA Today* All-American and was listed as a four-star recruit by *ESPN.com*, *Rivals.com* and *Scout.com*
- Recorded 88 tackles, 12 TFL, 4 sacks, 2 FFs and 2 FRs, leading his team to the San Diego Division I CIF title as a senior...Also played on offense, where he registered 1,328 rushing yards and 28 TDs
- Posted 77 tackles and 3 INTs as a junior in 2007
- Earned first-team All-State honors as a sophomore

FAST FACT: TONY JEFFERSON		
MOST TACKLES FOR LOSS / NFL DEFENSIVE BACKS (2016 Season)		
Rk.	Player	Tackles for Loss
1.	Tony Jefferson (Ari.)	13
2.	Landon Collins (NYG)	9
3.	Brandon Flowers (SD)	6
	T.J. McDonald (LAR)	6

REGULAR SEASON

Year	Team	GP	GS	TACKLES			SACKS		INTERCEPTIONS					FUMBLES				
				TT	Solo	Asst.	No.	Yards	No.	Yards	LG	TD	PD	FF	FR	Yards		
2013	Arizona	16	2	18	15	3	0.0	0.0	0	0	0	0	0	0	0	1	0	0
2014	Arizona	16	8	76	67	9	1.0	9.0	0	0	0	0	1	1	0	0	0	0
2015	Arizona	16	7	74	55	19	2.0	12.0	2	26	26t	1	5	3	0	0	0	0
2016	Arizona	15	14	92	74	18	2.0	15.0	0	0	0	0	5	2	2	0	0	0
Totals		63	31	260	211	49	5.0	36.0	2	26	26t	1	11	6	3	0	0	0

SPECIAL TEAMS TACKLES (17): 2013 (6); 2014 (3); 2015 (4); 2016 (4)

CAREER SINGLE-GAME HIGHS (REGULAR SEASON)

Total Tackles: 11 3 times (last: 9/18/16 vs. TB)	INTs: 1 2 times (last: 10/26/15 vs. Bal.)	Forced Fumbles: 2 (10/11/15 at Det.)
Solo Tackles: 10 (10/26/14 vs. Phi.)	Passes Defensed: 2 2 times (last: 12/18/16 vs. NO)	Fumble Recoveries: 1 3 times (last: 10/30/16 at Car.)
Sacks: 1 5 times (last: 11/27/16 at Atl.)		

POSTSEASON

Year	Team	GP	GS	TACKLES			SACKS		INTERCEPTIONS					FUMBLES				
				TT	Solo	Asst.	No.	Yards	No.	Yards	LG	TD	PD	FF	FR	Yards		
2014	Arizona	1	1	7	3	4	0.0	0.0	0	0	0	0	0	0	0	0	0	0
2015	Arizona	2	2	19	12	7	0.0	0.0	0	0	0	0	2	0	0	0	0	0
Totals		3	3	26	15	11	0.0	0.0	0	0	0	0	2	0	0	0	0	0

— JEFFERSON'S COMMUNITY IMPACT —

- As part of the Ravens Foundation's annual signature project, volunteered to help renew and transform Mary Ann Winterling (Baltimore City) Elementary School, assisting with landscaping, painting and a field day for the school's children (2017)
- Attended the Ravens' annual Beach Bash event in Ocean City, MD, to interact with fans for a weekend of fun (2017)
- Attended former Arizona teammate Larry Fitzgerald's youth football camp in Tempe, AZ (2016)
- Joined Cardinals teammates at Patrick Peterson's "Shop With a Jock" event, where players took low-income children on a shopping spree and provided a holiday meal for them (2016)
- Alongside several Arizona teammates, served meals at Patrick Peterson's "Celebs and Steaks" event, which raised more than \$250,000 for Peterson's Foundation for Success (2015)

66**GUARD/CENTER**
6-4 | 319

RYAN JENSEN

COLLEGE: COLORADO STATE - PUEBLO **HS:** FORT MORGAN (CO)
BORN: 5/27/91, RANGELY, CO
EXP. (NFL/RAVENS): 4/4 **GP/GS (PLAYOFFS):** 19/9 (1/0)**TOGETHER**

— KEY TRANSACTIONS —

- Re-signed with Baltimore as a restricted FA on 4/19/17
- Signed to the Ravens' active roster on 12/16/14
- Signed to the Ravens' practice squad on 8/31/14 after being waived by the team on 8/30/14
- Originally selected by the Ravens in the sixth round (203rd overall) of the 2013 NFL Draft
- Was the second of two Ravens' picks in the sixth round (DE Kapron Lewis-Moore, 200th overall)

— CAREER HIGHLIGHTS —

- In 2016, saw action in seven games (three starts) as part of an offensive line that helped protect QB Joe Flacco, allowing him to register a career-high 64.9 completion percentage (436-of-672) and throw for a franchise-record 4,317 yards
- In 2015, competed in 11 games for an offensive line that permitted the NFL's third-fewest sacks (24) and helped produce a single-season franchise-record 4,271 net passing yards (eighth in the league)
- Made his first-career start (LG) for an injured G Kelechi Osemele vs. STL (11/22/15)
- Saw action in his first-career NFL game, playing on special teams in the 20-10 victory vs. Cle. (12/28/14)
- Was on the active roster, but listed as a gameday inactive for all 16 games as a rookie in 2013

— PERSONAL —

- Older brother, Seth, played college football at Nebraska
- Married Stephanie (née Dufford) in the spring of 2016

— SEASON RECAPS —

2016: (BALTIMORE RAVENS – 7/3)

- Part of an O-line that protected QB Joe Flacco, allowing him to register a career-high 64.9 completion percentage (436-of-672) and throw for a franchise-record 4,317 yards
- Gameday inactive in the Ravens' last nine games
- Started at RG for an injured Marshal Yanda and protected QB Joe Flacco, allowing him to record his 28th-career 300-yard passing game (307 yards) at NYG (10/16)
- Started at LG for Alex Lewis (concussion) and was part of a line that helped generate 130 rushing yards vs. Oak. (10/2)
- Competed on special teams and played from scrimmage at LG when G Alex Lewis (concussion protocol) left the game, including seeing action on QB Joe Flacco's 26th-career game-winning drive in the fourth quarter/OT, in the 19-17 win at Jax. (9/25)

2015: (BALTIMORE RAVENS – 11/6)

- Played for an O-line that permitted the NFL's third-fewest sacks (24) and helped produce a single-season franchise-record 4,271 net passing yards (eighth in the league)
- Started at LG for an offensive line that helped generate 121 rushing yards, while also permitting just 1 sack, in the 20-17 victory vs. Pit. (12/27)
- Started at LG on an offensive line that permitted just 1 sack against the NFL's 11th-ranked pass rush vs. Sea. (12/13)
- Started at LG for an offensive line that did not permit a sack and helped gain 104 rushing yards on 23 attempts (4.5 avg.) in the 33-27 victory at Cle. (11/30)
- Registered his first-career start (LG) on an O-line that allowed just 1 sack and helped generate 388 total net yards in the 16-13 victory vs. STL (11/22)

2014: (BALTIMORE RAVENS – 1/0, 1/0)

- Played in his first-career regular season and postseason NFL games after being signed to the Ravens' active roster from their practice squad on 12/16
- Saw action in his first-career postseason game (on special teams) in the 30-17 victory in the Wild Card at Pit. (1/3/15)
- Saw action in his first-career NFL game, playing on special teams in the 20-10 victory vs. Cle. (12/28)

2013: (BALTIMORE RAVENS – 0/0)

- Was inactive (foot) for all 16 games as a rookie

— COLLEGE —

- Played 46-consecutive games (44 starts) in four seasons at Colorado State-Pueblo, where he earned first- and second-team All-Rocky Mountain Athletic Conference and second-team All-American honors
- Helped the Thunderwolves (12-1) to an NCAA Division II quarterfinals bid, while averaging 35.8 points, 442.2 yards and 204.0 rushing yards per game, as a senior in 2012
- Earned second-team All-American and first-team All-Super Region 3 honors by *Don Hansen's Football Gazette* and first-team All-Rocky Mountain Athletic Conference honors as a junior in 2011...Was also nominated for the Gene Upshaw Award (Best Division II lineman)

— HIGH SCHOOL —

- Prepped at Fort Morgan (CO) HS, where he earned first-team All-State and All-Conference accolades as a senior
- Registered 86 tackles and 12 sacks on the D-line, helping Fort Morgan to a 3A State Championship berth as a senior

66 RYAN JENSEN



— JENSEN'S COMMUNITY IMPACT —

- As part of the Ravens Foundation's annual signature project, volunteered to help renew and transform Mary Ann Winterling (Baltimore City) Elementary School, assisting with landscaping, painting and a field day for the school's children (2017)
- Supported the Ravens RISE youth football program by attending the 7-on-7 football tournament (2016)
- Read to students from three different classes at Freedom Elementary School (2016)
- Participated in the Ravens' annual Holiday Helpers event (hosted by Steve Smith Sr.)...Children selected from Baltimore City and County were given the opportunity to shop with a Ravens' celebrity shopper at Target for holiday gifts (2015-16)
- Supported the team's military efforts by joining teammates in hosting a PLAY 60 youth football clinic at Ft. McHenry for children whose parents currently serve in the U.S. Military (2015) and attending the team's military caravan with stops at Andrews Airforce Base and Walter Reed National Military Medical Center (2016)
- Took part in the Show Your Soft Side (pictured right) campaign by participating in the fourth annual Pawject Runway event, as well as the Show Your Soft Side Holiday Photos and Pawty (2016-17)
- Attended the annual Goodwill Gridiron Halloween party, with proceeds benefitting Goodwill Industries of the Chesapeake (2015)
- Consistently supports the Ravens' and teammates' charitable endeavors, including Lardarius Webb's Celebrity Softball Game and former teammate Steve Smith Sr.'s Charity Fashion Show



TOP OFFENSIVE OUTPUTS

The Ravens' Top 7 all-time single-game offensive outputs have come during the John Harbaugh/QB Joe Flacco Era (2008-16). In 2016's Week 14 game vs. Miami, Baltimore posted the sixth-most total net yards in team history (496).

RAVENS TOP TOTAL NET YARDS (Single-Game History)

Yards	Game/Date	Results
553	9/25/11 at STL	W, 37-7
548	12/13/09 vs. Det.	W, 48-3
533	12/23/12 vs. NYG	W, 33-14
503	9/23/12 vs. NE	W, 31-30
501	9/13/09 vs. KC	W, 38-24
496	12/4/16 vs. Mia.	W, 38-6
493	9/20/15 at Oak.	L, 37-33
479	9/27/09 vs. Cle.	W, 34-3




ED BLOCK COURAGE AWARD

The Ed Block Courage Award annually honors a player from each NFL team who exemplifies a commitment to the principles of sportsmanship and courage. The winners are selected for courageous effort, as well as individual performance. Voting is conducted by each team's players. The award recipient also symbolizes professionalism, great strength and dedication. The award is named after the late Baltimore Colts' trainer Ed Block.

RAVENS ED BLOCK WINNERS

1996 - DE Anthony Pleasant	2007 - CB Samari Rolle
1997 - C Wally Williams	2008 - S Ed Reed
1998 - S Stevon Moore	2009 - S Dawan Landry
1999 - OLB Peter Boulware	2010 - WR Donte' Stallworth
2000 - S Anthony Poindexter	2011 - LS Morgan Cox
2001 - S Corey Harris	2012 - OLB Terrell Suggs
2002 - T Ethan Brooks	2013 - LB Jameel McClain
2003 - DE Marques Douglas	2014 - CB Lardarius Webb
2004 - T Orlando Brown	2015 - TE Dennis Pitta
2005 - CB Dale Carter	2016 - S Matt Elam
2006 - DB Corey Ivy	



99

OUTSIDE LINEBACKER
6-3 | 263



MATTHEW JUDON

COLLEGE: GRAND VALLEY STATE HS: WEST BLOOMFIELD (MI)
BORN: 8/15/92, WEST BLOOMFIELD, MI
EXP. (NFL/RAVENS): 2/2 GP/GS (PLAYOFFS): 14/0 (0/0)



TOGETHER

— KEY TRANSACTIONS —

- Originally selected by the Ravens in the fifth round (146th overall) of the 2016 NFL Draft

— CAREER HIGHLIGHTS —

- As a rookie in 2016, posted 27 tackles (12 solo), 4 sacks, 1 FR and 2 PD for the league's No. 7 defense (322.1 ypg), which also finished fifth overall vs. the run (89.4 ypg)
- Sacked QB Ben Roethlisberger for a 12-yard loss in the 21-14 victory vs. Pit. (11/6/16)
- Established a career-high 2 sacks, recording his first 2 QB drops (-13 yards) at NYJ (10/23)

— PERSONAL —

- For a few years while in college, Judon worked at Camp Sunshine in Michigan, helping people ages 12-50 with mild to moderate cognitive impairments
- Graduated with a sports management/business degree
- Is the sixth of 10 children in his family

— SEASON RECAPS —

2016: (BALTIMORE RAVENS – 14/0)

- Totalled 27 tackles (12 solo), 4 sacks (-34 yards), 1 FR and 2 PD for a defense that allowed the NFL's fifth-fewest rushing yards (89.4 ypg) and ranked seventh overall (322.1 ypg)
- Sacked Dolphins QB Ryan Tannehill for a 9-yard loss for a defense that produced 3 INTs and allowed just 277 total yards in the 38-6 win vs. Mia. (12/4)
- Registered his first-career FR on a strip-sack by OLB Terrell Suggs, competing for a defense that limited the Browns to 144 yards of total offense in the 28-7 win vs. Cle. (11/10)

- Recorded a sack for the second-straight game, dropping QB Ben Roethlisberger in the 21-14 win vs. Pit. (11/6)
- Posted his first-career sacks (2 for -13 yards), totaling 3 tackles at NYJ (10/23)

— COLLEGE —

- Finished his career at Grand Valley State as the school's all-time leader in sacks (35), appearing in 42 games (32 starts) and earning the GLIAC Defensive Lineman of the Year Award in both 2014 and 2015
- Earned first-team All-Great Lakes Intercollegiate Athletic Conference honors as a senior...Led the nation, at any level, with 21 sacks (-128 yards), adding 81 tackles (37 solo), 3 PD, 3 FFs, 2 FRs and 24.5 TFL

— HIGH SCHOOL —

- Prepped at West Bloomfield (MI) HS, recording 89 tackles, 6 sacks and 16 TFL as a senior...Was named honorable mention All-Metro North by *The Detroit News*

2016

GAME-BY-GAME DEFENSE

Date/Opp.	TT	Solo	Asst.	Sacks	INT	PD	FF	FR
9/11 vs. Buf.	1	0	1	0-0	0-0	0	0	0
9/18 @ Cle.	1	1	0	0-0	0-0	0	0	0
9/25 @ Jax.	1	1	0	0-0	0-0	0	0	0
10/2 vs. Oak.	INACTIVE							
10/9 vs. Was.	INACTIVE							
10/16 @ NYG	4	1	3	0-0	0-0	0	0	0
10/23 @ NYJ	3	2	1	2-13	0-0	0	0	0
11/6 vs. Pit.	3	3	0	1-12	0-0	0	0	0
11/10 vs. Cle.	0	0	0	0-0	0-0	0	0	1
11/20 @ Dal.	0	0	0	0-0	0-0	0	0	0
11/27 vs. Cin.	1	1	0	0-0	0-0	2	0	0
12/4 vs. Mia.	1	1	0	1-9	0-0	0	0	0
12/12 @ NE	5	1	4	0-0	0-0	0	0	0
12/18 vs. Phi.	2	1	1	0-0	0-0	0	0	0
12/25 @ Pit.	1	0	1	0-0	0-0	0	0	0
1/1/17 @ Cin.	4	0	4	0-0	0-0	0	0	0
Totals	27	12	15	4-34	0-0	2	0	1

REGULAR SEASON

Year	Team	GP	GS	TACKLES			SACKS		INTERCEPTIONS					FUMBLES		
				TT	Solo	Asst.	No.	Yards	No.	Yards	LG	TD	PD	FF	FR	Yards
2016	Baltimore	14	0	27	12	15	4.0	34.0	0	0	0	0	2	0	1	0
Totals		14	0	27	12	15	4.0	34.0	0	0	0	0	2	0	1	0

CAREER SINGLE-GAME HIGHS (REGULAR SEASON)

Total Tackles: 5 (12/12/16 at NE)	INTs: None	Forced Fumbles: None	Sacks: 2 (10/23/16 at NYJ)
Solo Tackles: 3 (11/6/16 vs. Pit.)	Passes Defensed: 2 (11/27/16 vs. Cin.)	Fumble Recoveries: 1 (11/10/16 vs. Cle.)	

— JUDON'S COMMUNITY IMPACT —

- Joined the 2016 rookie class at the Helping Up Mission men's shelter to provide underserved men with a hot meal...Also supported the Ravens' Hometown Huddle event for elementary school children



92

DEFENSIVE END
6-6 | 285



BRONSON KAUFUSI

COLLEGE: BYU HS: TIMPVIEW (PROVO, UT)
BORN: 7/6/91, PROVO, UT
EXP. (NFL/RAVENS): 2/2 GP/GS (PLAYOFFS): 0/0 (0/0)



TOGETHER

— KEY TRANSACTIONS —

- Placed on Injured Reserve (ankle) on 8/30/16
- Bronson Kaufusi was selected by the Ravens in the third round (70th overall) of the 2016 NFL Draft

— CAREER HIGHLIGHTS —

- Placed on Injured Reserve (ankle) after suffering a season-ending injury in training camp prior to his rookie season in 2016

— PERSONAL —

- Father, Steve, is BYU's defensive line coach and was a 12th-round draft choice of the Philadelphia Eagles in 1988...Played in 32 career NFL games as a DE
- Bronson's wife, Hilary, played soccer (goalkeeper) at BYU
- Played basketball at BYU (2012-13) as a forward, appearing in 20 games...Averaged 6.4 minutes, 1.1 points and 1.7 rebounds per contest
- Brother, Corbin, plays center on BYU's basketball team and defensive line on the football team
- Served his Mormon mission in Auckland, New Zealand
- Last name is pronounced: cow-FOO-see**

— SEASON RECAPS —

2016: (BALTIMORE RAVENS – 0/0, INJURED RESERVE)

- Placed on Injured Reserve on 8/30 after suffering a broken ankle in training camp

— COLLEGE —

- Played in 50 games (37 starts) at BYU, finishing his career ranked fifth in school history in sacks (26.5) and third in TFL (44)...Also compiled 167 tackles (109 solo), 2 INTs (including 1 for a TD), 5 FFs, 3 FRs, 17 QB hits and 15 PD
- Named BYU's team MVP in 2015 after producing 64 tackles, 20 TFL (-96 yards) and 11 sacks (-71 yards)...Added 1 INT, 3 FFs, 1 FR and a nation-best 4 blocked kicks
- In 2014, registered 43 tackles (34 solo), including 11.5 TFL (-58 yards)...Added 1 FF, 1 FR and 6 PD en route to earning *College Sports Madness* All-Independent first-team honors

— HIGH SCHOOL —

- Prepped at Timpview (Provo, UT) HS, where as a senior, he was ranked the No. 9 strongside DE in the nation by *Rivals.com* and the No. 1-overall recruit in Utah
- Totaled 19 tackles and 2 sacks as a senior in 2009 before suffering a season-ending knee injury...Posted over 70 tackles, 9.5 sacks, 23 FFs and 21 PD as a junior in 2008

REGULAR SEASON

Year	Team	GP	GS	TACKLES			SACKS		INTERCEPTIONS				FUMBLES			
				TT	Solo	Asst.	No.	Yards	No.	Yards	LG	TD	PD	FF	FR	Yards
2016	Baltimore	0	0	INJURED RESERVE - ANKLE			--	--	--	--	--	--	--	--	--	--
Totals		0	0	0	0	0	0.0	0.0	0	0	0	0	0	0	0	0

CAREER SINGLE-GAME HIGHS (REGULAR SEASON)

Total Tackles: None	INTs: None	Forced Fumbles: None	Sacks: None
Solo Tackles: None	Passes Defensed: None	Fumble Recoveries: None	

— KAUFUSI'S COMMUNITY IMPACT —



- As part of the Ravens Foundation's annual signature project, volunteered to help renew and transform Mary Ann Winterling (Baltimore City) Elementary School, assisting with landscaping, painting and a field day for the school's children (2017)
- Joined the 2016 rookie class at the Helping Up Mission men's shelter to provide underserved Baltimore men with a hot meal
- Supported the NFL's PLAY 60 movement for an active generation by attending the Ravens' PLAY 60 Festival, an afternoon of activities for over 300 inner-city youth at Patterson Park (2016)
- Supported the team's military efforts by attending a military caravan with stops at Andrews Airforce Base and Walter Reed National Military Medical Center (2016)
- Celebrated the holidays with staff, students and parents at the Harbor School's Ravens Night Holiday Party (2016)
- Involved with Show Your Soft Side, a campaign to combat the occurrence of animal abuse in Baltimore (2016-17)

4

PUNTER
6-1 | 222**SAM KOCH**

COLLEGE: NEBRASKA HS: SEWARD (NE)

BORN: 8/13/82, YORK, NE

EXP. (NFL/RAVENS): 12/12 GP/GS (PLAYOFFS): 176/0 (16/0)

**TOGETHER**

— KEY TRANSACTIONS —

- Signed a contract extension with the Ravens on 7/9/15
- Re-signed with Baltimore on 2/1/11
- Re-signed with the Ravens on 5/20/10
- Originally drafted by the Ravens in the sixth round (203rd overall) of the 2006 NFL Draft

— HONORS —

- Pro Bowl (2015)
- Two-time Pro Bowl first alternate (2010, 2014)
- PFWA All-AFC (2015)
- AFC Special Teams Player of the Week (Week 16, 2008)
- Ravens Roost Unsung Hero Award (2015)
- Ravens Roost Extra Effort Award (2008)

— CAREER HIGHLIGHTS —

- Owns franchise records with 862 punts for 38,989 yards and a 45.2 career gross average...His 39.4 career net average also ranks first in team history
- Since 2006, when he entered the league, Koch's 317 punts inside the 20 rank second in the NFL
- Has played in a Ravens franchise-record 176-consecutive games, not missing a contest in his NFL career
- In 2015, earned his first-career Pro Bowl nod after posting the NFL's second-best net (42.9) and ninth-best gross (46.7) averages...Limited opponents to a franchise-record 5.0 punt return average (No. 2 in the NFL)
- Led the NFL in net punting average (43.3) in 2014, a figure that ranks fourth in league history...Punted 60 times for 2,841 yards, finishing third in the NFL with a 47.4 gross average...Also placed 26 punts inside the 20
- Koch's 43.3 net punting average and 47.4 gross punting average in 2014 are both Ravens' single-season records
- Scored his first-career TD, scrambling for a 7-yard run on a fake FGA in the 55-20 victory vs. Oak. (11/11/12)
- Led the AFC and was second in the NFL, placing a career-high 39 punts inside the 20 in 2010
- Blasted a team-record 74-yard punt at Hou. (11/9/08)

— PERSONAL —

- He and wife, Nikki, have four children: Ryan (19), Braxtyn (13), Kamdyn (11) and Gianna (3)
- Favorite NFL stadium is Sports Authority Field at Mile High, because the ball travels farther in the light air
- Cites special teams coordinator/associate head coach Jerry Rosburg as a father figure
- First job at 13 was "detasseling" corn stalks

— SEASON RECAPS —

2016: (BALTIMORE RAVENS – 16/0)

- Punted 80 times for 3,665 yards for a 45.8 gross average and a 39.9 net average, including placing 37 punts inside the 20, which tied (Brian Anger) for third in the NFL
- Played in his 175th-consecutive game and placed all 3 of his punts inside the 20 at Pit. (12/25)
- Punted 6 times for 289 yards (48.2 avg.) and produced a 47.0 net avg., placing 3 kicks inside the 20 at NE (12/12)
- Posted 5 punts for 44.4 gross and 42.2 net averages, placing 4 boots inside the 20, in the 19-14 victory vs. Cin. (11/27)... Koch also helped run the clock down to 0:00 on the game's final play when he took a safety to secure the win
- Placed his 300th-career punt inside the 20, recording 4 punts for 184 yards (46.0 avg.), in the 28-7 win vs. Cle. (11/10)
- Punted 9 times for 380 yards (42.2 avg.) and posted a 41.7-yard net average, tying a career-high with 5 boots inside the 20, in the 21-14 victory vs. Pit. (11/6)
- Registered a season-high gross average (50.8) and net average (47.8), placing 3 kicks inside the 20 at NYJ (10/23)
- Posted a 45.6-yard net average and recorded 3 boots inside the 20 at NYG (10/16)
- Tallied 8 punts for 361 yards (47.6 gross avg.), placing 2 punts inside the 20, including a season-long punt of 68 yards that was downed at the 1-yard line vs. Was. (10/9)
- Totaled 7 punts for 342 yards, recording a season-high gross average of 48.9 and posted a touchdown-saving special teams tackle vs. Oak. (10/2)
- Recorded 2 kicks inside the 20, totaling 3 punts for 141 yards (47.0 avg.) in the 25-20, come-from-behind win vs. Cle. (9/18)

2015: (BALTIMORE RAVENS – 16/0)

- Earned his first-career Pro Bowl nod after posting the NFL's second-best net (42.9) and ninth-best gross (46.7) averages...Also limited opponents to a franchise-record 5.0 punt return average (No. 2 in the NFL)
- Recorded 3 kicks inside the 20, including boots to the Bengals' 6- and 4-yard lines, at Cin. (1/3/16)
- Posted 5 punts for 53.4 gross and 46.4 net averages, crushing a 67-yard season-long punt to the Dolphins' 1-yard line at Mia. (12/6)
- Tallied 7 punts for 336 yards (48.0 avg.) and a 46.3 net average in the 16-13 victory vs. STL (11/22)
- Helped the Ravens win the field position battle with a 62-yard boot to the Chargers' 3-yard line and a 60-yarder that resulted in a -2-yard return in the 29-26 victory vs. SD (11/1)

4 SAM KOCH

- Booted a 62-yard punt, recording 53.0 gross and 51.7 net averages, at SF (10/18)...Added 2 punts inside the 20-yard line in his 150th-career game
- Averaged 51.0 yards on 4 punts, including a 57-yard long, in the 23-20 OT victory at Pit. (10/1)

2014: (BALTIMORE RAVENS – 16/0, 2/0)

- Led the NFL in net punting average (43.3), a figure that ranks as the fifth-best mark in league history...Punted 60 times for 2,841 yards, finishing third in the NFL with a 47.4 gross average...Also placed 26 punts inside the 20
- Played in both postseason contests, punting 5 times for 250 yards, averaging a postseason-career-high 50.0 yards per punt, including a long of 53
- Had 2 punts for 126 yards (63.0 avg.), including a 73-yarder (second longest of his career and in team history), placing both inside the 20 in the 34-27 win at NO (11/24)
- Punted 6 times for 255 yards (42.5 avg.), placing a career-high-tying 5 inside the 20 at Pit. (11/2)
- Played in his team-record 130th-straight game, passing OLB Jarret Johnson (129 from 2003-11) for the longest streak in Ravens history in the 26-6 win vs. Pit. (9/11)

2013: (BALTIMORE RAVENS – 16/0)

- Posted career highs in punts (90) and punting yards (4,138), while averaging 46.0 yards per punt (38.9 net)...Placed 27 punts inside the 20
- Punted 6 times for 328 yards to produce a Ravens' single-game record (min. 4 punts) 54.7 average, including a season-high 69-yard boot, vs. Min. (12/8)

- Punted 8 times for 355 yards (44.4 avg.), placing 3 inside the 20, in the 20-17 OT win vs. Cin. (11/10)...Koch's fourth child (daughter, Gianna) was born at 2:04 a.m. the day of the Bengals game
- Placed his 200th-career punt inside the 20 at Den. (9/5)

2012: (BALTIMORE RAVENS – 16/0, 4/0)

- Punted 83 times for 3,911 yards for a 47.1 gross average, including placing 28 inside the 20-yard line...Also tallied a 40.8 net average...Rushed twice for 17 yards and recorded a TD on a fake FG and fake punt
- Punted 22 times for 1,013 yards (46.0 avg.) – placing 8 inside the 20 – with a long of 60 in four playoff games...Also recorded a ST tackle
- Booted 3 punts for 141 yards (47.0 avg.), with a long of 56, and posted a tackle in the 34-31 victory in Super Bowl XLVII vs. SF (2/3/13)...Also had a 61-yard free kick after taking a safety to run off the clock at the end of the game
- Punted 8 times for 386 yards (48.3 avg.), placing 6 inside the 20 (which ties an NFL postseason record), in the 38-35 double-OT win in the Divisional Playoff at Den. (1/12/13)
- Punted 7 times for 256 yards and carried the ball once (10 yards), picking up a first down on a fake punt, at Cin. (12/30)
- Scored his first-career TD, scrambling for a 7-yard run on a fake FGA in the 55-20 victory vs. Oak. (11/11)
- Played in his 100th-career game and punted 7 times for 322 yards (46.0 avg.), including 3 inside the 20 vs. Cle. (9/27)

— KOCH'S COMMUNITY IMPACT —

BALTIMORE RAVENS
OUR TEAM. OUR COMMUNITY.

- Represented the Ravens as the team's Fuel Up to PLAY 60 ambassador, encouraging students to provide their bodies with adequate nutrients to support 60 minutes of physical activity...Attended the American Dairy Association North East's annual winter luncheon to relay the Fuel Up to PLAY 60 message (2016)
- Joined the Ravens, United Way of Central Maryland, Verizon Wireless and EverFi to launch Character Playbook at Maree Garnett Farring Elementary/Middle School, a new digital learning initiative that teaches students the necessary skills to help cultivate character and maintain healthy relationships (2016)
- Teamed up with the Salvation Army to support several families during the holiday season (2015)
- Participated in the Ravens' annual Holiday Helpers event (2014-16)...Children selected from Baltimore City and Baltimore County were given the opportunity to shop with a Ravens' celebrity shopper at Target for holiday gifts
- Promotes PLAY 60, the NFL's movement to get children active for at least 60 minutes a day...Participated in PLAY 60 Challenge kickoff assemblies at Runnymede Elementary School (2015) and Sandymount Elementary School (2011)...Led youth football drills in the PLAY 60 Zone at the White House's annual Easter Egg Roll (2010)
- Koch helped to launch "Punts for a Purpose" program with the Wounded Warrior Amputee Football Team (2013)
- Joined teammates to outfit homeless men in suit apparel at the Helping Up Mission for a joint event with Jos. A. Bank (2011), participated in the annual Thanksgiving Dinner Distribution at Helping Up Mission homeless shelter (2011), and distributed coats at the shelter's 13th annual coat distribution event (2016)
- Consistently supports teammates' charitable endeavors, including Lardarius Webb's Celebrity Softball Game and Thanksgiving Distribution

4 SAM KOCH

2011: (BALTIMORE RAVENS – 16/0, 2/0)

- Punted 73 times for 3,393 yards, producing a 46.5 gross average...Recorded a long of 63 and placed 21 inside the 20-yard-line
- Averaged 47.6 yards per punt (13 for 619 yards) in the postseason, with a long of 64 (second longest in Ravens postseason history), and placed 2 inside the 20
- Punted 9 times for a career-high 470 yards (52.2 avg.), placing 3 inside the 20, at Jax. (10/24)
- Punted 5 times for 236 yards (47.2 avg.) in the 35-7 victory vs. Pit. (9/11)...Also scored the first points of his career on a fake PAT, running for a 2-point conversion

2010: (BALTIMORE RAVENS – 16/0, 2/0)

- Was second in the NFL with a career-high and franchise-record-tying 39 punts inside the 20 (Kyle Richardson in 1999) while punting 81 times for 3,530 yards (43.6 avg.)... Ranked second in the AFC with a 39.2 net average
- Punted 5 times for 238 yards (47.6 avg.), including a then-postseason career-long 59-yard boot, in the Divisional Playoff at Ind. (1/16/10)
- Blasted 7 punts for 318 yards (45.4 avg.) and placed a career-high-tying 5 in the 20 in the OT win at Hou. (12/13)
- Punted 5 times (moving into first place for the most punts in franchise history) for 233 yards (46.6 avg.) at Car. (11/21)
- Did not punt, but completed a pass on a fake punt to CB Cary Williams (13 yards) to convert a fourth-and-10 in the 26-10 win vs. Mia. (11/7)
- Punted 5 times for 221 yards (44.2 avg.), placing 3 inside the 20 to become the Ravens' all-time leader with his 129th (Kyle Richardson - 128) in the 37-34 victory vs. Buf. (10/24)
- Booted 9 punts for 404 yards (44.9 avg.), placing a career-high-tying 5 kicks inside the 20 at NE (10/17)

2009: (BALTIMORE RAVENS – 16/0, 2/0)

- Punted 73 times for 3,188 yards (43.7 avg.), placing 26 inside the 20...Posted a 37.9-yard net average
- Punted 7 times for 293 yards (41.9 avg.), placing 4 inside the 20, in the 16-0 win at Cle. (11/16)

2008: (BALTIMORE RAVENS – 16/0, 3/0)

- Finished ninth in the NFL with a 45.0 gross average and ranked fifth in the league with a 39.9 net average
- Led the AFC and was second in the NFL by placing a then-career-high 34 punts inside the 20...Also led the NFL with 18 punts inside the 10...Blasted a career-high and team-record 74-yarder at Houston on 11/9

- Earned AFC Special Teams Player of the Week honors, punting 5 times (52.2 avg.), with a long of 61 and 2 inside the 20, at Dal. (12/20)...Carried the ball (first-career rush) for a 9-yard first down on a fourth-and-6 fake FG
- Booted 4 punts for 200 yards (50.0-yard average), with a franchise-record and career-long 74-yarder at Hou. (11/9)

2007: (BALTIMORE RAVENS – 16/0)

- Punted 78 times for 3,397 yards (43.6 avg.) and placed 20 inside the 20...Added 1 special teams tackle
- Punted a career-high 10 times for 436 yards (43.6 avg.), with a long of 55 in game 8 at Pit. (11/5)

2006: (BALTIMORE RAVENS – 16/0, 1/0)

- Punted 86 times for 3,695 yards (43.0 avg.) and placed 30 inside the 20 (fourth most in the NFL)...Tied (Donnie Jones, Mia.) with the second-most punts downed inside the 10-yard line (12) and tied for the NFL's second-fewest TBs (3)
- Saw action in his first-career game when he kicked off 6 times and booted 6 punts for 282 yards (47.0 avg.), including a long of 56, at TB (9/10)

— COLLEGE —

- Walked on (earned a scholarship before the 2004 season) and played in 30 games at Nebraska, posting a 44.1 career gross average, a Big 12-record 84-yard career long and 56 kicks inside the 20...Redshirted as a freshman (2001)
- Ranked second nationally in gross (46.5 – school record) and net (39.9) averages, earning first-team All-American (*NationalChamps.net*), first-team All-Big 12 (*Kansas City Star*) and honorable mention All-Big 12 honors (*Associated Press* and coaches)...Was a Ray Guy Award semifinalist
- Earned a degree in business administration

— HIGH SCHOOL —

- Prepped at Seward (NE) HS, where he played LB, FB and TE in addition to handling all kicking duties...Also played soccer, basketball and baseball

2016

GAME-BY-GAME PUNTING

RAVENS

Date/Opp.	No.	Yards	Avg.	Net Avg.	LG	In 20	TB	BLK
9/11 vs. Buf.	3	128	42.7	35.7	46	0	0	0
9/18 @ Cle.	3	141	47.0	42.7	60	2	0	0
9/25 @ Jax.	5	243	48.6	38.4	54	1	0	0
10/2 vs. Oak.	7	342	48.9	33.1	59	1	1	0
10/9 vs. Was.	8	381	47.6	34.0	68	2	1	0
10/16 @ NYG	5	239	47.8	45.6	60	3	0	0
10/23 @ NYJ	6	305	50.8	47.8	59	3	0	0
11/6 vs. Pit.	9	380	42.2	41.7	48	5	0	0
11/10 vs. Cle.	4	184	46.0	41.5	50	3	1	0
11/20 @ Dal.	5	237	47.4	38.6	59	2	1	0
11/27 vs. Cin.	5	222	44.4	42.2	63	4	0	0
12/4 vs. Mia.	3	93	31.0	31.0	43	2	0	0
12/12 @ NE	6	289	48.2	47.0	65	3	0	0
12/18 vs. Phi.	4	197	49.3	38.8	60	1	1	0
12/25 @ Pit.	3	109	36.3	36.3	43	3	0	0
1/1/17 @ Cin.	4	175	43.8	40.0	68	2	0	0
Totals	80	3,665	45.8	39.9	68	37	5	0

4 SAM KOCH

REGULAR SEASON

Year	Team	GP	GS	No.	Yards	Avg.	Net Avg.	LG	In 20	TB	BLK
2006	Baltimore	16	0	86	3,695	43.0	37.6	61	30	3	0
2007	Baltimore	16	0	78	3,397	43.6	36.0	64	20	9	1
2008	Baltimore	16	0	84	3,777	45.0	39.9	74	34	9	0
2009	Baltimore	16	0	73	3,188	43.7	37.9	60	26	5	1
2010	Baltimore	16	0	81	3,530	43.6	39.2	60	39	4	0
2011	Baltimore	16	0	73	3,393	46.5	38.6	63	21	9	0
2012	Baltimore	16	0	83	3,911	47.1	40.8	60	28	7	0
2013	Baltimore	16	0	90	4,138	46.0	38.9	69	27	9	1
2014	Baltimore	16	0	60	2,841	47.4	#43.3	73	26	4	0
2015	Baltimore	16	0	74	3,454	46.7	42.9	67	29	5	0
2016	Baltimore	16	0	80	3,665	45.8	40.0	68	37	5	0
Totals		176	0	862	38,989	45.2	39.4	74	317	69	3

LED NFL

SPECIAL TEAMS TACKLES (14): 2006 (2); 2007 (1); 2008 (3); 2010 (1); 2011 (1); 2012 (3); 2013 (1); 2015 (1); 2016 (1)

CAREER SINGLE-GAME HIGHS (REGULAR SEASON)

Punts: 10 (11/5/07 at Pit.)
Longest: 74 (11/9/08 at Hou.)
Inside 20: 5 4 times (last: 11/6/16 vs. Pit.)
Net Avg.: 62.0, 2-122 (11/1/15 vs. SD)
Gross Avg.: 63.0, 2-126 (11/24/14 at NO)

Additional Statistics: Scored his first-career TD, a 7-yard scramble, on a fake FGA vs. Oak. (11/11/12); Rushed 10 yards for a first down at Cin. (12/30/12); Completed a 13-yard pass on a fake punt vs. Min. (11/7/10); Scored a 2-point conversion on a fake PAT vs. Pit. (9/11/11); Rushed for 7 yards on a fake punt vs. KC (12/20/15)

POSTSEASON

Year	Team	GP	GS	No.	Yards	Avg.	Net Avg.	LG	In 20	TB	BLK
2006	Baltimore	1	0	5	190	38.0	27.4	47	1	1	0
2008	Baltimore	3	0	20	845	42.3	38.1	52	7	2	0
2009	Baltimore	2	0	9	374	41.6	35.2	59	3	0	0
2010	Baltimore	2	0	6	277	46.2	39.2	61	4	1	0
2011	Baltimore	2	0	13	619	47.6	43.7	64	2	2	0
2012	Baltimore	4	0	22	1,013	46.0	34.3	60	8	4	0
2014	Baltimore	2	0	5	250	50.0	34.2	53	0	0	1
Totals		16	0	80	3,568	44.6	36.8	64	25	10	1

INSIDE THE 20 SUCCESS

P Sam Koch is the Ravens' all-time leader in punts inside the 20 (currently has 317 during his career). In 2010, he posted a career-high 39 boots inside the 20, which were the NFL's second most and tie for 11th best all time in league history. In 2016, Koch's 37 punts inside the 20 ranked third (tied) in the NFL.

PUNTS INSIDE THE 20 (Ravens History)

Rk.	Player	In 20
1.	Sam Koch	317
2.	Kyle Richardson	128
3.	Dave Zastudil	89
4.	Greg Montgomery	47

PUNTS INSIDE THE 20 (2016 NFL Season)

Rk.	Player	In 20
1.	Johnny Hekker (LAR)	51
2.	Dustin Colquitt (KC)	38
3.	Sam Koch (Bal.)	37
	Bryan Anger (TB)	37

PIN 'EM DEEP

Dating back to 2006, when he entered the NFL, Sam Koch's 317 punts inside the 20 rank second in the NFL.

NFL PUNTS INSIDE THE 20 (Since 2006 / Entering 2017 Season)

Rk.	Player	In 20
1.	Dustin Colquitt (KC)	364
2.	Sam Koch (Bal.)	317
3.	Donnie Jones (Phi.)	306

DURABLE RAVENS

P Sam Koch (176) has not missed a game in his NFL career, a streak that ranks first in Ravens history.

RAVENS CONSECUTIVE GAMES PLAYED / CURRENT STREAKS

Rk.	Player	Games
1.	Sam Koch	176
2.	Justin Tucker	80
3.	Anthony Levine Sr.	64

RAVENS CONSECUTIVE GAMES PLAYED / ALL-TIME STREAKS

Rk.	Player	Games	Years
1.	Sam Koch	176	2006-present
2.	Jarret Johnson	129	2003-11
3.	Joe Flacco	122	2008-2015
4.	Peter Boulware	111	1997-2003
5.	Matt Stover	110	2002-08

BALTIMORE RAVENS MOST ALL-TIME GAMES PLAYED

Rk.	Player	Games	Years
1.	Ray Lewis	228	1996-2012
2.	Matt Stover	207	1996-2008
3.	Terrell Suggs	197	2003-present
4.	Jonathan Ogden	177	1996-2007
5.	Sam Koch	176	2006-present

41

DEFENSIVE BACK
5-11 209



ANTHONY LEVINE SR.

COLLEGE: TENNESSEE STATE HS: RJ REYNOLDS (WINSTON-SALEM, NC)
BORN: 3/27/87, ABBEVILLE, LA
EXP. (NFL/RAVENS): 6/6 GP/GS (PLAYOFFS): 66/3 (2/0)



TOGETHER

— KEY TRANSACTIONS —

- Re-signed (UFA) with Baltimore on 3/15/17
- Re-signed with the Ravens on 3/12/15
- Elevated to the Ravens' active roster on 11/17/12
- Signed to the Ravens' practice squad on 9/3/12
- Originally signed with the Packers as a RFA on 5/3/10

— CAREER HIGHLIGHTS —

- Posted 6 special teams stops for one of the league's top punt return coverage units in 2015
- Started and led the team with a career-high 10 tackles (6 solo) vs. SD (11/30/14)
- Started his first-career game (at CB) and recorded his first-career tackle (finished with 4) and PD (had 2) for a defense that allowed just 45 total yards in the second half in the 21-7 victory vs. Ten. (11/9/14)
- Finished second on the team with a career-high 11 special teams tackles in 2013

— SEASON RECAPS —

2016: (BALTIMORE RAVENS – 16/0)

- Recorded 4 special teams tackles and 7 stops (4 solo) and 1 PD from scrimmage for a defense that finished first in the league with 18 INTs (tied, SD and KC), allowed the NFL's fifth-fewest rushing yards (89.4 ypg) and was the league's seventh-ranked unit (322.1 ypg)...Baltimore is one of three teams (Den. & Sea.) to rank in the NFL's Top 10 in total defense in each of the past three seasons
- Posted 1 tackle from scrimmage for a defense that allowed 277 total yards in the 38-6 win vs. Mia. (12/4)

- Tallied a season-high 3 tackles from scrimmage for a defense that held the Giants to 38 rushing yards and didn't allow a rushing first down for just the fifth time in franchise history at NYG (10/16)
- Recorded 1 special teams tackle and 1 tackle from scrimmage for a unit that limited the Jaguars to 216 yards of total offense in the 19-17 win at Jax. (9/25)

2015: (BALTIMORE RAVENS – 16/0)

- Posted 6 special teams stops for one of the league's top punt return coverage units, which allowed just 5.0 yards per return (No. 2 in NFL)
- Helped block for S Will Hill III's game-winning TD return on DE Brent Urban's blocked FGA at Cle. (11/30)
- Posted 1 ST tackle in the 16-13 victory vs. STL (11/22)
- Played from scrimmage and on special teams vs. Cin. (9/27)...Rushed for 3 yards on a fake punt, successfully converting a first down

2014: (BALTIMORE RAVENS – 16/3, 2/0)

- Played both safety and CB, recording 23 tackles (16 solo) and 4 PD for a defense that allowed the NFL's sixth-fewest points per game (18.9)...Also netted 6 special teams stops
- Played in both postseason contests, recording 3 solo tackles for a defense that produced 7 sacks and allowed just 82 rushing yards in two playoff games
- Started and led the team with a career-high 10 tackles (6 solo) vs. SD (11/30)
- Started and posted 9 tackles, including a career-high 8 solo stops, adding 1 PD, at NO (11/24)
- Started his first-career game (at CB) and recorded his first-career tackles (4) and PD (2) vs. Ten. (11/9)

— LEVINE SR.'S COMMUNITY IMPACT —

- As part of the Ravens Foundation's annual signature project, volunteered to help renew and transform Mary Ann Winterling (Baltimore City) Elementary School, assisting with landscaping, painting and a field day for the school's children (2017)
- Annually involved in various events to promote PLAY 60, the NFL movement for an active generation... Events included the Hispanic Heritage Youth Football Clinic in downtown Baltimore and the Ravens TEAM Challenge Hometown Huddle at M&T Bank Stadium
- Served as a celebrity shopper in the Ravens' 11th annual Holiday Helpers event, hosted by Steve Smith Sr....Children selected from the Baltimore County Police Athletic League were given the opportunity to shop with the Ravens at Target for holiday gifts (2015)
- Helped distribute turkeys to families in need at the Webster Kendrick Boys & Girls Club during Lardarius Webb's fifth annual Turkey Drive (2014)
- Consistently supports teammates' and the Ravens' charitable initiatives by attending Webb's Annual Celebrity Softball Game and former Ravens Chris Canty and Jameel McClain's annual 53 Families Thanksgiving Dinner



41 ANTHONY LEVINE SR.

2013: (BALTIMORE RAVENS – 16/0)

- Played in all 16 games for the first time, finishing second on the team with a career-high 11 special teams tackles
- Tied for the team lead with 2 solo ST tackles at Cin. (12/29)
- Led the team with a career-high 3 ST tackles in the 19-3 win vs. NYJ (11/24)

2012: (BALTIMORE RAVENS – 2/0, 0/0)

- Saw his first-career NFL action and had 1 special teams tackle...Placed on Injured Reserve (shoulder) on 11/26
- Saw action on special teams and posted his first-career ST tackle in the 16-13 OT victory at SD (11/25)
- Made his NFL debut in the 13-10 victory at Pit. (11/18)

2010-11: (GREEN BAY PACKERS – 0/0, 0/0)

- Spent the majority of the 2010 and 2011 seasons on the Packers' practice squad...Originally signed by Green Bay as a rookie free agent on 5/3/10

— COLLEGE —

- Completed in 40 games (24 starts) at Tennessee State, totaling 129 tackles (80 solo), 5 INTs, 7 PD and 1 FR
- Earned second-team All-Ohio Valley Conference honors after recording 48 tackles (32 solo), 3 TFL, 2 INTs and 1 PD as a senior in 2009
- Graduated with a degree in psychology

— HIGH SCHOOL —

- Prepped at RJ Reynolds (Winston-Salem, NC) HS, where he earned All-State (KR/PR) and All-Conference (WR) honors and was named to the North Carolina High School All-Star West Team (LB) as a senior
- Was also a member of Winston-Salem's championship track team, running the 100- and 200-meter dashes and 4x100- and 4x200-meter relays



2016

GAME-BY-GAME DEFENSE RAVENS

Date/Opp.	TT	Solo	Asst.	Sacks	INT	PD	FF	FR
9/11 vs. Buf.	1	1	0	0-0	0-0	0	0	0
9/18 @ Cle.	0	0	0	0-0	0-0	0	0	0
9/25 @ Jax.	1	0	1	0-0	0-0	0	0	0
10/2 vs. Oak.	0	0	0	0-0	0-0	0	0	0
10/9 vs. Was.	1	1	0	0-0	0-0	0	0	0
10/16 @ NYG	3	2	1	0-0	0-0	0	0	0
10/23 @ NYJ	0	0	0	0-0	0-0	1	0	0
11/6 vs. Pit.	0	0	0	0-0	0-0	0	0	0
11/10 vs. Cle.	0	0	0	0-0	0-0	0	0	0
11/20 @ Dal.	SAW ACTION ON SPECIAL TEAMS							
11/27 vs. Cin.	SAW ACTION ON SPECIAL TEAMS							
12/4 vs. Mia.	1	0	1	0-0	0-0	0	0	0
12/12 @ NE	0	0	0	0-0	0-0	0	0	0
12/18 vs. Phi.	SAW ACTION ON SPECIAL TEAMS							
12/25 @ Pit.	SAW ACTION ON SPECIAL TEAMS							
1/1/17 @ Cin.	0	0	0	0-0	0-0	0	0	0
Totals	7	4	3	0-0	0-0	1	0	0

REGULAR SEASON

Year	Team	GP	GS	TACKLES			SACKS		INTERCEPTIONS				FUMBLES				
				TT	Solo	Asst.	No.	Yards	No.	Yards	LG	TD	PD	FF	FR	Yards	
2012	Baltimore	2	0	0	0	0	0.0	0.0	0	0	0	0	0	0	0	0	0
2013	Baltimore	16	0	0	0	0	0.0	0.0	0	0	0	0	0	0	0	0	0
2014	Baltimore	16	3	23	16	7	0.0	0.0	0	0	0	0	3	0	0	0	0
2015	Baltimore	16	0	1	1	0	0.0	0.0	0	0	0	0	0	0	0	0	0
2016	Baltimore	16	0	7	4	3	0.0	0.0	0	0	0	0	1	0	0	0	0
Totals		66	3	31	21	10	0.0	0.0	0	0	0	0	4	0	0	0	0

SPECIAL TEAMS TACKLES (28): 2012 (1); 2013 (11); 2014 (6); 2015 (6); 2016 (4)

CAREER SINGLE-GAME HIGHS (REGULAR SEASON)

Total Tackles: 10 (11/30/14 vs. SD)	INTs: None	Forced Fumbles: None
Solo Tackles: 8 (11/24/14 at NO)	Passes Defensed: 2 (11/9/14 vs. Ten.)	Fumble Recoveries: None
Sacks: None		

Additional Statistics: Rushed for 3 yards, converting a first down on a fake punt, vs. Cin. (9/27/15); Has a FF on special teams at SF (10/18/15)

POSTSEASON

Year	Team	GP	GS	TACKLES			SACKS		INTERCEPTIONS				FUMBLES				
				TT	Solo	Asst.	No.	Yards	No.	Yards	LG	TD	PD	FF	FR	Yards	
2012	Baltimore	0	0	INJURED RESERVE - SHOULDER			--	--	--	--	--	--	--	--	--	--	--
2014	Baltimore	2	0	3	3	0	0.0	0.0	0	0	0	0	0	0	0	0	0
Totals		2	0	3	3	0	0.0	0.0	0	0	0	0	0	0	0	0	0

72

GUARD/TACKLE
6-6 | 315

ALEX LEWIS

COLLEGE: NEBRASKA HS: MOUNTAIN POINTE (TEMPE, AZ)

BORN: 4/21/92, TEMPE, AZ

EXP. (NFL/RAVENS): 2/2 GP/GS (PLAYOFFS): 10/8



TOGETHER

— KEY TRANSACTIONS —

- Originally selected by the Ravens in the fourth round (130th overall) of the 2016 NFL Draft...Lewis was the third of five picks in the round

— CAREER HIGHLIGHTS —

- Started 26-consecutive games at Nebraska...Sat out the 2013 season after transferring from Colorado, where he saw action in 24 games over two seasons (2011-12)
- In 2015, helped the Huskers' offense average 32.8 points, 266.9 passing yards and 446.9 total yards of offense per game, ranking in the Big Ten's Top 3 in each category

— PERSONAL —

- Voted team captain in 2015, becoming the third family in Nebraska history to have both father (Bill) and son serve in the same role
- Father, Bill, earned All-American honors as a center and served as team captain for Nebraska (1981-85)...Went on to play in the NFL for seven seasons (1986-88;1990-93) with the Los Angeles Raiders, Phoenix Cardinals and New England Patriots...Also played one season in the CFL (1995) for the Memphis Mad Dogs and was coached by Ravens offensive line coach Joe D'Alessandris, who served in the same role for the Mad Dogs
- Mother, Kimberly, attended Nebraska and was on the dance team...Also founded the Phoenix Suns Dance Team
- Is an avid craftsman and woodworker

— SEASON RECAPS —

2016: (BALTIMORE RAVENS – 10/8)

- Started eight games at LG and two games at LT (filling in for an injured T Ronnie Stanley) in his rookie season...Part of an offensive line that helped protect QB Joe Flacco, allowing him to register a career-high 64.9 completion percentage and throw for a franchise-record 4,317 yards
- Missed one game due to a concussion and five games with an ankle injury...Returned from injury for the season's final game at Cin. (1/1/17)
- Missed his first NFL game with an ankle injury at Dal. (11/20) and was out for several weeks while rehabbing
- Started at LG as part of an O-line that helped the offense generate 396 yards of total offense and a season-high 28 points in a 28-7 win vs. Cle. (11/10)...Left the game in the third quarter after suffering an ankle injury
- Started at LT for an injured Ronnie Stanley and protected QB Joe Flacco, allowing him to record his 28th-career 300-yard passing game (307 yards) at NYG (10/16)
- Started at LT for an injured Ronnie Stanley vs. Was. (10/9)

- Started at LG for an offense that did not allow a sack and scored 23 unanswered points in a 25-20, come-from-behind win at Cle. (9/18)...It (20 points) marked the Ravens' second-largest comeback victory in team history
- Recorded his first-career start and protected QB Joe Flacco, who went 22-of-33 for 258 yards and 1 TD, in the 13-7 season-opening victory vs. Buf. (9/11)

— COLLEGE —

- Started 26-consecutive games at Nebraska...Sat out the 2013 season after transferring from Colorado, where he saw action in 24 games over two seasons (2011-12)
- Earned second-team All-Big Ten honors by coaches in 2015, helping the Huskers' attack average 32.8 points, 266.9 passing yards and 446.9 total yards of offense per game, ranking in the Big Ten's Top 3 in each category
- Helped Nebraska produce 3,360 rushing yards on the season in 2014...The Huskers tallied 5,880 yards and 64 TDs overall, ranking No. 31 nationally in total offense
- Earned sophomore All-American honorable mention honors while playing for Colorado after allowing just two sacks, which was second fewest on the team
- Appeared in all 12 games as a freshman at Colorado, helping the offense amass 1,413 rushing yards
- Graduated with a sociology degree

— HIGH SCHOOL —

- Prepped at Mountain Pointe (Tempe, AZ) HS, where as a senior, he earned first-team All-State, All-City and All-5A East Valley honors after blocking for two teammates who rushed for 1,700-plus yards and a combined 51 TDs
- Part of a team that went undefeated in the 2010 regular season (10-0), earning a trip to the regional championship
- Saw action at guard and DT as a junior in 2009, recording 25 tackles, 4 sacks and 1 FR...Earned first-team All-City and All-5A East Valley honors
- Also played Lacrosse



— LEWIS' COMMUNITY IMPACT —

- Is a proponent of helping rescue animals, particularly dogs, at local shelters...Took part in the Show Your Soft Side campaign by participating in the fourth-annual Pawjct Runway event (2017)
- Joined the Ravens, United Way of Central Maryland, Verizon Wireless and EverFi to launch Character Playbook at Maree Garnett Farring Elementary/Middle School, a learning initiative that teaches students skills to cultivate character and maintain healthy relationships (2016)

18

WIDE RECEIVER
6-0 | 198



JEREMY MACLIN

COLLEGE: MISSOURI HS: KIRKWOOD (MO)

BORN: 5/11/88, KIRKWOOD, MO

EXP. (NFL/RAVENS): 9/1 GP/GS (PLAYOFFS): 102/100 (5/5)



TOGETHER

— KEY TRANSACTIONS —

- Signed with Baltimore as a free agent on 6/13/17
- Signed with the Chiefs on 3/10/15
- Re-signed with Philadelphia on 2/28/14
- Originally selected by the Eagles in the first round (19th overall) of the 2009 NFL Draft

— HONORS —

- Pro Bowler (2014)
- Earned Philadelphia's Ed Block Courage Award after returning from an ACL injury (2014)
- NFC Offensive Player of The Week (Week 9, 2014)

— CAREER HIGHLIGHTS —

- Entering 2017, has produced 6,395 receiving yards and 46 TDs on 474 receptions
- Has twice posted 80-catch, 1,000-yard receiving seasons, doing so in 2014 (85 for 1,318) and in 2015 (87 for 1,088)
- His 87 receptions in 2015 stand as a career high and set the Chiefs' single-season record by a WR
- In 2015, led the Chiefs in receiving yards (1,088), catches (87) and receiving TDs (8) in his first season with KC
- In 2014, earned his first-career Pro Bowl nod after posting a career-high 1,318 receiving yards and a career-best-tying 10 TDs on 85 receptions with Philadelphia

— PERSONAL —

- Married his wife, Adia, in May 2017...Adia is originally from Baltimore and attended Hilton Elementary School
- Dealt with a difficult upbringing growing up, eventually moving in with his youth football coach in high school... Maclin's struggles helped inspire him to create the JMac Gives Back Foundation, which is dedicated to helping children and families in alternative living situations
- Wrote a weekly post for *GQ.com* in 2011, providing readers with a behind-the-scenes look of the Eagles' season and life off the field for a young NFL star

— SEASON RECAPS —

2016: (KANSAS CITY CHIEFS – 12/12, 1/1)

- Produced 536 yards and 2 TDs on 44 receptions, helping the Chiefs earn a playoff berth...Missed four games with a groin injury
- Led the team with 82 yards on 6 receptions at Pit. (10/2)
- Secured a fourth-quarter TD pass and posted 5 catches for 63 yards, helping the Chiefs erase a 17-point deficit in a 33-27 season-opening OT win vs. SD (9/11)

2015: (KANSAS CITY CHIEFS – 15/15, 2/2)

- Recorded team-highs in receptions (87, a new KC record by a WR), receiving yards (1,088) and receiving TDs (8)
- Tallied 5 catches for 52 yards in Kansas City's two playoff games, including a 30-0 Wild Card win at Hou. (1/9/16)
- Posted a season-high 160 receiving yards on 9 catches in a 30-22 victory vs. Buf. (11/29)
- Tallied back-to-back 100-yard receiving games in Week 3 and Week 4, totaling 11 receptions for 148 yards at Cin. (10/4) and 8 catches for 141 yards and 1 TD at GB (9/28)

2014: (PHILADELPHIA EAGLES – 16/16)

- Earned his first Pro Bowl nod after tallying a career-high 1,318 yards and 10 TDs on 85 receptions (15.5 avg.)
- Earned NFC Offensive Player of the Week after hauling in 6 catches for 158 yards (26.3 avg.) and 2 TDs at Hou. (11/2)
- Posted 12 receptions for a career-high 187 yards and 2 TDs at Ari. (10/26)

2013: (PHILADELPHIA EAGLES – 0/0, INJURED RESERVE)

- Missed the entire season after suffering a knee injury in training camp

2012: (PHILADELPHIA EAGLES – 15/15)

- Registered team-highs in all receiving categories with 69 catches for 857 yards and 7 TDs
- Scored the game-winning TD on a 1-yard reception with 0:00 remaining and had 9 catches for 104 yards at TB (12/9)

2011: (PHILADELPHIA EAGLES – 13/13)

- Led the team with 63 receptions for 859 yards and 5 TDs
- Posted team highs with 105 receiving yards on 8 catches in a 34-10 win vs. Was. (1/1/12)
- Secured a career-high 13 receptions for 171 yards and 2 TDs at Atl. (9/18)

2010: (PHILADELPHIA EAGLES – 16/16, 1/1)

- Registered 964 receiving yards and a team-high 10 TDs on 74 catches, also adding 36 rushing yards on 3 carries
- Recorded 7 catches for 159 yards and 2 TDs, including a career-long 83-yard score, in a 31-17 win vs. Atl. (10/17)
- Caught 4 passes for 83 yards and 2 TDs at Jax. (9/26)

2009: (PHILADELPHIA EAGLES – 15/13, 1/1)

- Produced 56 receptions for 773 yards and 4 TDs as a rookie
- Tallied 7 catches for 146 yards (20.9 avg.) and 1 TD in the Wild Card Playoff game at Dal. (1/9/10)
- Recorded his first-career 100-yard game when he tallied 6 catches for 142 yards and 2 TDs vs. TB (10/11)

18 JEREMY MACLIN

2016

GAME-BY-GAME OFFENSE

Date/Opp.	CHIEFS					RECEIVING					RUSHING				
	No.	Yds.	Avg.	LG	TD	No.	Yds.	Avg.	LG	TD	No.	Yds.	Avg.	LG	TD
9/11 vs. SD	5	63	12.6	22	1	0	0	0.0	0	0	0	0	0.0	0	0
9/18 @ Hou.	6	68	11.3	17	0	0	0	0.0	0	0	0	0	0.0	0	0
9/25 vs. NYJ	4	35	8.8	17	0	0	0	0.0	0	0	0	0	0.0	0	0
10/2 @ Pit.	5	78	15.6	20	0	0	0	0.0	0	0	0	0	0.0	0	0
10/16 @ Oak.	3	49	16.3	38	0	0	0	0.0	0	0	0	0	0.0	0	0
10/23 vs. NO	4	40	10.0	13	0	0	0	0.0	0	0	0	0	0.0	0	0
10/30 @ Ind.	3	43	14.3	28	1	0	0	0.0	0	0	0	0	0.0	0	0
11/6 vs. Jac.	0	0	0.0	0	0	0	0	0.0	0	0	0	0	0.0	0	0
11/13 @ Car.	INACTIVE - GROIN					0	0	0.0	0	0	0	0	0.0	0	0
11/20 vs. TB	INACTIVE - GROIN					0	0	0.0	0	0	0	0	0.0	0	0
11/27 @ Den.	INACTIVE - GROIN					0	0	0.0	0	0	0	0	0.0	0	0
12/4 @ Atl.	INACTIVE - GROIN					0	0	0.0	0	0	0	0	0.0	0	0
12/8 vs. Oak.	1	16	16.0	16	0	0	0	0.0	0	0	0	0	0.0	0	0
12/18 vs. Ten.	6	82	13.7	44	0	0	0	0.0	0	0	0	0	0.0	0	0
12/25 vs. Den.	3	9	3.0	5	0	0	0	0.0	0	0	0	0	0.0	0	0
1/1/17 @ SD	4	53	13.3	23	0	0	0	0.0	0	0	0	0	0.0	0	0
Totals	44	536	12.2	44	2	1	-1	-1.0	-1	0	0	0	0.0	0	0
Playoffs															
1/15/17 vs. Pit.	2	28	14.0	20	0	0	0	0.0	0	0	0	0	0.0	0	0
Totals	2	28	14.0	20	0	0	0	0.0	0	0	0	0	0.0	0	0

— COLLEGE —

- Played in 28 games (26 starts) at Missouri and scored 33 TDs over two seasons (22 receiving, 6 rushing, 3 PRs and 2 KORs), becoming the first player in school history to score all four ways
- Named *Associated Press* first-team All-American as a redshirt sophomore in 2008 as both a wide receiver and an all-purpose player after recording 2,833 all-purpose yards
- Tallied 2,776 all-purpose yards in 2007, setting an NCAA Division I-A single-season freshman record...Recorded 1,055 receiving, 375 rushing, 1,039 KOR and 307 PR yards

— HIGH SCHOOL —

- Prepped at Kirkwood (MO) HS, where he accumulated a total of 55 career TDs as a WR, DB and RS
- Named first-team All-County, All-League and All-Area as a senior, recording 64 receptions for 1,150 yards and 13 TDs
- Lettered in track, football and basketball

— MACLIN'S COMMUNITY IMPACT —

- Started the JMac Gives Back foundation, a non-profit organization to assist youth and families forced into alternative living situations...Maclin's foundation hosts a football camp as well as "JMac's Back To School Pack" event, where he distributes backpacks to over 300 students from grades K-12
- Created the Jeremy Maclin Football Scholarship, which goes to a Missouri native, with preference given to a student-athlete who attended Kirkwood (MO) High School, Maclin's alma mater...Other focal points of the scholarship include a GPA of 3.5 or better and a student who is going through financial hardship



REGULAR SEASON

Year	Team	GP	GS	RECEIVING					RUSHING				
				No.	Yards	Avg.	LG	TD	No.	Yards	Avg.	LG	TD
2009	Philadelphia	15	13	56	773	13.8	56	4	2	-7	-3.5	-1	0
2010	Philadelphia	16	16	70	964	13.8	83t	*10	3	36	12.0	14	0
2011	Philadelphia	13	13	*63	859	13.6	59	*5	1	1	1.0	1	0
2012	Philadelphia	15	15	*69	*857	12.4	70t	*7	0	0	0	0	0
2013	Philadelphia	0	0	INJURED RESERVE - KNEE					--	--	--	--	--
2014	Philadelphia	16	16	*85	*1,318	*15.5	72	*10	0	0	0	0	0
2015	Kansas City	15	15	*87	*1,088	12.5	61	*8	3	14	4.7	18	0
2016	Kansas City	12	12	44	536	12.2	44	2	1	-1	-1.0	-1	0
Totals		102	100	474	6,395	13.5	83t	46	10	43	4.3	18	0

*LED TEAM

CAREER SINGLE-GAME HIGHS (REGULAR SEASON)

RECEIVING

Receptions: 13 (9/8/11 at Atl.)

Yardage: 187 (10/26/14 at Ari.)

Long Gain: 83t (10/17/10 vs. Atl.)

Touchdowns: 2 8 times (last: 12/6/15 at Oak.)

RUSHING

Carries: 1 10 times (last: 9/11/16 vs. SD)

Yardage: 18 (1/3/16 vs. Oak.)

Long Gain: 18 (last: 1/3/16 vs. Oak.)

Touchdowns: None

100-yard Receiving Games: 16 (last: 160 yards, 11/29/15 vs. Buf.)

Additional Statistics: Has recorded 17 PRs for 114 yards (6.7 avg.) and 8 KORs for 146 yards (18.3 avg.)

POSTSEASON

Year	Team	GP	GS	RECEIVING					RUSHING				
				No.	Yards	Avg.	LG	TD	No.	Yards	Avg.	LG	TD
2009	Philadelphia	1	1	7	146	20.9	76t	1	0	0	0.0	0	0
2010	Philadelphia	1	1	3	73	24.3	44	0	0	0	0.0	0	0
2015	Kansas City	2	2	5	52	10.4	16	0	0	0	0.0	0	0
2016	Kansas City	1	1	2	28	14.0	20	0	0	0	0.0	0	0
Totals		5	5	17	299	17.6	76t	1	0	0	0.0	0	0

15

QUARTERBACK
6-6 | 250



RYAN MALLET

COLLEGE: ARKANSAS HS: TEXAS (TEXARKANA, TX) HS
BORN: 6/5/88, TEXARKANA, TX
EXP. (NFL/RAVENS): 7/3 GP/GS (PLAYOFFS): 19/8 (0/0)



TOGETHER

— KEY TRANSACTIONS —

- Re-signed with Baltimore as an UFA on 3/15/17
- Signed with the Ravens on 12/15/15
- Re-signed with the Texans 3/10/15
- Traded by New England to Houston on 8/31/14
- Originally selected by the Patriots in the third round (74th overall) of the 2011 NFL Draft

— CAREER HIGHLIGHTS —

- Established single-season career highs in all passing categories in 2015: attempts (244), completions (136), yards (1,336), completion percentage (55.7) and TDs (5)
- Led Baltimore to a 20-17 win vs. Pittsburgh in his Ravens debut (12/27/15) just 12 days after joining the team
- Completed 27 passes for 244 yards on a career-high 58 attempts, including a career-long 58-yard connection, at Car. (9/20/15)...Also recorded his first-career rushing TD on a 6-yard scramble
- Completed his first-career TD passes (2, career high) in his first win as a starter, finishing 20-of-30 for 211 yards and a 95.3 rating, at Cle. (11/16/14)

— SEASON RECAPS —

2016: (BALTIMORE – 4/0)

- Appeared in four games while subbing for QB Joe Flacco, completing 50% of his passes (3 of 6) for 26 yards
- Completed 1 pass for 12 yards at Cin. (1/1/17)
- Subbed for QB Joe Flacco in the fourth quarter and completed 1 of 3 passing attempts for 5 yards before taking a quarterback kneel three times to end the game in the 38-6 win vs. Mia. (12/4)

- Subbed briefly for QB Joe Flacco (knee brace issues) and went 1-for-1 with a 9-yard completion with his first pass of the 2016 season
- Was active, but did not play in the Ravens' first seven games of the season

2015: (HOUSTON & BALTIMORE – 8/6)

- Started Baltimore's final two games (1-1 record), completing 58 of 97 passes (59.8%) for 566 yards, 2 TDs and 2 INTs for the league's No. 8 passing attack (266.9 ypg), which gained a single-season franchise-record 4,271 net passing yards
- Threw for 770 yards, 3 TDs and 4 INTs on 78-of-147 passing in six games (four starts) with Houston
- Completed 30 passes for 292 yards (both career highs) on 56 attempts, adding 1 TD at Cin. (1/3/16)...Led an offense that converted 12 of 20 (60%) third-down attempts
- Gained 274 yards on 28-of-41 passing (68.3%) and led a 15-play, 75-yard scoring drive (8-yard TD strike to WR Chris Matthews) on Baltimore's opening possession in the 20-17 victory vs. Pit. (12/27)...Marked the first time four different QBs have started a game in Ravens single-season history
- Posted 244 passing yards and 27 completions on a career-high 58 attempts, including a career-long 48-yarder, at Car. (9/20)...Also scored his first-career rushing TD
- Completed 8 of 13 passes for 98 yards, 1 TD and a 110.4 passer rating vs. KC (9/13)

2014: (HOUSTON TEXANS – 3/2)

- Recorded 400 yards, 2 TDs and 2 INTs on 41-of-75 passing before being placed on Injured Reserve (chest) on 11/26
- Started and completed 21 of 45 passes for 189 yards and 1 INT vs. Cin. (11/23)

2016

GAME-BY-GAME

RAVENS

Date/Opp.	PASSING										RUSHING				
	Att.	Comp.	Yards	Comp%	Yds/Att	TD	INT	LG	Sack/Lost	Rating	No.	Yards	Avg.	LG	TD
9/11 vs. Buf.															
9/18 @ Cle.															
9/25 @ Jax.															
10/2 vs. Oak.															
10/9 vs. Was.															
10/16 @ NYG															
10/23 @ NYJ															
11/6 vs. Pit.	1	1	9	100.0	9.00	0	0	9	0/0	104.2	0	0	0	0	0
11/10 vs. Cle.	0	0	0	0.0	0.00	0	0	0	0/0	0.0	2	-3	-1.5	-1	0
11/20 @ Dal.															
11/27 vs. Cin.															
12/4 vs. Mia.	3	1	5	33.3	1.67	0	0	5	0/0	42.4	3	-3	-1.0	-1	0
12/12 @ NE															
12/18 vs. Phi.															
12/25 @ Pit.															
1/1/17 @ Cin.	2	1	12	50.0	6.00	0	1	12	0/0	29.2	0	0	0.0	0	0
Totals	6	3	26	50.0	4.33	0	1	12	0/0	22.2	5	-6	-1.2	0	0

15 RYAN MALLETT

- Won his first-career start, throwing for 211 yards, 2 TDs (career high) and 1 INT on 20-of-30 passing for a 95.3 rating, at Cle. (11/16)
- Subbed for the final two offensive drives at Oak. (9/14)
- Was active but did not play in games 1 and 3-9

2013: (NEW ENGLAND PATRIOTS – 0/0, 0/0)

- Was active but did not play in any of the 16 regular season games and both playoff contests

2012: (NEW ENGLAND PATRIOTS – 4/0, 0/0)

- Saw action in four games: at STL (10/28), vs. Ind. (11/18), at NYJ (11/22) and vs. Hou. (12/10)
- Completed his first-career pass, a 17-yarder to RB Shane Vereen, in his NFL debut at STL (10/28)
- Was active but did not play in games 1-7, 9, 12, 14-16 and both playoff contests

2011: (NEW ENGLAND PATRIOTS – 0/0, 0/0)

- Was a gameday inactive for games 1-2, 4-16 and all three playoff contests
- Was active but did not play at Buf. (9/25)

— COLLEGE —

- Started all 26 games in which he played at Arkansas (2009-10), totaling 7,493 yards (second in school history), 62 TDs (school record) and 19 INTs on 491-of-814 passing (60.3%)... Became the second Razorback to throw for 7,000 career yards and the fourth SEC quarterback to post 3,000 yards and 30 TD passes in consecutive seasons

- Earned second-team All-SEC honors after completing 266 of 411 (64.7%) passes for single-season school records in passing yards (3,869) and TDs (32) as a junior in 2010... Set Arkansas single-game bowl records in attempts (47), completions (24) and TD passes (2, tied) during the 2011 Sugar Bowl against Ohio State
- Received second-team All-SEC accolades with 3,624 yards and 30 TDs on 225-of-403 passing as a sophomore in 2009
- Transferred to Arkansas from Michigan, where he played in 11 games (three starts), recording 893 yards, 7 TDs and 3 INTs...Hit WR Mario Manningham for the longest play in Michigan history (97 yards) vs. Wisconsin in 2007
- Earned a bachelor's degree in sociology

— HIGH SCHOOL —

- Attended Texas (Texarkana, TX) HS, where he registered 8,331 yards and 76 TDs on 526-of-938 passing
- Earned 2006 Texas Gatorade Player of the Year honors after completing 204-of-321 passes (63.36%) for 3,353 yards and 33 TDs (all school records) as a senior



— MALLETT'S COMMUNITY IMPACT —

- Supports teammates' charitable endeavors, including former teammate Steve Smith Sr. at his foundation's fashion show (2016)

REGULAR SEASON

Year	Team	GP	GS	PASSING										RUSHING				
				Att.	Comp.	Yards	Comp%	Yds/Att	TD	INT	LG	Sack/Lost	Rating	No.	Yards	Avg.	LG	TD
2011	New England	0	0	0	0	0	0.0	0.00	0	0	0	0/0	0.0	0	0	0.0	0	0
2012	New England	4	0	4	1	17	25.0	4.25	0	1	17	0/0	5.2	8	-9	-1.1	-1	0
2013	New England	0	0	0	0	0	0.0	0.00	0	0	0	0/0	0.0	0	0	0.0	0	0
2014	Houston	3	2	75	41	400	54.7	5.33	2	2	41	1/5	67.6	6	-2	-0.3	2	0
2015	Hou./Bal.*	8	6	244	136	1,336	55.7	5.48	5	6	48	6/32	67.9	5	15	3.0	6t	1
2016	Baltimore	4	0	6	3	26	50.0	4.33	0	1	12	0/0	22.2	5	-6	-1.2	0	0
Totals		19	8	329	181	1,779	55.0	5.41	7	10	48	7/37	64.9	24	-2	-0.1	6t	1

*PLAYED 6 GAMES (4 STARTS) OF THE 2015 SEASON WITH HOU.

CAREER SINGLE-GAME HIGHS (REGULAR SEASON)

Most Attempts:

58 (9/20/15 at Car.)

Most Yards Passing:

292 (1/3/16 at Cin.)

Longest Gain:

48 (9/20/15 at Car.)

Most Completions:

30 (1/3/16 at Cin.)

Most Touchdowns:

2 (11/16/14 at Cle.)

QB Rating:

110.4 (9/13/15 vs. KC)

Most Carries / Rushing Yards:

4 (11/16/14 at Cle.) / 6 2 times (last: 9/20/15 at Car.)

Longest Gain Rushing:

6 2 times (last: 9/20/15 at Car.)

Most Rushing Touchdowns:

1 (9/20/15 at Car.)

13

WIDE RECEIVER
6-5 | 241

CHRIS MATTHEWS

COLLEGE: KENTUCKY HS: DORSEY HIGH (LOS ANGELES, CA)

BORN: 10/6/89, LONG BEACH, CA

EXP. (NFL/RAVENS): 3/3 GP/GS (PLAYOFFS): 16/0 (3/0)



TOGETHER

— KEY TRANSACTIONS —

- Elevated to the Ravens' 53-man roster on 12/12/15
- Signed to Baltimore's practice squad on 11/23/15
- Elevated to the Seahawks' 53-man roster on 12/6/14
- Originally signed with Cleveland as a RFA on 7/30/11

— CAREER HIGHLIGHTS —

- Set career highs in receiving yards (51) and catches (4), matching a career-long 21-yard catch, at Cin. (1/3/16)
- Posted his first-career receptions, finishing with 109 yards and 1 TD on 4 catches, while with Seattle in Super Bowl XLIX vs. New England (2/1/15)
- Recovered an onside kick with 2:07 left in Seattle's come-from-behind NFC Championship win vs. GB (1/18/15)
- Played for the CFL's Winnipeg Blue Bombers (2012-13) and earned the league's Most Outstanding Rookie award after posting 1,192 yards and 7 TDs on 81 receptions in his first season with the team

— PERSONAL —

- Cousin of Hall of Fame defensive lineman Reggie White

— SEASON RECAPS —

2016: (BALTIMORE RAVENS – 0/0, INJURED RESERVE)

- Spent the entire season on Injured Reserve after tearing a ligament in his thumb in a preseason contest

2015: (SEATTLE & BALTIMORE – 13/0)

- Posted 97 yards and 1 TD on 9 receptions in four games for

the Ravens, who gained a single-season franchise-record 4,271 net passing yards

- Joined the Ravens with 54 yards on 4 receptions (13.5 avg.) in nine games while with Seattle
- Recorded career highs in receiving yards (51) and receptions (4) at Cin. (1/3/16)
- Scored his first-career regular season TD in the 20-17 victory vs. Pit. (12/27)

2014: (SEATTLE SEAHAWKS – 3/0, 3/0)

- Registered a breakout game in Super Bowl XLIX with 109 receiving yards and 1 TD on 4 catches, his first-career receptions, vs. NE (2/1/15)
- Secured a critical onside kick with 2:07 remaining in regulation during the Seahawks' comeback win in OT vs. GB (1/18/15) in the NFC Championship game

2011: (CLEVELAND BROWNS – 0/0)

- Spent training camp and the offseason with the Browns after signing with the team as a rookie free agent on 7/30

— COLLEGE —

- Totaled 1,633 yards and 12 TDs on 125 receptions in two years (2009-10) at Kentucky after transferring from Los Angeles (CA) Harbor JC...Caught a team-high 9 TDs and 1,279 yards on 93 receptions as a senior in 2010

— HIGH SCHOOL —

- Won a city championship at Dorsey (Los Angeles, CA) HS, playing TE and DE...Matched a single-game school record with 4 TD receptions

REGULAR SEASON

Year	Team	GP	GS	RECEIVING					RUSHING					
				No.	Yards	Avg.	LG	TD	No.	Yards	Avg.	LG	TD	
2014	Seattle	3	0	0	0	0.0	0	0	0	0	0	0	0	0
2015	Sea./Bal.*	13	0	13	151	11.6	21	1	0	0	0.0	0	0	0
2016	Baltimore	0	0											
Totals		16	0	13	151	11.6	21	1	0	0	0.0	0	0	0

*PLAYED THE FIRST 9 GAMES OF THE 2015 SEASON WITH SEA.

SPECIAL TEAMS TACKLES (3): 2014 (1); 2015 (2)

CAREER SINGLE-GAME HIGHS (REGULAR SEASON)

RECEIVING

Receptions:
4 (1/3/16 at Cin.)Yardage:
51 (1/3/16 at Cin.)Long Gain:
21 3 times (last: 1/3/16 at Cin.)Touchdowns:
1 (12/27/15 vs. Pit.)

RUSHING

Carries:
NoneYardage:
NoneLong Gain:
NoneTouchdowns:
None

POSTSEASON

Year	Team	GP	GS	RECEIVING					RUSHING					
				No.	Yards	Avg.	LG	TD	No.	Yards	Avg.	LG	TD	
2014	Seattle	3	0	4	109	27.3	45	1	0	0	0.0	0	0	0
Totals		3	0	4	109	27.3	45	1	0	0	0.0	0	0	0

16

WIDE RECEIVER
6-2 | 247



VINCE MAYLE

COLLEGE: WASHINGTON STATE HS: INDERKUM (SACRAMENTO, CA)
BORN: 6/12/91, SACRAMENTO, CA
EXP. (NFL/RAVENS): 2/2 GP/GS (PLAYOFFS): 7/0 (0/0)



TOGETHER

— KEY TRANSACTIONS —

- Signed by Baltimore on 12/30/16 after being waived by the Cowboys on 12/29/16
- Elevated to Dallas' active roster on 11/16/16
- Waived by the Cowboys on 9/3/16 and signed to their practice squad on 9/4/16
- Signed to the Cowboys' practice squad on 9/8/15
- Originally drafted by Cleveland in the fourth round of the 2015 NFL Draft.

— CAREER HIGHLIGHTS —

- In 2016, competed from scrimmage and on special teams for six Dallas games, registering 2 special teams tackles
- Recorded his first-career special teams tackle vs. Bal. (11/20/16)
- Saw the first game action of his career vs. NE (10/11/15)

— PERSONAL —

- Prior to attending Washington State, Mayle played basketball for Shasta Community College in 2009-10 and averaged 8.0 ppg and once won a slam dunk contest
- Often called "Little LeBron" while growing up because of his resemblance to NBA superstar LeBron James

— SEASON RECAPS —

2016: (DALLAS & BALTIMORE – 6/0)

- Inactive at Cin. (1/1/17) after signing with the Ravens on 12/30/16...Played in six games with the Cowboys, registering 2 special teams tackles prior to being signed by Baltimore

2015: (DALLAS COWBOYS – 1/0)

- Saw action from scrimmage in his first-career NFL game vs. NE (10/11)

— COLLEGE —

- Played in 25 games (12 starts) at Washington State, registering 2,022 receiving yards and 16 TDs on 148 catches
- Named an All-American honorable mention by *Sports Illustrated* and Biletnikoff Award semifinalist as a senior in 2014 after leading the Pac-12 and setting a school record with 106 catches for 1,483 receiving yards and 9 TDs
- Posted two 250-plus yard games, becoming the only player in Pac-12 history with two 250-plus-yard games in a season
- Appeared in all 13 games as a junior in 2013, catching 42 passes for 539 yards and a team-leading 7 TDs
- Prior to WSU, named Valley Conference Offensive MVP at Siera College after leading all California Junior Colleges with 16 receiving TDs, 61 catches and 984 yards

— HIGH SCHOOL —

- Prepped at Inderkum (Sacramento, CA) HS, where he was named first-team All-Metro League at RB after tallying 14 TDs and rushing for 661 yards as a senior

2016

GAME-BY-GAME OFFENSE

Date/Opp.	COVBOYS/RAVENS RECEIVING					RUSHING				
	No.	Yds.	Avg.	LG	TD	No.	Yds.	Avg.	LG	TD
WITH DALLAS										
9/11 vs. NYG	ON COWBOYS' PRACTICE SQUAD									
9/18 @ Was.	ON COWBOYS' PRACTICE SQUAD									
9/25 vs. Chi.	ON COWBOYS' PRACTICE SQUAD									
10/2 vs. SF	ON COWBOYS' PRACTICE SQUAD									
10/9 vs. Cin.	ON COWBOYS' PRACTICE SQUAD									
10/16 @ GB	ON COWBOYS' PRACTICE SQUAD									
10/30 vs. Phi.	ON COWBOYS' PRACTICE SQUAD									
11/6 vs. Cle.	ON COWBOYS' PRACTICE SQUAD									
11/13 @ Pit.	ON COWBOYS' PRACTICE SQUAD									
11/20 vs. Bal.	0	0	0.0	0	0	0	0	0.0	0	0
11/24 vs. Was.	0	0	0.0	0	0	0	0	0.0	0	0
12/1 @ Min.	0	0	0.0	0	0	0	0	0.0	0	0
12/11 @ NYG	0	0	0.0	0	0	0	0	0.0	0	0
12/18 vs. TB	0	0	0.0	0	0	0	0	0.0	0	0
12/26 vs. Det.	0	0	0.0	0	0	0	0	0.0	0	0
WITH BALTIMORE										
1/1/17 at Cin.	INACTIVE									
Totals	0	0	0.0	0	0	0	0	0.0	0	0

REGULAR SEASON

Year	Team	GP	GS	RECEIVING					RUSHING				
				No.	Yards	Avg.	LG	TD	No.	Yards	Avg.	LG	TD
2015	Dallas	1	0	0	0	0.0	0	0	0	0	0	0	0
2016	Dal./Bal.*	6	0	0	0	0.0	0	0	0	0	0	0	0
Totals		7	0	0	0	0.0	0	0	0	0	0	0	0

*PLAYED ALL 6 GAMES OF THE 2016 SEASON WITH DAL.

SPECIAL TEAMS TACKLES (2): 2016 (2)

CAREER SINGLE-GAME HIGHS (REGULAR SEASON)

RECEIVING

Receptions: None
Yardage: None

Long Gain: None
Touchdowns: None

RUSHING

Carries: None
Yardage: None

Long Gain: None
Touchdowns: None

50

LINEBACKER
6-2 250



ALBERT McCLELLAN

COLLEGE: MARSHALL HS: KATHLEEN (LAKELAND, FL)
BORN: 6/4/86, LAKELAND, FL
EXP. (NFL/RAVENS): 7/7 GP/GS (PLAYOFFS): 90/24 (8/0)



TOGETHER

— KEY TRANSACTIONS —

- Re-signed with Baltimore on 3/2/16
- Re-signed with the Ravens on 3/24/15
- Re-signed with Baltimore on 3/27/13
- Originally signed with the Ravens as a RFA on 5/6/10

— CAREER HIGHLIGHTS —

- In 2016, appeared in all 16 games (11 starts) and recorded a career-high 52 tackles for the league's fifth-ranked rushing defense (89.4 ypg)
- Posted a career-high 9 tackles, including a career-best 7 solo stops, for a defense that held the Giants to 38 rushing yards, at NYG (10/16/16)
- Led the Ravens in special teams tackles in 2014 (13), 2013 (12) and 2011 (12), tying for second most (6) in 2015
- Tied for 11th in team annals with 53 special teams stops, the most by a Raven since he joined the team in 2010
- Recorded his first-career NFL sack vs. Den. (12/16/12)

— PERSONAL —

- Attended the same high school, Kathleen (Lakeland, FL), as Ravens legend Ray Lewis

— SEASON RECAPS —

2016: (BALTIMORE RAVENS – 16/11)

- Tallied a career-high 52 tackles (31 solo), 1 sack and 4 TFL for a defense that allowed the NFL's fifth-fewest rushing yards (89.4 ypg) and ranked seventh overall (322.1 ypg)... Baltimore is one of three teams (Den. & Sea.) to rank in the NFL's Top 10 in total defense in each of the past three seasons
- McClellan also was a core special teams member, posting 4 special teams stops
- Started and posted 5 tackles, including 1 TFL, in the 27-26 victory vs. Phi. (12/18)
- Notched his third-career sack (-2 yards), finishing with 3 stops (2 solo) and 1 special teams tackle, at Dal. (11/20)
- Recorded 4 tackles (all solo) for a defense that limited the Browns to 144 yards of offense, marking the eighth fewest in Ravens franchise history, in the 28-7 win vs. Cle. (11/10)
- Recorded a career-high 9 stops as part of a defense that held the Giants to 38 rushing yards and didn't allow a rushing first down for just the fifth time in franchise history at NYG (10/16)
- Produced 5 tackles (4 solo) for a front seven that allowed just 60 rushing yards vs. Was. (10/9)...Moved from the SAM position to ILB when C.J. Mosley (thigh) left the game

- Notched 1 ST tackle and posted a season-high 3 stops on defense for a unit that limited the Jaguars to 216 yards of total offense in the 19-17 win at Jax. (9/25)
- Started and played on defense and special teams, producing 2 tackles and 1 TFL for a defense that allowed just 160 yards, which tied for the 13th fewest in franchise history, in the 13-7 season-opening victory vs. Buf. (9/11)

2015: (BALTIMORE RAVENS – 13/0)

- Posted 11 tackles (7 solo), 6 special teams stops, 1 sack, 1 PD and 1 FR for the NFL's eighth-ranked defense (337.4 ypg), which finished No. 2 overall (291.1 ypg) over the season's final eight games
- Recorded 3 ST tackles at Mia. (12/6)
- Recovered 1 of 4 St. Louis lost fumbles while playing on special teams and from scrimmage for a defense that allowed 213 total net yards in the 16-13 win vs. STL (11/22)
- Notched 1 tackle for a defense that did not allow a rushing TD and held the Chargers to 3.1 yards per rushing attempt in the 29-26 victory in game 8 vs. SD (11/1)
- Recorded 3 tackles (2 solo), helping limit the Browns to just 83 rushing yards vs. Cle. (10/11)
- Posted 1 solo stop, playing primarily on special teams, in the 23-20 OT victory in game 4 at Pit. (10/1)
- Netted 2 tackles and 1 sack for a defense that did not allow a TD and held the Broncos to 219 total yards at Den. (9/13)

SPECIAL TEAMS STANDOUT

Since joining Baltimore in 2010, LB Albert McClellan has led the Ravens in special teams tackles three times: 2011, 2013 and 2014. His 53 career ST tackles are tied for 11th in franchise history and are No. 1 over the Ravens' past seven seasons.

RAVENS ST TACKLES LEADERS (Career Leaders)

1. Bennie Thompson 79
2. Adalius Thomas 77
3. Gary Stills 70
4. Bart Scott 68
5. Cornell Brown 66
6. Brendon Ayanbadejo 63
7. Jameel McClain 60
8. Prescott Burgess 58
8. Daniel Wilcox 58
8. Tom Zbikowski 58
11. Albert McClellan 53
11. James Trapp 53

RAVENS ST TACKLES LEADERS (Season Leaders Since 2010)

- | | | |
|------|-----------------------------------|-----------|
| 2016 | Patrick Onwuasor | 11 |
| 2015 | Brynden Trawick | 9 |
| 2014 | Albert McClellan | 13 |
| 2013 | Albert McClellan | 12 |
| 2012 | Brendon Ayanbadejo | 14 |
| 2011 | Albert McClellan | 12 |
| 2010 | Prescott Burgess | 13 |

Note: McClellan posted 3 ST tackles in 2016, however, he played a more prominent role on defense, starting 11 games at SLB.

50 ALBERT McCLELLAN

2014: (BALTIMORE RAVENS – 16/0, 2/0)

- Led the team with a career-high 13 special teams tackles and had 4 stops from scrimmage
- Saw action in both postseason contests, recording 2 special teams tackles
- Posted 2 tackles and 1 FF on special teams and produced 1 tackle from scrimmage in the 21-7 victory vs. Ten. (11/9)
- Led the team with a career-high 4 solo special teams tackles in the 48-17 victory at TB (10/12)
- Saw action in his 50th-career game and tallied 1 special teams tackle and 1 FR on special teams at Ind. (10/5)

2013: (BALTIMORE RAVENS – 15/0)

- Led the team with 12 special teams tackles...Missed one game with a shoulder injury
- Tied for the team lead with 2 solo ST tackles at Cin. (12/29)
- Tied for the team lead with 2 ST tackles in the 29-26 win vs. Min. (12/8)
- Recorded 1 solo ST tackle before leaving the game in the second quarter with a shoulder injury at Buf. (9/29)

2012: (BALTIMORE RAVENS – 14/12, 4/0)

- Posted then-career highs in every category, producing 42 tackles (29 solo), 1 sack (-11 yards), 2 PD and 2 FRs...Also netted 7 solo tackles and 1 FF on special teams
- Posted 2 ST tackles and saw action from scrimmage for a defense that forced 10 turnovers in four playoff games en route to winning Super Bowl XLVII
- Recorded 4 tackles, his first-career sack (-11 yards), 2 ST stops and 1 FF vs. Den. (12/16)
- Led the team with a then-career-high 8 tackles (5 solo) in the 23-16 victory vs. Cle. (9/27)

2011: (BALTIMORE RAVENS – 16/1, 2/0)

- Led the team with 12 special teams tackles and produced 7 tackles (5 solo) from scrimmage
- Played in both playoff games, totaling 2 ST stops
- Started his first-career NFL game and produced 4 tackles for a defense that recorded a franchise-record-tying 9 sacks vs. SF (11/24)
- Posted his first-career tackle from scrimmage in the 23-20 win at Pit. (11/6)
- Saw action in his first-career NFL game on special teams in the 35-7 victory vs. Pit. (9/11)

2010: (BALTIMORE RAVENS – 0/0)

- Spent the season on Baltimore's practice squad after signing as a rookie free agent

— COLLEGE —

- Served as a three-year captain and played in 48 games (42 starts) during his five-year Marshall career, posting 230 tackles (99 solo), 39.5 TFL, 19.5 sacks, 11 PD, 7 FFs and 1 FR
- Registered 54 tackles (16 solo), 9 TFL, 3 sacks, 2 FFs and 2 PD, earning second-team All-C-USA status, as a senior in 2009...Tabbed a preseason first-team All-C-USA selection
- Earned C-USA Defensive MVP and first-team All-C-USA honors after recording 77 tackles (41 solo) and conference highs in TFL (19) and sacks (11)
- First-team All-C-USA pick as a junior in 2008...Started all 12 games in which he played, totaling 59 tackles (18 solo), 4.5 TFL and 2.5 sacks while facing many double-teams
- Majored in business management

— HIGH SCHOOL —

- Earned Class 3A first-team All-State at Kathleen (FL) HS, the same high school attended by former Ravens LB Ray Lewis
- Recorded 65 tackles and 12 sacks as a senior

— McCLELLAN'S COMMUNITY IMPACT —

- Supported PLAY 60, the NFL movement for an active generation, by attending a school assembly at Robert Moton Elementary School (2016)
- Attended the Goodwill Gridiron Halloween party, with proceeds benefitting Goodwill Industries of the Chesapeake (2013-14)
- Supported the Ravens Hometown Huddle by taking part in the first-ever Ravens TEAM Challenge at M&T Bank Stadium...Joined teammates and Ravens cheerleaders to complete various tasks alongside students from Baltimore's Dogwood Elementary (2012)
- Is involved with Show Your Soft Side, a campaign developed to combat the alarming incidence of animal abuse in Baltimore
- Consistently supports teammates' charitable endeavors, including Lardarius Webb's Annual Celebrity Softball Game



50 ALBERT McCLELLAN



2016

GAME-BY-GAME DEFENSE

RAVENS

Date/Opp.	TT	Solo	Asst.	Sacks	INT	PD	FF	FR
9/11 vs. Buf.	2	2	0	0-0	0-0	0	0	0
9/18 @ Cle.	0	0	0	0-0	0-0	0	0	0
9/25 @ Jax.	3	1	2	0-0	0-0	0	0	0
10/2 vs. Oak.	2	1	1	0-0	0-0	0	0	0
10/9 vs. Was.	5	4	1	0-0	0-0	0	0	0
10/16 @ NYG	9	7	2	0-0	0-0	0	0	0
10/23 @ NYJ	7	2	5	0-0	0-0	0	0	0
11/6 vs. Pit.	1	1	0	0-0	0-0	0	0	0
11/10 vs. Cle.	4	4	0	0-0	0-0	0	0	0
11/20 @ Dal.	3	2	1	1-2	0-0	0	0	0
11/27 vs. Cin.	2	2	0	0-0	0-0	0	0	0
12/4 vs. Mia.	1	0	1	0-0	0-0	0	0	0
12/12 @ NE	4	0	4	0-0	0-0	0	0	0
12/18 vs. Phi.	5	3	2	0-0	0-0	0	0	0
12/25 @ Pit.	0	0	0	0-0	0-0	0	0	0
1/1/17 @ Cin.	4	2	2	0-0	0-0	0	0	0
Totals	52	31	21	1-2	0-0	0	0	0



NOTE THE QUOTE

LB Albert McClellan on his ability to excel on special teams and at multiple linebacker positions:

“We’ve got a saying here that the more you can do, the better chance you have of playing. So being versatile plays to my advantage.”

REGULAR SEASON

Year	Team	GP	GS	TACKLES			SACKS		INTERCEPTIONS					FUMBLES			
				TT	Solo	Asst.	No.	Yards	No.	Yards	LG	TD	PD	FF	FR	Yards	
2010	Baltimore	0	0	ON RAVENS' PRACTICE SQUAD			--	--	--	--	--	--	--	--	--	--	--
2011	Baltimore	16	1	7	5	2	0.0	0.0	0	0	0	0	0	0	0	0	0
2012	Baltimore	14	12	42	29	13	1.0	11.0	0	0	0	0	2	0	2	0	0
2013	Baltimore	15	0	0	0	0	0.0	0.0	0	0	0	0	0	0	0	0	0
2014	Baltimore	16	0	4	1	3	0.0	0.0	0	0	0	0	0	0	0	0	0
2015	Baltimore	13	0	11	7	4	1.0	9.0	0	0	0	0	1	0	1	0	0
2016	Baltimore	16	11	52	31	21	1.0	2.0	0	0	0	0	0	0	0	0	0
Totals		90	24	116	73	43	3.0	22.0	0	0	0	0	3	0	3	0	0

SPECIAL TEAMS TACKLES (53): 2011 (12); 2012 (7); 2013 (12); 2014 (13); 2015 (6); 2016 (3)

CAREER SINGLE-GAME HIGHS (REGULAR SEASON)

Total Tackles:

9 (10/16/16 at NYJ)

Solo Tackles:

7 (10/16/16 at NYJ)

Sacks:

1 3 times (last: 11/20/16 at Dal.)

INTs:

None

Passes Defensed:

1 3 times (last: 10/18/15 at SF)

Forced Fumbles:

None

Fumble Recoveries:

1 3 times (last: 11/22/15 vs. STL)

Additional Statistics: Has 2 FFs on special teams (12/16/12 vs Den. and 11/9/14 vs Ten.) and 1 FR on special teams (10/5/14 vs. Ind.)

POSTSEASON

Year	Team	GP	GS	TACKLES			SACKS		INTERCEPTIONS					FUMBLES			
				TT	Solo	Asst.	No.	Yards	No.	Yards	LG	TD	PD	FF	FR	Yards	
2010	Baltimore	0	0	ON RAVENS' PRACTICE SQUAD			--	--	--	--	--	--	--	--	--	--	--
2011	Baltimore	2	0	0	0	0	0.0	0.0	0	0	0	0	0	0	0	0	0
2012	Baltimore	4	0	0	0	0	0.0	0.0	0	0	0	0	0	0	0	0	0
2014	Baltimore	2	0	0	0	0	0.0	0.0	0	0	0	0	0	0	0	0	0
Totals		8	0	0	0	0	0.0	0.0	0	0	0	0	0	0	0	0	0

10

WIDE RECEIVER
6-1 | 204



CHRIS MOORE

COLLEGE: CINCINNATI HS: THOMAS JEFFERSON (TAMPA, FL)
BORN: 6/16/93, ORLANDO, FL
EXP. (NFL/RAVENS): 2/2 GP/GS (PLAYOFFS): 15/0 (0/0)



TOGETHER

— KEY TRANSACTIONS —

- Chris Moore was selected by the Ravens in the fourth round (107th overall) of the 2016 NFL Draft...Moore was the second (CB Tavon Young) of five picks in the round

— CAREER HIGHLIGHTS —

- As a rookie in 2016, caught 7 passes for 46 yards and carried the ball 3 times for 19 yards...Also a key contributor on special teams, serving as the Ravens' kick returner for the team's final three games and scoring 2 TDs on Baltimore's punt coverage unit
- Returned a blocked punt from RB Javorius Allen 14 yards for a score in a 21-14 victory vs. Pit. (11/6/16)
- Recovered a muffed snap from Jets P Lachlan Edwards in the end zone, scoring his first-career TD and giving the Ravens a 7-0 lead, at NYJ (10/23/16)
- Caught his first-career pass on a 13-yard reception in the season-opening victory vs. Buf. (9/11/16)

— PERSONAL —

- Graduated with a criminal justice degree from Cincinnati
- M*A*S*H is his favorite TV show
- Owns an impressive sneaker collection

— SEASON RECAPS —

2016: (BALTIMORE RAVENS – 15/0)

- Scored 2 TDs on the Ravens' punt coverage unit, returning a blocked punt for a TD vs. Pit. (11/6) and recovering a muffed punt snap in the end zone at NYJ (10/23)
- Gained 162 yards on 7 KORs (23.1 avg.), 19 yards on 3 rushing attempts (6.3 avg.) and posted 7 receptions for 46 yards
- Returned 4 kickoffs for 98 yards, including a career-long 34-yarder, in the 27-26 victory vs. Phi. (12/18)
- Recorded 1 catch for 5 yards, posted 1 special teams tackle and recovered a fumble on a muffed punt at NE (12/12)
- Scored a TD in his second-straight game, returning a blocked punt 14 yards for a TD, in the 21-14 victory vs. Pit. (11/6)
- Scored his first-career TD, recovering a muffed snap from Jets P Lachlan Edwards in the end zone to give the Ravens a 7-0 lead, at NYJ (10/23)...Also notched a career-best 2 receptions for 11 yards
- Recorded his first-career reception on a 13-yard grab in the 13-7 season-opening victory vs. Buf. (9/11)

— COLLEGE —

- Started 34 of 50 games played, posting 119 receptions for 2,301 yards and a school-record 26 TDs...Recorded a career 19.3 yards-per-catch average
- Earned Cincinnati's Most Valuable Receiver Award in 2015 after posting 40 catches for 870 yards and 7 TDs...Moore's 21.8 yards per catch ranked eighth nationally
- Posted 30 catches for 673 yards (22.4 ypc) and 8 TDs as a junior in 2014
- Netted 3 catches for 221 yards and 3 TDs (60, 83, 78) at Ohio State (9/27/14) to set school, conference and NCAA FBS records with a 73.7-yard single-game receiving average

— HIGH SCHOOL —

- Prepped at Thomas Jefferson (Tampa, FL) HS, where he led his team to an undefeated campaign and Class 3A State Championship in 2010...Named a *Parade* All-American and earned Class 3A All-state honorable mention honors in 2010, securing 49 catches for 1,500 yards and 21 TDs

2016

GAME-BY-GAME OFFENSE

RAVENS Date/Opp.	RECEIVING					RUSHING				
	No.	Yds.	Avg.	LG	TD	No.	Yds.	Avg.	LG	TD
9/11 vs. Buf.	1	13	13.0	13	0	0	0	0.0	0	0
9/18 @ Cle.	1	9	9.0	9	0	0	0	0.0	0	0
9/25 @ Jax.	1	2	2.0	2	0	0	0	0.0	0	0
10/2 vs. Oak.	1	6	6.0	6	0	0	0	0.0	0	0
10/9 vs. Was.	INACTIVE					--	--	--	--	--
10/16 @ NYG	0	0	0.0	0	0	0	0	0.0	0	0
10/23 @ NYJ	2	11	5.5	8	0	0	0	0.0	0	0
11/6 vs. Pit.	0	0	0.0	0	0	1	2	2.0	2	0
11/10 vs. Cle.	0	0	0.0	0	0	1	10	10.0	10	0
11/20 @ Dal.	0	0	0.0	0	0	0	0	0.0	0	0
11/27 vs. Cin.	0	0	0.0	0	0	0	0	0.0	0	0
12/4 vs. Mia.	0	0	0.0	0	0	1	7	7.0	0	0
12/12 @ NE	1	5	5.0	5	0	0	0	0.0	0	0
12/18 vs. Phi.	0	0	0.0	0	0	0	0	0.0	0	0
12/25 @ Pit.	0	0	0.0	0	0	0	0	0.0	0	0
1/1/17 @ Cin.	0	0	0.0	0	0	0	0	0.0	0	0
Totals	7	46	6.6	13	0	3	19	6.3	10	0

2016

GAME-BY-GAME RETURNS

RAVENS Date/Opp.	KICKOFF RETURNS					PUNT RETURNS					
	No.	Yds.	Avg.	LG	TD	No.	FC	Yds.	Avg.	LG	TD
9/11 vs. Buf.	0	0	0.0	0	0	0	0	0	0.0	0	0
9/18 @ Cle.	0	0	0.0	0	0	0	0	0	0.0	0	0
9/25 @ Jax.	0	0	0.0	0	0	0	0	0	0.0	0	0
10/2 vs. Oak.	0	0	0.0	0	0	0	0	0	0.0	0	0
10/9 vs. Was.	INACTIVE					--	--	--	--	--	--
10/16 @ NYG	1	26	26.0	26	0	0	0	0.0	0	0	0
10/23 @ NYJ	0	0	0.0	0	0	0	0	0	0.0	0	0
11/6 vs. Pit.	0	0	0.0	0	0	0	0	0	0.0	0	0
11/10 vs. Cle.	0	0	0.0	0	0	0	0	0	0.0	0	0
11/20 @ Dal.	0	0	0.0	0	0	0	0	0	0.0	0	0
11/27 vs. Cle.	0	0	0.0	0	0	0	0	0	0.0	0	0
12/4 vs. Mia.	0	0	0.0	0	0	0	0	0	0.0	0	0
12/12 @ NE	0	0	0.0	0	0	0	0	0	0.0	0	0
12/18 vs. Phi.	4	98	24.5	34	0	0	0	0.0	0	0	0
12/25 @ Pit.	1	19	19.0	19	0	0	0	0.0	0	0	0
1/1/17 @ Cin.	1	19	19.0	19	0	0	0	0.0	0	0	0
Totals	7	162	23.1	34	0	0	0	0.0	0	0	0

10 CHRIS MOORE

NOTE THE QUOTE

ST coordinator/associate head coach Jerry Rosburg on WR Chris Moore's special teams success, which in 2016 included 2 FRs and 2 TDs while on the punt coverage unit:

"We nicknamed him 'Scoop and Score Moore' early on. He's demonstrated that on three different occasions on special teams. That's quite rare. Whether you call it a coincidence or not, it keeps happening, so there has to be something to it, right? He's a very skilled athlete. He plays hard and fast, and good things happen to those who do that."



— MOORE'S COMMUNITY IMPACT —

- As part of the Ravens Foundation's annual signature project, volunteered to help renew and transform Mary Ann Winterling (Baltimore City) Elementary School, assisting with landscaping, painting and a field day for the school's children (2017)

- Joined fellow 2016 Ravens rookies at the Helping Up Mission men's shelter to provide underserved Baltimore men with a hot meal
- Supported the NFL's PLAY 60 movement for an active generation by attending the Ravens' PLAY 60 Festival, an afternoon of activities for over 300 inner-city youth at Patterson Park (2016)
- Joined teammates at the Ravens' annual Hometown Huddle event for Baltimore City elementary school children (2016)
- Participated in the Ravens' annual Holiday Helpers event (hosted by Steve Smith Sr.)...Children selected from Baltimore City and County were given the opportunity to shop with a Ravens celebrity shopper at Target for holiday gifts (2016)
- Is involved with Show Your Soft Side, a campaign developed to combat the alarming incidence of animal abuse in Baltimore (2016)
- Supports teammates' charitable endeavors, including Benjamin Watson's Big BENefit holiday shopping event for local children, as well as former teammate Steve Smith Sr.'s foundation fashion show (2016)

REGULAR SEASON

Year	Team	GP	GS	RECEIVING					RUSHING				
				No.	Yards	Avg.	LG	TD	No.	Yards	Avg.	LG	TD
2016	Baltimore	15	0	7	46	6.6	13	0	3	19	6.3	10	0
Totals		15	0	7	46	6.6	13	0	3	19	6.3	10	0

SPECIAL TEAMS TACKLES (4): 2016 (4)

CAREER SINGLE-GAME HIGHS (REGULAR SEASON)

RECEIVING

Receptions:
2 (10/23/16 at NYJ)
Yardage:
13 (9/11/16 vs. Buf.)

Long Gain:
13 (9/11/16 at Buf.)
Touchdowns:
None

RUSHING

Carries:
1 3 times (last: 12/4/16 vs. Mia.)
Yardage:
10 (11/10/16 vs. Cle.)

Long Gain:
10 (11/10/16 vs. Cle.)
Touchdowns:
None

Additional Statistics: Recorded a FR on special teams on a muffed punt at NE (12/12/16)...Returned a blocked punt for a TD vs. Pit. (11/6/16) and scored a defensive TD by recovering a muffed punt snap in the end zone at NYJ (10/23/16)

REGULAR SEASON

Year	Team	GP	GS	KICKOFF RETURNS					PUNT RETURNS					
				No.	Yards	Avg.	LG	TD	No.	FC	Yards	Avg.	LG	TD
2016	Baltimore	15	0	7	162	23.1	34	0	0	0	0	0.0	0	0
Totals	Baltimore	15	0	7	162	23.1	34	0	0	0	0	0.0	0	0

57**INSIDE LINEBACKER**
6-2 | 250**C.J. MOSLEY****COLLEGE:** ALABAMA **HS:** THEODORE (AL)**BORN:** 6/19/92, THEODORE, AL**EXP. (NFL/RAVENS):** 4/4 **GP/GS (PLAYOFFS):** 46/46 (2/2)**TOGETHER****— KEY TRANSACTIONS —**

- Selected by the Ravens in the first round (17th overall) of the 2014 NFL Draft

— HONORS —

- Two-time Pro Bowler (2014, 2016); became the first Ravens rookie to earn the honor in 2014
- Associated Press* second-team All-Pro (2014, 2016)
- PFWA All-AFC (2014)
- PFWA All-Rookie Team (2014)
- NFL Rookie of the Month (Dec., 2014 and Oct., 2014)

— CAREER HIGHLIGHTS —

- Mosley, Luke Kuechly, Jamie Collins and Thomas Davis are the only NFL defenders to tally at least 300 tackles, 5 sacks and 5 INTs since 2014
- Ranks 10th in the NFL with 337 tackles since 2014
- In 2016, finished second among all linebackers in the NFL with a career- and team-high (tied) 4 INTs
- Posted 13 stops (8 solo) and 1 FF in a win vs. Phi. (12/18/16)
- Recorded an INT in consecutive games at Cle. (9/18/16) and at Jax. (9/25/16)
- Tallied a career-high 4 sacks (-18 yards) in 2015
- Scored his first-career TD on a FR returned 41 yards vs. Cin. (9/27/15)
- Established a single-game career high with 2 sacks (-8 yards) at Den. (9/13/15)
- Was the only player in the NFL with at least 125 tackles, 3 sacks and 2 INTs in 2014, finishing second in the AP NFL Defensive Rookie of the Year voting

— PERSONAL —

- Brother, Jamey, plays linebacker at Alabama

— SEASON RECAPS —**2016: (BALTIMORE RAVENS – 14/14)**

- Named to his second Pro Bowl in just three seasons after finishing second on the team with 92 tackles (56 solo) and recording a career-high and team-leading 4 INTs (tied, Eric Weddle)...Mosley's 4 INTs ranked No. 2 among all NFL LBs (Philly's Jordan Hicks, 5)
- Part of a defense that finished first in the league with 18 INTs (tied, SD and KC), allowed the NFL's fifth-fewest rushing yards (89.4 ypg) and ranked seventh overall (322.1 ypg)...Baltimore is one of three teams (Den. & Sea.) to rank in the NFL's Top 10 in total "D" in each of the past three seasons

- Posted a team-leading 12 tackles prior to leaving the game with a calf injury at Cin. (1/1/17)
- Recorded 8 tackles (6 solo) and 1 INT (returned 28 yards) at Pit. (12/25)
- Produced a season- and team-high 13 tackles (8 solo) and 1 FF in the 27-26 victory vs. Phi. (12/18)...Mosley also tipped QB Carson Wentz's pass at the line of scrimmage on the Eagles' 2-point conversion attempt with under :05 seconds remaining to help the Ravens seal the win
- Recorded a team-leading 5 tackles (4 solo) for a defense that limited the Browns to 144 yards of total offense, marking the eighth fewest in Ravens franchise history, in the 28-7 win vs. Cle. (11/10)
- Posted 6 tackles (all solo) and 1 PD in his first game back from a thigh injury in the 21-14 victory vs. Pit. (11/6)...Part of a defensive unit that allowed just 277 total yards, including 36 yards rushing
- Intercepted a third-quarter QB Kirk Cousins pass and posted 6 tackles for a front seven that allowed just 60 rushing yards vs. Was. (10/9)
- Posted his second-straight game with an INT, also adding 6 tackles (5 solo) and 2 PD, for a unit that limited the Jaguars to 216 yards of total offense in the 19-17 win at Jax. (9/25)
- Registered 6 tackles (4 solo) and had a game-clinching INT at the 1-yard line with 20 seconds remaining for a defense that posted a shutout in the final three quarters in a 25-20, come-from-behind win at Cle. (9/18)...It (20 points) marked the Ravens' second-largest comeback win in team history

2015: (BALTIMORE RAVENS – 16/16)

- Totaled 116 tackles (76 solo), a career-high 4 sacks (-18 yards), 7 PD, 1 FF and 2 FRs for the NFL's eighth-ranked defense (337.4 ypg), which finished No. 2 overall (291.1 ypg) over the season's final eight games
- Posted a season- and game-high-tying 12 tackles, 1 sack and 1 PD for a defense that did not allow a third-down conversion (0 of 9) at Cin. (1/3/16)
- Tallied a team-high 10 stops and 1 FF for a defense that permitted just 308 net yards (Pittsburgh's third fewest of the season) and snapped the Steelers' streak of six-straight 30-point games in the 20-17 victory vs. Pit. (12/27)...Forced a RB DeAngelo Williams fumble on the game's final play
- Tallied a season-high 12 tackles (7 solo) for a defense that allowed 213 total net yards in the 16-13 victory vs. STL (11/22)...Recovered a muffed punt by WR Tavon Austin at the Rams' 31-yard line, setting up a Baltimore scoring drive (K Justin Tucker 25-yard FG)

57 C.J. MOSLEY

- Notched 9 stops (4 solo) for a defense that did not allow a rushing TD in the 29-26 victory vs. SD (11/1)
- Scored his first-career TD on a FR returned 41 yards, adding 6 tackles (4 solo) and 1 PD, vs. Cin. (9/27)
- Recorded 5 tackles (4 solo) and 1 PD, and established a single-game career-high 2 sacks (-8 yards), at Den. (9/13)

2014: (BALTIMORE RAVENS – 16/16, 2/2)

- Became the first rookie in Ravens history to earn a Pro Bowl nod after leading the team with 129 tackles (85 solo)... Added 8 PD, 3 sacks (-16 yards), 2 INTs, 1 FF and 1 FR for the NFL's sixth-ranked scoring defense (18.9 ppg)...Was the league's only player with 125 tackles, 3 sacks and 2 INTs
- Started both postseason contests and led the team with 19 tackles (12 solo) and 1 FF for a defense that produced 7 sacks and allowed just 82 rushing yards
- Led the team with 9 tackles (all solo) and his first-career sack in the 34-27 victory at NO (11/24)
- Named NFL Defensive Rookie of the Month (Oct.) after posting 40 tackles (26 solo), 2 PD and 2 INTs in four games
- Notched a team- and career-high 14 tackles (8 solo), 1 PD and his first-career INT at Ind. (10/5)...Hit QB Andrew Luck on another pass attempt, leading to a DT Haloti Ngata INT
- Led the team with 10 tackles, 1 PD and recorded his first career FF and FR for a defense that did not allow a TD and forced 3 turnovers vs. Pit. (9/11)
- Recorded a team-high 10 stops, 1 PD and his first-career FF and FR for a defense that did not allow a TD and forced 3 turnovers vs. Pit. (9/11)
- Started his first-career NFL game and finished second on the team with 6 tackles (4 solo) and 1 PD vs. Cin. (9/7)

— COLLEGE —

- Competed in 51 games (29 starts) and won two (2011-12) BCS National Championships at Alabama, totaling 320 tackles (third most in school history), 6.5 sacks (-52 yards), 19 PD, 5 INTs, 2 FFs, 1 FR and 23 TFL...Became the seventh player in Crimson Tide history with 300-plus tackles...His 3 INT-TDs tie (Antonio Langham, 1990-93) for a school record
- Earned the Butkus Award (nation's top LB) and named a unanimous first-team All-American and first-team All-SEC honoree, recording a team- and career-high 109 tackles (61 solo), 9 TFL, 1 FF and 5 PD as a senior in 2013
- Received first-team All-American and All-SEC honors after posting a team-leading 107 tackles (66 solo), 4 sacks (-34 yards), 8 TFL, 2 PD and 2 INTs (returned 1 for a TD) as a junior in 2012...Earned Defensive MVP recognition in the BCS National Championship game, after helping limit Notre Dame to 14 points and 32 rushing yards
- Recorded 67 tackles (30 solo), a half-sack (-3 yards), 1.5 TFL, 10 PD and 2 INTs (returned both for TDs), earning freshman All-SEC and first-team Freshman All-American accolades in 2010

— HIGH SCHOOL —

- Prepped at Theodore (AL) HS, where he earned *Parade*, U.S. Army and EA Sports All-American honors and became the school's all-time leading tackler with over 500 stops... Was a two-time *Alabama Sports Writers Association* and Class 6A Lineman of the Year as a senior in 2009
- Notched a school-record 186 tackles, 7 sacks, 5 FRs and 4 INTs as a senior

C.J. MOSLEY FAST FACT

LB C.J. Mosley, Baltimore's 2014 first-round draft pick and now a two-time Pro Bowler, has produced the NFL's 10th-most total tackles (337) over the past three years (2014-16). In 2016, the standout linebacker tallied 92 stops, 5 tackles for loss, 4 INTs, 8 PD and 1 FF, earning the second Pro Bowl honor of his career.



— MOSLEY'S COMMUNITY IMPACT —

- Participated in the Ravens' annual Holiday Helpers event (hosted by Steve Smith Sr.)...Children selected from Baltimore City and County were given the opportunity to shop with a Ravens' celebrity shopper at Target for holiday gifts (2016)
- Hosted the C.J. Mosley Get Fit Football Camp for youth in Theodore, AL, and the International Football Camp for youth at Towson (MD) University (2015, 2017)
- Supported the Marine Corps Toys for Tots by attending a toy collection event at Jimmy's Seafood (2015)
- Joined teammates and local coaches to demonstrate football fundamentals to 150 predominately Hispanic youth at the annual Ravens football clinic held in celebration of Hispanic Heritage Month (2014)
- Consistently supports teammates' charitable endeavors, including Lardarius Webb's Celebrity Softball Game (2015-16)

57 C.J. MOSLEY

2016

GAME-BY-GAME DEFENSE RAVENS

Date/Opp.	TT	Solo	Asst.	Sacks	INT	PD	FF	FR
9/11 vs. Buf.	2	1	1	0-0	0-0	0	0	0
9/18 @ Cle.	6	4	2	0-0	1-0	1	0	0
9/25 @ Jax.	6	5	1	0-0	1-0	2	0	0
10/2 vs. Oak.	9	7	2	0-0	0-0	0	0	0
10/9 vs. Was.	6	4	2	0-0	1-12	1	0	0
10/16 @ NYG	INACTIVE - THIGH							
10/23 @ NYJ	INACTIVE - THIGH							
11/6 vs. Pit.	6	6	0	0-0	0-0	1	0	0
11/10 vs. Cle.	5	4	1	0-0	0-0	0	0	0
11/20 @ Dal.	7	5	2	0-0	0-0	0	0	0
11/27 vs. Cin.	4	2	2	0-0	0-0	1	0	0
12/4 vs. Mia.	3	1	2	0-0	0-0	0	0	0
12/12 @ NE	5	1	4	0-0	0-0	1	0	0
12/18 vs. Phi.	13	8	5	0-0	0-0	0	1	0
12/25 @ Pit.	8	6	2	0-0	1-28	1	0	0
1/1/17 @ Cin.	12	2	10	0-0	0-0	0	0	0
Totals	92	56	36	0-0	4-40	8	1	0



A TRUE BALTIMORE 'BACKER

NFL TACKLES LEADERS / 2014-16

- Bobby Wagner (Sea.) 385
- Lavonte David (TB)..... 380
- Luke Kuechly (Car.) 373
- D'Qwell Jackson (FA) 366
- Lawrence Timmons (Mia.)..... 365
- Preston Brown (Buf.)..... 360
- K.J. Wright (Sea.)..... 348
- Telvin Smith (Jax.) 345
- Johnathan Cyprien (Ten.)..... 344
- 10. C.J. Mosley (Bal.)..... 337**
- Paul Posluszny (Jax.)..... 335
- David Harris (NE) 325
- Jerrell Freeman (Chi.) 317
- Jamie Collins (Cle.) 316
- Karlos Dansby (Ari.)..... 315

C.J. Mosley, Luke Kuechly, Jamie Collins and Thomas Davis are the only NFL defenders to tally at least 300 tackles, 5 sacks and 5 INTs since 2014 (see below). Mosley has 337 tackles, 7 sacks and 6 INTs (2014-16).

NFL DEFENDERS TO POST AT LEAST 300 TACKLES, 5 SACKS & 5 INTS (2014-16)

Player (Team)	Tackles	INTs	Sacks
Luke Kuechly (Car.)	373	6	6.0
C.J. Mosley (Bal.)	337	6	7.0
Jamie Collins (Cle.)	316	5	12.5
Thomas Davis (Car.)	311	7	10.5

REGULAR SEASON

Year	Team	GP	GS	TACKLES			SACKS		INTERCEPTIONS					FUMBLES		
				TT	Solo	Asst.	No.	Yards	No.	Yards	LG	TD	PD	FF	FR	Yards
2014	Baltimore	16	16	*129	*85	44	3.0	16.0	*2	23	18	0	8	1	1	0
2015	Baltimore	16	16	116	*76	40	4.0	18.0	0	0	0	0	7	1	2	*41
2016	Baltimore	14	14	92	56	36	0.0	0.0	*4	40	28	0	8	1	0	0
Totals		46	46	337	217	120	7.0	34.0	6	63	28	0	23	3	3	41

*LED TEAM

SPECIAL TEAMS TACKLES (5): 2014 (4); 2015 (1)

CAREER SINGLE-GAME HIGHS (REGULAR SEASON)

Total Tackles:

14 (10/5/14 at Ind.)

Solo Tackles:

9 (11/24/14 at NO)

Sacks:

2 (9/13/15 at Den.)

INTs:

1 6 times (last: 12/25/16 at Pit.)

Passes Defensed:

2 2 times (last: 9/25/16 at Jax.)

Forced Fumbles:

1 3 times (last: 12/18/16 vs. Phi.)

Fumble Recoveries:

1 3 times (last: 11/22/15 vs. STL)

Additional Statistics: Returned a fumble 41 yards for a TD vs. Cin. (9/27/15)

POSTSEASON

Year	Team	GP	GS	TACKLES			SACKS		INTERCEPTIONS					FUMBLES			
				TT	Solo	Asst.	No.	Yards	No.	Yards	LG	TD	PD	FF	FR	Yards	
2014	Baltimore	2	2	19	12	7	0.0	0.0	0	0	0	0	0	0	1	0	0
Totals		2	2	19	12	7	0.0	0.0	0	0	0	0	0	1	0	0	

67

TACKLE
6-6 | 320



STEPHANE NEMBOT

COLLEGE: COLORADO HS: MONTCLAIR PREP (PANORAMA CITY, CA)

BORN: 12/7/91, DOUALA, CAMEROON

EXP. (NFL/RAVENS): 2/2 GP/GS (PLAYOFFS): 0/0



TOGETHER

— KEY TRANSACTIONS —

- Placed on Injured Reserve (undisclosed) on 8/30/16
- Signed with the Ravens as a RFA on 5/6/16

— CAREER HIGHLIGHTS —

- As a rookie in 2016, spent the entire season rehabbing on Injured Reserve

— PERSONAL —

- Speaks three different languages (English, French & Spanish) and 11 African dialects
- Enjoys kickboxing and Tai Chi
- Would like to return to Cameroon after his playing career to build an orphanage for children in need
- **Full name is pronounced: steff-ON NAME-bot**

— SEASON RECAPS —

2016: (BALTIMORE RAVENS – 0/0, INJURED RESERVE)

- Placed on Injured Reserve with an undisclosed injury on 8/30 and missed his entire rookie season



— NEMBOT'S COMMUNITY IMPACT —

- Supports teammates' charitable endeavors, including Lardarius Webb's Annual Celebrity Softball game
- Joined fellow 2016 rookies at the Helping Up Mission men's shelter to provide underserved Baltimore men with a hot meal
- Joined youth from Woodson Elementary and George Washington Elementary to participate in the annual United Way Hometown Huddle Ravens' TEAM Challenge event at Under Armour's Banner Field in Baltimore City (2016)

— COLLEGE —

- Started 44 games in college, including a streak from 2013-15 (37 games, all starts), where he played in 2,777 of 2,836 snaps (97.9 %) ... Ended his career with the second-longest starting streak on the team (44)
- As a senior in 2015, earned CU's Offensive Trench Award as the team's top O-lineman for the second straight season after starting all 13 games at OT (five at RT and eight at LT)
- Started all 12 games at RT, playing in a team-high 988 snaps and was named the Buffs' top O-lineman as a junior in 2014
- Appeared in and started all 12 games as a sophomore, playing the second-most snaps on offense (823)
- Redshirted his true freshman season, originally playing DE before moving to the O-line

— HIGH SCHOOL —

- Earned All-Region and All-League honors at Montclair Prep (Panorama City, CA), where as a senior, he had 61 tackles, 11 sacks, 2 FFs and 2 FRs playing on the D-line
- Lettered in basketball, soccer and volleyball

2016 OFFENSIVE RECAP

- QB Joe Flacco set a franchise record with 4,317 passing yards, adding 20 TDs and 15 INTs. TE Dennis Pitta, who returned from two (2013 & 2014) broken/dislocated hip injuries, produced 729 receiving yards while leading the NFL in catches (86) by a TE. (Pitta's 86 also set the Ravens' single-season TE record.)
- WR Mike Wallace tallied his third-career 1,000-yard season (1,017 yards on 72 receptions), while WR Steve Smith Sr. posted 70 catches for 799 yards and a team-high 5 TDs.
- Pro Bowl FB Kyle Juszczyk led the league in catches (37) and receiving yards (266) by a fullback, while also serving as a lead blocker for RB Terrance West, who posted a team- and career-high 774 rushing yards and 5 TDs.
- G Marshal Yanda (right) earned his sixth-straight Pro Bowl honor, while C Jeremy Zuttah played in his first All-Star game as an alternate.



48

INSIDE LINEBACKER
6-0 | 227



PATRICK ONWUASOR

COLLEGE: PORTLAND STATE HS: INGLEWOOD (CA)
BORN: 8/22/92, INGLEWOOD, CA
EXP. (NFL/RAVENS): 2/2 GP/GS (PLAYOFFS): 11/1 (0/0)



TOGETHER

— KEY TRANSACTIONS —

- Elevated to Baltimore's active roster on 10/15/16
- Signed to the Ravens' practice squad on 9/4/16 after being waived on 9/3/16
- Signed with the Ravens as a RFA on 5/6/16

— CAREER HIGHLIGHTS —

- Posted a team-leading 11 special teams tackles and recorded 10 stops from scrimmage for a defense that ranked seventh overall (322.1 ypg)
- Tallied a career-high 6 tackles in his first start at Cin. (1/1/17)
- Produced a team-leading 2 special teams tackles and forced a WR Matthew Slater fumble on a kickoff, which was covered by the Ravens at NE (12/12/16)

— PERSONAL —

- Has volunteered at Mt. Hood Kiwanis Camp (Portland, OR) helping serve people with disabilities
- Often goes by the nickname "Peanut"
- Last name is pronounced: oh-WAH-so

— SEASON RECAPS —

2016: (BALTIMORE RAVENS – 16/1)

- Led the team with 11 special teams tackles and recorded 10 stops from scrimmage for a defense that ranked seventh overall (322.1 ypg)
- Made his first-career start and registered a career-high 6 tackles at Cin. (1/1/17)
- Posted 2 ST tackles and forced a fumble on a kickoff that Baltimore recovered at NE (12/12)
- Tallied 2 special teams stops in the 19-14 win vs. Cin. (11/27)

- Registered his first-career tackle from scrimmage, adding 1 special teams stop, at Dal. (11/20)
- Posted 1 solo special teams tackle and played 1 snap at LB in his first-career game at NYG (10/16) after being activated from the Ravens' practice squad

— COLLEGE —

- Played in 34 games (22 starts) in two years at Portland State after playing one season at Arizona (2012)...In 2015, ranked second in the FCS with 9 INTs (157 return yards), adding 85 tackles (49 solo), 10 PD and 3 TFL
- Named FCS first-team All-American and first-team All-Big Sky in 2015 after starting all 12 games at safety, producing 85 tackles, 9 INTs, 10 PD and 3 TFL
- Played one season at Arizona, where he appeared in 12 games (two starts) and recorded 36 tackles, 1 TFL and 1 PD

— HIGH SCHOOL —

- Prepped at Inglewood (CA) HS, where as a senior he was named *PrepStar* All-West Region after posting 37 catches for 745 yards and 7 TDs, adding 6 INTs (164 return yards)

2016

GAME-BY-GAME DEFENSE RAVENS

Date/Opp.	TT	Solo	Asst.	Sacks	INT	PD	FF	FR
9/11 vs. Buf.								
9/18 @ Cle.								
9/25 @ Jax.								
10/2 vs. Oak.								
10/9 vs. Was.								
10/16 @ NYG	0	0	0	0-0	0-0	0	0	0
10/23 @ NYJ								
11/6 vs. Pit.								
11/10 vs. Cle.	0	0	0	0-0	0-0	0	0	0
11/20 @ Dal.	1	0	1	0-0	0-0	0	0	0
11/27 vs. Cin.								
12/4 vs. Mia.	1	0	1	0-0	0-0	0	0	0
12/12 @ NE	0	0	0	0-0	0-0	0	0	0
12/18 vs. Phi.	0	0	0	0-0	0-0	0	0	0
12/25 @ Pit.	2	1	1	0-0	0-0	0	0	0
1/1/17 @ Cin.	6	0	6	0-0	0-0	0	0	0
Totals	10	1	9	0-0	0-0	0	0	0

REGULAR SEASON

Year	Team	GP	GS	TACKLES			SACKS		INTERCEPTIONS					FUMBLES				
				TT	Solo	Asst.	No.	Yards	No.	Yards	LG	TD	PD	FF	FR	Yards		
2016	Baltimore	11	1	10	1	9	0.0	0.0	0	0	0	0	0	0	0	0	0	--
Totals		11	1	10	1	9	0.0	0.0	0	0	0	0	0	0	0	0	0	0

SPECIAL TEAMS TACKLES (11): 2016 (11)


CAREER SINGLE-GAME HIGHS (REGULAR SEASON)

Total Tackles: 6 (1/1/17 at Cin.)	INTs: None	Forced Fumbles: None
Solo Tackles: 1 (12/25/16 at Pit.)	Passes Defensed: None	Fumble Recoveries: None
Sacks: None		

Additional Statistics: Forced a fumble on a kickoff at NE (12/12/16)

11

WIDE RECEIVER
6-2 | 215



BRESHAD PERRIMAN

COLLEGE: CENTRAL FLORIDA HS: ARABIA MOUNTAIN (LITHONIA, GA)
BORN: 9/10/93, DETROIT, MI
EXP. (NFL/RAVENS): 3/3 GP/GS (PLAYOFFS): 16/1 (0/0)



TOGETHER

— KEY TRANSACTIONS —

- Placed on Injured Reserve (knee) on 11/17/15
- Selected by the Ravens in the first round (26th overall) of the 2015 NFL Draft
- Elected to forego his senior season at Central Florida to declare for the NFL Draft

— CAREER HIGHLIGHTS —

- In 2016, produced 499 receiving yards on 33 receptions (15.1 avg.) and 3 TDs
- Posted a career-best 4 catches for 62 yards at Cin. (1/1/17)
- Scored on a 53-yard TD reception in a 38-6 win vs. Mia. (12/4)
- Posted a career-high 64 receiving yards, including a 27-yard TD vs. Cle. (11/10/16)
- Made his first-career-reception (35 yards) vs. Buf. (9/11/16)
- Missed his entire rookie season after sustaining a knee injury on the first day of training camp (7/30/15)

— PERSONAL —

- Father, Brett, played in the NFL for 10 years, totaling 525 receptions for 6,589 yards (12.6 avg.) and 30 TDs with New Orleans, Detroit, Kansas City and Miami
- Routinely competed in USA Track and Field and Junior Olympic events across the country while growing up

— SEASON RECAPS —

2016: (BALTIMORE RAVENS – 16/1)

- Posted 499 receiving yards, 33 receptions and 3 TDs in his first season healthy after missing the entire 2015 campaign with a knee injury
- Helped QB Joe Flacco record a single-season franchise record 4,317 passing yards
- Recorded a career-high 4 receptions for 62 yards at Cin. (1/1/17)
- Posted 52 receiving yards on 3 receptions, including a 47-yarder, at NE (12/12)
- Caught 2 passes for 59 yards (29.5 avg.), including a career-long 53-yard score, in the 38-6 win vs. Mia. (12/4)
- Posted a 14-yard TD reception on the Ravens' opening possession in the 19-14 victory vs. Cin. (11/27)

- Scored his first-career TD on an acrobatic 27-yard grab in the corner of the end zone, totaling a career-high 64 yards on 3 receptions (21.3 avg.) in the 28-7 win vs. Cle. (11/10)
- Produced his first-career catch on an electrifying 35-yard reception in the 13-7 season-opening victory vs. Buf. (9/11)

2015: (BALTIMORE RAVENS – 0/0)

- Placed on Injured Reserve (knee) on 11/17 after missing the first nine games of the season
- Sustained a knee injury on the first day of training camp (7/30) during his rookie campaign

— COLLEGE —

- Played in 39 games (24 starts) in three years (2012-14) at Central Florida, totaling 115 receptions for 2,243 yards (19.5 avg. – school record) and 16 TDs
- Posted the longest play from scrimmage in UCF history (91-yard reception)
- Earned first-team All-American Athletic Conference honors after leading the Knights with a career-high 50 receptions for 1,044 yards and 9 TDs...Also tabbed a first-team Postseason All-Conference selection by *Phil Steele*
- Received Conference USA All-Freshman accolades with 26 receptions for 388 yards (14.9 avg.) and 3 TDs in 2012

— HIGH SCHOOL —

- Prepped at Arabia Mountain (Lithonia, GA) HS, where he participated in the 2010 DeKalb County Coaches Association Senior All-Star Football Game...Was also the MVP of the Elite One Performance Football Camp
- Posted 13 catches for 301 yards and 3 TDs in just four games as a senior and recorded 27 catches for 512 yards and 6 TDs as a junior

2016

GAME-BY-GAME OFFENSE

RAVENS Date/Opp.	RECEIVING					RUSHING				
	No.	Yds.	Avg.	LG	TD	No.	Yds.	Avg.	LG	TD
9/11 vs. Buf.	1	35	35.0	35	0	0	0	0.0	0	0
9/18 @ Cle.	2	32	16.0	20	0	0	0	0.0	0	0
9/25 @ Jax.	2	22	11.0	15	0	1	2	2.0	2	0
10/2 vs. Oak.	3	24	8.0	15	0	0	0	0.0	0	0
10/9 vs. Was.	2	11	5.5	9	0	0	0	0.0	0	0
10/16 @ NYG	3	48	16.0	41	0	0	0	0.0	0	0
10/23 @ NYJ	1	11	11.0	11	0	0	0	0.0	0	0
11/6 vs. Pit.	3	33	11.0	16	0	0	0	0.0	0	0
11/10 vs. Cle.	3	64	21.3	27t	1	0	0	0.0	0	0
11/20 @ Dal.	0	0	0.0	0	0	0	0	0.0	0	0
11/27 vs. Cin.	1	14	14.0	14t	1	0	0	0.0	0	0
12/4 vs. Mia.	2	59	29.5	53t	1	0	0	0.0	0	0
12/12 @ NE	3	52	17.3	47	0	0	0	0.0	0	0
12/18 vs. Phi.	0	0	0.0	0	0	0	0	0.0	0	0
12/25 @ Pit.	3	32	10.7	15	0	0	0	0.0	0	0
1/1/17 @ Cin.	4	62	15.5	39	0	0	0	0.0	0	0
Totals	33	499	15.1	53t	3	1	2	2.0	2	0

11 BRESHAD PERRIMAN

REGULAR SEASON

Year	Team	GP	GS	RECEIVING					RUSHING				
				No.	Yards	Avg.	LG	TD	No.	Yards	Avg.	LG	TD
2015	Baltimore	0	0	INJURED RESERVE - KNEE					--	--	--	--	--
2016	Baltimore	16	1	33	499	*15.1	53t	3	1	2	2.0	2	0
Totals		16	1	33	499	15.1	53t	3	1	2	2.0	2	0

*LED TEAM

CAREER SINGLE-GAME HIGHS (REGULAR SEASON)

RECEIVING

Receptions:
4 (1/1/17 at Cin.)

Yardage:
64 (11/10/16 vs. Cle.)

Long Gain:
53t (12/4/16 vs. Mia.)

Touchdowns:
1 3 times (last: 12/4/16 vs. Mia.)

RUSHING

Carries:
1 (9/25/16 at Jax.)

Yardage:
2 (9/25/16 at Jax.)

Long Gain:
2 (9/25/16 at Jax.)

Touchdowns:
None

— PERRIMAN'S COMMUNITY IMPACT —



- Supports teammates' charitable endeavors, including Lardarius Webb's Annual Celebrity Softball Game
- Supported PLAY 60, the NFL movement for an active generation, by attending a school assembly at Deer Park Elementary School (2016)
- Delivered 300 Thanksgiving meals to families in the Brooklyn Park neighborhood of Baltimore City (2016)
- Assisted in a Toys for Tots holiday collection held at Howard (Ellicott City, MD) HS (2015)
- Participated in the CSN Amputee Warrior Softball Classic (2015)



97

DEFENSIVE TACKLE
6-0 | 340



MICHAEL PIERCE

COLLEGE: SAMFORD HS: DAPHNE (AL)
BORN: 11/6/92, DAPHNE, AL
EXP. (NFL/RAVENS): 2/2 GP/GS (PLAYOFFS): 16/1 (0/0)



TOGETHER

— KEY TRANSACTIONS —

- Signed with the Ravens as a rookie free agent on 5/6/16

— CAREER HIGHLIGHTS —

- Was the only undrafted rookie free agent to make the Ravens' roster in Week 1 of the 2016 season
- In 2016, finished second among rookie NFL DTs (DeForest Buckner, SF, 43) with 35 tackles (19 solo)
- Appeared in all 16 games as a rookie and helped anchor the league's fifth-ranked defense (89.4 ypg)
- Tallied a career-high 7 tackles at Cin. (1/1/17)
- Started and produced 5 tackles at Dal. (11/20/16)

— PERSONAL —

- Squatted 725 pounds while in college
- Loves to listen to jazz music, naming Bonnie James as one of his favorite artists
- Favorite player growing up was Gilbert Brown...Also models his game after Vince Wilfork and B.J. Raji
- Favorite way to relax in the offseason is to hang out on the beach and fish

— SEASON RECAPS —

2016: (BALTIMORE RAVENS – 16/1)

- Finished second among rookie NFL DTs (DeForest Buckner, SF, 43) with 35 tackles (19 solo), adding 2 sacks (-9 yards), and 1 PD for a defense that allowed the NFL's fifth-fewest rushing yards (89.4 ypg) and ranked seventh overall (322.1 ypg)
- Baltimore is one of three teams (Den. & Sea.) to rank in the NFL's Top 10 in total defense each of the past three seasons
- Tallied a career-high 7 tackles at Cin. (1/1/17)
- Recorded his first-career start and produced 5 tackles at Dal. (11/20)
- Registered 1 TFL and his first-career PD for a defense that limited the Browns to 144 yards of total offense in a 28-7 win vs. Cle. (11/10)
- Tallied his second-career sack (-3 yards) and established a then-career-high 5 tackles (3 solo) at NYJ (10/23)
- Posted 3 stops and 1 TFL as part of a defense that held the Giants to 38 rushing yards and didn't allow a rushing first down for just the fifth time in franchise history at NYG (10/16)
- Recorded 3 tackles (2 solo) as part of a front seven that allowed just 60 rushing yards vs. Was. (10/9)

- Posted his first-career sack for a "D" that posted a shutout in the final three quarters in a 25-20, come-from-behind win at Cle. (9/18)...The 20-point turnaround marked the Ravens' second-largest comeback victory in team history
- Pierce was the only undrafted rookie free agent to make the Ravens' roster in Week 1

— COLLEGE —

- Played in 47 career collegiate games (32 starts), racking up 145 tackles, 3.5 sacks and 24 TFL
- As a senior in 2015, tallied 48 tackles (27 solo), 2.5 sacks (-19 yards) and 9 TFL (-34 yards), earning first-team All-Southern Conference
- Named second-team All-SoCon as a junior by both the league's coaches and media after starting all 11 games and producing 35 tackles (26 solo), 5 TFL and 1 sack in 2014... Also carried the ball 4 times for 3 yards, posting 2 TDs in goal-line situations
- Played in 13 games (11 starts) as a sophomore in 2013, racking up 47 tackles (24 solo), 5 TFL and 1 sack
- Transferred to Samford after two seasons at Tulane, where he earned Conference USA All-Freshman honors after tallying 15 tackles, including 9 solo

— HIGH SCHOOL —

- Two-year letterman at Daphne (AL) HS, where he helped lead the Trojans to a combined 21-8 record, including a 15-0 campaign and a state championship as a senior
- Named first-team All-State and All-District while garnering 1st & 10 Club Defensive Player of the Year as a senior

2016

GAME-BY-GAME DEFENSE

RAVENS

Date/Opp.	TT	Solo	Asst.	Sacks	INT	PD	FF	FR
9/11 vs. Buf.	2	1	1	0-0	0-0	0	0	0
9/18 @ Cle.	1	1	0	1-6	0-0	0	0	0
9/25 @ Jax.	1	1	0	0-0	0-0	0	0	0
10/2 vs. Oak.	1	0	1	0-0	0-0	0	0	0
10/9 vs. Was.	3	2	1	0-0	0-0	0	0	0
10/16 @ NYG	3	1	2	0-0	0-0	0	0	0
10/23 @ NYJ	5	3	2	1-3	0-0	0	0	0
11/6 vs. Pit.	2	1	1	0-0	0-0	0	0	0
11/10 vs. Cle.	1	1	0	0-0	0-0	1	0	0
11/20 @ Dal.	5	2	3	0-0	0-0	0	0	0
11/27 vs. Cin.	2	1	1	0-0	0-0	0	0	0
12/4 vs. Mia.	0	0	0	0-0	0-0	0	0	0
12/12 @ NE	0	0	0	0-0	0-0	0	0	0
12/18 vs. Phi.	2	2	0	0-0	0-0	0	0	0
12/25 @ Pit.	0	0	0	0-0	0-0	0	0	0
1/1/17 @ Cin.	7	3	4	0-0	0-0	0	0	0
Totals	35	19	16	2-9	0-0	1	0	0

97 MICHAEL PIERCE

REGULAR SEASON

Year	Team	GP	GS	TACKLES			SACKS		INTERCEPTIONS					FUMBLES		
				TT	Solo	Asst.	No.	Yards	No.	Yards	LG	TD	PD	FF	FR	Yards
2016	Baltimore	16	1	35	19	16	2.0	9.0	0	0	0	0	1	0	0	0
Totals		16	1	35	19	16	2.0	9.0	0	0	0	0	1	0	0	0

CAREER SINGLE-GAME HIGHS (REGULAR SEASON)

Total Tackles: 7 (1/1/17 at Cin.)	INTs: None	Forced Fumbles: None
Solo Tackles: 3 2 times (last: 1/1/17 at Cin.)	Passes Defensed: 1 (11/10/16 vs. Cle.)	Fumble Recoveries: None
Sacks: 1 2 times (last: 10/23/16 at NYJ)		



— PIERCE'S COMMUNITY IMPACT —

- As part of the Ravens Foundation's annual signature project, volunteered to help renew and transform Mary Ann Winterling (Baltimore City) Elementary School, assisting with landscaping, painting and a field day for the school's children (2017)
- Joined fellow 2016 rookies at the Helping Up Mission men's shelter to provide underserved Baltimore men with a hot meal
- Supported PLAY 60, the NFL movement for an active generation, by attending a school assembly at West Towson Elementary School (2016)
- Supports teammates' charitable endeavors, including Lardarius Webb's Annual Celebrity Softball Game and former teammate Steve Smith Sr.'s Charity Fashion Show (2016)



PIERCE ANOTHER RAVENS' UNDRAFTED GEM

In 2016, undrafted rookie free agent DT Michael Pierce made the Ravens' 53-man Week 1 roster. His status marked the 13th-straight season a RFA has made Baltimore's roster, tying (Den. & NE) for the NFL's second-longest active streak entering the 2017 NFL campaign.

CONSECUTIVE SEASONS W/ ROOKIE FREE AGENT ON WEEK 1 ROSTER

(Current NFL Streaks Through 2016)

Rk.	Team	Seasons
1.	Indianapolis Colts	17
2.	Baltimore Ravens	13
	Denver Broncos	13
	New England Patriots	13



27

CORNERBACK
6-2 | 198

SHELDON PRICE

COLLEGE: UCLA HS: BISHOP AMAT (LA PUENTE, CA)
 BORN: 3/26/91, LONG BEACH, CA
 EXP. (NFL/RAVENS): 2/2 GP/GS (PLAYOFFS): 6/1 (0/0)



TOGETHER

— KEY TRANSACTIONS —

- Re-signed an exclusive rights free agent tender with Baltimore on 5/8/17
- Placed on Injured Reserve (thigh) on 10/11/16
- Signed his exclusive rights free agent tender with Baltimore on 5/17/16
- Signed with Baltimore's practice squad on 10/20/15 after being released by Indianapolis on 10/1/15
- Originally signed with the Colts as an undrafted rookie free agent on 4/30/13

— CAREER HIGHLIGHTS —

- In 2016, played in four games (one start) for Baltimore, which produced the NFL's No. 7 defense (322.1 ypg)
- Notched his first-career tackle vs. NYJ (9/21/15)
- Made his NFL debut with Indianapolis, competing on special teams, at Buffalo (9/13/15)

— PERSONAL —

- Sister, Kylie, was a member of the UCLA women's track and field team as an All-American long jumper
- Father, Dennis, played football at UCLA and was a fifth-round pick of the 1988 NFL Draft by the Oakland Raiders

— SEASON RECAPS —

2016: (BALTIMORE RAVENS – 4/1)

- Competed in four games for a defense that finished first in the league with 18 INTs (tied, SD and KC) and was the league's seventh-ranked unit (322.1 ypg)...Placed on Injured Reserve (thigh) on 10/11
- Recorded his first-career start prior to leaving the game with an injury (thigh) vs. Was. (10/9)

2015: (INDIANAPOLIS & BALTIMORE – 2/0)

- Was a gameday inactive at Cin. (1/3/16)
- Signed with Baltimore's practice squad on 10/20 following his release by Indianapolis on 10/1
- Made his NFL debut, competing on special teams, at Buffalo on 9/13 and notched his first-career tackle vs. NYJ on 9/21 while with the Colts

2014: (INDIANAPOLIS COLTS – 0/0)

- Was a gameday inactive for the last two games of the season (at Dal. on 12/21 and at Ten. on 12/28) after being elevated to the 53-man roster on 12/15
- Contributed as a practice squad player during Weeks 1-15

2013: (INDIANAPOLIS COLTS – 0/0)

- Was a gameday inactive vs. Jax. on 12/29 after being elevated to the 53-man roster on 12/26
- Spent most of the season on the practice squad after signing with Indy as a rookie free agent

— COLLEGE —

- Played in 47 games (45 starts) at UCLA, recording 157 tackles (123 solo), 5 INTs, 2 FFs and 21 PD
- Tallied a team-high-tying 4 INTs, 37 tackles and 5 PD as a senior in 2012
- Ran for the UCLA track program during the 2009 indoor season and one outdoor meet in the 2009-10 campaigns

— HIGH SCHOOL —

- Attended Bishop Amat (La Puente, CA) HS, where he was a three-time football and four-time track letterman
- Logged 42 tackles, 12 PD, 1 INT and returned a blocked FG for a TD in 11 games as a senior

REGULAR SEASON

Year	Team	GP	GS	TACKLES			SACKS		INTERCEPTIONS					FUMBLES				
				TT	Solo	Asst.	No.	Yards	No.	Yards	LG	TD	PD	FF	FR	Yards		
2015	Indianapolis	2	0	1	1	0	0.0	0.0	0	0	0	0	0	0	0	0	0	0
2016	Baltimore	4	1	0	0	0	0.0	0.0	0	0	0	0	0	0	0	0	0	0
Totals		6	1	1	1	0	0.0	0.0	0	0	0	0	0	0	0	0	0	0

CAREER SINGLE-GAME HIGHS (REGULAR SEASON)

Total Tackles:
1 (9/21/15 vs. NYJ)
Solo Tackles:
1 (9/21/15 vs. NYJ)
Sacks:
None

INTs:
None
Passes Defensed:
None

Forced Fumbles:
None
Fumble Recoveries:
None

49

CORNERBACK
6-2 | 200



AL-HAJJ SHABAZZ

COLLEGE: WEST CHESTER **HS:** JOHN BARTRAM (PHILADELPHIA, PA)

BORN: 8/2/92, PHILADELPHIA, PA

EXP. (NFL/RAVENS): 2/1 **GP/GS (PLAYOFFS):** 8/0 (1/0)



TOGETHER

— KEY TRANSACTIONS —

- Signed with Baltimore as a free agent on 6/5/17
- Promoted to Pittsburgh's active roster on 12/24/16
- Signed with the Steelers' practice squad on 12/20/16 after being released from Houston on 12/17/16
- Signed with Houston on 12/5/16 after being released by Pittsburgh on 12/3/16
- Promoted from the Steelers' practice squad to the active roster on 10/8/16...Signed by Pittsburgh on 2/4/16
- Signed with Tampa Bay on 7/29/15 after being released by Indianapolis on 6/2/15
- Originally signed by Indianapolis as a RFA on 5/4/15

— CAREER HIGHLIGHTS —

- Appeared in eight games in 2016 (seven with Pittsburgh and one with Houston), playing mainly on special teams
- Posted 3 ST stops in the Wild Card win vs. Mia. (1/8/17)

— SEASON RECAPS —

2016: (PITTSBURGH & HOUSTON – 8/0, 1/0)

- Played Week 5 and Weeks 9-12 with the Steelers prior to being released and playing in Week 14 with Houston...Re-joined Pittsburgh, where he played Weeks 16-17 and one game in the postseason
- Recorded a team-high 3 special teams stops and forced a fumble on a kickoff in the Wild Card victory vs. Mia. (1/8/17)
- Tallied his first-career tackle vs. NYJ (10/9)

2015: (INDIANAPOLIS & TAMPA BAY – 0/0)

- Spent the 2015 offseason and preseason with Indy and TB

— COLLEGE —

- Saw action in 47 games (37 starts) at West Chester (PA), where he recorded 151 tackles, 9 INTs (2 returned for TDs), 32 PD, 1 FF, 1 FR and 1 blocked kick
- Named a Division II All-American and was one of just 11 non-Division I players to be selected to play in the NFLPA Collegiate Bowl as a senior in 2014 after posting 39 tackles (28 solo), 4 INTs, 1 blocked kick and a single-season career-high 16 PD

— HIGH SCHOOL —

- Prepped at John Bartram (Philadelphia, PA) HS, where he was named All-City and was named co-MVP of the city All-Star game as a senior
- **First name is pronounced: al-HODGE**

2016

GAME-BY-GAME DEFENSE STEELERS/TEXANS

Date/Opp.	TT	Solo	Asst.	Sacks	INT	PD	FF	FR
WITH PITTSBURGH								
9/12 @ Was.								
9/18 vs. Cin.								
9/25 @ Phi.								
10/2 vs. KC								
10/9 vs. NYJ	1	1	0	0-0	0-0	0	0	0
10/16 @ Mia.								
10/23 vs. NE								
11/6 @ Bal.								
11/13 vs. Dal.								
11/20 @ Cle.								
11/24 @ Ind.								
WITH HOUSTON								
12/11 @ Ind.								
WITH PITTSBURGH								
12/25 vs. Bal.								
1/1/17 @ vs. Cle.								
Totals	1	1	0	0-0	0-0	0	0	0
Playoffs								
1/8/17 vs. Mia.								
Totals	0	0	0	0-0	0-0	0	0	0

REGULAR SEASON

Year	Team	GP	GS	TACKLES			SACKS		INTERCEPTIONS				FUMBLES				
				TT	Solo	Asst.	No.	Yards	No.	Yards	LG	TD	PD	FF	FR	Yards	
2016	Pit./Hou.*	8	0	1	1	0	0.0	0.0	0	0	0	0	0	0	0	0	0
Totals		8	0	1	1	0	0.0	0.0	0	0	0	0	0	0	0	0	0

*PLAYED 7 GAMES OF THE 2016 SEASON WITH PITTSBURGH AND 1 WITH HOUSTON

CAREER SINGLE-GAME HIGHS (REGULAR SEASON)

Total Tackles: 1 (10/9/16 vs. NYJ)	INTs: None	Forced Fumbles: None	Sacks: None
Solo Tackles: 1 (10/9/16 vs. NYJ)	Passes Defensed: None	Fumble Recoveries: None	

POSTSEASON

Year	Team	GP	GS	TACKLES			SACKS		INTERCEPTIONS				FUMBLES				
				TT	Solo	Asst.	No.	Yards	No.	Yards	LG	TD	PD	FF	FR	Yards	
2016	Pittsburgh	1	0	0	0	0	0.0	0.0	0	0	0	0	0	0	0	0	0
Totals		1	0	0	0	0	0.0	0.0	0	0	0	0	0	0	0	0	0

22

CORNERBACK
6-2 | 210



JIMMY SMITH

COLLEGE: COLORADO **HS:** COLTON (CA)

BORN: 7/26/88, FONTANA, CA

EXP. (NFL/RAVENS): 7/7 **GP/GS (PLAYOFFS):** 74/56 (6/1)



TOGETHER

— KEY TRANSACTIONS —

- Re-signed with the Ravens on 4/21/15
- Originally selected by the Ravens in the first round (27th overall) of the 2011 NFL Draft

— CAREER HIGHLIGHTS —

- Has produced 221 tackles (193 solo), 8 INTs (1 returned for a TD) and 47 PD during his career
- Posted a career-high 3 INTs (one returned for a TD), his first-career sack, 10 PD and 54 tackles (48 solo) in 2015
- Produced a career-high 9 tackles (8 solo, tied a career high) vs. Cle. (10/11/15)
- Notched his first-career sack at Oak. (9/20/15)
- Returned a QB Peyton Manning INT 24 yards for his first-career TD at Den. (9/13/15)
- In 2013, started all 16 games for the first time in his career and set career highs in tackles (58), solo tackles (49), PD (16) and FFs (2), while posting 2 INTs
- Had 3 tackles and 2 PD in the 2012 playoffs, including a clutch PD in Super Bowl XLVII's final goal-line stand

— PERSONAL —

- Has four brothers who played college football: Ryan Smalls (Illinois), Terrance Smalls (Illinois), Paul Smalls (New Mexico) and Anthony Smalls (Idaho State)
- Played high school football with former Ravens CB Shareece Wright...The two remain best friends
- Would have liked to match up against former NFL wide receivers Michael Irvin and Randy Moss

— SEASON RECAPS —

2016: (BALTIMORE RAVENS – 11/11)

- Totaled 32 tackles (29 solo) and 4 PD for a defense that finished first in the league with 18 INTs (tied, SD and KC), allowed the NFL's fifth-fewest rushing yards (89.4 ypg) and was the league's seventh-ranked unit (322.1 ypg)
- Baltimore is one of three teams (Den. & Sea.) to rank in the NFL's Top 10 in total defense in each of the past three seasons
- Started all 11 games in which he played, but finished the season on Injured Reserve (ankle)
- Posted 2 tackles and 1 PD before leaving the game in the first quarter with an ankle injury at NE (12/12)
- Recorded 6 stops (5 solo) and 1 PD for a defense that produced 3 INTs and allowed just 277 total yards in the 38-6 win vs. Mia. (12/4)

- Tallied 4 solo tackles and 1 PD for a defense that limited the Browns to 144 yards of total offense, marking the eighth fewest in Ravens franchise history, in the 28-7 win vs. Cle. (11/10)
- Posted a season-high 5 tackles prior to leaving the game in the second quarter with a concussion at NYG (10/16)... Limited WR Odell Beckham Jr. to 1 catch for 6 yards
- Contributed 3 tackles (all solo) for a unit that limited the Jaguars to 216 yards of total offense in the 19-17 win at Jax. (9/25)
- Started and posted 1 PD, limiting standout Bills WR Sammy Watkins to 4 catches for 41 yards, for a "D" that allowed just 160 yards, which tied for the 13th fewest in franchise history, in the 13-7 season-opening win vs. Buf. (9/11)

2015: (BALTIMORE RAVENS – 16/16)

- Registered a career-high 3 INTs (one returned for a TD), his first-career sack, 10 PD and 54 tackles (48 solo) for the NFL's eighth-ranked defense (337.4 ypg)
- Ravens "D" finished No. 2 overall (291.1 ypg) and No. 1 vs. the pass (183.3 ypg) over the season's final eight games
- Was one of seven NFL defenders (Lavonte David, Reshad Jones, Luke Kuechly, Tyrann Mathieu, Ron Parker & Adam Jones) with at least 50 tackles, 3 INTs, 10 PD and 1 sack
- Tallied 2 solo tackles and 2 PD for a defense that allowed just 198 net passing yards in the 20-17 victory vs. Pit. (12/27)...Returned a QB Ben Roethlisberger INT 101 yards for a score that was nullified by an offsides penalty
- Started and played every snap for a defense that allowed a season-low 8 first downs and permitted just 86 yards on 9-of-19 passing (47.4%) at Mia. (12/6)
- Tallied a career-high-tying 3 PD and 3 tackles for a defense that allowed 168 net passing yards vs. Jax. (11/15)
- Totaled a career-high 9 tackles (8 solo) vs. Cle. (10/11)
- Posted 2 solo stops, helping limit the Steelers to 96 net passing yards in the 23-20 OT victory at Pit. (10/1)
- Scored his first-career TD on a 24-yard INT return, adding 8 solo stops, for a unit that did not allow a TD at Den. (9/13)

2014: (BALTIMORE RAVENS – 8/8, 0/0)

- Posted 28 tackles (22 solo), 8 PD and 1 INT in the first half of the season (was hurt early in the eighth game), before being placed on Injured Reserve (foot) on 11/8
- Registered 5 solo tackles and 1 INT (returned 31 yards) for a defense that held the Buccaneers to 17% (2-of-12) on third down in the 48-17 victory at TB (10/12)

22 JIMMY SMITH

- Collected 3 tackles and 2 PD in the 38-10 win vs. Car. (9/28)
- Tallied 3 tackles and 1 PD for a defense that did not allow a TD and forced 3 turnovers in the 26-6 win vs. Pit. (9/11)

2013: (BALTIMORE RAVENS – 16/16)

- Started all 16 games for the first time in his career and established career highs in tackles (58), solo tackles (49), PD (16) and FFs (2)...Also tallied 2 INTs
- Posted 2 tackles, 2 PD and 1 INT (in the end zone to prevent a TD) at Cin. (12/29)
- Had 7 tackles and 2 PD in the 18-16 victory at Det. (12/16)
- Produced 3 tackles and 1 INT (a leaping end zone grab to thwart a Packers' scoring opportunity) vs. GB (10/13)
- Posted a team- and career-high 3 PD and 3 solo stops for a defense that didn't allow a TD in the 14-6 victory vs. Cle. (9/15)
- Recorded 6 solo tackles, 1 PD and 1 FF at Den. (9/5)

2012: (BALTIMORE RAVENS – 11/2, 4/0)

- Recorded 31 tackles (27 solo), 3 PD and 3 special teams stops...Missed five games due to injury (sports hernia)
- Totaled 3 solo tackles and 2 PD for a defense that forced 10 turnovers in four playoff games en route to winning Super Bowl XLVII
- Recorded 1 tackle and 2 PD, including one late in the fourth quarter during the Ravens' final goal-line stand, in the 34-31 victory in Super Bowl XLVII vs. SF (2/3/13)...The defense held the 49ers to 22% (2-of-9) on third down
- Started and tied a then-career high with 7 tackles in the 25-15 victory at Cle. (11/4)
- Tied a then-career high with 7 tackles (all solo) and posted 1 PD in the 31-29 victory vs. Dal. (10/14)

2011: (BALTIMORE RAVENS – 12/3, 2/1)

- Produced 18 tackles (all solo), 8 PD and 2 INTs (48 return yards) for the NFL's third-ranked defense (288.9 ypg)... Missed four games due to an ankle injury

- Totaled 3 tackles, 1 PD and 1 INT for a team that forced 7 turnovers in two playoff games...Posted 1 special teams FR
- Started his first-career postseason game and had 1 tackle and 1 INT for a defense that picked off QB Tom Brady twice, not allowing him to throw a TD and holding him to a 57.5 passer rating in the AFC Championship at NE (1/22/12)
- Posted 2 tackles from scrimmage and 1 FR on special teams that led to the Ravens' first TD in the 20-13 victory in the Divisional Playoff vs. Hou. (1/15/12)
- Started his first-career NFL game and netted 1 solo tackle and 1 INT (32 return yards) in the 24-10 victory at Cle. (12/4)
- Netted 3 solo tackles, 1 PD and pulled in his first-career INT, which led to a Ravens' TD on the very next play, for a defense that forced 3 turnovers vs. Cin. (11/20)
- Saw action in his first-career game before leaving the contest on the opening kickoff with an ankle injury in the 35-7 victory vs. Pit. (9/11)

— COLLEGE —

- Played in 47 games (27 starts) at Colorado, totaling 183 tackles, 18 PD and 3 INTs...Allowed just 11 completions and one first down in man coverage as a junior and senior
- Earned first-team All-Big 12 honors (coaches, *Phil Steele* and *collegefootballnews.com*) and Honorable Mention All-Big 12 (*Associated Press*) as a senior in 2010 after posting 70 tackles (57 solo), adding 2.5 TFL, 5 PD and 1 FR
- Graduated with a bachelor's degree in sociology in 2010

— HIGH SCHOOL —

- Prepped at Colton (CA) HS, where he earned first-team All-Southeastern Conference honors at WR and CB...Also received first-team All-County recognition
- Posted 47 stops, 15 PD, 2 INTs, 2 FFs and 1 FR as a senior... Added 53 receptions for 1,123 yards and 14 TDs as a WR

— SMITH'S COMMUNITY IMPACT —

- Hosted the Jimmy Smith Football Camp at Towson University (2014), Grand Terrace High School (CA) and Landsdowne (MD) HS (2015)
- Personally shopped and delivered gifts and toys to deserving Salvation Army (2013-14) and United Way (2016) families in Baltimore City
- Joined fellow teammates to visit patients undergoing treatment for breast cancer at Mercy Medical Center, as part of the Ravens' Breast Cancer Awareness initiative (2014)
- Interacted with children undergoing medical treatment at Johns Hopkins Hospital (2014)
- Participated with his teammates in the Ravens' 10th annual Holiday Helpers event at Target to shop for gifts with Baltimore youth in need (2014)
- Alongside Giant Food, helped distribute 150 holiday food baskets to families in need at the Harry & Jeanette Weinberg Family Center YMCA (2014)



22 JIMMY SMITH

2016

GAME-BY-GAME DEFENSE

RAVENS

Date/Opp.	TT	Solo	Asst.	Sacks	INT	PD	FF	FR
9/11 vs. Buf.	1	1	0	0-0	0-0	1	0	0
9/18 @ Cle.	2	2	0	0-0	0-0	0	0	0
9/25 @ Jax.	3	3	0	0-0	0-0	0	0	0
10/2 vs. Oak.	3	3	0	0-0	0-0	0	0	0
10/9 vs. Was.	3	3	0	0-0	0-0	0	0	0
10/16 @ NYG	5	5	0	0-0	0-0	0	0	0
10/23 @ NYJ	1	1	0	0-0	0-0	0	0	0
11/6 vs. Pit.	2	2	0	0-0	0-0	0	0	0
11/10 vs. Cle.	4	4	0	0-0	0-0	1	0	0
11/20 @ Dal.	INACTIVE - BACK							
11/27 vs. Cin.	INACTIVE - BACK							
12/4 vs. Mia.	6	5	1	0-0	0-0	1	0	0
12/12 @ NE	2	0	2	0-0	0-0	1	0	0
12/18 vs. Phi.	INACTIVE - ANKLE							
12/25 @ Pit.	INACTIVE - ANKLE							
1/1/17 @ Cin.	INJURED RESERVE - ANKLE							
Totals	32	29	3	0-0	0-0	4	0	0



NUMBERS TO RAVE ABOUT

15

Games since 2008 the Ravens have not allowed an opponent to score a TD. Only Seattle (22), SF (20) and Pittsburgh (17) have more.

21

Consecutive seasons (and an NFL record) the Ravens' defense has held opponents to a 4.0 rushing average or less.

35

Games the Ravens have held foes to 10 points or fewer since 2008, ranking second most in the NFL. (Seattle is first at 36; Pittsburgh is third at 34.) Baltimore is 35-0 in these contests.

REGULAR SEASON

Year	Team	GP	GS	TACKLES			SACKS		INTERCEPTIONS					FUMBLES		
				TT	Solo	Asst.	No.	Yards	No.	Yards	LG	TD	PD	FF	FR	Yards
2011	Baltimore	12	3	18	18	0	0.0	0.0	2	48	32	0	8	0	0	0
2012	Baltimore	11	2	31	27	4	0.0	0.0	0	0	0	0	3	0	0	0
2013	Baltimore	16	16	58	49	9	0.0	0.0	2	0	0	0	16	2	0	0
2014	Baltimore	8	8	28	22	6	0.0	0.0	1	31	31	0	8	0	0	0
2015	Baltimore	16	16	54	48	6	1.0	0.0	*3	24	24t	*1	10	0	0	0
2016	Baltimore	11	11	32	29	3	0.0	0.0	0	0	0	0	4	0	0	0
Totals		74	56	221	193	28	1.0	0.0	8	103	32	1	47	2	0	0

*LED TEAM

SPECIAL TEAMS TACKLES (5): 2011 (2); 2012 (3)

CAREER SINGLE-GAME HIGHS (REGULAR SEASON)

Total Tackles:

9 (10/11/15 vs. Cle.)

Solo Tackles:

8 2 times (last: 10/11/15 vs. Cle.)

Sacks:

1 (9/20/15 at Oak.)

INTs:

1 8 times (last: 12/27/15 vs. Pit.)

Passes Defensed:

3 2 times (last: 11/15/15 vs. Jax.)

Forced Fumbles:

1 2 times (12/8/13 vs. Min.)

Fumble Recoveries:

None

POSTSEASON

Year	Team	GP	GS	TACKLES			SACKS		INTERCEPTIONS					FUMBLES		
				TT	Solo	Asst.	No.	Yards	No.	Yards	LG	TD	PD	FF	FR	Yards
2011	Baltimore	2	1	3	1	2	0.0	0.0	1	39	39	0	1	0	0	0
2012	Baltimore	4	0	3	3	0	0.0	0.0	0	0	0	0	2	0	0	0
2014	Baltimore	0	0	INJURED RESERVE - FOOT			--	--	--	--	--	--	--	--	--	--
Totals		6	1	6	4	2	0.0	0.0	1	39	39	0	3	0	0	0

90

OUTSIDE LINEBACKER
6-4 | 275



Za'DARIUS SMITH

COLLEGE: KENTUCKY HS: GREENVILLE (AL)
BORN: 9/8/92, MONTGOMERY, AL
EXP. (NFL/RAVENS): 3/3 GP/GS (PLAYOFFS): 28/4 (0/0)



TOGETHER

— KEY TRANSACTIONS —

- Selected by the Ravens with their first pick in the fourth round (122nd overall) of the 2015 NFL Draft
- Was the first of three Ravens picks (RB Javorius Allen – 125th and CB Tray Walker – 136th) in the fourth round

— CAREER HIGHLIGHTS —

- Recorded his first career FF vs. Cle. (11/10/16)
- As a rookie in 2015, recorded 30 tackles (20 solo), 5.5 sacks (-24.5 yards) and 1 PD for the NFL's eighth-ranked defense (337.4 ypg), which finished No. 2 overall (291.1 ypg) and No. 1 vs. the pass (183.3 ypg) over the season's final eight games
- Was the NFL's only rookie to record at least two multiple-sack (1.5 or more) games in 2015 and just the third Ravens rookie to accomplish the feat
- Blocked a 26-yard FGA in the third quarter, adding 1 tackle and his first-career PD, vs. Jax. (11/15/15)
- Set career highs in tackles and solo stops (4) and posted his first-career sacks (2 for -13 yards) at Pit. (10/1/15)

— PERSONAL —

- Older brother, Bob Meeks, played center at Auburn (1988-91) and for the Denver Broncos (1992-94)
- Cousin, Davern Williams, played at Troy (1999-2003) and with the New York Giants (2004)
- Niece, Kristi Mokube, played basketball at Florida State and at George Mason

— SEASON RECAPS —

2016: (BALTIMORE RAVENS – 13/4)

- Totaled 20 tackles (10 solo), 1 sack (-9 yards) and 1 FF for a defense that allowed the NFL's fifth-fewest rushing yards (89.4 ypg) and ranked seventh overall (322.1 ypg)
- Baltimore is one of three teams (Den. & Sea.) to rank in the NFL's Top 10 in total defense in each of the past three seasons
- Started and produced 1 sack (-9 yards), forcing QB Josh McCown to fumble, and registered 3 tackles for a "D" that limited the Browns to 144 yards, marking the eighth fewest in Ravens history, in the 28-7 win vs. Cle. (11/10)
- Started and tallied 3 tackles, 1 QBH and 1 PD at NYJ (10/23)
- Recorded his first-career start and posted 2 tackles as part of a defense that held the Giants to 38 rushing yards and didn't allow a rushing first down for just the fifth time in franchise history at NYG (10/16)

- Posted 3 tackles, notching 2 TFL for a unit that limited the Jaguars to 216 yards of total offense in the 19-17 win at Jax. (9/25)

2015: (BALTIMORE RAVENS – 15/0)

- Totaled 30 tackles (20 solo), 5.5 sacks (-24.5 yards) and 1 PD for the NFL's eighth-ranked defense (337.4 ypg), which finished No. 2 overall (291.1 ypg) and No. 1 vs. the pass (183.3 ypg) over the season's final eight games
- Was the NFL's only rookie to record at least two multiple-sack (1.5 or more) games on the season and just the third (Peter Boulware and Terrell Suggs) rookie to accomplish the feat in Ravens history
- Registered 3 tackles (2 solo), including 2 TFL, and 1 sack for a defense that snapped the Steelers' streak of six-straight 30-point performances in the 20-17 victory vs. Pit. (12/27)
- Matched career highs in sacks (2) and tackles (4) for a defense that allowed 277 total net yards vs. KC (12/20)
- Played on special teams and from scrimmage, posting 1 tackle, 1 PD and 1 FG block, vs. Jax. (11/15)...Blocked K Jason Myers' 26-yard FGA in the third quarter
- Set career highs in tackles and solo stops (4) and posted his first-career sacks (2 for -13 yards), helping limit the Steelers to 96 net passing yards in the 23-20 OT victory at Pit. (10/1)...Became the fifth rookie in Ravens history (Peter Boulware, Terrell Suggs, Pernell McPhee and Timmy Jernigan) to record at least 2 sacks in a game

Z. SMITH: DID YOU KNOW?

In 2015, OLB Za'Darius Smith was the NFL's only rookie to record at least two multiple-sack (1.5 or more) games (Week 4 at Pit. and Week 15 vs. KC). Smith also became just the third first-year player in team history to accomplish that feat.

MULTIPLE-SACK (1.5 OR MORE) GAMES BY A RAVENS' ROOKIE

Rk.	Player	Multi-Sack Games
1.	Peter Boulware (1997)	4
2.	Terrell Suggs (2003)	3
3.	Za'Darius Smith (2015)	2
4.	Timmy Jernigan (2014)	1
	Pernell McPhee (2011)	1



90 ZA'DARIUS SMITH

— COLLEGE —

- Competed in 24 games (all starts) during his two seasons (2013-14) at Kentucky, recording 120 tackles (50 solo), 14 TFL (-98 yards), 10.5 sacks (-91 yards), 3 PD and 2 FRs
- Posted 61 tackles (26 solo), 4.5 sacks (-38 yards), 7.5 TFL (-44 yards), 1 FR and 2 PD as a senior in 2014
- Totaled 66 tackles (44 solo), 11.5 sacks (-90 yards), 11 TFL (-38 yards), 4 FFs, 3 PD and 1 INT in two seasons (2011-12) at East Mississippi Community College, where he helped lead the Lions to a 20-2 mark and the school's first NJCAA National Championship in 2011
- Majored in community and leadership development

— HIGH SCHOOL —

- Prepped at Greenville (AL) HS, where he starred in basketball and didn't play football until his senior year



2016

GAME-BY-GAME DEFENSE

RAVENS

Date/Opp.	TT	Solo	Asst.	Sacks	INT	PD	FF	FR
9/11 vs. Buf.	1	1	0	0-0	0-0	0	0	0
9/18 @ Cle.	2	2	0	0-0	0-0	0	0	0
9/25 @ Jax.	3	3	0	0-0	0-0	0	0	0
10/2 vs. Oak.	0	0	0	0-0	0-0	0	0	0
10/9 vs. Was.	0	0	0	0-0	0-0	0	0	0
10/16 @ NYG	2	1	1	0-0	0-0	0	0	0
10/23 @ NYJ	3	0	3	0-0	0-0	1	0	0
11/6 vs. Pit.	1	0	1	0-0	0-0	0	0	0
11/10 vs. Cle.	3	2	1	1-9	0-0	0	1	0
11/20 @ Dal.	2	0	2	0-0	0-0	0	0	0
11/27 vs. Cin.				INACTIVE				
12/4 vs. Mia.	0	0	0	0-0	0-0	0	0	0
12/12 @ NE				INACTIVE				
12/18 vs. Phi.				INACTIVE				
12/25 @ Pit.	0	0	0	0-0	0-0	0	0	0
1/1/17 @ Cin.	3	1	2	0-0	0-0	0	0	0
Totals	20	10	10	1-9	0-0	1	1	0

REGULAR SEASON

Year	Team	GP	GS	TACKLES			SACKS		INTERCEPTIONS					FUMBLES		
				TT	Solo	Asst.	No.	Yards	No.	Yards	LG	TD	PD	FF	FR	Yards
2015	Baltimore	15	0	30	20	10	5.5	24.5	0	0	0	0	1	0	0	0
2016	Baltimore	13	4	20	10	10	1.0	9.0	0	0	0	0	1	1	0	0
Totals		28	4	50	30	20	6.5	33.5	0	0	0	0	2	1	0	0

CAREER SINGLE-GAME HIGHS (REGULAR SEASON)

Total Tackles:

4 4 times (last: 12/20/15 vs. KC)

Solo Tackles:

4 (10/1/15 at Pit.)

Sacks:

2 2 times (last: 12/20/15 vs. KC)

INTs:

None

Passes Defensed:

1 2 times (last: 10/23/16 at NYJ)

Forced Fumbles:

1 (11/10/16 vs. Cle.)

Fumble Recoveries:

None

Additional Statistics: Recorded a FG block vs. Jax. (11/15/15); Posted a 15-yard KOR vs. Pit. (12/27/15)

— SMITH'S COMMUNITY IMPACT —

- Supports teammates' charitable endeavors, including Lardarius Webb's Celebrity Softball Game (2016-17)



79

TACKLE
6-6 | 320

RONNIE STANLEY

COLLEGE: NOTRE DAME HS: BISHOP GORMAN (LAS VEGAS, NV)

BORN: 3/18/94, LOS ANGELES, CA

EXP. (NFL/RAVENS): 2/2 GP/GS (PLAYOFFS): 12/12 (0/0)



TOGETHER

— KEY TRANSACTIONS —

- Ronnie Stanley was selected by the Ravens in the first round (sixth overall) of the 2016 NFL Draft

— CAREER HIGHLIGHTS —

- Started 12 games at LT as a rookie in 2016, helping QB Joe Flacco post a team-record 4,317 passing yards
- Part of an O-line that did not permit a sack, allowing QB Joe Flacco to connect on 36 passes on 47 attempts for 381 yards and 4 TDs in the 38-6 win vs. Mia. (12/4/16)

— PERSONAL —

- Stanley is 50 percent Tongan, (his mother, Julie, was born in Tonga), and in 2015, he earned the Polynesian Player of the Year Award, given annually by the Polynesian Football Hall of Fame to the most outstanding Polynesian college football player
- Is an advocate of pet adoption and supporting animal shelters...Went to the Baltimore BARCS Animal Shelter, where he adopted a female pit bull (named Lola) during his 2016 rookie season and then a pit mix (named Rico) in the spring of 2017
- Attended Bishop Gorman (Las Vegas, NV) HS with Orioles outfielder Joey Rickard (Rickard is three years older than Stanley)
- Graduated with a management entrepreneurship degree

— SEASON RECAPS —

2016: (BALTIMORE RAVENS – 12/12)

- Started 12 games at LT as part of an O-line that helped protect QB Joe Flacco, allowing him to register a career-high 64.9 completion percentage and throw for a franchise-record 4,317 yards...Missed four games with a foot injury



— STANLEY'S COMMUNITY IMPACT —

- Dedicated supporter of the BARCS Animal Shelter in Baltimore, where he adopted his dogs Lola and Rico...Advocate for Show Your Soft Side, a campaign developed to combat animal abuse in Baltimore
- Joined the 2016 rookie class at the Helping Up Mission in Baltimore City, visiting with and serving lunch to the residents of the homeless shelter
- Took children from the Casey Cares Foundation, an organization that provides uplifting programs with a special touch to critically ill children, on a Halloween costume shopping trip to Party City (2016)
- Joined youth from Woodson Elementary and George Washington Elementary to participate in the annual United Way Hometown Huddle Ravens' TEAM Challenge event at Under Armour's Banner Field in Baltimore City (2016)
- Supports teammates' charitable endeavors, including Lardarius Webb's Celebrity Softball Game (2016)
- Attended the Ravens Flock Festival at M&T Bank Stadium following his selection as the team's first draft pick (2016)

- Part of an offensive line that helped pave the way for a season-high 151 rushing yards and a 6.3 yards-per-carry average in the 27-26 victory vs. Phi. (12/18)
- Part of an offensive line that did not permit a sack, allowing QB Joe Flacco to connect on 36 passes on 47 attempts for 381 yards and 4 TDs in the 38-6 win vs. Mia. (12/4)...The Ravens had 496 yards of offense, ranking sixth most in team history
- Started at LT as part of an O-line that helped the offense generate 396 yards of total offense and a season-high 28 points in the 28-7 win vs. Cle. (11/10)
- Recorded his first-career start and protected QB Joe Flacco, who went 22-of-33 for 258 yards and 1 TD, in the 13-7 season-opening victory vs. Buf. (9/11)

— COLLEGE —

- Played in 41 games at Notre Dame, making 39-straight starts to conclude his career
- Allowed just 4 QB hurries, 4 QB hits and 3 sacks as a senior in 2015, earning several first-team All-American honors...Also a semifinalist for the Lombardi Award and Outland Trophy
- Registered 16 knockdown blocks and allowed just 1 sack, the fewest of the Irish O-Lineman in 2014, earning Notre Dame Offensive Lineman of the Year

— HIGH SCHOOL —

- Prepped at Bishop Gorman (Las Vegas, NV) HS, where he was a three-year starter who helped his team to a combined 43-3 record, three-straight state titles and final No. 5 national ranking in 2011
- As a senior, was ranked as the best player in Nevada and 15th-best OT in the nation by *Rivals.com*...Also garnered All-State and All-League honors
- A standout basketball player whose team finished with a No. 11 national ranking and won a state championship in 2011

55

OUTSIDE LINEBACKER
6-3 265

TERRELL SUGGS

COLLEGE: ARIZONA STATE HS: HAMILTON (CHANDLER, AZ)

BORN: 10/11/82, MINNEAPOLIS, MN

EXP. (NFL/RAVENS): 15/15 GP/GS (PLAYOFFS): 197/181 (17/17)



TOGETHER

— KEY TRANSACTIONS —

- Placed on Injured Reserve (Achilles) on 9/16/15
- Re-signed with the Ravens on 2/17/14
- Placed on PUP (Achilles) on 8/27/12
- Re-signed with the Ravens on 7/15/09
- Originally selected by Baltimore in the first round (10th overall) of the 2003 NFL Draft

— HONORS —

- NFL Defensive Player of the Year (2011)
- Six-time Pro Bowler (2004, 2006, 2008, 2010-11 and 2013)
- Pro Bowl first alternate (2014)
- *Pro Football Weekly* Defensive Player of the Year (2011)
- KC 101 Defensive Player of the Year (2011)
- AFC Defensive Player of the Month (December, 2011; November, 2010)
- AFC Defensive Player of the Week (Week 14, 2011; Week 12, 2011; Week 1, 2011; Week 7, 2008; Week 13, 2005)
- *Associated Press* Defensive Rookie of the Year (2003)
- *Associated Press* first-team All-Pro (2011)
- *Associated Press* second-team All-Pro (2008)
- Butkus Award (best LB) co-winner with Cowboys LB DeMarcus Ware (2011)
- Ed Block Courage Award Winner (2012)
- *Football Digest* second-team All-Pro (2006)
- *Pro Football Weekly* first-team All-NFL (2011)
- *The Sporting News* All-Pro Team (2011)
- Defensive Rookie of the Month (September, 2003)

— PERSONAL —

- Is a movie aficionado, with a TV, DVD player and sound system in his Ravens locker
- Owns an independent film company, "Team Sizzle Productions"
- Co-wrote and produced "When Beautiful People Do Ugly Things," a short film that was shot in Baltimore and was shown at the Cannes Film Festival in May 2011
- Also produced, "The Commitment," which was selected to Cannes in 2012
- He is also in pre-production on his third feature film, "Everything About You"
- Was one of 20 players selected to take part in the NFL's first-ever Hollywood Boot Camp, providing current and former players an opportunity to get a taste of the motion picture business (2012)

— CAREER HIGHLIGHTS —

- Ravens all-time leader in sacks (114.5), sack yards (-822) and FFs (32) and is second in FRs (13)...Also franchise leader in postseason sacks (12.5) and yards (-79)
- His 856 tackles (570 solo) are second to Ray Lewis (2,643) in Ravens franchise history
- His 114.5 career sacks and 822 sack yards each rank fourth among active NFL players, entering 2017
- Became the 31st NFL player to amass 100-career sacks and recorded his 800th-career tackle with 6 stops and 1 QB drop in the 34-27 victory at NO (11/24/14)
- One of three NFL players (DeMarcus Ware and Jared Allen) to post 10-plus sacks each year from 2010-14
- Posted a single-season franchise-record 7 FFs in 2011
- Owns 53 PD and 7 INTs (2 returned for TDs, both in 2008)
- Scored his first-career TD on a 44-yard INT return at Mia. (10/19/08)
- Recorded a career-high 102 tackles (62 solo) in 2008
- Tallied a franchise-rookie-record 12 sacks in 2003...Also tied an NFL rookie record (Santana Dotson) with a sack in each of his first four NFL games

— SEASON RECAPS —

2016: (BALTIMORE RAVENS – 15/15)

- Led the team in sacks (8 for -62 yards) for the eighth time in his career, also posting 35 tackles (28 solo), 3 FFs and 4 PD... Playing with a torn biceps for much of the season, helped lead a defense that allowed the NFL's fifth-fewest rushing yards (89.4 ypg) and ranked seventh overall (322.1 ypg)
- Baltimore is one of three teams (Den. & Sea.) to rank in the NFL's Top 10 in total defense in each of the past three seasons
- Posted 6 tackles (4 solo), including a game-high 3 TFL, in the 27-26 victory vs. Phi. (12/18)
- Produced a season-best 2 FFs and tied his season-high with 2 sacks (-17 yards) in the 19-14 win vs. Cin. (11/27)
- Helped the Ravens accumulate 2 of their 3 turnovers, forcing a fumble on a strip-sack (-8 yards) and registering a PD, leading to a CB Jeraud Powers INT, in the 28-7 win vs. Cle. (11/10)...Part of a defense that limited the Browns to 144 yards of total offense, marking the eighth fewest in Ravens history
- Registered 5 solo stops, 1 sack (-6 yards), 2 QB hits and 2 TFL as part of a defense that held the Giants to 38 rushing yards at NYG (10/16)...Suffered a biceps injury after sacking QB Eli Manning in the fourth quarter and did not return
- Recorded 3 tackles, including 1 sack, for a front seven that allowed just 60 rushing yards vs. Was. (10/9)

55 TERRELL SUGGS

RAVENS ALL-TIME SACKS LEADERS

Terrell Suggs, the 2011 Defensive Player of the Year and Ravens' all-time sacks leader (114.5), tallied a team-best 8 sacks in 2016. Suggs also ranks No. 2 in career Ravens tackles (858).

RAVENS ALL-TIME SACKS (Career Leaders)

Rk.	Player (Years)	Sacks
1.	Terrell Suggs (2003-16)	114.5
2.	Peter Boulware (1997-2005)	70.0
3.	Michael McCrary (1997-2002)	51.0
4.	Ray Lewis (1996-2012)	41.5
5.	Adalius Thomas (2000-06)	38.5

- Posted 3 tackles and 2 sacks for a unit that limited the Jaguars to 216 yards of total offense in the 19-17 win at Jax. (9/25)...Suggs' 2 sacks were part of 4 total QB drops by the Ravens in the fourth quarter
- Registered 2 tackles, including a pivotal fourth quarter sack (-12 yards), for a defense that allowed just 160 yards, which tied for the 13th fewest in franchise history, in the 13-7 season-opening victory vs. Buf. (9/11)

2015: (BALTIMORE RAVENS – 1/1)

- Missed the year's final 15 games after suffering a season-ending injury (Achilles) in the season opener at Den. (9/13)
- Started for a defense that did not allow a TD and held the Broncos to just 175 passing yards before suffering a season-ending fourth-quarter injury (Achilles)

2014: (BALTIMORE RAVENS – 16/16, 2/2)

- Finished with 61 tackles (36 solo), adding 12 sacks (tied for the second-highest single-season total of his career) for a defense that ranked second in the league (tied with Philadelphia) with 49 sacks (Buffalo - 54)
- Teamed up with OLB Elvis Dumervil (17) to post the NFL's most sacks by a defensive duo (29)
- Started both postseason games and had 8 tackles, his first-career postseason INT and a half-sack for a defense that produced 7 sacks and allowed just 82 rushing yards
- Tallied 6 tackles and 1 INT (an incredible catch secured between his legs) for a defense that held the Steelers to 68 yards rushing and produced 5 sacks in the 30-17 victory in the Wild Card at Pit. (1/3/15)
- Produced 3 tackles, 1 sack, 1 PD and 1 FR in the 20-10 playoff-clinching victory vs. Cle. (12/28)
- Registered 4 tackles and a team-leading 2.5 sacks (-18 yards) for a defense that posted a season-high 8 sacks in the 20-12 victory vs. Jax. (12/14)...Tied a franchise record with a sack in his fifth-consecutive game
- Became the 31st player in NFL history to amass 100-career sacks after producing 6 tackles (4 solo) and 1 QB drop (-6 yards) at NO (11/24)...Also recorded his 800th-career tackle

- Had 2 solo tackles, including 1 sack in the end zone – the Ravens first safety since 2008 – vs. Atl. (10/19)

2013: (BALTIMORE RAVENS – 16/16)

- Earned his sixth Pro Bowl invitation, leading the team with 10 sacks (fifth time in his career producing double-digit sacks)...Also had 80 tackles (47 solo) and 1 FR
- Netted 2 tackles (including his 500th-career solo stop) and 1 FR for a defense that allowed 3 points and held the Jets to 1-of-12 on third down in the 19-3 win vs. NYJ (11/24)
- Moved into second on the Ravens' all-time tackles list, passing Kelly Gregg (721) with 10 stops vs. GB (10/13)
- Recorded 5 solo tackles, including a career-high-tying 3 sacks (-15 yards), for a defense that allowed 22 rushing yards (fourth fewest by an opponent in franchise history) in the 26-23 win at Mia. (10/6)...With his sacks, Suggs tied a team record with at least 1 QB drop in five-straight games (Paul Kruger, 2012 and Adalius Thomas, 2005 and 2006)
- Led the team with a career-high 17 tackles (9 solo) and 1 sack for a defense that forced 3 turnovers at Buf. (9/29)
- Played in his 150th-career game and recorded 6 tackles (4 solo), including a sack, at Den. (9/5)

2012: (BALTIMORE RAVENS – 8/8, 4/4)

- Produced 22 tackles (17 solo), 2 sacks (-15 yards) and 4 PD...Missed eight games due to injury (including the first six of the season with an Achilles injury, one due to a biceps injury and another on a coach's decision to rest)
- Totaled 21 tackles (13 solo), 2 sacks (-8 yards), 1 PD and 1 FF for a defense that forced 10 turnovers in four playoff games en route to winning Super Bowl XLVII
- Finished second on the team with 10 solo tackles, 2 sacks (-8 yards), 1 PD and 1 FF in the 38-35 double-OT win in the Divisional Playoff at Den. (1/12/13)
- Posted 4 solo tackles, 1 sack and 1 PD at SD (11/25)
- Had 3 tackles and 2 PD in the 55-20 win vs. Oak. (11/11)
- Played in first game of the season after returning from an Achilles injury sustained during the offseason and recorded 4 tackles (3 solo), 1 sack and 1 PD at Hou. (10/21)
- Activated from the PUP list (Achilles) on 10/20
- Was placed on the Physically Unable to Perform list (Achilles) on 8/27 and missed the season's first six weeks

2011: (BALTIMORE RAVENS – 16/16, 2/2)

- Was named NFL Defensive Player of the Year and earned his fifth Pro Bowl nod after leading the AFC with a career-high 14 sacks (-91 yards) and recording a single-season franchise-record 7 FFs...Also had 70 tackles, 6 PD and a career-high-tying 2 INTs
- Helped lead the NFL's third-ranked defense (288.9 ypg), which was second vs. the run and No. 1 in the red zone
- Finished third on the team with 11 tackles and 1 PD for a team that forced 7 turnovers in two playoff games

55 TERRELL SUGGS

- Earned AFC Defensive Player of the Month honors (Dec./Jan.) after producing 21 tackles, 4 sacks, 2 PD and 4 FFs, helping the Ravens to a 4-1 record to close out the season
- Posted 5 solo tackles, including a career-high-tying 3 sacks (-12 yards) and a career-high 3 FFs in the 24-10 victory vs. Ind. (12/11)...With 3 sacks, Suggs established a then-single-season career high with 13 sacks...Set a franchise single-game record with his 3 FFs, earning his third Defensive Player of the Week award in 2011
- Earned AFC Defensive Player of the Week after posting 1 FF and a career-high-tying 3 sacks (-20 yards), part of a team-record-tying 9 sacks, in the 16-6 win vs. SF (11/24)
- Led the team with 13 tackles, 1 sack and 2 QB hits (one of which led to a Ravens' INT) for a defense that recorded 6 sacks vs. Ari. (10/30)
- Recorded 3 tackles and 2 QB hits for a defense that forced 4 turnovers and tied an NFL record with 3 defensive TDs in the 34-17 victory vs. NYJ (10/2)
- Netted 4 solo tackles and 1 sack (part of 5 by the Ravens' defense) in the 37-7 victory at STL (9/25)
- Earned AFC Defensive Player of the Week honors after posting 5 solo tackles and a career-high-tying 3 sacks (-25 yards), becoming the Ravens' all-time sacks leader in the 35-7 victory vs. Pit. (9/11)...Also posted 2 FFs (both of which were recovered by the Ravens and led to scores) for a defense that forced a franchise-record 7 turnovers

2010: (BALTIMORE RAVENS – 16/16, 2/2)

- Earned his fourth Pro Bowl after recording 58 tackles (38 solo), a team-leading 11 sacks (-73 yards), 2 PD and 2 FFs
- Posted 10 tackles (9 solo), including a team-leading 5 sacks (-25 yards) and 1 FF for a defense that forced 7 turnovers in two postseason contests
- Turned in a dominant performance, recording 6 tackles (5 solo), a franchise-record-tying 3 sacks (-18 yards) and 1 FF (that was recovered by the Ravens and returned for a TD) in the Divisional Playoff at Pit. (1/15/11)
- Earned AFC Defensive Player of the Month (November) after posting 14 tackles and 4 sacks in four games
- Recorded 4 tackles, including 2 sacks (-14 yards), his first multi-sack game since 9/20/09, at Atl. (11/11)
- Netted 2 tackles, including his 60th-career sack, in the 17-14 win at Pit. (10/3)

2009: (BALTIMORE RAVENS – 13/13, 2/2)

- Totaled 58 tackles (41 solo), 5 PD, 4.5 sacks (-33 yards), 1 FF and 1 FR for a defense that ranked second in the AFC and third in the NFL...Missed three games with a knee injury
- Started both playoff games and posted 10 tackles, 1 sack (-9 yards), 1 FF and 1 FR
- Netted 3 tackles, 1 sack, 1 FF and 1 FR as part of a defense that allowed just 64 yards rushing in the 33-14 win in the

ACTIVE SACKS LEADERS

OLB Terrell Suggs' 114.5 career sacks rank fourth among active players entering 2017, as do his 822 yards lost. Suggs had a team-, career- and AFC-high 14 sacks in 2011. He posted 10 QB drops during the 2013 campaign, had 12 in 2014 and owned 8 sacks in 2016.

NFL CAREER SACKS LEADERS (Active Players Entering 2017)

Rk.	Player (Team)	Sacks	Yards
1.	Julius Peppers (Car.)	143.5	873.5
2.	Robert Mathis (FA)	123.0	869.5
3.	Dwight Freeney (FA)	122.5	922.5
4.	Terrell Suggs (Bal.)	114.5	822.0
5.	Elvis Dumervil (SF)	99.0	637.0
6.	Mario Williams (FA)	97.5	560.5
7.	Trent Cole (FA)	90.5	706.5
8.	Tamba Hali (KC)	89.5	591.5

Wild Card at NE (1/10/10)...Ravens held QB Tom Brady to a 49.1 QB rating, while forcing 4 turnovers, including 3 INTs

- Had 3 tackles and 1 sack in the playoff-clinching 21-13 win at Oak. (1/3/10)
- Posted 3 tackles for a defense that tied a then-franchise record, forcing 6 turnovers and holding QB Jay Cutler to a Ravens' franchise-record-low 7.9 QB rating, in the 31-7 victory vs. Chi. (12/20)
- Played in his 100th game and posted 6 tackles, including 1 sack (-14 yards), 1 FF (on the sack, which was recovered by Dwan Edwards for a TD) and 1 PD at NE (10/4)

2008: (BALTIMORE RAVENS – 16/16, 3/3)

- Earned his third Pro Bowl after finishing with a career-high 102 tackles (62 solo), a team-leading 8 sacks (-69.5 yards), a career-high 11 PD, 2 FFs and 1 FR
- Tied his career high with 2 INTs, both returned for TDs (44 and 42 yards), for the NFL's second-ranked defense
- Ravens finished 2008 not allowing a 100-yard rusher in 35-consecutive games
- Posted 11 tackles (10 solo), 1 FR and a then-postseason career-high and team-leading 4 sacks (-35 yards) while starting all three playoff games
- Produced 2 sacks (-17 yards) despite playing with a significant shoulder injury and not practicing all week leading up to the AFC Championship at Pit. (1/18/09)
- Made 9 tackles, 2 QB hits, 2 PD and 1 INT (returned 42 yards for a TD), to seal a 10-point victory at Cle. (11/2)
- Recorded 9 tackles, including 2 TFL and 1 sack – the 50th sack of his career – in the 29-10 victory vs. Oak. (10/26)
- Earned AFC Defensive Player of the Week honors after posting 8 tackles (6 solo), 1 sack and 1 INT, which he returned 44 yards for his first-career TD, at Mia. (10/19)

55 TERRELL SUGGS

2007: (BALTIMORE RAVENS – 16/16)

- Finished with 95 tackles (51 solo), including a team-leading 5 sacks (-34 yards)...Also recorded 7 PD and 1 FF
- Tallied 14 tackles, 1 sack and 3 QB hits at Pit. (11/5)
- Helped hold the Jets to 2.6 yards per rush, posting 6 tackles and a career-high 3 PD, vs. NYJ (9/16)

2006: (BALTIMORE RAVENS – 16/15, 1/1)

- Named to his second Pro Bowl after posting 86 tackles, (63 solo)...Also tied for third on the team with 9.5 sacks (-64.5 yards), adding 7 PD, 3 FFs and 2 FRs
- Started and produced a then-postseason career-high 10 tackles and 1 FF while helping hold the Colts to 2.9 yards per rush in the Divisional Playoff vs. Ind. (1/13/07)
- Registered 13 tackles (10 solo), 1 sack, 1 FF and 1 FR, helping snap the Chiefs' 18-game December home winning streak in the 20-10 win at KC (12/10)

2005: (BALTIMORE RAVENS – 16/16)

- Finished with 86 tackles (65 solo), 8 sacks (-64.5 yards), 6 FFs, 1 FR, 3 PD and 2 INTs (returned for 38 yards)
- Shared the defensive game ball (Adalius Thomas), when he netted 6 tackles (5 solo) and a career-high 3 sacks (-24 yards) and 1 FF in the 16-15 win vs. Hou. (12/4)

2004: (BALTIMORE RAVENS – 16/16)

- Earned his first-career Pro Bowl after leading the team with 10.5 sacks (third in the AFC)...Also recorded 72 tackles, 1 PD, 2 FRs and 1 FF
- Posted 7 tackles, including 1 sack vs. Dal. (11/21)...Marked the 20th sack of his career in his 26th game, tying for the fourth-fastest in NFL history to the 20-sack milestone...Also had 1 FR, which led to a Ravens' TD two plays later

2003: (BALTIMORE RAVENS – 16/1, 1/1)

- Finished fourth in the AFC and eighth in the NFL with a franchise rookie-record 12 sacks (-97 yards)...Also totaled 33 tackles (26 solo), 6 FFs, 4 FRs, 3 PD and 1 INT
- Became just the second Raven (Peter Boulware – 1997) to earn AP Defensive Rookie of the Year honors...Also earned Defensive Rookie of the Month (September)



- Posted 5 tackles, including 2 sacks (-9 yards), which established a new franchise rookie record with 12 sacks (Peter Boulware – 11.5 in 1997) at Cle. (12/21)
- Tied an NFL record (Santana Dotson – 1992) with a sack in each of the first four games of his career vs. KC (9/28)
- Was used mainly in passing situations at DE and recorded his third sack in as many games in the 24-10 win at SD (9/21)...Also pulled in his first-career INT
- Recorded his first-career NFL sack (-7 yards) in his first NFL game at Pit. (9/7)

— COLLEGE —

- Became one of the most dominant pass rushers in college football history during his three-year Arizona State career, playing in 36 games (34 starts) and amassing 163 tackles (109 solo), 44 sacks, 65.5 TFL, 14 FFs, 3 FRs, 2 INTs and 9 PD
- Consensus All-American and first-team All-Pac-10 Conference selection as a junior in 2002, recording 73 tackles (44 solo), 24 sacks (school, conference and NCAA single-season record) and 31.5 TFL (school and conference single-season record)...Received the Bronko Nagurski Award (nation's top defensive player), Lombardi Trophy (nation's top lineman), Morris Trophy (Pac-10's top lineman), Hendricks Award (nation's top DE), Pac-10 Defensive Player of the Year and team MVP honors

— SUGGS' COMMUNITY IMPACT —

- Annually hosts the "Team Sizzle Worldwide Celebrity Weekend," a charitable event to benefit the William E. Proudford Sickle Cell Fund, inspired by a chance encounter with a teen who suffers from sickle cell anemia
- Supports his alma mater, Hamilton High School (AZ), and has provided uniforms, cleats and gloves to the football team
- Organizer of an AAU basketball team (Team Sizzle) that has competed in four championships and in 2014 won the under-13 Regional Championship with a 23-1 record



55 TERRELL SUGGS

2016

GAME-BY-GAME DEFENSE

RAVENS

Date/Opp.	TT	Solo	Asst.	Sacks	INT	PD	FF	FR
9/11 vs. Buf.	2	2	0	1-12	0-0	0	0	0
9/18 @ Cle.	3	1	2	0-0	0-0	0	0	0
9/25 @ Jax.	3	3	0	2-9	0-0	0	0	0
10/2 vs. Oak.	3	3	0	0-0	0-0	0	0	0
10/9 vs. Was.	3	2	1	1-10	0-0	0	0	0
10/16 @ NYG	5	5	0	1-6	0-0	0	0	0
10/23 @ NYJ	INACTIVE - BICEPS							
11/6 vs. Pit.	0	0	0	0-0	0-0	1	0	0
11/10 vs. Cle.	1	1	0	1-8	0-0	1	1	0
11/20 @ Dal.	3	2	1	0-0	0-0	0	0	0
11/27 vs. Cin.	3	3	0	2-17	0-0	1	2	0
12/4 vs. Mia.	0	0	0	0-0	0-0	0	0	0
12/12 @ NE	0	0	1	0-0	0-0	1	0	0
12/18 vs. Phi.	6	4	2	0-0	0-0	0	0	0
12/25 @ Pit.	0	0	0	0-0	0-0	0	0	0
1/1/17 @ Cin.	2	2	0	0-0	0-0	0	0	0
Totals	35	28	7	8-62	0-0	4	3	0

RAVENS DEFENSIVE LEADERS

FORCED FUMBLES (Career Leaders)

1. Terrell Suggs **32**
2. Ray Lewis 20
3. Adalious Thomas 15

FUMBLE RECOVERIES (Career Leaders)

1. Ray Lewis 20
2. Terrell Suggs **13**
3. Ed Reed 10

ALL-TIME TACKLES / CAREER LEADERS

Rk.	Player (Years)	Tackles
1.	Ray Lewis (1996-2012)	2,643
2.	Terrell Suggs (2003-16)	858
3.	Kelly Gregg (2001-10)	721
4.	Ed Reed (2002-12)	661
5.	Haloti Ngata (2006-14)	528

REGULAR SEASON

Year	Team	GP	GS	TACKLES			SACKS		INTERCEPTIONS					FUMBLES		
				TT	Solo	Asst.	No.	Yards	No.	Yards	LG	TD	PD	FF	FR	Yards
2003	Baltimore	16	1	33	26	7	*#12.0	*97.0	1	11	11	0	3	*6	4	7
2004	Baltimore	16	16	72	48	24	*10.5	*83.5	0	0	0	0	1	1	2	24
2005	Baltimore	16	16	86	65	21	8.0	64.5	2	38	38	0	3	*6	1	0
2006	Baltimore	16	15	86	63	23	9.5	64.5	0	0	0	0	7	3	2	0
2007	Baltimore	16	16	95	51	44	*5.0	34.0	0	0	0	0	7	1	0	0
2008	Baltimore	16	16	102	62	40	*8.0	*69.5	2	86	44t	2	11	2	1	0
2009	Baltimore	13	13	58	41	17	4.5	33.0	0	0	0	0	5	1	1	0
2010	Baltimore	16	16	58	38	20	*11.0	*73.0	0	0	0	0	2	2	0	0
2011	Baltimore	16	16	70	50	20	*14.0	*91.0	2	9	9	0	6	**^7	0	0
2012	Baltimore	8	8	22	17	5	2.0	15.0	0	0	0	0	4	0	0	0
2013	Baltimore	16	16	80	47	33	*10.0	48.0	0	0	0	0	0	0	1	0
2014	Baltimore	16	16	61	36	25	12.0	87.0	0	0	0	0	1	0	1	0
2015	Baltimore	1	1	0	0	0	0.0	0.0	0	0	0	0	0	0	0	0
2016	Baltimore	15	15	35	28	7	*8.0	*62.0	0	0	0	0	4	*3	0	0
Totals		197	181	858	572	286	^114.5	^822.0	7	144	44t	2	54	^32	13	31

*LED TEAM

**LED NFL

#ROOKIE FRANCHISE RECORD

^RAVENS FRANCHISE RECORD

CAREER SINGLE-GAME HIGHS (REGULAR SEASON)

Total Tackles:

17 (9/29/13 at Buf.)

Solo Tackles:

10 (12/10/06 at KC)

Sacks:

3 5 times (last: 10/6/13 at Mia.)

INTs:

1 7 times (last: 11/6/11 at Pit.)

Passes Defensed:

3 (9/16/07 vs. NYJ)

Forced Fumbles:

3 (12/11/11 vs. Ind.)

Fumble Recoveries:

1 13 times (last: 12/28/14 vs. Cle.)

POSTSEASON

Year	Team	GP	GS	TACKLES			SACKS		INTERCEPTIONS					FUMBLES			
				TT	Solo	Asst.	No.	Yards	No.	Yards	LG	TD	PD	FF	FR	Yards	
2003	Baltimore	1	1	2	1	1	0.0	0.0	0	0	0	0	0	0	0	0	0
2006	Baltimore	1	1	10	9	1	0.0	0.0	0	0	0	0	0	1	1	0	0
2008	Baltimore	3	3	11	10	1	4.0	35.0	0	0	0	0	0	0	1	0	0
2009	Baltimore	2	2	10	7	3	1.0	9.0	0	0	0	0	0	1	1	0	0
2010	Baltimore	2	2	10	9	1	5.0	25.0	0	0	0	0	0	1	0	0	0
2011	Baltimore	2	2	11	7	4	0.0	0.0	0	0	0	0	1	0	0	0	0
2012	Baltimore	4	4	21	13	8	2.0	8.0	0	0	0	0	1	1	0	0	0
2014	Baltimore	2	2	8	3	5	0.5	2.0	1	3	3	0	1	0	0	0	0
Totals		17	17	83	59	24	12.5	79.0	1	3	3	0	3	4	2	0	

SIZZLE FAST FACTS

- The Ravens are 66-27 all time when Suggs records at least a half-sack. Baltimore is 17-1 when he tallies 2-or-more sacks and 5-0 when he posts 3 sacks.
- Suggs had 12 sacks in 2014, 1 of which produced a safety in the Week 7 win vs. Atlanta. Suggs' safety was the eighth in franchise history and first since 2008.



34

RUNNING BACK
6-0 | 232



LORENZO TALIAFERRO

COLLEGE: COASTAL CAROLINA HS: BRUTON (WILLIAMSBURG, VA)
BORN: 12/23/91, YORKTOWN, VA
EXP. (NFL/RAVENS): 4/4 GP/GS (PLAYOFFS): 19/0 (0/0)



TOGETHER

— KEY TRANSACTIONS —

- Placed on Injured Reserve (thigh) on 12/13/16
- Activated to the 53-man roster from PUP on 10/22/16
- Placed on PUP (foot) on 8/30/16
- Placed on Injured Reserve (foot) on 10/14/15
- Placed on Injured Reserve (foot) on 12/16/14
- Originally selected by the Ravens in the fourth round (138th overall) of the 2014 NFL Draft

— CAREER HIGHLIGHTS —

- As a rookie in 2014, recorded his first-career carries, finishing with a game-high 18 rushes for 91 yards (5.1 avg.) and his first-career TD, in the 23-21 win at Cle. (9/21)

— PERSONAL —

- Models his game after Walter Payton and enjoys watching video of the Hall of Fame player

— SEASON RECAPS —

2016: (BALTIMORE RAVENS – 3/0)

- Produced 10 receiving yards on 3 receptions and saw action on special teams before suffering a thigh injury vs. Cle. (11/10) and eventually being placed on Injured Reserve on 12/13
- Posted 3 receptions for 10 yards and saw action on special teams after being activated to the 53-man roster from the PUP list at NYJ (10/23)

2015: (BALTIMORE RAVENS – 3/0)

- Competed in three games, posting 13 carries for 47 yards (3.6 avg.) and 1 TD and 5 receptions for 29 yards (5.8 avg.), before being placed on Injured Reserve (foot) on 10/14
- Recorded 13 rushing yards on 3 carries for an offense that scored 16 unanswered points and produced 191 rushing yards in the 23-20 come-from-behind, OT win at Pit. (10/1)
- Subbed and totaled 34 yards and 1 TD on 7 carries (4.9 avg.) for an offense that gained the sixth-most net yards (493) in franchise history at Oak. (9/20)

2014: (BALTIMORE RAVENS – 13/0, 0/0)

- Rushed 68 times for 292 yards and 4 TDs, adding 8 receptions for 114 yards...Placed on Injured Reserve (foot) on 12/16
- Rushed 7 times for 35 yards (5.0 avg.) before leaving the game with a foot injury at Mia. (12/7)
- Recorded 27 rushing yards and a career-high 2 TDs on 7 attempts at Cin. (10/26)

- Carried the ball a game-high 15 times for 58 yards and 1 TD for an offense that posted 454 total yards and 5 TDs in the 38-10 victory vs. Car. (9/28)
- Recorded his first-career carries, finishing with a game-high 18 rushes for 91 yards (5.1 avg.) and his first-career TD in the 23-21 victory at Cle. (9/21)

— COLLEGE —

- Finished his two-year Coastal Carolina career with 356 rushing attempts for 2,086 yards (5.9 avg.) and 32 TDs
- Named Big South Offensive Player of the Year and earned first-team All-Conference honors after rushing 276 times for 1,729 yards (6.3 avg.) and 27 TDs as a senior in 2013
- Added 23 receptions for 153 yards and 2 TDs in 2013... Broke several single-season school records and set the conference standard in carries (276), rushing TDs (27), points scored (174), 3-plus TD games (5) and total TDs (29)
- Totaled 524 yards and 4 TDs on 95 carries and 579 yards and 1 TD on 21 KORs, adding 191 receiving yards and 5 TD catches, in two years at Lackawanna (PA) College... Earned All-Northeast Football Conference second team and Lackawanna Offensive MVP honors in 2011
- Majoring in general studies at Coastal Carolina

— HIGH SCHOOL —

- Prepped at Bruton (Williamsburg, VA) HS, where he was a two-sport athlete in football and basketball
- Earned Group AA All-State second-team honors from the *Associated Press* and first-team All-State accolades from the Virginia High School Coaches Association...Received Bay Rivers Region Offensive Player of the Year recognition
- Rushed for 1,678 yards and 21 TDs, helping lead the Panthers to the Region I/Division III title and a berth in the state championship game

2016

RAVENS	RUSHING					RECEIVING				
	Date/Opp.	No.	Yds.	Avg.	LG TD	No.	Yds.	Avg.	LG TD	
	9/11 vs. Buf.				ON PUP LIST - FOOT	--	--	--	--	--
	9/18 @ Cle.				ON PUP LIST - FOOT	--	--	--	--	--
	9/25 @ Jax.				ON PUP LIST - FOOT	--	--	--	--	--
	10/2 vs. Oak.				ON PUP LIST - FOOT	--	--	--	--	--
	10/9 vs. Was.				ON PUP LIST - FOOT	--	--	--	--	--
	10/16 @ NYG				ON PUP LIST - FOOT	--	--	--	--	--
	10/23 @ NYJ	1	0	0.0	0 0	3	10	3.3	8	0
	11/6 vs. Pit				SAW ACTION ON SPECIAL TEAMS	--	--	--	--	--
	11/10 vs. Cle.				SAW ACTION ON SPECIAL TEAMS	--	--	--	--	--
	11/20 @ Dal.				INACTIVE - THIGH	--	--	--	--	--
	11/27 vs. Cin.				INACTIVE - THIGH	--	--	--	--	--
	12/4 vs. Mia.				INACTIVE - THIGH	--	--	--	--	--
	12/12 @ NE				INACTIVE - THIGH	--	--	--	--	--
	12/18 vs. Phi.				INJURED RESERVE - THIGH	--	--	--	--	--
	12/25 @ Pit.				INJURED RESERVE - THIGH	--	--	--	--	--
	1/1/17 @ Cin.				INJURED RESERVE - THIGH	--	--	--	--	--
Totals		1	0	0.0	0 0	3	10	3.3	8	0

34 LORENZO TALIAFERRO

REGULAR SEASON

Year	Team	GP	GS	No.	RUSHING				TD	No.	RECEIVING				TD
					Yards	Avg.	LG				Yards	Avg.	LG		
2014	Baltimore	13	0	68	292	4.3	31		4	8	114	14.3	29		0
2015	Baltimore	3	0	13	47	3.6	7t		1	5	29	5.8	11		0
2016	Baltimore	3	0	1	0	0.0	0		0	3	10	3.3	8		0
Totals		19	0	82	339	4.1	31		5	16	153	9.6	29		0

SPECIAL TEAMS TACKLES (5): 2014 (4); 2015 (1)

CAREER SINGLE-GAME HIGHS (REGULAR SEASON)

RUSHING

Carries:
18 (9/21/14 at Cle.)
Yardage:
91 (9/21/14 at Cle.)

Long Gain:
31 (9/21/14 at Cle.)
Touchdowns:
2 (10/26/14 at Cin.)

RECEIVING

Receptions:
3 3 times (last: 10/23/16 at NYJ)
Yardage:
42 (10/26/14 at Cin.)

Long Gain:
29 (10/26/14 at Cin.)
Touchdowns:
None

POSTSEASON

Year	Team	GP	GS	No.	RUSHING				TD	No.	RECEIVING				TD
					Yards	Avg.	LG				Yards	Avg.	LG		
2014	Baltimore	--	--		INJURED RESERVE - FOOT					--	--	--	--		--
Totals		0	0	0	0	0.0	0		0	0	0.0	0		0	



— TALIAFERRO'S COMMUNITY IMPACT —

- Participated in a workout alongside members of the Wounded Warrior Project at the Under Armour Performance Center (2016)
- Supports teammates' charitable endeavors, including Lardarius Webb's Celebrity Softball Game (2016)
- Spoke to students about uniting as a community and offered encouragement at Excel Academy of Francis M. Wood (Baltimore) High School (2015)



2017 PRONUNCIATION GUIDE

Players

Quincy Adebeyejo add-ah-BOY-joe
 Javorius Allen juh-VAR-us
 Michael Campanaro camp-ah-NAIR-oh
 Maurice Canady CAN-uh-dee
 Kamalei Correa KAH-mah-lay, core-RAY-uh
 Jermaine Eluemunor EE-lew-mun-or
 Bronson Kaufusi cow-FOO-see
 Sam Koch Cook
 Anthony Levine Sr. luh-VEEN
 Boseko Lokombo bo-SAY-ko, LO-kom-bo
 Taquan Mizzell MY-zell
 Stephane Nembot steff-ON, NAME-bot
 Patrick Onwuasor oh-WAH-so
 Jarrod Pughsley JER-uhd, PUGS-lee
 Al-Hajj Shabazz al-HODGE

Matt Skura SKUR-uh
 Za'Darius Smith zuh-DARE-ee-us
 Lorenzo Taliaferro tal-uh-FARE-oh
 Lardarius Webb lahr-DARE-ee-us
 Marshal Yanda YAWN-da
 Tavon Young TAY-von

Coaches

Richard Angulo an-GOO-low
 Andy Bischoff BISH-off
 Joe D'Alessandris dell-ah-SAN-dress
 Marty Mornhinweg MORE-ning-wig
 Craig Ver Steeg ver-STEGG



9

PLACEKICKER
6-1 | 183**JUSTIN TUCKER**

COLLEGE: TEXAS HS: WESTLAKE (AUSTIN, TX)

BORN: 11/21/89, HOUSTON, TX

EXP. (NFL/RAVENS): 6/6 GP/GS (PLAYOFFS): 80/0 (6/0)

**TOGETHER****— CAREER HIGHLIGHTS —**

- Is the most accurate kicker in NFL history at 89.8%, connecting on 168 of 187 attempts
- In 2016, earned his second Pro Bowl invitation and was a unanimous first-team All-Pro selection after producing perhaps the greatest season ever by an NFL kicker... Scored a single-season franchise-record 141 points, connecting on 38 of 39 FGs (lone miss was a block) and 27 of 27 PATs...Tucker's 38 FGs ranked first in the NFL, while he was 10-for-10 from 50-plus yards, tying (Blair Walsh, 2012) for the most such kicks in NFL single-season history...An NFL single-season record 24 of Tucker's 38 FGs made came from 40 yards or beyond (he was 24-of-24 on such boots)
- Fastest kicker in NFL history to make 100 FGs (50 games) and to reach the 500-point milestone (60 games), overtaking Hall of Famer Jan Stenerud (61 games)
- Second-fastest kicker in NFL history to reach the 400-point milestone (48 games)...Hall of Famer Jan Stenerud accomplished the feat in 47 games
- His seven-career AFC Special Teams Player of the Week Awards are the most in franchise history
- Since 2012, he ranks first in the NFL with 168 FGs made, and his 670 points rank second to Stephen Gostkowski (745)
- Owns 12-career game-winning FGs (11 regular season and 1 playoff), connecting on 8 of those in road games
- Became just the ninth kicker in league history to make 3 FGs of 50-plus yards in a single game, connecting on kicks of 52, 57 & 54 yards, vs. Cin. (11/27/16)
- Since PATs were moved back in 2015, Tucker (56-of-56) and Dan Bailey (71-of-71) are the NFL's only kickers yet to miss
- Established then-single-season team records with 38 FGs made and 140 points in 2013...Made 33-straight FGs, ranking now as the seventh-longest streak in NFL history
- Kicked a franchise-record 61-yard game-winning FG as part of a franchise-record 6 FGs (29, 24, 32, 49, 53 and 61) in the 18-16 victory at Det. (12/16/13), becoming the only kicker in NFL history to kick FGs from the 20-, 30-, 40-, 50- and 60-yard ranges in a single game
- Earned AFC Special Teams Player of the Month honors in November 2014 after scoring 33 points, connecting on all 7 FGAs (46, 31, 55, 33, 21, 29 and 31) and 12 PATs in four games...Posted 17 TBs on 23 kickoffs (73.9 percent), the second-highest percent in the AFC for November
- Named AFC Special Teams Player of the Month in November 2013 after connecting on all 14 FGAs and 7 PATs, totaling 49 points in five games

— KEY TRANSACTIONS —

- Re-signed (four-year deal) with Baltimore on 7/15/16
- Originally signed with the Ravens as a RFA on 5/29/12

— HONORS —

- Pro Bowler (2013, 2016)
- *Associated Press* first-team All-Pro (2013, 2016)
- PFWA first-team All-Pro (2013, 2016)
- AFC Special Teams Player of the Month (September 2016; November, 2014; November, 2013)
- AFC Special Teams Player of the Week (Week 12, 2016; Week 8, 2015; Week 4, 2015; Week 3, 2014; Week 15, 2013; Week 12, 2013; Week 10, 2013)
- GMC "Never Say Never" Moment (Week 15, 2013)
- *USA Today* All-Joe Team (players who are critical to their team, but don't receive Pro Bowl nods) in 2012

— PERSONAL —

- He and wife, Amanda, have a son, Easton (1)
- Can sing opera in seven different languages: English, Spanish, French, German, Italian, Latin and Russian
- Sang "Ave Maria" and "O Holy Night" at the Catholic Charities Christmas Festival at the Baltimore Basilica (2015-16)
- Lists K Adam Vinatieri as a player he admires greatly
- Likes to do impressions of celebrities such as George W. Bush, Matthew McConaughey, Christopher Walken and former teammate Ray Lewis
- Pre-game ritual is to lay out his entire uniform (helmet to cleats) on the floor in front of his locker, just as childhood football hero Deion Sanders did

— SEASON RECAPS —**2016: (BALTIMORE RAVENS – 16/0)**

- Earned his second Pro Bowl invitation and was a unanimous first-team All-Pro selection after producing perhaps the greatest season ever by an NFL kicker... Scored a single-season franchise-record 141 points, connecting on 38 of 39 FGs (lone miss was a block) and 27 of 27 PATs
- Tucker's 38 FGs ranked first in the NFL, while he was 10-for-10 from 50-plus yards, tying (Blair Walsh, 2012) for the most such kicks in NFL single-season history...An NFL single-season record 24 of Tucker's 38 FGs made came from 40 yards or beyond (he was 24-of-24 on such boots)
- Produced 13 points, connecting on all 4 FGAs and 1 PAT at Pit. (12/25)
- Connected on his 10th FG of 50-plus yards in 2016, tying Blair Walsh (2012) for the most in NFL single-season history

9 JUSTIN TUCKER

in the 27-26 win vs. Phi...Improved to 10-of-10 from 50-plus in 2016 and made a 47-yard FG and all 3 of his PATs

- Posted 11 points, connecting on 3 of 4 FGAs and 2 PATs at NE (12/12)...Tucker's streak of 35 consecutive FGs made was snapped when his first attempt was blocked...Streak ties (Adam Vinatieri, 2013-14) for the fifth longest of all time
- Connected on his 35th-straight FGA by converting a 55-yard boot and made all 5 PATs in the 38-6 win vs. Mia. (12/4)
- Earned AFC Special Teams Player of the Week after recording his fifth-career game with multiple 50-yard FGs made, becoming the first NFL kicker to make 3 FGs of 50-plus yards in the first half of a game, in the 19-14 victory vs. Cin. (11/27)...Finished 4-of-4 on FGAs (52, 57, 54, 36)
- Recorded his 12th game-winning FG on a 53-yarder with 1:02 left in the 19-17 win at Jax. (9/25)
- Kicked his 11th-career game-winner (49 yards) to spur Baltimore's second-largest comeback (20 points) in team history in the 25-20 win at Cle. (9/18)

2015: (BALTIMORE RAVENS – 16/0)

- Converted 33 of 40 FGAs and all 29 PATs (128 total points), becoming the fastest kicker in NFL history to score 500 points (60 games) in a career
- Made 50- and 37-yard FGs in the 20-17 victory vs. Pit. (12/27)
- Connected on 2 FGAs (38 and 31 yards) and 1 PAT to become the fastest kicker in NFL history to score 500 points (60 games) at Mia. (12/6)
- Converted his 10th-career game-winning FG from 47 yards in the 16-13 victory vs. STL (11/22)
- Named AFC Special Teams Player of the Week for the sixth time in his career after connecting on 5 FGs, including a 39-yard game-winner, in the 29-26 victory vs. SD (11/1)
- Earned his fifth-career AFC Special Teams Player of the Week award after scoring the game's final 10 points, including the game-tying and game-winning FGs, in the 23-20 come-from-behind, OT victory at Pit. (10/1)...Kicked a game-winning FG (52-yarder) to seal the victory...His 52-yard game-winner is the longest FG by an opponent at Heinz Field and ties (Jeff Reed, 2010) for longest overall
- Became the fastest kicker in NFL history to make 100 FGs, doing so in his 50th career contest, after connecting from 22, 21, 37 and 21 yards at Oak. (9/20)

2014: (BALTIMORE RAVENS – 16/0, 2/0)

- Connected on 29 of 34 FGAs and all 42 PATs for 129 points... Also, by scoring his 401st point in the season finale, Tucker became the second-fastest kicker in NFL history to reach the 400-point milestone, doing so in his 48th NFL game (Hall of Famer Jan Stenerud, 47 games)
- Connected on all 4 FGAs (28, 45, 52 and 25) and was true on all 7 PATs, totaling 19 points in two postseason contests
- Earned AFC Special Teams Player of the Month (November) after scoring 33 points, connecting on all 7 FGAs and 12 PATs in four games

TUCKER IS NO. 1 ALL TIME

Entering 2017, K Justin Tucker ranks as the most accurate kicker of all time. He has hit on 168 of 187 FGAs to post an 89.8 success rate. In 2016, he scored a single-season franchise-record 141 points, making 38 of 39 FGs (lone miss was a block). He was also 10-for-10 from 50-plus yards, tying (Blair Walsh, 2012) for the most such kicks in NFL single-season history.

BEST CAREER FIELD GOAL PERCENTAGE (NFL History / Min. 100 Att.)

Rk.	Player	FGM-FGA	Pct.
1.	Justin Tucker	168-187	89.8
2.	Dan Bailey	171-191	89.5
3.	Steven Hauschka	191-219	87.2
4.	Stephen Gostkowski	303-348	87.1
5.	Mike Vanderjagt	230-266	86.5

- Produced 15 points, connecting on all 4 FGAs and all 3 PATs (his 100th-consecutive PAT) vs. SD (11/30)
- Connected on all 6 PATs and 2 of 3 FGAs (46, 49 and his 64-yard attempt was blocked) in the 48-17 win at TB (10/12)
- Earned AFC Special Teams Player of the Week honors after connecting on a 32-yard game-winner as time expired in the 23-21 victory at Cle. (9/21)...Finished with 11 points on 3 FGAs and 2 PATs...Passed K Billy Cundiff (294) for second place on the Ravens' career scoring list with 301
- Contributed 14 points, connecting on all 4 FGAs and both PATs in the 26-6 victory vs. Pit. (9/11)

2013: (BALTIMORE RAVENS – 16/0)

- Earned his first-career Pro Bowl nod after posting a then-franchise-record 140 points, including a franchise-record 38 FGM (on 41 attempts) and the second-highest FG percentage in Ravens history (92.7)...Made an impressive 33-consecutive FGs, the fifth-longest streak in NFL history
- Kicked a franchise-record 61-yard game-winning FG, as part of a franchise-record 6 FGMs (29, 24, 32, 49, 53, 61), in the 18-16 victory at Det. (12/16), becoming the only kicker in NFL history to kick FGs from 20-, 30-, 40-, 50- and 60-yard range in a single game
- Earned Special Teams Player of the Week and GMC "Never Say Never" Moment of the Week honors after kicking a franchise-record 61-yard game-winning FG, as part of a franchise-record 6 FGMs (29, 24, 32, 49, 53, 61) in the 18-16 victory at Det. (12/16)
- Made all 5 FGAs (16 points) in the 22-20 win vs. Pit. (11/28)
- Named AFC Special Teams Player of the Month (November) after making all 14 FGAs and 7 PATs (49 points) in five games
- Named AFC Special Teams Player of the Week for the second time in three weeks, scoring 13 points by hitting all 4 FGAs and 1 PAT in the 19-3 win vs. NYJ (11/24)
- Earned AFC Special Teams Player of the Week honors after kicking his fifth-career game-winning FG (a 46-yarder in OT), as well as another FG in regulation (36 yards) and 2 PATs in the 20-17 win vs. Cin. (11/10)

9 JUSTIN TUCKER

- Totaled 14 points after connecting on 4 FGAs and both PATs in the 26-23 victory at Mia. (10/6)...His 44-yard FG with 1:42 remaining sealed the victory

2012: (BALTIMORE RAVENS – 16/0, 4/0)

- Named to *USA Today's* All-Joe Team, finishing with 132 points (rookie franchise record)...Connected on 90.9% of his FGAs (30 of 33), the second-best mark in franchise history and second best by a rookie kicker in NFL history
- Hit all 42 of his PATs, establishing a Ravens' single-season franchise record
- Became the Ravens' single-season leader of 50-yard FGs (4, broken with 6 in 2013 and then 10 in 2016)...Became the first rookie in NFL history to make 2 50-plus-yard FGs in two games
- One of only two rookie free agents (Deonte Thompson) to make the Ravens' 53-man opening-day roster
- Posted 28 points (4 FGs and 16 PATs), helping the Ravens score 124 points in four playoff games en route to winning Super Bowl XLVII

- Nailed the game-winning 47-yard FG in double-OT and connected on all 5 PATs in the 38-35 victory in the Divisional Playoff at Den. (1/12/13)
- Connected on all 4 PATs and both FGAs, including a 38-yarder with 5:38 remaining in the fourth quarter to extend the Ravens' lead to 34-29, in the 34-31 victory in Super Bowl XLVII vs. SF (2/3/13)
- Kicked a game-winning FG (38-yarder) with 1:07 remaining in the 16-13 OT victory at SD (11/25)...Was 3-of-3 on FGAs (including a game-tying 38-yarder as time expired in regulation to tie the game)
- Posted 13 points, while connecting on a franchise-record 7 PATs and both FGAs, as part of a team-record 55-point output vs. Oak. (11/11)
- Made both FGAs (51 and 54 yards) and 1 PAT at Hou. (10/21)
- Connected on all 3 FGAs (28, 26 and 39) in the 9-6 victory over the Chiefs at KC (10/7)...Also posted his first-career special teams tackle against the Chiefs



— TUCKER'S COMMUNITY IMPACT —

- Teamed up with the Ravens and Verizon Wireless to launch a community-wide Pass It Forward campaign that included a full day of activities planned throughout the Baltimore area to surprise Ravens fans with random acts of kindness (2016)
- Served as a host for the annual Goodwill Gridiron Halloween Party, a fundraiser with proceeds benefitting Goodwill Industries of the Chesapeake (2014-16)
- Joined former Ravens LB Jameel McClain to host the seventh annual 53 Families Foundation Thanksgiving Dinner (2016)
- Performed "Ave Maria" and "O Holy Night" at the Catholic Charities Christmas Festival to benefit Gallagher Services, which supports adults with intellectual and developmental disabilities (2015-16)
- Participated in the Ravens 11th annual Holiday Helpers event at Target to shop for holiday gifts with Baltimore youth in need (2015)
- Attended TEAM CASA, the official charity team of the Maryland CASA Association, a fundraising event for the Baltimore Running Festival (2015)
- Annually supports Ravens' community efforts...Volunteered with teammates and Ravens staff to support Habitat for Humanity of the Chesapeake in the building of 18 brand new rowhomes, three of which were funded by the Ravens Foundation, Inc., in the Washington Village neighborhood of Baltimore City (2013)...Presented keys for those three rowhomes to new homeowners in an unveiling ceremony (2014)
- Supported Lardarius Webb at his Celebrity Softball Game (2016-17) and annual Thanksgiving food distribution at Webster Kendrick Boys and Girls Club (2015)
- Joined O.J. Brigance in the Brigance Brigade Zumbathon for ALS at the Downtown Merritt Athletic Club (2015)
- Represented the Ravens at ribbon-cutting ceremonies for the City Springs Community Athletic Complex (2014) and Patterson Park's Youth Sports and Education Center (2013)
- Joined Healthy Harbor Baltimore in bringing awareness to GamePlanEarth, a season-long environmental initiative established and led by the Ravens to help make Baltimore more sustainable (2014)
- Supports team holiday events, such as the annual Union Memorial Hospital visit (2014) and the annual coat distribution to homeless men at the Helping Up Mission (2013-14)
- Served a Thanksgiving-themed meal and read stories to children at Paul's Place homeless shelter (2014)
- Joined former Ravens kicker Matt Stover for a holiday reading at Kennedy Krieger's annual Festival of Trees (2014)
- Participated in events that promote PLAY 60, the NFL movement for an active generation...including the Hispanic Heritage Football Clinic (2012), the Hometown Huddle Ravens' TEAM Challenge (2012-13) and Fuel Up to PLAY 60 Rewards Assembly (2014)

9 JUSTIN TUCKER

- Kicked his first game-winning FG (a 27-yarder as time expired) in the 31-30 victory vs. NE (9/23)
- Was true on all 3 FGAs, including a 56-yarder, and 2 PATs at Phi. (9/16)...The 56-yard FG tied a then-team record (Wade Richey)...Became the first rookie in NFL history to make 3 FGs of 48 yards or more in a single game
- Played in his first-career NFL game and connected on all 5 PATs and 3 FGAs vs. Cin. (9/10)

— COLLEGE —

- Kicked in a variety of roles during his four seasons at Texas, handling kickoff duties in 52 games and placekicking in 25 contests...Posted 190-career points by hitting 40 of 48 FGAs (83.3%, third in UT history) and all 71 PATs...Also a rugby-style punter, registering 155 punts for 6,283 yards (40.5 avg.)
- Saw action in all 13 games as a senior in 2011, making 17 of 21 FGAs (81.0%), including a 52-yard long...Earned second-team All-Big 12 honors by the *Associated Press* and one of UT's Frank Denius Most Valuable Special Teams Player Awards...Averaged 64.5 yards per kickoff with 12 TBs, adding 63 punts for 2,471 yards (39.2 avg.)...Connected on the game-winning FG at in-state rival Texas A&M, earning Big 12 Special Teams Player of the Week honors
- Handled kickoff and punting duties as a sophomore in 2009 for the 13-1 Longhorns, who earned a spot in the BCS National Championship game...Kicked off 99 times for an average of 62.3 yards per kick, adding 14 TBs
- Majored in music at Texas

— HIGH SCHOOL —

- Prepped at Westlake (Austin, TX) HS, where he was a three-year letterman, also playing CB, WR and safety... Connected on 30 of 44 FGs and 155 of 162 PATs, ranking as ESPN's No. 3 placekicker in the nation
- Earned third-team 5A All-State by the Texas Sports Writers Association and first-team All-District as a senior...Added 8 receptions for 185 yards and 2 TDs as a receiver



MOST FIELD GOALS SINCE 2012

From 2012 (when he entered the NFL as a rookie free agent) to 2016, K Justin Tucker produced the NFL's most made field goals. His 670 points during this span stand second only to NE's Stephen Gostkowski (745).

MOST FIELD GOALS MADE / 2012-16

Rk.	Player (Team)	FGM
1.	Justin Tucker (Bal.)	168
2.	Stephen Gostkowski (NE)	162
3.	Steven Hauschka (Buf.)	150
4.	Adam Vinatieri (Ind.)	143
5.	Dan Bailey (Dal.)	139

A SEASON FOR THE AGES

In 2016, All-Pro K Justin Tucker connected on 38 of 39 FGAs (lone miss was a block), posting the fifth-best percentage in NFL single-season history. He also made 35-straight FGs at one point (tied for fifth-best streak ever).

BEST FG PERCENTAGE / NFL SINGLE-SEASON HISTORY

Rk.	Player (Year)	FGM-FGA	Pct.
1.	Gary Anderson (1998)	35-35	100.0
	Mike Vanderjagt (2003)	37-37	100.0
	Jeff Wilkins (2000)	17-17	100.0
	Tony Zendejas (1991)	17-17	100.0
5.	Justin Tucker (2016)	38-39	97.4

TUCKER'S GAME-WINNERS

12

Career game-winning field goals by K Justin Tucker:

- 2016: Week 3 at Jax., 53 yards
- 2016: Week 2 at Cle., 49 yards
- 2015: Week 11 vs. STL, 47 yards
- 2015: Week 8 vs. SD, 39 yards
- 2015: Week 4 at Pit., 52 yards OT
- 2014: Week 3 at Cle., 32 yards
- 2013: Week 15 at Det., 61 yards
- 2013: Week 10 vs. Cin., 46 yards OT
- 2013: Week 5 at Mia., 44 yards
- 2012: Div. at Den., 47 yards 2OT
- 2012: Week 12 at SD, 38 yards OT
- 2012: Week 3 vs. NE, 27 yards

9 JUSTIN TUCKER

REGULAR SEASON

Year	Team	GP	FIELD GOALS				POINT AFTER TOUCHDOWNS				Points
			FG Made-Att.	Percent	LG	BLK	PAT Made-Att.	Percent	BLK		
2012	Baltimore	16	30-33	90.9	56	0	42-42	100.0	0	132	
2013	Baltimore	16	38-41	92.7	61	0	26-26	100.0	0	140	
2014	Baltimore	16	29-34	85.3	55	1	42-42	100.0	0	129	
2015	Baltimore	16	33-40	82.5	52	0	29-29	100.0	0	128	
2016	Baltimore	16	38-39	97.4	57	1	27-27	100.0	0	141	
Totals		80	168-187	89.8	61	2	166-166	100.0	0	670	

SPECIAL TEAMS TACKLES (2): 2012 (1); 2015 (1)

Additional Statistics: Threw an incomplete pass on a fake FG attempt vs. Was. (10/9/16)

CAREER SINGLE-GAME HIGHS (REGULAR SEASON)

SCORING:

Most Points Scored: 18 (12/16/13 at Det.)

PATs:

Number Attempted: 7 (11/11/12 vs. Oak.)

Number Made: 7 (11/11/12 vs. Oak.)

Consecutive PATs Made: 166 (9/10/12-present)

FIELD GOALS:

Number Attempted: 6 (12/16/13 at Det.)

Number Made: 6 (12/16/13 at Det.)

Longest Attempted: 64 (10/12/14 at TB)

Longest Made: 61 (12/16/13 at Det.)

POSTSEASON

Year	Team	GP	FIELD GOALS				POINT AFTER TOUCHDOWNS				Points
			FG Made-Att.	Percent	LG	BLK	PAT Made-Att.	Percent	BLK		
2012	Baltimore	4	4-4	100.0	47	0	16-16	100.0	0	28	
2014	Baltimore	2	4-4	100.0	52	0	7-7	100.0	0	19	
Totals		6	8-8	100.0	52	0	23-23	100.0	0	47	

REGULAR SEASON

Year	Team	1-19	20-29	30-39	40-49	50+	Total	Percent
2012	Baltimore	0-0	8-8	8-8	10-13	4-4	30-33	90.9
2013	Baltimore	0-0	10-10	12-13	10-11	6-7	38-41	92.7
2014	Baltimore	0-0	10-10	11-11	4-4	4-9	29-34	85.3
2015	Baltimore	0-0	10-10	9-9	10-11	4-10	33-40	82.5
2016	Baltimore	0-0	4-4	10-11	14-14	10-10	38-39	97.4
Totals		0-0	42-42	50-52	48-53	28-40	168-187	89.8
Percent		0.0	100.0	96.2	90.6	70.0	89.8	

(playoff games in gold)

2012 GAME-BY-GAME: (46, 40, 39); (56, 51, 48); (27); (45, 47WR); (28, 26, 39); (38); (51, 54); (43); (48, 34); (26, 41WR, 39); (43, 38, 38); (45, 23); (0); (45); (23, 21, 30, 29); (45WL, 49); (23); (47); (0); (19, 38)

2013 GAME-BY-GAME: (25, 30); (50WR, 44WR); (28, 45, 43); (35, 24); (42, 50, 25, 44); (23); (46, 38, 32); (51); (36, 46); (52, 21); (30, 26, 33, 53); (43, 34, 38, 45, 48); (0); (29, 24, 32, 49, 53, 61); (37WL); (38, 22, 34)

2014 GAME-BY-GAME: (55WR, 38); (30, 23, 22, 20); (38, 21, 32); (57WL, 30); (52, 27); (46, 64B, 49); (38, 38); (45, 50, 53); (46); (0); (31, 55); (33, 21, 29, 31); (0); (22, 54SH, 54LU, 33); (0); (25, 28); (28, 45, 52); (25)

2015 GAME-BY-GAME: (52, 44); (22, 21, 37, 31); (50WR, 21); (40, 42, 52); (51WL, 23); (22, 36, 45RU); (44); (48, 29, 48, 45, 39); (58WR); (51WR, 25, 20, 51WR, 47); (49, 35); (38, 31, 55WR); (28, 30); (0); (37, 50); (28, 50, 49)

2016: GAME-BY-GAME: (50, 37); (52, 49, 41); (43, 42, 37, 54); (24, 43); (31); (23, 39, 35); (50, 49, 44); (49, 42); (25, 40); (46); (52, 57, 54, 36); (55); (34B, 50, 38.); (53, 47); (41, 38, 46, 23); (30)

POSTSEASON

Year	Team	1-19	20-29	30-39	40-49	50+	Total	Percent
2012	Baltimore	1-1	1-1	1-1	1-1	0-0	4-4	100.0
2014	Baltimore	0-0	2-2	0-0	1-1	1-1	4-4	100.0
Totals		1-1	3-3	1-1	2-2	1-1	8-8	100.0
Percent		100.0	100.0	100.0	100.0	100.0	100.0	

96**DEFENSIVE END**
6-7 | 300

BRENT URBAN

COLLEGE: VIRGINIA **HS:** LORNE PARK SECONDARY (MISSISSAUGA, ONTARIO)**BORN:** 5/5/91, BRAMPTON, ONTARIO**EXP. (NFL/RAVENS):** 4/4 **GP/GS (PLAYOFFS):** 22/0 (0/0)**TOGETHER**

— KEY TRANSACTIONS —

- Activated from IR-Designated for Return on 11/27/15
- Placed on IR-Designated for Return (biceps) on 9/8/15
- Placed on Injured Reserve (knee) on 8/25/14
- Originally selected by the Ravens in the fourth round (134th overall) of the 2014 NFL Draft

— CAREER HIGHLIGHTS —

- In 2016, recorded 10 tackles, 2 sacks (-9 yards) and 2 PD for the league's seventh-ranked unit (322.1 ypg)
- Has blocked 2 FGAs in his career in clutch moments... Blocked a FGA in the fourth quarter in a 19-17 win at Jax. (9/25/16) and also blocked a FGA (returned 64 yards for the game-winning TD by S Will Hill III) in his NFL debut on Monday Night Football at Cle. (11/30/15)
- Saw his first-career NFL action, posting 11 tackles (6 solo) and 1 sack (-3 yards) in six games in 2015

— PERSONAL —

- Was an imposing figure at left wing for one of North America's top junior hockey teams, the Triple-A Mississauga Ice Dogs...His teammates included NHL players Ryan Ellis (Nashville Predators), Casey Cizikas (New York Islanders) and Jamie Devane (Stockton Heat, the AHL affiliate of the Calgary Flames)
- Selected as the 15th-overall pick in the 2013 Canadian Football League Draft by the Hamilton Tiger-Cats, but opted to pursue an NFL career instead

— SEASON RECAPS —

2016: (BALTIMORE RAVENS – 16/0)

- Produced 10 tackles (7 solo), 2 PD and a single-season career-high 2 sacks (-9 yards) for a defense that allowed the NFL's fifth-fewest rushing yards (89.4 ypg) and ranked seventh overall (322.1 ypg)...Baltimore is one of three teams (Den. & Sea.) to rank in the NFL's Top 10 in total defense in each of the past three seasons
- Had 1 sack for a defense that produced 3 INTs and allowed just 277 total yards in the 38-6 win vs. Mia. (12/4)
- Blocked a critical FGA in the fourth quarter, keeping the Ravens within 2 points and leading to a game-winning 53-yard FG by K Justin Tucker on the ensuing offensive possession in the 19-17 win at Jax. (9/25)
- Matched a career high with 1 sack (-7 yards) for a defense that posted a shutout in the final three quarters in a 25-20, come-from-behind win at Cle. (9/18)

2015: (BALTIMORE RAVENS – 6/0)

- Saw his first-career NFL action, posting 11 tackles (6 solo), 1 sack and 1 blocked FG, for the NFL's eighth-ranked defense (337.4 ypg), which finished No. 2 overall (291.1 ypg) over the season's final eight games
- Activated from Injured Reserve-Designated for Return (biceps) on 11/27 after being injured in training camp on 8/6
- Recorded his first-career sack for a defense that held the Chiefs to 277 total net yards vs. KC (12/20)
- Posted 5 tackles (4 solo), both career highs, vs. Sea. (12/13)
- Posted his first-career tackles (2) and blocked a potential game-winning FGA (fifth-straight game in which Baltimore blocked a kick) in his NFL debut in the 33-27 victory at Cle. (11/30)...S Will Hill III scored (64 yards) on the blocked FGA

2014: (BALTIMORE RAVENS – 0/0, 0/0, INJURED RESERVE)

- Spent his rookie season on Injured Reserve due to a knee injury suffered in training camp...Placed on IR on 8/25/14

— COLLEGE —

- Played in 36 games (20 starts) at Virginia, totaling 75 tackles (26 solo), 16.5 TFL (-48 yards), 3 sacks (-15 yards), 2 FRs, 1 FF and 11 PD
- Posted a career-high 40 tackles (13 solo), 1 sack, 11.5 TFL (-34 yards) and 9 PD (led all NCAA down linemen), earning honorable mention All-ACC accolades as a senior in 2013... Was limited by a high ankle sprain for much of the year
- Redshirted as a true freshman in 2009
- Earned a general studies degree from Virginia

— HIGH SCHOOL —

- Prepped at Lorne Park (Mississauga, Ontario) Secondary School, where he was a two-time *Toronto Star* All-Star
- Recorded 16 TFL, 10 sacks and 8 PD as a junior
- Also played basketball and junior hockey



BALTIMORE BLOCK PARTY

From 2014-16, the Ravens produced 12 blocked kicks, including 2 FGs by DE Brent Urban, ranking as the NFL's No. 1 figure. In fact, Baltimore had a league-best (tied, Mia.) 4 blocks in 2016 – 1 punt, 1 PAT and 2 FGAs.

NFL'S MOST BLOCKED KICKS (2014-16)

Rk.	Team	Blocks
1.	Baltimore Ravens	12
2.	Miami Dolphins Philadelphia Eagles	10

96 BRENT URBAN



2016

GAME-BY-GAME DEFENSE

RAVENS

Date/Opp.	TT	Solo	Asst.	Sacks	INT	PD	FF	FR
9/11 vs. Buf.	1	0	1	0-0	0-0	0	0	0
9/18 @ Cle.	1	1	0	1-7	0-0	0	0	0
9/25 @ Jax.	0	0	0	0-0	0-0	0	0	0
10/2 vs. Oak.	1	1	0	0-0	0-0	0	0	0
10/9 vs. Was.	2	1	1	0-0	0-0	0	0	0
10/16 @ NYG	0	0	0	0-0	0-0	0	0	0
10/23 @ NYJ	1	0	1	0-0	0-0	0	0	0
11/6 vs. Pit.	0	0	0	0-0	0-0	0	0	0
11/10 vs. Cle.	1	1	0	0-0	0-0	1	0	0
11/20 @ Dal.	0	0	0	0-0	0-0	0	0	0
11/27 vs. Cin.	0	0	0	0-0	0-0	1	0	0
12/4 vs. Mia.	2	2	0	1-2	0-0	0	0	0
12/12 @ NE	0	0	0	0-0	0-0	0	0	0
12/18 vs. Phi.	0	0	0	0-0	0-0	0	0	0
12/25 @ Pit.	1	1	0	0-0	0-0	0	0	0
1/1/17 @ Cin.	0	0	0	0-0	0-0	0	0	0
Totals	10	7	3	2-9	0-0	2	0	0

REGULAR SEASON

Year	Team	GP	GS	TACKLES			SACKS		INTERCEPTIONS					FUMBLES			
				TT	Solo	Asst.	No.	Yards	No.	Yards	LG	TD	PD	FF	FR	Yards	
2014	Baltimore	0	0	INJURED RESERVE - KNEE			--	--	--	--	--	--	--	--	--	--	--
2015	Baltimore	6	0	11	6	5	1.0	3.0	0	0	0	0	0	0	0	0	0
2016	Baltimore	16	0	10	7	3	2.0	9.0	0	0	0	0	2	0	0	0	0
Totals		22	0	21	13	8	3.0	12.0	0	0	0	0	2	0	0	0	0

CAREER SINGLE-GAME HIGHS (REGULAR SEASON)

Total Tackles:

5 (12/13/15 vs. Sea.)

Solo Tackles:

4 (12/13/15 vs. Sea.)

Sacks:

1 3 times (last: 12/4/16 vs. Mia.)

INTs:

None

Passes Defensed:

1 2 times (last: 11/27/16 vs. Cin.)

Forced Fumbles:

None

Fumble Recoveries:

None

Additional Statistics: Has blocked 2 FGAs: 9/25/16 vs. Jax. and 11/30/15 at Cle. (which was returned 64 yards for the game-winning TD by S Will Hill III)

POSTSEASON

Year	Team	GP	GS	TACKLES			SACKS		INTERCEPTIONS					FUMBLES			
				TT	Solo	Asst.	No.	Yards	No.	Yards	LG	TD	PD	FF	FR	Yards	
2014	Baltimore	0	0	INJURED RESERVE - KNEE			--	--	--	--	--	--	--	--	--	--	--
Totals		0	0	0	0	0	0	0	0	0	0	0	0	0	0	0	0

— URBAN'S COMMUNITY IMPACT —

- As part of the Ravens Foundation's annual signature project, volunteered to help renew and transform Mary Ann Winterling (Baltimore City) Elementary School, assisting with landscaping, painting and a field day for the school's children (2017)
- Supports teammates' charitable endeavors, including former teammate Steve Smith Sr.'s Charity Fashion Show (2016)
- Alongside Giant Food, helped distribute 150 holiday food baskets to families in need at the Harry & Jeanette Weinberg Family Center YMCA (2015)



64

GUARD/CENTER
6-3 | 300

JOHN URSCHEL

COLLEGE: PENN STATE HS: CANISIUS (BUFFALO, NY)
 BORN: 6/24/91, WINNIPEG, CANADA
 EXP. (NFL/RAVENS): 4/4 GP/GS (PLAYOFFS): 40/13 (2/2)



TOGETHER

— KEY TRANSACTIONS —

- Selected by the Ravens in the fifth round (175th overall) of the 2014 NFL Draft

— CAREER HIGHLIGHTS —

- In 2016, appeared in 13 games (three starts) as part of an offensive line that helped QB Joe Flacco throw for a franchise-record 4,317 yards
- In 2015, played in all 16 games (seven starts at center) on an O-line that allowed the NFL's third-fewest sacks (24) and helped post a team-record 4,271 net passing yards
- Saw action in 11 games (three starts) as a rookie in 2014 for an offense that established franchise single-season records in yards (5,838) and points scored (409)
- In 2014, helped QB Joe Flacco establish career highs in passing yards (3,986) and TD passes (27), completing 62.1% of his passes (344 of 554) for a 91.0 QB rating

— PERSONAL —

- During the 2016 offseason, enrolled in a Ph.D. program at M.I.T., studying spectral graph theory, numerical linear algebra and machine learning...He continued working toward the doctorate degree during the spring of 2017
- Honored by the Penn State Alumni Association with its Alumni Achievement Award in 2017 for his outstanding merits in mathematics and football
- Named to Forbes "30 Under 30" list in science in 2017
- Was the 2016 spring commencement speaker for the Penn State College of Science (University Park, PA)
- At the 2016 Genius Gala at the Liberty Science Center (Jersey City, NJ), played chess against U.S. Champion Fabiano Caruana...Urschel is an aspiring chess master
- At his alma mater, Penn State, taught trigonometry and analytic geometry in the spring of 2013 and integral vector calculus during the fall semester...Was a visiting scholar at PSU during the Ravens' 2015 offseason and was a research associate in 2016
- Authored a paper titled, "Instabilities of the Sun-Jupiter-Asteroid Three Body Problem" that was published in 2012 in the journal *Celestial Mechanics and Dynamical Astronomy* and a paper titled, "Cascadic Multigrid Algorithm for Computing the Fiedler Vector," published in the *Journal of Computational Mathematics*
- Earned his degree in math in three years and graduated with a master's degree in math in one year from PSU
- Plays guitar and aspires to be in a blues band one day
- Occasionally writes for *The Players' Tribune*, focusing on math, statistics, football and player health/safety

— SEASON RECAPS —

2016: (BALTIMORE RAVENS – 13/3)

- Appeared in 13 games (three starts) as part of an offensive line that helped protect QB Joe Flacco, allowing him to register a career-high 64.9 completion percentage and throw for a franchise-record 4,317 yards
- Subbed periodically for an injured C Jeremy Zuttah and played as part of an offensive line that helped pave the way for a season-high 151 rushing yards and a 6.3 yards-per-carry average in the 27-26 victory vs. Phi. (12/18)
- Subbed for C Jeremy Zuttah (concussion protocol) and played for an offensive line that helped QB Joe Flacco complete a franchise-record 37 passes for 324 yards and 2 TDs at NE (12/12)
- Subbed for an injured G/T Alex Lewis (ankle) and played on an O-line that helped the offense generate 396 yards and a season-high 28 points in the 28-7 win vs. Cle. (11/10)
- Started at LG and protected QB Joe Flacco, allowing him to record his 28th-career 300-yard passing game (307 yards) at NYG (10/16)
- Recorded his first start of the season at LG vs. Was. (10/9), filling in for G/T Alex Lewis, who started at LT in place of T Ronnie Stanley (foot)

2015: (BALTIMORE RAVENS – 16/7)

- Saw action in all 16 games (seven starts at center) on a line that permitted the NFL's third-fewest sacks (24) and helped produce a single-season franchise-record 4,271 net passing yards...The Ravens posted the second-most total net yards (5,749) in team history
- Made his seventh-straight start at center for an O-line that allowed just 1 sack at Cin. (1/3/16)
- Started at center for an offensive line that helped generate 121 rushing yards in the 20-17 win vs. Pit. (12/27)
- Started at center for an offensive line that did not permit a sack in the 33-27 victory at Cle. (11/30)
- Registered his first-career start at center on an O-line that allowed 1 sack and helped generate 388 total net yards despite missing three starters – C Jeremy Zuttah, G Kelechi Osemele and T Eugene Monroe (left in the third quarter) – due to injury in the 16-13 victory vs. STL (11/22)

2014: (BALTIMORE RAVENS – 11/3, 2/2)

- Helped an offense that established franchise single-season records in yards (5,838) and points scored (409)... Helped QB Joe Flacco establish career highs in passing yards (3,986) and TD passes (27), completing 62.1% of his passes (344 of 554) for a 91.0 QB rating

64 JOHN URSCHEL

- Started both postseason contests at RG (Marshal Yanda started at RT due to Rick Wagner being on IR with a foot injury) for an offense that had 727 yards and 61 points
- Started at RG and helped the Ravens gain 419 yards, including 238 yards and 17 unanswered points in the fourth quarter, in the 20-10 victory vs. Cle. (12/28)
- Started at LG in the 29-7 victory vs. Atl. (10/19)
- Played in his first-career NFL game, starting at LG (Kelechi Osemele - knee) for an offense that gained 475 yards and racked up 6 TDs in the 48-17 victory at TB (10/12)...Helped protect QB Joe Flacco, allowing him to complete 75% of his passes (21 of 28) for 306 yards, a franchise-record-tying 5 TDs and a franchise-record 149.7 QB rating...Also had a special teams tackle on a blocked FGA

— COLLEGE —

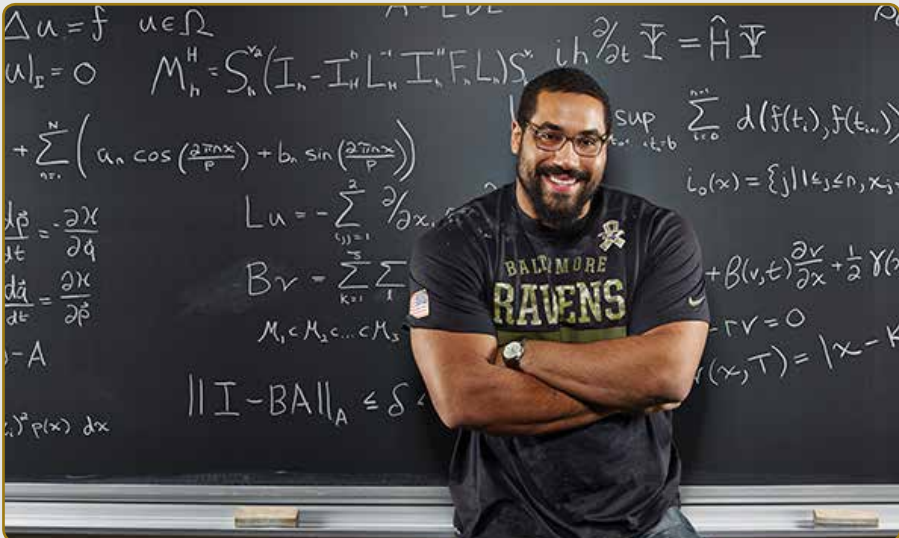
- Competed in 40 games at Penn State, starting every contest (24) at RG as a junior (2012) and senior (2013)...Recorded 21 TD-resulting blocks and 181 key blocks/knockdowns in his two full seasons as a starter...Redshirted as a true freshman in 2009

- Earned third-team All-American and first-team All-Big Ten accolades for the second-consecutive season as a senior in 2013...Served as team captain and received the Nittany Lions' O-line Player of the Game honor in 10 of 12 contests...Tallied 12 TD-resulting blocks and 97 knockdowns for an offense that gained 5,198 yards and scored 43 TDs
- In 2013, became the first Penn State player to win the William V. Campbell Trophy, given to the nation's premier college football scholar-athlete...Recipient of the 2013 Senior CLASS Award, which is based on excellence in four fields: classroom, community, character and competition

— HIGH SCHOOL —

- Prepped at Canisius (Buffalo, NY) HS, where he earned All-State and Western New York Lineman of the Year honors as a senior after recording 77 tackles and 4.5 sacks at DT
- Was a captain of the football team his senior season and served as a three-year captain for the track and field team
- Won the CHSAA Indoor Championship in 2009 with a 12-pound shot put toss of 56'-5.75"

John Urschel is an accomplished football player and also a well-rounded person off the field. In 2015, he co-authored a paper in the *Journal of Computational Mathematics* titled "A Cascadic Multigrid Algorithm for Computing the Fiedler Vector of Graph Laplacians" and includes "a cascadic multigrid algorithm for fast computation of the Fiedler vector of a graph Laplacian, namely, the eigenvector corresponding to the second smallest eigenvalue." He also wrote a well-received article in *The Players' Tribute* called "Why I Still Play Football," in response to the sudden 2015 retirement of 49ers LB Chris Borland.



BRAINS AND BRAWN

photo courtesy: SIKids.com

In the spring of 2016, Urschel became the NFL's only player enrolled in a Ph.D. program when he began taking classes at the Massachusetts Institute of Technology (M.I.T). Urschel spent much of the 2016 and 2017 offseasons in Boston studying spectral graph theory, numerical linear algebra and machine learning. (He is expected to earn the doctorate in applied mathematics in 2019.) Additionally, in 2016, he was a research associate at his alma mater, Penn State, working in the mathematics department. In what he called one his life's greatest achievements, Urschel served as the 2016 spring commencement speaker for the Penn State University College of Science.

64 JOHN URSCHEL



URSCHEL AT M.I.T.

A doctoral candidate of applied mathematics at M.I.T., Urschel's passion for football is matched only by his incredible work and achievements in the classroom. In his own words, here is how the four-year NFL veteran explains his unique math prowess, which has drawn worldwide recognition:

"I have done research in a number of areas, including spectral graph theory, numerical PDE's, matrix algebra, computational finance, mathematical physics and others.

"My result (with L. Zikatanov) regarding the connectedness of nodal decompositions of Fiedler vectors has received a fair amount of attention. *The AMS Notices* wrote a profile of me that discusses this result. It is kindly referred to as the Urschel-Zikatanov Theorem.

"In addition, I currently have the fastest eigensolver for minimal Laplacian eigenvectors.

"[During the football offseason], I spend most of my time thinking about discrete Schrödinger operators, high dimensional data compression, algebraic multigrid and Voronoi diagrams."

— URSCHEL'S COMMUNITY IMPACT —

- Honored by the Penn State Alumni Association with the 2017 Alumni Achievement Award, which is given to nine accomplished alumni that are 35 years of age and younger, who are demonstrating that Penn State alumni succeed in exceptional fashion at an early age
- Teamed up with the Ravens and Verizon Wireless to launch a community-wide Pass It Forward campaign that included a full day of activities planned throughout the Baltimore area to surprise Ravens fans with random acts of kindness (2016)
- Surprised customers by taking on the role of Southwest Airlines a customer service representative and operations agent at Baltimore/Washington International Thurgood Marshall Airport (2016)
- Supported the NFL and the Ravens' Fuel Up to PLAY 60 program by visiting with and speaking to children at Westside Intermediate School (2015)
- Advocate in support of school math programs and students' interests in STEM
- Teamed up with Texas Instruments to release STEM Behind Sports, activities and worksheets that teachers and parents can use with middle school students to prove to kids that learning early math is important for their daily lives and that it can be fun (2016)
- Supports teammates' charitable endeavors, including the team's annual youth holiday shopping event at Target hosted by Steve Smith Sr. (2015)
- An avid chess player, John has spent time teaching children the game of chess and also rewarding/acknowledging remarkable youth for their outstanding chess skills

2

QUARTERBACK
6-5 | 243



DUSTIN VAUGHAN

COLLEGE: WEST TEXAS A&M HS: CALLEN (CORPUS CHRISTI, TX) HS
BORN: 1/27/91, CORPUS CHRISTI, TX
EXP. (NFL/RAVENS): 2/1 GP/GS (PLAYOFFS): 0/0 (0/0)



TOGETHER

— KEY TRANSACTIONS —

- Dustin Vaughan signed a Reserve/Future contract with the Ravens on 1/2/17
- Signed to the Ravens' practice squad on 12/27/16
- Released by Pittsburgh on 9/2/16 after spending training camp with the team
- Signed to Buffalo's practice squad on 9/23/15 after being released by the Cowboys on 9/5/15
- Signed with the Cowboys as a RFA on 5/12/14

— CAREER HIGHLIGHTS —

- Spent the entire 2014 season on the Cowboys' active roster...Inactive for 15 of the 16 regular season games and both playoff games

— PERSONAL —

- Married his wife, Courtney, in 2016

— SEASON RECAPS —

2016: (BALTIMORE RAVENS – 0/0)

- Spent Week 17 on the Ravens' practice squad...Was not on an NFL roster most of the season after being released by the Steelers following the preseason

2015: (BUFFALO BILLS – 0/0)

- Spent Weeks 3-6 on the Bills' practice squad

2014: (DALLAS COWBOYS – 0/0, 0/0)

- On the Cowboys' active roster for the entire 2014 season
- Active, but did not play vs. Ari. (11/2)

— COLLEGE —

- Finished his collegiate career as West Texas A&M's all-time leader in completions (1,040), attempts (1,624), passing yards (10,525) and touchdowns (123)
- Completed 447-of-675 passes, while setting the all-time Division II record with 5,401 passing yards and throwing for a school-record 53 TDs as a senior in 2013...Earned a spot on the *Associated Press* Little All-America team, which honors the top players in Division II, III and NAIA and was the runner-up for the Harlon Hill Trophy, given to the country's top NCAA Division II player
- As a junior in 2012, named Lone Star Conference Offensive Player of the Year after completing 64.7% of his passes (359 of 555) for 4,712 yards and 45 TDs
- Stepped into a starting role in the school's second game of his sophomore season and went 227-of-382, throwing for 3,316 yards and 25 TDs
- Threw for 96 yards in limited action as a redshirt freshman
- Redshirted as a true freshman in 2009
- Graduated with a degree in biology/pre-med

— HIGH SCHOOL —

- Prepped at Calallen (Corpus Christi, TX) HS, where he was named first-team All-District 31-4A as a senior
- Earned All-Metro and All-South Texas honors as a senior
- Also played basketball and baseball

REGULAR SEASON

Year	Team	GP	GS	PASSING										RUSHING					
				Att.	Comp.	Yards	Comp%	Yds/Att	TD	INT	LG	Sack/Lost	Rating	No.	Yards	Avg.	LG	TD	
2014	Dallas	0	0	0	0	0	0.0	0	0	0	0	0	0/0	0.0	0	0	0	0	0
2015	Buffalo.*	0	0	0	0	0	0.0	0	0	0	0	0	0/0	0.0	0	0	0	0	0
2016	Baltimore*	0	0	0	0	0	0.0	0	0	0	0	0	0/0	0.0	0	0	0	0	0
Totals		0	0	0	0	0	0.0	0	0	0	0	0	0/0	0.0	0	0	0	0	0

*SPENT TIME ON BUFFALO AND BALTIMORE'S PRACTICE SQUADS IN 2015 & 2016

CAREER SINGLE-GAME HIGHS (REGULAR SEASON)

Most Attempts: None	Most Completions: None	Most Carries / Rushing Yards: None
Most Yards Passing: None	Most Touchdowns: None	Longest Gain Rushing: None
Longest Gain: None	QB Rating: None	Most Rushing Touchdowns: None

17

WIDE RECEIVER
6-0 200



MIKE WALLACE

COLLEGE: MISSISSIPPI HS: O. PERRY WALKER (NEW ORLEANS, LA)
BORN: 8/1/86, NEW ORLEANS, LA
EXP. (NFL/RAVENS): 9/2 GP/GS (PLAYOFFS): 127/108 (5/3)



TOGETHER

— KEY TRANSACTIONS —

- Signed with the Ravens on 3/15/16
- Released by the Vikings on 3/8/16
- Acquired by Minnesota via trade from Miami on 3/13/15
- Signed by Miami on 3/12/13
- Originally selected by Pittsburgh in the third round (84th overall) of the 2009 NFL Draft

— HONORS —

- Pro Bowl (2011)
- NFL Rookie of the Week (Week 9 & Week 15, 2009)
- Joe Greene Performance Award, given to the Steelers' top rookie (2009)

— CAREER HIGHLIGHTS —

- In 2016, recorded his third-career 1,000-yard receiving season, posting a team-leading 1,017 yards and 4 TDs on 72 receptions (14.1 avg.)
- Tallied an NFL-high 5 catches of at least 50 yards in 2016
- Set a Ravens' franchise record with a career-long-tying 95-yard TD pass vs. Pit. (11/6/16)
- Scored a receiving touchdown in his first two career games with the Ravens, notching 1 TD in Week 1 vs. Buf (9/11/16) and 2 TDs in Week 2 at Cle. (9/18/16)
- Since he entered the NFL in 2009, Wallace, Rob Gronkowski, Jordy Nelson and Calvin Johnson (retired) are the only players to produce at least 50 receiving TDs and sport a 15.0 ypc average
- Has tallied 21 100-yard receiving games during his career
- Wallace's 15.1 yards-per-catch average ranks eighth best in the NFL among active players
- Posted consecutive seasons of at least 1,000 receiving yards in 2010 and 2011
- Caught 9 passes for 89 yards and 1 TD in Super Bowl XLV vs. the Green Bay Packers (2/6/11)

— PERSONAL —

- Although he goes by Mike, his first name is actually Burnell, which he went by in high school

— SEASON RECAPS —

2016: (BALTIMORE RAVENS – 16/16)

- Recorded his third-career 1,000-yard receiving season, posting a team-leading 1,017 yards and 4 TDs on 72 receptions (14.1 avg.)...Also produced a league-high 5

catches of at least 50 yards, including a career-long-tying (and Ravens' franchise record) 95-yard TD

- Caught 2 passes for 60 yards (30.0 avg.), including his league-high fifth catch of 50-plus yards (54), in the 27-26 victory vs. Phi. (12/18)
- Recorded 3 receptions for a team-high 57 receiving yards (19.0 avg.) in the 19-14 victory vs. Cin. (11/27)
- Tallied 62 receiving yards on 5 receptions (12.4 avg.) and carried the ball once for 13 yards at Dal. (11/20)
- Produced a career-long (tied) 95-yard TD reception – the longest offensive play in Ravens history – finishing with 4 catches for 124 yards (31.0 avg.) in the 21-14 victory vs. Pit. (11/6)...Wallace's 95-yard TD marked the 12th receiving TD of 50-plus yards in his career, and his 124 yards marked his 21st-career 100-yard receiving output
- Recorded 120 receiving yards on a career-high 10 receptions, marking his 20th-career 100-yard contest and his first with the Ravens at NYJ (10/23)
- Produced a team-high 97 receiving yards on 4 receptions (24.3 avg.), including a season-long 70-yard catch, at NYG (10/16)...Wallace's 70-yard catch was the fourth longest of his career and his longest since 2012
- Led the team with 63 receiving yards and tied for the team lead (Dennis Pitta) with 7 receptions vs. Was. (10/9)
- Recorded 2 TD catches and 41 yards on 4 receptions for an offense that scored 23 unanswered points in a 25-20, come-from-behind win at Cle. (9/18)...The 20-point turnaround marked the Ravens' second-largest comeback win in team history
- Posted a team-high 91 receiving yards on 3 catches (30.3 avg.), including a 66-yard TD reception, in the 13-7 season-opening victory vs. Buf. (9/11)...Also added an 11-yard run on an end-around to extend a drive in the fourth quarter

2015: (MINNESOTA VIKINGS – 16/12, 1/0)

- Registered 473 receiving yards and 2 TDs on 39 receptions, helping the Vikings win the NFC North Division title
- Netted a season-high 8 receptions for 83 yards and 1 TD at Den. (10/4)
- Started and led the team with 6 receptions for 63 yards in his first-career game with the Vikings at SF (9/14)

2014: (MIAMI DOLPHINS – 16/16)

- Finished the season with a team-leading 862 receiving yards on 67 receptions...Led the team with 10 receiving TDs, tying his career high originally set in 2010
- Posted 5 catches for 58 yards and tied his single-game career high of 2 receiving TDs vs. Min. (12/21)

17 MIKE WALLACE

- Tallied a season-high 104 receiving yards, including a 50-yard reception, on 5 catches at NE (12/14)
- Scored a touchdown in back-to-back games vs. GB and at Chi. (10/12 and 10/19)
- Registered 7 catches for 81 yards and 1 TD in the Dolphins' season-opening win vs. NE (9/7)

2013: (MIAMI DOLPHINS – 16/16)

- Posted a career-high 73 receptions for 930 yards and 5 TDs in his first season with the Dolphins
- Recorded his fourth game of at least 100 receiving yards with 6 catches for 105 yards vs. NE (12/15)
- Registered 7 catches for 82 yards and 1 TD in a 23-3 victory at NYJ (12/1)
- Produced 127 yards and 1 TD on 5 receptions, including a season-long 57-yard reception, vs. Car. (11/24)
- Netted 7 catches for 105 yards (15.0 avg.) vs. Bal. (10/6)
- Pulled in a team-high 9 receptions for 115 yards and 1 TD at Ind. (9/15)

2012: (PITTSBURGH STEELERS – 15/14)

- Established team highs in receiving yards (836) and TD catches (8, tied), registering 64 catches...Posted an 82-yard TD catch, contributing to a 13.1 yards-per-catch average
- Tallied 7 catches for 112 yards, tying a career high with 2 TDs vs. SD (12/9)
- Recorded a team-high 66 yards, including a 51-yard TD catch, on 3 catches in a 24-20 win at NYG (11/4)
- Hauled in a season-long 82-yard TD pass at Ten. (10/11)
- Netted 123 receiving yards and 1 TD on 8 catches in a win at Oak. (9/23)

2011: (PITTSBURGH STEELERS – 16/14, 1/1)

- Earned Pro Bowl honors after leading Pittsburgh in receptions (72), receiving yards (1,193) and receiving TDs (8)...Helped lead the Steelers to a 12-4 record and a berth in the AFC Wild Card game
- Led Pittsburgh with 82 yards on 4 receptions in a 27-0 win vs. STL (12/24)
- Posted 3 catches for 118 yards, including a career-long 95-yard TD, at Ari. (10/23)
- Recorded at least 100 yards in his first three games of the season, including a career-high 144-yard performance (with 1 TD), at Ind. (9/25)
- Produced 107 yards on 8 receptions in the season-opening game at Bal. (9/11)

2010: (PITTSBURGH STEELERS – 16/16, 3/2)

- Finished fifth in the NFL with a career-high 1,257 receiving yards and ranked second in the league in yards per catch (21.0 avg.) on 60 receptions...Compiled a career high in receiving TDs (10, since tied in 2014), helping Pittsburgh

- win the AFC North and earn a berth in Super Bowl XLV
- Notched single-game playoff career highs in catches (9) and receiving yards (89) in Super Bowl XLV vs. GB (2/6/11)
- Finished the season with three-consecutive games of over 100 yards receiving: 102 vs. NYJ (12/19), 104 vs. Car. (12/23), and 105 at Cle. (1/2/11)
- Posted a season-high 136 receiving yards and 2 TDs on 8 catches vs NE. (11/14)
- Hauled in a 41-yard TD and a 46-yard TD, finishing with 3 receptions for 100 yards at TB (9/26)

2009: (PITTSBURGH STEELERS – 16/4)

- Earned the Joe Greene Great Performance award, given to the Steelers' top rookie, after pulling in 39 receptions for 756 yards (19.4 avg.) and 6 TDs
- Established a career-high 2 receiving TDs and had 79 receiving yards, including a season-long 60-yarder, vs. GB (12/20)...Named Pepsi NFL Rookie of the Week
- Earned his first Pepsi NFL Rookie of the Week award after netting 4 receptions for 69 yards and 1 TD at Den. (11/9)
- Caught his first-career TD, recording a 47-yard scoring reception at Det. (10/11)
- Recorded his first-career 100-yard receiving game with season highs in receptions (7) and yards (102) at Cin. (9/27)

— COLLEGE —

- Started 28 games in his four-year career (2005-08) at Ole Miss, catching 101 passes for 1,910 yards...Earned second-team All-SEC honors as both a WR and kick returner during his senior season (2008)
- Led the SEC and ranked third in the NCAA (among top 100 WRs) in yards-per-catch average (20.1) and was sixth in conference receiving yards per game (60.3) in 2008

— HIGH SCHOOL —

- Named league and district MVP following his senior season at O. Perry Walker (New Orleans) HS...Caught 60 passes for 1,039 yards and 19 TDs as a senior
- Earned All-State honors in the 100-meter dash in track

WALLACE IN A SELECT CLUB

Since he entered the NFL in 2009, Mike Wallace, Rob Gronkowski, Jordy Nelson and Calvin Johnson (retired) are the only players to produce at least 50 receiving TDs and sport a 15.0 ypc average.

PLAYERS WITH 50 REC. TOUCHDOWNS & 15.0 YPC AVG. (Since Wallace's First Season in 2009)					
Player	Rec.	Yards	Avg.	LG	TDs
Rob Gronkowski (NE)	405	6,095	15.0	76t	68
Calvin Johnson (retired)	605	9,532	15.8	87t	67
Jordy Nelson (GB)	464	7,000	15.1	93t	61
Mike Wallace (Bal.)	486	7,324	15.1	95t	53

17 MIKE WALLACE



2016

GAME-BY-GAME OFFENSE

Date/Opp.	RECEIVING					RUSHING				
	No.	Yds.	Avg.	LG	TD	No.	Yds.	Avg.	LG	TD
9/11 vs. Buf.	3	91	30.3	66t	1	1	11	11.0	11	0
9/18 @ Cle.	4	41	10.3	17t	2	0	0	0.0	0	0
9/25 @ Jax.	3	34	11.3	15	0	1	5	5.0	5	0
10/2 vs. Oak.	4	44	11.0	17	0	1	3	3.0	3	0
10/9 vs. Was.	7	63	9.0	13	0	0	0	0.0	0	0
10/16 @ NYG	4	97	24.3	70	0	0	0	0.0	0	0
10/23 @ NYJ	10	120	12.0	53	0	0	0	0.0	0	0
11/6 vs. Pit.	4	124	31.0	95t	1	0	0	0.0	0	0
11/10 vs. Cle.	4	59	14.8	23	0	0	0	0.0	0	0
11/20 @ Dal.	5	62	12.4	27	0	1	13	13.0	13	0
11/27 vs. Cin.	3	57	19.0	31	0	1	-1	-1.0	-1	0
12/4 vs. Mia.	6	59	9.8	16	0	0	0	0.0	0	0
12/12 @ NE	5	52	10.4	20	0	0	0	0.0	0	0
12/18 vs. Phi.	2	60	30.0	54	0	0	0	0.0	0	0
12/25 @ Pit.	4	21	5.3	14	0	0	0	0.0	0	0
1/1/17 @ Cin.	4	33	8.3	11	0	0	0	0.0	0	0
Totals	72	1,017	14.1	95t	4	5	31	6.2	13	0

REGULAR SEASON

Year	Team	GP	GS	RECEIVING					RUSHING				
				No.	Yards	Avg.	LG	TD	No.	Yards	Avg.	LG	TD
2009	Pittsburgh	16	4	39	756	*19.4	60t	6	5	48	9.6	21	0
2010	Pittsburgh	16	16	*60	*1,257	*21.0	56t	*10	5	39	7.8	19	0
2011	Pittsburgh	16	14	*72	*1,193	*16.6	95t	*8	5	57	11.4	21	0
2012	Pittsburgh	15	14	64	836	13.1	82t	8	5	7	1.4	13	0
2013	Miami	16	16	73	930	12.7	57	5	3	33	11.0	13	0
2014	Miami	16	16	67	*862	*12.9	50	*10	4	16	4.0	12	0
2015	Minnesota	16	12	39	473	12.1	34	2	1	6	6.0	6	0
2016	Baltimore	16	16	72	*1,017	14.1	95t	4	5	31	6.2	13	0
Totals		127	108	486	7,324	15.1	95t	53	33	237	7.2	21	0

*LED TEAM

SPECIAL TEAMS TACKLES (1): 2010 (1)

CAREER SINGLE-GAME HIGHS (REGULAR SEASON)

RECEIVING

Receptions:
10 (10/23/16 at NYJ)

Yardage:
144 (9/25/11 at Ind.)

Long Gain:
95t 2 times (last: 11/6/16 vs. Pit.)

Touchdowns:
2 7 times (last: 9/18/16 at Cle.)

RUSHING

Carries:
2 3 times (last: 10/21/12 at Cin.)

Yardage:
31 (11/13/11 at Cin.)

Long Gain:
21 2 times (last: 12/8/11 vs. Cle.)

Touchdowns:
None

100-yard Receiving Games: 21 (last: 124 yards, 11/6/16 vs. Pit.)

POSTSEASON

Year	Team	GP	GS	RECEIVING					RUSHING				
				No.	Yards	Avg.	LG	TD	No.	Yards	Avg.	LG	TD
2010	Pittsburgh	3	2	13	115	8.8	25t	1	2	-2	-1.0	4	0
2011	Pittsburgh	1	1	3	26	8.7	17	0	1	1	1.0	1t	1
2015	Minnesota	1	0	1	10	10.0	10	0	0	0	0.0	0	0
Totals		5	3	17	151	8.9	25t	1	3	-1	-0.3	4	1

— WALLACE'S COMMUNITY IMPACT —

- Supported the NFL and the Ravens' PLAY 60 initiative, the movement for a more active generation, by participating in an assembly at Deer Park Elementary School (2016)

84

TIGHT END
6-6 | 255



DARREN WALLER

COLLEGE: GEORGIA TECH HS: NORTH COBB (KENNESAW, GA)
BORN: 9/13/92, LANDOVER, MD
EXP. (NFL/RAVENS): 3/3 GP/GS (PLAYOFFS): 18/4 (0/0)



TOGETHER

— KEY TRANSACTIONS —

- Placed on Injured Reserve (hamstring) on 10/28/15
- Selected by the Ravens in the sixth round (204th overall) of the 2015 NFL Draft

— CAREER HIGHLIGHTS —

- In 2016, posted single-season career highs with 10 receptions, 85 receiving yards and 2 TDs
- Caught a 3-yard TD pass at NE (12/12/16)
- Scored his first-career TD on a 4-yard grab vs. Cle. (11/10/16)
- In 2015, recorded 18 yards on 2 receptions and 3 special teams tackles in six games before being placed on Injured Reserve (hamstring) as a rookie
- During the 2016 offseason, made the transition from wide receiver to tight end
- Secured his first-career reception at Pit. (10/1/15)
- Made his NFL debut at Den. (9/13/15)

— PERSONAL —

- Great grandfather is legendary jazz musician Fats Waller
- Enjoyed watching NFL Films documentaries as a child

— SEASON RECAPS —

2016: (BALTIMORE RAVENS – 12/3)

- Posted career highs in receptions (10), receiving yards (85) and TDs (2), helping QB Joe Flacco record a single-season franchise record 4,317 passing yards
- Also finished second on the team with 6 special teams tackles
- Caught a 3-yard TD pass at NE (12/12)
- Recorded his first-career TD reception (finished with 2 catches for 14 yards) in the 28-7 win vs. Cle. (11/10)
- Started and recorded a career-high 2 receptions for 17 yards in the 21-14 victory vs. Pit. (11/6)...Also notched 1 special teams tackle
- Competed from scrimmage at TE and posted 1 special teams tackle at NYG (10/16)
- After serving a four-game NFL suspension, saw action on special teams and competed from scrimmage in his first game of 2016 vs. Was. (10/9)

2015: (BALTIMORE RAVENS – 6/1)

- Posted 18 yards on 2 catches and 3 special teams stops before being placed on Injured Reserve (hamstring) on 10/28
- Made his first-career start, securing 1 reception (1 yard), before leaving the game (concussion) vs. Cle. (10/11)
- Secured a 17-yard reception, his first-career catch, for an offense that scored 16 unanswered points in the 23-20 come-from-behind, OT victory at Pit. (10/1)
- Produced 2 special teams tackles vs. Cin. (9/27)
- Saw action on special teams in his NFL debut at Den. (9/13)

— COLLEGE —

- Competed in 50 games (22 starts), totaling 51 receptions for 971 yards and 9 TDs
- Recorded a career-high 26 receptions for 442 yards (17.0 avg.) and 6 TDs as a senior in 2014
- Graduated with a management degree

— HIGH SCHOOL —

- Prepped at North Cobb (Kennesaw, GA) HS, where he played WR and DB during his three-year varsity career and served as team captain for two seasons
- Named first-team All-County, first-team All-Region and second-team All-State as a senior
- Also played basketball for three seasons

2016

GAME-BY-GAME OFFENSE

RAVENS Date/Opp.	RECEIVING					RUSHING				
	No.	Yds.	Avg.	LG	TD	No.	Yds.	Avg.	LG	TD
9/11 vs. Buf.	SUSPENDED BY THE NFL					-	-	-	-	-
9/18 @ Cle.	SUSPENDED BY THE NFL					-	-	-	-	-
9/25 @ Jax.	SUSPENDED BY THE NFL					-	-	-	-	-
10/2 vs. Oak.	SUSPENDED BY THE NFL					-	-	-	-	-
10/9 vs. Was.	0	0	0.0	0	0	0	0	0.0	0	0
10/16 @ NYG	0	0	0.0	0	0	0	0	0.0	0	0
10/23 @ NYJ	0	0	0.0	0	0	0	0	0.0	0	0
11/6 vs. Pit.	2	17	8.5	9	0	0	0	0.0	0	0
11/10 vs. Cle.	2	14	7.0	10	1	0	0	0.0	0	0
11/20 @ Dal.	0	0	0.0	0	0	0	0	0.0	0	0
11/27 vs. Cin.	2	14	7.0	8	0	0	0	0.0	0	0
12/4 vs. Mia.	1	15	15.0	15	0	0	0	0.0	0	0
12/12 @ NE	1	3	3.0	3t	1	0	0	0.0	0	0
12/18 vs. Phi.	1	11	11.0	11	0	0	0	0.0	0	0
12/25 @ Pit.	1	11	11.0	11	0	0	0	0.0	0	0
1/1/17 @ Cin.	0	0	0.0	0	0	0	0	0.0	0	0
Totals	10	85	8.5	15	2	0	0	0.0	0	0

84 DARREN WALLER



— WALLER'S COMMUNITY IMPACT —

- As part of the Ravens Foundation's annual signature project, volunteered to help renew and transform Mary Ann Winterling (Baltimore City) Elementary School, assisting with landscaping, painting and a field day for the school's children (2017)
- Supports teammates' charitable endeavors, including former teammate Steve Smith Sr.'s Charity Fashion Show (2016)
- Attended the Purple Dinner Party at M&T Bank Stadium, where he engaged with members of Purple, the official Baltimore Ravens club created just for women (2016)

REGULAR SEASON

Year	Team	GP	GS	RECEIVING					RUSHING				
				No.	Yards	Avg.	LG	TD	No.	Yards	Avg.	LG	TD
2015	Baltimore	6	1	2	18	9.0	17	0	0	0	0.0	0	0
2016	Baltimore	12	3	10	85	8.5	15	2	0	0	0.0	0	0
Totals		18	4	12	103	8.6	17	2	0	0	0.0	0	0

SPECIAL TEAMS TACKLES (9): 2015 (3); 2016 (6)

CAREER SINGLE-GAME HIGHS (REGULAR SEASON)

RECEIVING

Receptions:

2 3 times (last: 11/27/16 vs. Cin.)

Yardage:

17 2 times (last: 11/6/16 vs. Pit.)

Long Gain:

17 (10/1/15 at Pit.)

Touchdowns:

1 2 times (last: 12/12/16 at NE)

RUSHING

Carries:

None

Yardage:

None

Long Gain:

None

Touchdowns:

None



TURNOVER TABLE / SINCE 2000

Year	T/A/T0	Plus/Minus	Record
2016	28/23	+5	8-8
2015	14/28	-14	5-11
2014	22/20	+2	10-6
2013	24/29	-5	8-8
2012	25/16	+9	10-6
2011	26/24	+2	12-4
2010	27/20	+7	12-4
2009	32/22	+10	9-7
2008	34/21	+13	11-5
2007	23/40	-17	5-11
2006	40/23	+17	13-3
2005	26/36	-10	6-10
2004	34/23	+11	9-7
2003	41/38	+3	10-6
2002	31/32	-1	7-9
2001	28/36	-8	10-6
2000	49/26	+23	12-4
Total	504/457	+47	157-115

Since 2000, here are the Ravens' records in a game:

When turnover ratio is +2 or better	69-5
When turnover ratio is +1 or better	100-15
When turnover ratio is even	29-21
When turnover ratio is negative	27-77

69-5

Since 2000, the Ravens own a 69-5 record when posting at least a +2 turnover margin in a game, with the only losses coming in 2010 (23-20 OT at NE), 2012 (24-23 at Phi.), 2014 (34-33 vs. SD) and twice in 2016 (27-23 at NYG & 30-23 at NE).

82**TIGHT END**
6-3 | 251

BENJAMIN WATSON

COLLEGE: GEORGIA **HS:** NORTHWESTERN (ROCK HILL, SC)
BORN: 12/18/80, NORFOLK, VA
EXP. (NFL/RAVENS): 14/1 **GP/GS (PLAYOFFS):** 163/120 (11/9)**TOGETHER**

— KEY TRANSACTIONS —

- Placed on Injured Reserve (Achilles) on 8/29/16
- Signed with the Ravens as a free agent on 3/9/16
- Signed with New Orleans as a free agent on 3/18/13
- Signed with the Browns as a free agent on 3/12/10
- Originally selected by New England in the first round (32nd overall) of the 2004 NFL Draft

— CAREER HIGHLIGHTS —

- Ranks sixth in receptions (434), seventh in receiving yards (4,963) and seventh in TD grabs (38) among active NFL TEs
- Established career highs in receptions (74, seventh among NFL TEs), receiving yards (825, eighth) and TD catches (6, tied for seventh) in 2015
- Won Super Bowl XXXIX while with New England (2004)
- Played for three teams prior to coming to Baltimore (New England: 2004-09, Cleveland: 2010-12 and New Orleans: 2013-15)

— PERSONAL —

- In 2016, published his second book, "The New Dad's Playbook: Gearing Up for the Biggest Game of Your Life," featuring advice and info on being a father
- Authored "Under Our Skin: Getting Real about Race – Getting Free from the Fears and Frustrations that Divide Us," a challenging look at race, bias and justice, following the fatal shooting of Michael Brown in Ferguson, MO
- Named one of CNN's Extraordinary People of 2014
- Traveled to Israel with Patriots Chairman and CEO Robert Kraft and a group from the greater Boston area in 2008...Also traveled to China as a Patriots' ambassador
- Traveled with a group of NFL players on a 2007 USO tour, visiting U.S. military bases in Iraq and Afghanistan
- Enjoys photography as a hobby
- He and his wife, Vaughn, have twin daughters, Grace and Naomi, sons Isaiah and Judah and daughter Eden

— SEASON RECAPS —

2016: (BALTIMORE RAVENS – 0/0, INJURED RESERVE)

- Placed on Injured Reserve (Achilles) on 8/29 after sustaining his injury in the first preseason game

2015: (NEW ORLEANS SAINTS – 16/16)

- Set career highs with 74 catches and 825 receiving yards and matched a career-best 6 TD catches (2007)...Ranked

seventh, eighth and tied for seventh in catches, receiving yards and receiving TDs, respectively, among NFL TEs

- Posted a single-game career-best 147 yards (fourth-career 100-yard output) and 1 TD on a game-high 9 receptions, including a career-long 46-yard grab, vs. NYG (11/1)
- Notched his second-career 10-catch game for 127 receiving yards and 1 TD vs. Atl. (10/15), becoming the third TE in Saints history to record 10 catches, 125 receiving yards and a receiving TD in a game

2014: (NEW ORLEANS SAINTS – 16/9)

- Secured 20 catches for 136 yards (6.8 avg.) and 2 TDs
- Caught TD passes in consecutive contests – vs. Car. (12/7) and at Pit. (11/30) – including a season-long 15-yarder against the Steelers
- Tallied 5 catches for 43 yards (season highs in each category) vs. TB (10/5)

2013: (NEW ORLEANS SAINTS – 15/7, 2/2)

- Totaled 226 yards and 2 TDs on 19 receptions (11.9 avg.)
- Started both postseason contests, posting a 27-yard reception in the Wild Card at Phi. (1/4/14)
- Recorded scoring grabs at Atl. (11/21) and vs. Mia. (9/30)
- Gained a season-high 61 yards on 3 receptions (20.3 avg.), including a season-long 32-yarder, at NE (10/13)

2012: (CLEVELAND BROWNS – 16/14)

- Posted 501 yards and 3 TDs on 49 receptions (10.2 avg.)
- Totaled a season-high 7 catches for 64 yards at Pit. (12/30)
- Logged a season-high 80 yards on 6 grabs at Oak. (12/2)
- Netted 4 receptions for 47 yards and 2 TDs, his fourth-career two-score game, at Dal. (11/18)

2011: (CLEVELAND BROWNS – 13/11)

- Caught 37 passes for 410 yards and 2 TDs (missed three games due to a concussion)
- Suffered a season-ending concussion in his 100th-career regular season game after posting 11 yards on 2 receptions at Pit. (12/8)
- Twice posted a season-high 64 receiving yards: on 3 receptions at SF (10/30) and on 5 catches vs. Mia. (9/25)
- Had a season-best 6 catches for 48 yards and 1 TD vs. Ten. (10/2)

2010: (CLEVELAND BROWNS – 16/16)

- Led the team with then-career highs in receptions (68) and receiving yards (763), ranking fifth among NFL TEs in each category...Also secured a team-high-tying 3 receiving TDs

82 BENJAMIN WATSON

- Became first TE to lead the Browns in receiving yards in a season since Ozzie Newsome (711 in 1985)
- Paced all AFC TEs in receptions and ranked second in receiving yards (Antonio Gates, 782)
- Caught a single-game career-high 10 passes (since tied) for 100 yards and 1 TD at Mia. (12/5)
- Tallied 6 catches for 88 yards and 1 TD at Pit. (10/17)

2009: (NEW ENGLAND PATRIOTS – 16/7, 1/0)

- Totaled 29 receptions for 404 yards and 5 TDs...Led New England TEs in each receiving category
- Tallied a career-high-tying 2 TDs on a season-best 6 receptions for 77 yards (12.8 avg.) vs. Buf. (9/14)

2008: (NEW ENGLAND PATRIOTS – 14/9)

- Recorded 209 yards and 2 TDs on 22 receptions (9.5 avg.)
- Notched his second scoring grab of the season, a 2-yard reception, in the come-from-behind win at Sea. (12/7)
- Secured 8 receptions for 88 yards and 1 TD (all season highs) vs. NYJ (11/13)

2007: (NEW ENGLAND PATRIOTS – 12/8, 3/3)

- Led New England TEs in all receiving categories with 36 catches for 389 yards and a career-high 6 TDs (since tied), helping the Patriots to the first 16-0 mark in NFL history
- Collected 2 receptions for 12 yards, each going for TDs, in the Divisional Playoff vs. Jax. (1/12/08)...His 2 scoring grabs set a single-game postseason franchise record by a TE (since broken by Rob Gronkowski, 3)

- Had a TD catch in each of the season's first three contests
- Tallied his first-career 100-yard receiving game (107) and a career-high-tying 2 TDs on 6 catches (17.8) vs. Cle. (10/7)
- Blocked on Ellis Hobbs' 108-yard KOR-TD, which set an NFL record (since broken), at NYJ (9/9)

2006: (NEW ENGLAND PATRIOTS – 13/13, 3/2)

- Gained 643 yards and 3 TDs on 49 receptions (13.1 avg.), leading New England TEs in each category
- Netted 48 yards on a team-high 5 catches in the AFC Championship at Ind. (1/21/07)
- Posted a team-leading 87 yards and 1 TD on 6 receptions vs. Chi. (11/26)

2005: (NEW ENGLAND PATRIOTS – 15/9, 2/2)

- Led all New England TEs with 29 receptions for 441 yards and 4 TDs
- Tackled CB Champ Bailey out of bounds at the Patriots' 1-yard line, preventing him from scoring on a 100-yard INT return, in the Divisional Playoff at Den. (1/14/06)
- Posted team highs with 91 receiving yards and 5 catches, including the longest scoring reception in Patriots playoff history (63 yards), in the Wild Card vs. Jax. (1/7/06)
- Recorded a season- and team-high 66 yards on 4 receptions (16.5 avg.) vs. NO (11/20)
- Caught 3 passes for 37 yards and a career-high 2 TDs (since tied) at Mia. (11/13)
- Secured his first-career scoring grab on a 33-yard reception at Atl. (10/9)

— WATSON'S COMMUNITY IMPACT —



- Created the One More Foundation, which is dedicated to spreading the love and hope of Jesus Christ to one more soul
- Hosted his fourth annual The Big BENefit Shopping event at Walmart in Randallstown, MD, and surprised 25 families from Building Families for Children with a Christmas shopping extravaganza (2016)
- Served as a celebrity shopper at the Ravens' annual Holiday Helpers event, hosted by Steve Smith Sr., at Target (2016)
- Joined a group of Ravens' PSL holders for a private lunch held at the Ravens Under Armour Performance Center (2016)
- Annually hosts a football clinic in his hometown (Rock Hill, SC) to help provide meals for impoverished families in Africa
- Nominated for the 2015 Walter Payton NFL Man of the Year Award for his dedication to community and charitable endeavors and his excellent play on the field...Was one of three finalists (Anquan Boldin and Eli Manning)
- Honored as the New Orleans Saints Man of the Year (2015)
- Spoke at the Pentagon for National Prayer Week (2015)
- Finalist for the Athletes in Action/Bart Starr Award (2014), given annually to the NFL player who best exemplifies outstanding character and leadership in the home, on the field and in the community
- Finalist for the Byron "Whizzer" White Award (2013), recognizing players who go above and beyond to perform community service in their team cities and hometowns
- Earned the Action Call to Courage Award (2012) for his impact on and off the field by bringing out the best in his peers

82 BENJAMIN WATSON

2004: (NEW ENGLAND PATRIOTS – 1/1)

- Member of the Super Bowl champion New England Patriots as a rookie...Placed on Injured Reserve (knee) on 9/29
- Started his first-career NFL game, posting 2 receptions for 16 yards, vs. Ind. (9/9)

— COLLEGE —

- Totaled 73 receptions for 945 yards (12.9 avg.) and 7 TDs at Georgia and Duke
- Was a three-year (2001-03) starter for the Bulldogs, recording 65 receptions for 852 yards (13.6 avg.) and 6 TDs
- Posted 23 catches for 324 yards and 2 TDs as a senior in 2003...Served as an offensive team captain
- Caught 8 passes for 93 yards and 1 TD as a freshman for the Blue Devils in 1999
- Graduated with a bachelor's degree in finance from Georgia's Terry School of Business

— HIGH SCHOOL —

- Attended Northwestern (Rock Hill, SC) HS, where he recorded 31 receptions for 515 yards and 5 TDs as a senior and led his team to the state championship as a junior

2015

GAME-BY-GAME OFFENSE

Date/Opp.	RECEIVING					RUSHING				
	No.	Yds.	Avg.	LG	TD	No.	Yds.	Avg.	LG	TD
9/13 @ Ari.	3	19	6.3	8	0	0	0	0.0	0	0
9/20 vs. TB	2	12	6.0	8	0	0	0	0.0	0	0
9/27 @ Car.	4	42	10.5	20	0	0	0	0.0	0	0
10/4 vs. Dal.	3	30	10.0	21	0	0	0	0.0	0	0
10/11 @ Phi.	3	36	12.0	21	1	0	0	0.0	0	0
10/15 vs. Atl.	10	127	12.7	28	1	0	0	0.0	0	0
10/25 @ Ind.	4	59	14.8	25	0	0	0	0.0	0	0
11/1 vs. NYG	9	147	16.3	46	1	0	0	0.0	0	0
11/8 vs. Ten.	5	60	12.0	19	0	0	0	0.0	0	0
11/15 @ Was.	3	19	6.3	8	0	0	0	0.0	0	0
11/29 @ Hou.	4	53	13.3	26	0	0	0	0.0	0	0
12/6 vs. Car.	4	38	9.5	14t	1	0	0	0.0	0	0
12/13 @ TB	7	70	10.0	26	0	0	0	0.0	0	0
12/21 vs. Det.	6	49	8.2	11	1	0	0	0.0	0	0
12/27 vs. Jax.	1	5	5.0	5	0	0	0	0.0	0	0
1/3/16 @ Atl.	6	59	9.8	22	1	0	0	0.0	0	0
Totals	74	825	11.1	46	6	0	0	0.0	0	0

Note: Stats are from 2015 season.

Missed 2016 on Injured Reserve with a torn Achilles.

REGULAR SEASON

Year	Team	GP	GS	RECEIVING					RUSHING				
				No.	Yards	Avg.	LG	TD	No.	Yards	Avg.	LG	TD
2004	New England	1	1	2	16	8.0	14	0	0	0	0.0	0	0
2005	New England	15	9	29	441	15.2	35	4	0	0	0.0	0	0
2006	New England	13	13	49	643	13.1	40	3	0	0	0.0	0	0
2007	New England	12	8	36	389	10.8	35	6	1	11	11.0	11	0
2008	New England	14	9	22	209	9.5	29	2	0	0	0.0	0	0
2009	New England	16	7	29	404	13.9	36	5	0	0	0.0	0	0
2010	Cleveland	16	16	*68	*763	11.2	44	3	1	-1	-1.0	-1	0
2011	Cleveland	13	11	37	410	11.1	34t	2	0	0	0.0	0	0
2012	Cleveland	16	14	49	501	10.2	27	3	0	0	0.0	0	0
2013	New Orleans	15	7	19	226	11.9	32	2	0	0	0.0	0	0
2014	New Orleans	16	9	20	136	6.8	15t	2	0	0	0.0	0	0
2015	New Orleans	16	16	74	825	11.1	46	6	0	0	0.0	0	0
2016	Baltimore	0	0	INJURED RESERVE - ACHILLES					--	--	--	--	--
Totals		163	120	434	4,963	11.4	46	38	2	10	5.0	11	0

* LED TEAM

SPECIAL TEAMS TACKLES (2): 2005 (1), 2014 (1)

CAREER SINGLE-GAME HIGHS (REGULAR SEASON)

RECEIVING

Receptions:

10 2 times (last: 10/15/15 vs. Atl.)

Yardage:

147 (11/1/15 vs. NYG)

Long Gain:

46 (11/1/15 vs. NYG)

Touchdowns:

2 4 times (last: 11/18/12 at Dal.)

RUSHING

Carries:

1 2 times (last: 9/12/10 at TB)

Yardage:

11 (10/7/07 vs. Cle.)

Long Gain:

11 (10/7/07 vs. Cle.)

Touchdowns:

None

100-yard Receiving Games: 4 (last: 147 yards, 11/1/15 vs. NYG)

POSTSEASON

Year	Team	GP	GS	RECEIVING					RUSHING				
				No.	Yards	Avg.	LG	TD	No.	Yards	Avg.	LG	TD
2005	New England	2	2	5	91	18.2	63t	1	0	0	0.0	0	0
2006	New England	3	2	10	81	8.1	19	0	0	0	0.0	0	0
2007	New England	3	3	3	20	6.7	9t	2	0	0	0.0	0	0
2009	New England	1	0	1	3	3.0	3	0	0	0	0.0	0	0
2013	New Orleans	2	2	2	27	13.5	27	0	0	0	0.0	0	0
Totals		11	9	21	222	10.6	63t	3	0	0	0.0	0	0



21

DEFENSIVE BACK
5-10 | 185

LARDARIUS WEBB

COLLEGE: NICHOLLS STATE HS: BEAUREGARD (OPELIKA, AL)

BORN: 10/12/85, OPELIKA, AL

EXP. (NFL/RAVENS): 9/9 GP/GS (PLAYOFFS): 111/83 (6/4)



TOGETHER

— KEY TRANSACTIONS —

- Re-signed with Baltimore on 4/10/17 after being released by the team on 3/10/17
- Re-signed with the Ravens on 4/6/12
- Originally selected by the Ravens in the third round (88th overall) of the 2009 NFL Draft

— HONORS —

- *USA Today's* All-Joe Team (players critical to their team who don't receive the Pro Bowl nod) in 2011 and 2013
- Earned the team's Ed Block Courage Award in 2014 after returning from an ACL injury

— CAREER HIGHLIGHTS —

- Made the transition from CB to S in 2016 and produced 73 tackles (59 solo), 5 PD and 1 sack (-10 yards) for the league's seventh-ranked unit (322.1 ypg)
- Since his team-leading and then-career-high 20 PD in 2011 (tied for fourth most in the NFL), Webb ranks No. 8 in the league with 72 pass breakups
- Posted a career-high 5 INTs (tied for third in the AFC and eighth in the NFL) in 2011
- Recorded a team- and career-high 22 PD, which tied (Alterraun Verner) for the NFL's most in 2013
- Tallied a career-high 6 PD vs. Cin. (11/10/13)
- Scored his first-career PR-TD on a career-long 68-yard return at Cle. (12/4/11)
- Scored his first-career INT-TD on a 73-yard return vs. NYJ (10/2/11)
- Recorded 35 KORs for 918 yards (26.2 avg.), including a 95-yard TD, in 2009

— PERSONAL —

- Cousin, Mitch Richmond, was a 15-year NBA veteran, who scored over 20,000 career points
- Founded the Lardarius Webb Foundation, which focuses on providing aid to underprivileged children and their families in Webb's hometown of Opelika, AL, and the Baltimore community

— SEASON RECAPS —

2016: (BALTIMORE RAVENS – 16/16)

- In his first season at safety, produced 73 tackles (59 solo), 1 INT, 5 PD and 1 sack (-10 yards) for a defense that finished first in the league with 18 INTs (tied, SD and KC)

- The Ravens also allowed the NFL's fifth-fewest rushing yards (89.4 ypg) and ranked seventh overall (322.1 ypg)... Baltimore is one of three teams (Den. & Sea.) to rank in the NFL's Top 10 in total defense in each of the past three seasons
- Posted a team-leading and season-high 9 tackles (6 solo) at Pit. (12/25)
- Registered 6 stops (4 solo) and recorded 1 KOR for 8 yards, while the Ravens were prepared for an onside kick, in the 27-26 victory vs. Phi. (12/18)
- Recorded 7 tackles (5 solo) at NE (12/12)
- Posted 3 solo tackles and prevented a TD by intercepting QB Ryan Tannehill in the end zone in the 38-6 win vs. Mia. (12/4)...Ravens allowed just 277 yards of offense
- Posted 8 tackles (7 solo) and 1 PD in the 19-14 victory vs. Cin. (11/27)
- Tallied a then-season-high 8 tackles (7 solo) at Dal. (11/20)
- Sacked QB Cody Kessler (-10 yards) on a third down and started for a defense that limited the Browns to 144 yards of total offense, marking the eighth fewest in Ravens history in the 28-7 win vs. Cle. (11/10)
- Registered a season-high 2 PD and recorded 5 tackles (all solo) as part of a defensive unit that allowed just 277 total yards in the 21-14 victory vs. Pit. (11/6)
- Played in his 100th NFL game and posted a team- and season-high 7 tackles vs. Was. (10/9)
- Recorded 5 tackles for a defense that posted a shutout in the final three quarters in a 25-20, come-from-behind win at Cle. (9/18)...The 20-point turnaround marked the Ravens' second-largest comeback victory in team history

2015: (BALTIMORE RAVENS – 15/15)

- Totaled 54 tackles (48 solo), 1 INT and a team-high 11 PD for the NFL's eighth-ranked defense (337.4 ypg), which finished No. 2 overall (291.1 ypg) and No. 1 vs. the pass (183.3 ypg) over the season's final eight games
- Notched 3 solo stops and 1 PD for a defense that allowed just 198 net passing yards and snapped the Steelers' streak of six-straight 30-point performances in the 20-17 victory vs. Pit. (12/27)
- Tied a game high with 7 tackles (all solo), adding 1 PD, in the 33-27 victory at Cle. (11/30)
- Intercepted a QB Blake Bortles pass at the Jacksonville 29-yard line, setting up a Ravens' TD two plays later, vs. Jax. (11/15)...Also recorded 5 solo tackles
- Recorded a season-high 7 tackles (6 solo) in the 29-26 victory vs. SD (11/1)
- Posted 5 tackles (4 solo), helping limit the Steelers to 96 net passing yards in the 23-20 OT victory at Pit. (10/1)

21 LARDARIUS WEBB

- Had 5 solo tackles and a season-best 3 PD at Oak. (9/20)

2014: (BALTIMORE RAVENS – 13/11, 2/2)

- Produced 46 tackles (36 solo), 8 PD and 1 INT for a defense that allowed the NFL's sixth-fewest points per game (18.9)
- Started both postseason contests, collecting 9 tackles (8 solo), for a defense that produced 7 sacks
- Started and contributed 1 solo tackle and 1 INT in the 20-10 victory vs. Cle. (12/28)
- Started his first game of the season and recorded 3 solo tackles at TB (10/12)
- Was a gameday inactive (back) in games 1 and 2

2013: (BALTIMORE RAVENS – 16/16)

- Posted career highs in tackles (74), solo stops (team-high 63) and PD (team-best 22)...Had 2 INTs (19 return yards), while his 22 PD tied (Alterraun Verner) for the NFL's most
- Netted 5 solo tackles and led the team with 4 PD in the 29-26 win vs. Min. (12/8)
- Posted 5 solo tackles and 1 PD for a unit that held the Jets to 1-of-12 on third down in the 19-3 win vs. NYJ (11/24)
- Had 5 tackles, 1 INT and a career-high 6 PD (the most in an NFL game in 2013) in the 20-17 OT win vs. Cin. (11/10)

- Posted a season-high 9 tackles (8 solo) for a defense that didn't allow a TD in the 14-6 victory vs. Cle. (9/15)
- Saw his first game action since a knee injury ended his 2012 season in Week 6 vs. Dal. (10/14/12) and produced 1 solo tackle and 1 PD at Den. (9/5)

2012: (BALTIMORE RAVENS – 6/6, 0/0)

- Posted 25 tackles (24 solo), 6 PD, 1 FF, 1 FR and 1 INT before being placed on Injured Reserve (knee) on 10/16
- Injured his knee in the second quarter in the 31-29 victory vs. Dal. (10/14)
- In his 50th-career game, he recorded 3 solo tackles, 1 PD and 1 INT for a defense that forced 4 turnovers at KC (10/7)
- Netted 7 tackles (6 solo) and 1 FF for a defense that forced 4 turnovers at Phi. (9/16)

2011: (BALTIMORE RAVENS – 16/15, 2/2)

- Recorded 68 tackles and led the team (tied for eighth in the NFL) with a career-high 5 INTs (81 return yards) for the NFL's third-ranked defense (288.9 ypg)
- Led the team with 20 PD (second most of career), adding 1 sack (-5.5 yards) and 1 FF...Also had a team-high 30 punt returns for 301 yards, including a 68-yard TD



— WEBB'S COMMUNITY IMPACT —

- Founded the Lardarius Webb Foundation, which focuses on providing aid to underprivileged children and their families in Webb's hometown of Opelika, AL, and the Baltimore community
- Joined the Ravens, United Way of Central Maryland, Verizon Wireless and EverFi to launch Character Playbook at Maree Garnett Farring Elementary/Middle School, a new digital learning initiative that teaches students the necessary skills to help cultivate character and maintain healthy relationships (2016)
- Led a toy distribution for Baltimore families at the Webster Kendrick Boys and Girls Club (2015-16)
- Joined Ravens Foundation charitable partner, Bridges Baltimore, at its annual holiday dinner, celebrating students in the program (2015-16)
- Distributed Thanksgiving baskets to families at the Webster Kendrick Boys and Girls Club as part of his annual Thanksgiving donation efforts (2015-16)
- Hosted his annual Lardarius Webb Celebrity Softball Game to benefit his foundation (2010-17)
- Held numerous free youth football camps at Towson University, McDaniel College, his alma mater of Nicholls State in Thibodaux, LA, and in his hometown of Opelika, AL (2013-15)
- Participated in the White House Easter Egg Roll, a day of play in Washington, D.C., in support of the First Lady's Let's Move initiative (2014)
- Named an ambassador for United Way of Central Maryland to help change the odds for low-income families facing poverty (2013)
- Became a representative for United Way's TEAM NFL, a group of players from around the league who help reduce the dropout rate by recruiting volunteer readers, tutors and mentors (2013)
- Served lunch to families in need at St. Paul's Place, a Baltimore-area soup kitchen (2013)
- Consistently supports the efforts of his teammates by attending Terrance West's Football Camp and former teammates' Steve Smith Sr.'s Celebrity Fashion Show and Jameel McClain's annual 53 Families Thanksgiving dinner (2016)
- Participated in past team events by attending the United Way's annual Hometown Huddle Ravens TEAM Challenge event and served as a celebrity shopper at Holiday Helpers, the team's annual youth holiday shopping event at Target

21 LARDARIUS WEBB

2016

GAME-BY-GAME DEFENSE

RAVENS

Date/Opp.	TT	Solo	Asst.	Sacks	INT	PD	FF	FR
9/11 vs. Buf.	0	0	0	0-0	0-0	0	0	0
9/18 @ Cle.	5	5	0	0-0	0-0	0	0	0
9/25 @ Jax.	1	1	0	0-0	0-0	1	0	0
10/2 vs. Oak.	2	2	0	0-0	0-0	0	0	0
10/9 vs. Was.	7	6	1	0-0	0-0	0	0	0
10/16 @NYG	2	2	0	0-0	0-0	0	0	0
10/23 @ NYJ	2	1	1	0-0	0-0	0	0	0
11/6 vs. Pit.	5	5	0	0-0	0-0	2	0	0
11/10 vs. Cle.	1	1	0	1-10	0-0	0	0	0
11/20 @ Dal.	8	7	1	0-0	0-0	0	0	0
11/27 vs. Cin.	8	7	1	0-0	0-0	1	0	0
12/4 vs. Mia.	3	3	0	0-0	1-0	1	0	0
12/12 @ NE	7	5	2	0-0	0-0	0	0	0
12/18 vs. Phi.	6	4	2	0-0	0-0	0	0	0
12/25 @ Pit.	9	6	3	0-0	0-0	0	0	0
1/1/17 @ Cin.	7	4	3	0-0	0-0	0	0	0
Totals	73	59	14	1-10	1-0	5	0	0

2016

GAME-BY-GAME RETURNS

RAVENS

Date/Opp.	KICKOFF RETURNS					PUNT RETURNS					
	No.	Yds.	Avg.	LG	TD	No.	FC	Yds.	Avg.	LG	TD
9/11 vs. Buf.	0	0	0.0	0	0	0	0	0	0.0	0	0
9/18 @ Cle.	0	0	0.0	0	0	0	0	0	0.0	0	0
9/25 @ Jax.	0	0	0.0	0	0	0	0	0	0.0	0	0
10/2 vs. Oak.	0	0	0.0	0	0	0	0	0	0.0	0	0
10/9 vs. Was.	0	0	0.0	0	0	0	0	0	0.0	0	0
10/16 @NYG	0	0	0.0	0	0	1	1	3	3.0	0	0
10/23 @ NYJ	0	0	0.0	0	0	0	0	0	0.0	0	0
11/6 vs. Pit.	0	0	0.0	0	0	0	0	0	0.0	0	0
11/10 vs. Cle.	0	0	0.0	0	0	1	2	0	0.0	0	0
11/20 @ Dal.	0	0	0.0	0	0	0	0	0	0.0	0	0
11/27 vs. Cin.	0	0	0.0	0	0	0	0	0	0.0	0	0
12/4 vs. Mia.	0	0	0.0	0	0	0	0	0	0.0	0	0
12/12 @ NE	0	0	0.0	0	0	0	0	0	0.0	0	0
12/18 vs. Phi.	1	8	8.0	8	0	0	0	0	0.0	0	0
12/25 @ Pit.	0	0	0.0	0	0	0	0	0	0.0	0	0
1/1/17 @ Cin.	0	0	0.0	0	0	0	0	0	0.0	0	0
Totals	1	8	8.0	8	0	2	3	3	1.5	0	0

- Ravens ranked No. 4 against the pass (196.3 ypg) and posted the league's top red zone defense
- Posted 10 tackles, 5 PD and led the team with an NFL postseason-high 3 INTs for a team that forced 7 turnovers in two playoff games...His 3 INTs tied Duane Starks (2000) for the most picks by a Raven in a single postseason
- Netted 6 tackles and 1 INT for a defense that picked off QB Tom Brady twice, not allowing him to throw a TD and holding him to a 57.5 QB rating in the AFC Championship at NE (1/22/12)
- Tied a postseason franchise record with 2 INTs and tallied a career-high 4 PD and 4 solo tackles in the Divisional Playoff vs. Hou. (1/15/12)
- Returned 2 punts for 72 yards, including a career-long 68-yarder, in the 24-10 victory at Cle. (12/4)
- Produced 4 tackles (3 solo), a half-sack, 1 INT and 2 PD for a defense that recorded a franchise-record-tying 9 sacks in the 16-6 victory vs. SF (11/24)...His end zone INT prevented a 49ers' TD as the first half expired
- Netted 2 tackles, 3 PD and 1 INT returned 73 yards for his first-career TD vs. NYJ (10/2)...Ravens produced an NFL record-tying 3 defensive TDs
- Started and led the team with a career-high 11 stops, adding a half-sack and 2 PD for a defense that forced a franchise-record 7 turnovers in the 35-7 victory vs. Pit. (9/11)

2010: (BALTIMORE RAVENS – 15/0, 2/0)

- Had 60 tackles (56 solo), 11 PD and 2 INTs (returned for 32 yards)...Also fielded 21 punts for 199 yards (9.5 avg.)
- Posted 9 solo tackles and 2 PD (one led to an Ed Reed INT) for a unit that forced 5 turnovers vs. Cin. (1/2/11)
- Posted 5 solo tackles, 1 PD and his first-career INT (returned for 32 yards) for a defense that forced 3 turnovers in the 26-10 win vs. Mia. (11/7)

2009: (BALTIMORE RAVENS – 14/4, 0/0)

- Posted 36 tackles (25 solo), 6 PD and 1 sack, also adding 11 special teams stops, before he was placed on Injured

Reserve (knee) on 12/22...Led the Ravens with 35 KORs for 918 yards (26.2 avg.), including a 95-yard TD return

- Started and recorded 4 tackles from scrimmage before leaving the game with a knee injury (and subsequently being placed on IR) vs. Chi. (12/20)
- Started his first-career game and responded with 9 tackles and 3 PD in the 20-17 OT win vs. Pit. (11/29)...Also had 4 KORs for 85 yards (21.3 avg.), with a long of 30
- Tallied 2 tackles and his first-career sack for a unit that allowed 160 total yards in the 16-0 shutout at Cle. (11/16)
- Returned the second-half opening kickoff 95 yards for his first-career TD (finished with 2 KORs for 112 yards) vs. Den. (11/1)...Also posted his first-career tackle from scrimmage (finished with 4 stops) for a defense that held the Broncos to 200 total yards

— COLLEGE —

- Two-time Division I-AA All-America selection by the *Associated Press*, *Sports Network*, the Walter Camp Foundation (junior) and *AFCA* (senior) and a two-time *College Sporting News* Fabulous Fifty honoree... Transferred to Nicholls State from Southern Mississippi after his sophomore season
- Played in 46 games (23 starts) – 20 at Nicholls State (all starts) and 26 at Southern Miss (three starts) – totaling 179 tackles (144 solo), 24 PD, 8 TFL, 7 INTs, 3 sacks, 2 FRs and 1 FF in his college career...Also posted 1,060 yards and 3 TDs on KORs and 425 punt return yards
- All-Southland Conference (DB and returner) and Nicholls State (2008-09) Outstanding Male Student-Athlete of the Year as a senior...Recorded a career-high-tying 55 tackles, (career-high 50 solo), 7 PD, 3 sacks (-25 yards), 2 INTs, 2 FRs and 1 FF...Led the team in all-purpose yards (661), returning 16 kickoffs for 472 yards and 1 TD and 10 punts for 152 yards and 1 TD

21 LARDARIUS WEBB

- Named the SLC and LSWA Newcomer of the Year, also being tabbed a first-team (safety) and second-team (returner) All-Southland Conference performer, as a junior in 2007...Posted 51 tackles (36 solo), 8 PD and a career-high 5 INTs (returned 3 for TDs)...Combined with teammate Kareem Moore to tally 4 INT-TDs against Northwestern State to tie the NCAA record for most in a game and set the NCAA mark for most in a half

— HIGH SCHOOL —

- Played both QB and DB at Beauregard (Opelika, AL) HS, where he earned first-team All-State honors as a junior and senior...Named team MVP and played in the Mississippi/Alabama All-Star game
- Rushed for 738 yards and 15 TDs and passed for 412 yards and 4 TDs as a senior...Netted 52 tackles, 3 FRs and a state-leading 10 INTs as a senior
- Was an All-State selection in basketball as a senior



REGULAR SEASON

Year	Team	GP	GS	TACKLES			SACKS		INTERCEPTIONS					FUMBLES		
				TT	Solo	Asst.	No.	Yards	No.	Yards	LG	TD	PD	FF	FR	Yards
2009	Baltimore	14	4	36	25	11	1.0	4.0	0	0	0	0	6	0	0	0
2010	Baltimore	15	0	60	56	4	0.0	0.0	2	32	32	0	11	0	1	0
2011	Baltimore	16	15	68	55	13	1.0	5.5	*5	*81	73t	1	*20	1	0	0
2012	Baltimore	6	6	25	24	1	0.0	0.0	1	8	8	0	6	1	1	0
2013	Baltimore	16	16	74	*63	11	0.0	0.0	2	19	19	0	*22	0	0	0
2014	Baltimore	13	11	46	36	10	0.0	0.0	1	0	0	0	8	0	0	0
2015	Baltimore	15	15	54	48	6	0.0	0.0	1	3	3	0	*11	0	0	0
2016	Baltimore	16	16	73	59	14	1.0	10.0	1	0	0	0	5	0	0	0
Totals		111	83	436	366	70	3.0	19.5	13	143	73t	1	89	2	2	0

*LED TEAM

SPECIAL TEAMS TACKLES (12): 2009 (11); 2014 (1)

CAREER SINGLE-GAME HIGHS (REGULAR SEASON)

Total Tackles:

11 (9/11/11 vs. Pit.)

Solo Tackles:

9 3 times (last: 9/18/11 at Ten.)

Sacks:

1 3 times (last: 11/10/16 vs. Cle.)

INTs:

1 13 times (last: 12/4/16 vs. Mia.)

Passes Defensed:

6 (11/10/13 vs. Cin.)

Forced Fumbles:

1 2 times (last: 9/16/12 at Phi.)

Fumble Recoveries:

1 2 times (last: 9/10/12 vs. Cin.)

REGULAR SEASON

Year	Team	GP	GS	KICKOFF RETURNS					PUNT RETURNS					
				No.	Yards	Avg.	LG	TD	No.	FC	Yards	Avg.	LG	TD
2009	Baltimore	14	4	35	918	26.2	95t	1	0	0	-1	-1.0	-1	0
2010	Baltimore	15	0	0	0	0.0	0	0	21	12	199	9.5	35	0
2011	Baltimore	16	15	2	59	29.5	37	0	30	20	301	10.0	68t	1
2012	Baltimore	6	6	0	0	0.0	0	0	1	5	9	9.0	9	0
2013	Baltimore	16	16	0	0	0.0	0	0	1	7	13	13.0	13	0
2014	Baltimore	13	11	0	0	0.0	0	0	0	5	0	0.0	0	0
2015	Baltimore	15	15	0	0	0.0	0	0	2	3	16	8.0	9	0
2016	Baltimore	16	16	1	8	8.0	8	0	2	3	3	1.5	3	0
Totals		111	83	38	985	25.9	95t	1	57	55	540	9.5	68t	1

POSTSEASON

Year	Team	GP	GS	TACKLES			SACKS		INTERCEPTIONS					FUMBLES			
				TT	Solo	Asst.	No.	Yards	No.	Yards	LG	TD	PD	FF	FR	Yards	
2009	Baltimore	--	--	INJURED RESERVE - KNEE			--	--	--	--	--	--	--	--	--	--	--
2010	Baltimore	2	0	5	5	0	0.0	0.0	0	0	0	0	0	0	0	0	0
2011	Baltimore	2	2	10	8	2	0.0	0.0	3	1	1	0	5	0	0	0	0
2012	Baltimore	--	--	INJURED RESERVE - KNEE			--	--	--	--	--	--	--	--	--	--	--
2014	Baltimore	2	2	9	8	1	0.0	0.0	0	0	0	0	0	0	0	0	0
Totals		6	4	24	21	3	0.0	0.0	3	1	1	0	5	0	0	0	0

32

SAFETY
5-11 | 200**ERIC WEDDLE**

COLLEGE: UTAH HS: ALTA LOMA (CA)

BORN: 1/4/85, FONTANA, CA

EXP. (NFL/RAVENS): 11/2 GP/GS (PLAYOFFS): 153/138 (8/5)

**TOGETHER**

— KEY TRANSACTIONS —

- Signed with the Ravens as a free agent on 3/16/16
- Re-signed with the Chargers on 7/29/11
- Originally selected by San Diego in the second round (37th overall) of the 2007 NFL Draft

— HONORS —

- Four-time Pro Bowler (2011, 2013-14, 2016)
- *Associated Press* first-team All-Pro (2011, 2014)
- *Associated Press* second-team All-Pro (2010, 2012-13)
- *The Sporting News* first-team All-Pro (2011, 2014)
- PFWA All-NFL (2014)
- PFWA All-AFC (2013-14)
- PFW/PFWA first-team All-Pro (2011-12, 2014)
- *Sports Illustrated* first-team All-Pro (2011)
- *CBSSports.com* first-team All-Pro (2012)
- Chargers Defensive Player of the Year (2011, 2013-14)
- Chargers Most Valuable Player (2012)

— CAREER HIGHLIGHTS —

- Owns 902 tackles (696 solo), 23 INTs (3 returned for TDs), 83 PD, 7.5 sacks (-36.5 yards), 6 FFs and 4 FRs
- His 23-career INTs tie for sixth among active safeties
- In 2016, Weddle was one of three NFL safeties (Landon Collins & Kurt Coleman) with at least 4 INTs and 1 sack
- Made 86-consecutive starts (2010-15) for the Chargers and started all 16 games six times (2008, 2010-14) during nine years in San Diego
- Shared the NFL lead (Kyle Arrington and Charles Woodson) with a career-high 7 INTs in 2011
- Posted a team- and career-high 125 tackles in 2008
- Scored on a FR, returning it a Chargers' franchise-record 86 yards, vs. Atl. (11/30/08)

— PERSONAL —

- Married his high school sweetheart, Chanel, in July 2005, and the couple have four children: Brooklyn, Silver, Gage and Kamri...Chanel surprised Eric with the news that she was pregnant with Brooklyn on the day he was drafted...Chanel played soccer at Utah State
- Frequently plays basketball and golf and enjoys movie nights and bowling with his family...Hit his first-ever hole-in-one in Jan. 2014 and has a single-digit handicap
- "No Excuses, No Regrets: The Eric Weddle Story" by Trent Toone chronicles Weddle's rise in the NFL

— SEASON RECAPS —

2016: (BALTIMORE RAVENS – 16/16)

- Earned his fourth Pro Bowl nod, posting 89 tackles (48 solo), 1 sack, 1 FF, a team-leading 4 INTs (tied, LB C.J. Mosley) and a single-season career-high 13 PD for a defense that finished first in the league with 18 INTs (tied, SD and KC)...Baltimore also allowed the NFL's fifth-fewest rushing yards (89.4 ypg) and ranked seventh overall (322.1 ypg)...Weddle's 4 INTs tied for fifth among safeties in 2016
- Finished second on the Ravens' defense (C.J. Mosley, 13) with 9 tackles in the 27-26 victory vs. Phi. (12/18)
- Intercepted QB Tom Brady in the end zone to prevent a Patriots' TD and tallied a team-high 11 tackles, including 1 sack (-5 yards), at NE (12/12)...It marked the first time in his career that he posted a sack and INT in the same game
- Recorded a career-long 53-yard interception return after picking off QB Ryan Tannehill, starting for a defense that produced 3 INTs and allowed just 277 total yards in the 38-6 win vs. Mia. (12/4)
- Posted 4 solo stops and 1 INT, which he returned 25 yards, for a defense that limited the Browns to 144 yards of total offense, marking the eighth fewest in Ravens history, in the 28-7 win vs. Cle. (11/10)
- Finished second on the team with 10 stops at NYJ (10/23)
- Stripped WR Odell Beckham Jr. on the Giants' first play, finishing with 7 tackles (4 solo) and 1 FF at NYG (10/16)
- Recorded 4 solo tackles and a team-high (tied) 2 PD for a unit that limited the Jaguars to 216 yards of total offense in the 19-17 win at Jax. (9/25)
- Secured a second-quarter interception and posted 6 stops (5 solo) for a defense that posted a shutout in the final three quarters in a 25-20, come-from-behind win at Cle. (9/18)...The 20-point turnaround marked the Ravens' second-largest comeback victory in team history

2015: (SAN DIEGO CHARGERS – 13/13)

- Led the Chargers secondary with 75 tackles (52 solo), adding a half-sack, 6 PD and 1 FR, before being placed on Injured Reserve (groin) on 12/28
- Notched 3 tackles (1 solo) at Oak. (12/24) before leaving the contest due to a second-quarter injury (groin)
- Led the team with a career-high 3 PD, adding 6 stops (4 solo), vs. Den. (12/6)
- Registered a season-high 13 tackles (9 solo) and 1 FR on Monday Night Football vs. Chi. (11/9) after missing two games due to injury (groin)
- Posted 10 tackles, a half-sack and 1 ST stop vs. Cle. (10/4)

32 ERIC WEDDLE

2014: (SAN DIEGO CHARGERS – 16/16)

- Earned his third Pro Bowl, Chargers Defensive Player of the Year and first-team All-Pro accolades after recording a team-high 104 tackles (82 solo), 1 INT, 8 PD and 2 FFs
- Tallied 9 tackles (7 solo) and 1 FF in the 38-35 OT victory at SF (12/20)...Set up a game-winning field goal by forcing a fumble on the second play of the extra period
- Recorded a team- and season-high 11 tackles (9 solo) and 1 FF at Den. (10/23)
- Posted 10 tackles (8 solo) and 2 special teams stops in his 100th-career start vs. KC (10/19)
- Notched 4 stops (3 solo) and helped secure a 33-14 victory vs. Jax. (9/28) with a fourth-quarter INT (returned 17 yards)

2013: (SAN DIEGO CHARGERS – 16/16, 2/2)

- Earned Pro Bowl and Chargers Defensive Player of the Year honors after totaling a team-high 103 tackles (78 solo), 1 sack, 2 INTs, 9 PD, 1 FF and 2 FRs...Started both postseason contests, posting 10 tackles (6 solo), 1 PD and 1 ST stop
- Recorded a game-high 12 tackles (9 solo), 2 TFL and 2 special teams stops in the 27-24 OT victory vs. KC (12/29)... Extended the Chargers' game-winning drive by converting a first down on a 2-yard rush on fourth-and-2 in OT
- Set up a San Diego scoring drive (scored three plays later) with a second-quarter INT, adding 4 tackles (2 solo) and 1 QB hit in the game, vs. Oak. (12/22)
- Posted 6 tackles (5 solo), 1 INT (returned 21 yards), 1 TFL, 1 ST stop and 1 FR, which he returned 27 yards to set up a fourth-quarter field goal, vs. Cin. (12/1)
- Sealed a 41-38 victory at KC (11/24) with a tackle, FF and FR on the game's final play...Finished with 5 tackles (all solo)
- Registered a season- and game-high 14 tackles (8 solo) in his 100th-career game at Was. (11/3)
- Posted 6 stops and 1 PD, including a touchdown-saving tackle on the San Diego 1-yard line (resulted in a fumble and Chargers' touchback), in the 30-21 victory vs. Dal. (9/29)

2012: (SAN DIEGO CHARGERS – 16/16)

- Named the Chargers' MVP with a team-high 97 tackles (83 solo), 1 sack, 3 INTs (1 returned for a TD), 8 PD and 2 FFs

- Posted 8 stops (7 solo) and a 6-yard first-down carry on a fourth-and-1 fake punt in the second quarter vs. Oak. (12/30)
- Posted a game-high-tying 10 tackles (7 solo) and executed a fake punt with a four-yard run for first down from team's own 28-yard line late in third quarter vs. Car. (12/16)
- Returned a QB Peyton Manning INT 23 yards for a TD, ending Manning's streak of 231-straight passes at home without a pick, at Den. (11/18)...Finished with 6 tackles (5 solo)
- Strip-sacked QB Drew Brees on the Saints' opening drive, finishing the game with 7 tackles (6 solo), at NO (10/7)
- Notched INTs at KC (9/30) and vs. Ten. (9/16), posting 5 and 3 tackles, respectively, in those games

2011: (SAN DIEGO CHARGERS – 16/16)

- Garnered Pro Bowl, Chargers Defensive Player of Year and first-team All-Pro honors after totaling 84 tackles (66 solo), a career-high 7 INTs (tied for NFL's most) and 11 PD
- Intercepted QB Ryan Fitzpatrick, his career-best seventh INT of the season, and posted 3 stops (2 solo) vs. Buf. (12/11)
- Set up a San Diego scoring drive with a second-quarter INT, tallying 4 tackles (all solo) in the game, on Monday Night Football at Jax. (12/5)
- Established a career high with 2 INTs and recorded 7 tackles (all solo) on Monday Night Football at KC (10/31)
- Secured a TD-saving INT (returned 25 yards) on the San Diego goal-line, adding 6 tackles (5 solo), at NYJ (10/23)
- Sealed a 26-16 victory vs. Mia. (10/2) with a fourth-quarter INT, posting 8 tackles (6 solo) and 1 QB hit in the contest
- Intercepted a fourth-quarter QB Matt Cassel pass with :55 seconds remaining to clinch a 20-17 victory vs. KC (9/25)... Had 3 tackles (2 solo) in the game

2010: (SAN DIEGO CHARGERS – 16/16)

- Earned *Associated Press* second-team All-Pro recognition after totaling 95 tackles (79 solo), a half-sack, 2 INTs (1 returned for a TD) and 10 PD
- Recorded 6 tackles (5 solo) and 1 INT at Den. (1/2/11)
- Totaled a career-high 16 tackles (11 solo) and 1 PD at Cin. (12/26)

— WEDDLE'S COMMUNITY IMPACT —

- Weddle, whose grandmother is a two-time breast cancer survivor, supports awareness for the disease
- Joined London Bella to create a "Game Day" jewelry collection that benefits domestic violence victims
- Announced the grand prize winner of the Baltimore Ravens Innovation Challenge at Light City (2017)
- Attended the Ravens Flock Festival at M&T Bank Stadium and joined fans in interactive games while the team announced its draft selections (2016)
- Supports teammates' charitable endeavors, including Terrance West's Celebrity Bowling Night and former teammate Steve Smith Sr.'s Charity Fashion Show (2016)
- Tutored students with learning disabilities while he was a student-athlete at Utah



32 ERIC WEDDLE

- Returned a QB Peyton Manning INT 41 yards for a TD, adding 4 stops (all solo) and 2 PD, at Ind. (11/28)
- Deflected QB Matt Schaub's pass intended for WR Jacoby Jones in the end zone, finishing the game with 8 stops (7 solo), 1 TFL and 2 PD, in the 29-23 victory at Hou. (11/7)

2009: (SAN DIEGO CHARGERS – 13/13, 1/1)

- Led the Chargers' defensive backs with 82 tackles (68 solo), adding 1.5 sacks, 2 INTs (1 returned for a TD), 7 PD and a career-high 7 TFL
- Recorded a team-high 8 tackles (all solo), 1 sack and 1 TFL in the Divisional Playoff vs. NYJ (1/17/10)
- Secured a third-quarter INT, helping clinch a No. 2 playoff seed and 42-17 victory, at Ten. (12/25)...Had 4 tackles (3 solo), 1 INT, 1 TFL and 2 PD in the contest
- Returned a QB Chad Henne INT 31 yards (his first-career INT-TD), adding 7 tackles (6 solo), vs. Mia. (9/27)
- Tallied a team-high and season-best 10 tackles (9 solo), including 1 TFL, vs. Bal. (9/20)

2008: (SAN DIEGO CHARGERS – 16/16, 2/2)

- Established a career high with a team-leading 125 tackles (103 solo), adding 1 sack (-3 yards), 1 INT, 5 PD and 1 FR (returned a franchise-record 86 yards for a TD)
- Registered a game-high 11 stops (9 solo), including 1 sack and 1 TFL, in the Divisional Playoff at Pit. (1/11/09)
- Posted 7 tackles (6 solo), including 1 TFL, and a game-high 3 PD in the Wild Card game vs. Ind. (1/3/09)
- Tallied a season-high-tying 11 tackles (10 solo) and 1 PD in the AFC West clinching 52-21 victory vs. Den. (12/28)...Also posted 11 stops at Pit. (11/16) and vs. Car. (9/7)
- Returned a FR 86 yards (franchise record) for his first-

- career TD vs. Atl. (11/30)...Finished with 10 tackles (7 solo)
- Intercepted a QB Brett Favre pass, setting up a San Diego scoring drive the following possession, vs. NYJ (9/22)...Had 7 tackles (5 solo) in the game

2007: (SAN DIEGO CHARGERS – 15/0, 3/0)

- Had 48 tackles (37 solo), 1 sack (-5 yards), 1 INT and 6 PD
- Recorded 12 tackles (7 solo) and 1 INT in three playoff games...Intercepted a QB Peyton Manning pass in the end zone in the Divisional Playoff at Ind. (1/13/08)
- Secured his first-career INT, adding 4 tackles (3 solo), 1 QB hit and 1 PD, vs. Hou. (10/28)
- Recorded 4 tackles (all solo), 1 sack and 2 QB hits in his NFL debut vs. Chi. (9/9)

— COLLEGE —

- Two-time Mountain West Conference Defensive Player of Year and first-team All-MWC honoree (2005-06)...Tabbed a first-team (senior) and second-team (junior) All-America recipient...Named to Utah's Football Leadership Committee (2004) and earned freshman All-America recognition (2003)
- Became the only MWC player to score a passing, rushing, INT- and FR-TD in a season (2006) and career
- Competed in 48 games (45 starts) at Utah, totaling 277 tackles (165 solo), a conference-record 18 INTs (3 returned for TDs), a school-record 9 FFs, 22.5 TFL and 10 sacks
- Posted 64 stops (40 solo), a MWC-record-tying 7 INTs (second in school history), 1 FF, 3 FRs, 2.5 TFL and 1 sack as a senior in 2006...Named Walter Camp National Player of Week after registering 3 INTs (2 returned for TDs) and 1 rushing score vs. San Diego State
- Majored in special education at Utah



THE SECONDARY'S SERGEANT

S Eric Weddle's 23-career INTs tie for sixth among active safeties. In 2016, his first year as a Raven, he earned Pro Bowl honors by producing a team-high 4 picks (tied with LB C.J. Mosley) and 89 tackles (second on the team). The four-time NFL All-Star has posted 902 tackles, 83 PD, 7.5 sacks, 6 FFs and 4 FRs during his standout career.

NFL INTs LEADERS / ACTIVE SAFETIES ENTERING 2017

Rk.	Player (Team)	INTs	Yards	TDs
1.	DeAngelo Hall (Was.)	43	838	5
2.	Reggie Nelson (Oak.)	35	483	1
3.	Mike Adams (Car.)	25	284	2
	Jairus Byrd (FA)	25	468	2
	Michael Griffin (FA)	25	328	1
6.	Eric Weddle (Bal.)	23	382	3
	Earl Thomas (Sea.)	23	295	1

2016 Weddle Quick Hit:

- Weddle was one of three NFL safeties (Landon Collins & Kurt Coleman) with at least 4 INTs and 1 sack in 2016. Weddle's 4 thefts tied (three players) for fifth most among NFL safeties.



NOTE THE QUOTE

S Eric Weddle on if the Ravens organization lived up to expectations during his first year in Baltimore:

"It was nothing but an amazing experience. I'm just trying to give everything I can for this team and organization for what they believe in me and giving me an opportunity to come here and play for this team and this organization. I have no regrets. I just want to work even harder than I did this past year to play better and to get back to the playoffs. That's why you play the game. It's a chance at the Super Bowl. It's a chance to play for each other and play for this team. It's a special place. Each guy has to get a little better. If we all get better, more wins will happen."

32 ERIC WEDDLE

— HIGH SCHOOL —

- Prepped at Alta Loma (CA) HS, where he was a two-time Mt. Baldy League Offensive and Defensive MVP, three-time all-league honoree, two-time All-California Interscholastic Federation recipient and Mt. Baldy Rookie of the Year
- Recorded 129 tackles, 5 INTs, 4 FFs, 5 FRs, 587 rushing yards, 965 passing yards and 27 overall TDs as a senior in 2002
- Also lettered in basketball and baseball



2016

GAME-BY-GAME DEFENSE

RAVENS

Date/Opp.	TT	Solo	Asst.	Sacks	INT	PD	FF	FR
9/11 vs. Buf.	4	3	1	0-0	0-0	1	0	0
9/18 @ Cle.	6	5	1	0-0	1-0	1	0	0
9/25 @ Jax.	4	4	0	0-0	0-0	2	0	0
10/2 vs. Oak.	1	0	1	0-0	0-0	1	0	0
10/9 vs. Was.	5	1	4	0-0	0-0	0	0	0
10/16 @ NYG	7	4	3	0-0	0-0	0	1	0
10/23 @ NYJ	10	3	7	0-0	0-0	0	0	0
11/6 vs. Pit.	4	2	2	0-0	0-0	1	0	0
11/10 vs. Cle.	4	4	0	0-0	1-25	1	0	0
11/20 @ Dal.	6	4	2	0-0	0-0	0	0	0
11/27 vs. Cin.	7	5	2	0-0	0-0	1	0	0
12/4 vs. Mia.	3	2	1	0-0	1-53	2	0	0
12/12 @ NE	11	6	5	1-5	1-14	1	0	0
12/18 vs. Phi.	9	3	6	0-0	0-0	0	0	0
12/25 @ Pit.	4	2	2	0-0	0-0	1	0	0
1/1/17 @ Cin.	4	0	4	0-0	0-0	1	0	0
Totals	89	48	41	1-5	4-92	13	1	0

REGULAR SEASON

Year	Team	GP	GS	TACKLES			SACKS		INTERCEPTIONS					FUMBLES		
				TT	Solo	Asst.	No.	Yards	No.	Yards	LG	TD	PD	FF	FR	Yards
2007	San Diego	15	0	48	37	11	1.0	5.0	1	0	0	0	6	0	0	0
2008	San Diego	16	16	*125	*103	22	1.0	3.0	1	3	3	0	5	0	1	^86
2009	San Diego	13	13	82	68	14	1.5	9.5	2	*44	*31t	*1	7	0	0	0
2010	San Diego	16	16	95	79	*16	0.5	4.0	2	*64	*41t	*1	10	0	0	0
2011	San Diego	16	16	84	66	18	0.0	0.0	**7	*89	26	0	11	0	0	0
2012	San Diego	16	16	*97	*83	14	1.0	0.0	*3	52	23t	1	8	*2	0	0
2013	San Diego	16	16	*103	*78	*25	1.0	6.0	*2	21	21	0	*9	*1	*2	27
2014	San Diego	16	16	*104	*82	22	0.0	0.0	1	17	17	0	8	*2	0	0
2015	San Diego	13	13	75	52	*23	0.5	4.0	0	0	0	0	6	0	*1	0
2016	Baltimore	16	16	89	48	41	1.0	5.0	*4	*92	*53	0	*13	1	0	0
Totals		153	138	902	696	206	7.5	36.5	23	382	53	3	83	6	4	113

*LED TEAM

**LED NFL

^CHARGERS FRANCHISE RECORD

SPECIAL TEAMS TACKLES (38): 2007 (6); 2008 (2); 2010 (1); 2011 (4); 2013 (12); 2014 (10); 2015 (3)

CAREER SINGLE-GAME HIGHS (REGULAR SEASON)

Total Tackles:

16 (12/26/10 at Cin.)

Solo Tackles:

11 2 times (last: 12/26/10 at Cin.)

Sacks:

1 5 times (last: 11/17/13 at Mia.)

INTs:

2 (10/31/11 at KC)

Passes Defensed:

3 (12/6/15 vs. Den.)

Forced Fumbles:

1 6 times (last: 10/16/16 at NYG)

Fumble Recoveries:

1 4 times (last: 11/9/15 vs. Chi.)

POSTSEASON

Year	Team	GP	GS	TACKLES			SACKS		INTERCEPTIONS					FUMBLES		
				TT	Solo	Asst.	No.	Yards	No.	Yards	LG	TD	PD	FF	FR	Yards
2007	San Diego	3	0	12	7	5	0.0	0.0	1	0	0	0	1	0	0	0
2008	San Diego	2	2	18	15	3	1.0	4.0	0	0	0	0	3	0	0	0
2009	San Diego	1	1	8	8	0	1.0	7.0	0	0	0	0	0	0	0	0
2013	San Diego	2	2	10	6	4	0.0	0.0	0	0	0	0	1	0	0	0
Totals		8	5	48	36	12	2.0	11.0	1	0	0	0	5	0	0	0



DE'ONDRE WESLEY

COLLEGE: BYU **HS:** DEER VALLEY (ANTIOCH, CA)

BORN: 7/28/92, PLEASANT HILL, CA

EXP. (NFL/RAVENS): 3/3 **GP/GS (PLAYOFFS):** 7/0 (0/0)



TOGETHER

77

GUARD/TACKLE

6-6 331

- KEY TRANSACTIONS —**
- Placed on Injured Reserve (knee) on 9/3/16
 - Elevated to the Ravens' 53-man roster on 10/28/15
 - Signed to Baltimore's practice squad on 9/6/15 after being waived by the team on 9/1/15
 - Originally signed with the Ravens as a RFA on 5/7/15
- CAREER HIGHLIGHTS —**
- Competed primarily on special teams (6 snaps from scrimmage at RT) during his 2015 rookie campaign
 - Made his NFL debut in the 16-13 victory vs. STL (11/22/15)

- SEASON RECAPS —**
- 2016: (BALTIMORE RAVENS – 0/0, INJURED RESERVE)**
- Missed the entire season after being placed on Injured Reserve with a knee injury on 9/3/16
- 2015: (BALTIMORE RAVENS – 7/0)**
- Saw action on special teams in seven games and competed from scrimmage (6 snaps at RT) in one contest
 - Competed from scrimmage (6 snaps at RT) and on special teams at Mia. (12/6)

- Made his NFL debut, competing on special teams, in the 16-13 victory vs. STL (11/22)
- Elevated to the 53-man roster on 10/28...Member of the Ravens' practice squad for the season's first seven games

- COLLEGE —**
- Played in 25 games (22 starts) at RT for BYU after transferring from Diablo Valley (Pleasant Hill, CA) CC
 - Started all 13 games as a senior for the Cougars in 2014, helping BYU average 181.8 rushing yards, 278.7 passing yards and 37.1 points per game
 - Earned first-team All-Independent honors by *CollegeSportsMadness.com*, helping BYU achieve its 10th-straight bowl invitation
 - Played with Ravens DE Bronson Kaufusi (2013-14) at BYU
 - Earned All-Conference accolades after competing in 10 games at Diablo Valley CC in 2012
 - Majored in broadcast journalism with an English minor while at BYU

- HIGH SCHOOL —**
- Prepped at Deer Valley (Antioch, CA) HS, where his team finished 11-1 during the 2009 campaign



- WESLEY'S COMMUNITY IMPACT —**
- Supports teammates' charitable endeavors, including Lardarius Webb's Celebrity Softball Game and former teammate Steve Smith Sr.'s Charity Fashion Show (2016)
 - Attended the Goodwill Gridiron Halloween Party, a fundraiser with proceeds benefitting Goodwill Industries of the Chesapeake (2016)

RAVENS ROOST EXTRA EFFORT AWARD

The award is given each year by the Ravens Roost #7 (Hagerstown, MD) to a Ravens player who worked hard all season, providing an "extra effort" on the field. The recipients stepped up in the clutch and performed when a teammate was hurt and always exerted full effort when on the field. Winners accept their award at the Roost's annual banquet in Hagerstown each spring. The Roost also honors the All-Washington County football team and Washington County Coach of the Year at the banquet.

ALL-TIME RAVENS WINNERS

<p>1996 TE Brian Kinchen</p> <p>1997 S Bennie Thompson</p> <p>1998 DE Michael McCrary</p> <p>1999 FB Charles Evans</p> <p>2000 S Corey Harris</p> <p>2001 WR Brandon Stokley</p> <p>2002 LB Edgerton Hartwell</p> <p>2003 NT Kelly Gregg</p> <p>2004 QB Kyle Boller</p> <p>2005 OLB Jarret Johnson</p> <p>2006 TE Daniel Wilcox</p>	<p>2007 G Ben Grubbs</p> <p>2008 P Sam Koch</p> <p>2009 CB Dmonique Foxworth</p> <p>2010 OLB Terrell Suggs</p> <p>2011 WR Torrey Smith</p> <p>2012 CB Corey Graham</p> <p>2013 WR Marlon Brown</p> <p>2014 DT Brandon Williams</p> <p>2015 P Sam Koch</p> <p>2016 K Justin Tucker</p>
---	---

28**RUNNING BACK**
5-10 | 225

TERRANCE WEST

COLLEGE: TOWSON **HS:** NORTHWESTERN (BALTIMORE, MD)**BORN:** 1/28/91, FORT LAUDERDALE, FL**EXP. (NFL/RAVENS):** 4/3 **GP/GS (PLAYOFFS):** 38/19 (0/0)**TOGETHER**

— KEY TRANSACTIONS —

- Re-signed with Baltimore as a restricted free agent on 5/9/17
- Elevated to the Ravens' 53-man roster on 11/18/15
- Signed to Baltimore's practice squad on 11/10/15
- Released by Tennessee on 11/7/15
- Traded by Cleveland to Tennessee on 9/6/15
- Originally selected by Cleveland in the third round (94th overall) of the 2014 NFL Draft

— CAREER HIGHLIGHTS —

- In 2016, posted career and team highs in rushing yards (774), carries (193) and rushing TDs (5)...Also tallied a career-high 236 receiving yards and 1 TD on 34 receptions
- Recorded a career-high rushing 2 TDs, gaining 87 yards on 23 attempts (3.8 avg.), and career highs in receptions (4) and receiving yards (36) at NYG (10/16/16)
- Carried the ball 21 times for a career-high 113 yards (5.4 avg.), marking his second-career 100-yard rushing game vs. Oak. (10/2/16)
- In 2014, led the Browns with 171 carries and 673 rushing yards (fourth among NFL rookies), adding 4 TDs
- Rushed for a career-high 100 yards on 16 carries (6.3 avg.) at Pit. on 9/7/14, becoming the first rookie in Browns history to reach the century mark in an NFL debut since Larry Mason (1987)
- While with the Browns in 2014, paired with RB Isaiah Crowell (607) to become the NFL's first rookie duo since 1967 to each gain 600 rushing yards in a season

— PERSONAL —

- Was the leading scorer on his conference championship basketball team at Baltimore's Northwestern HS
- Owns a clothing line called B.W.I, which stands for 'Balling With Intentions' and is also a reference to Baltimore and the BWI Airport

— SEASON RECAPS —

2016: (BALTIMORE RAVENS – 16/13)

- Posted career and team highs in rushing yards (774), carries (193) and rushing TDs (5)...West also posted a career-best 236 receiving yards and 1 TD on 34 receptions
- Gained 122 yards from scrimmage, carrying the ball 13 times for 77 yards, including a 41-yard run, in the 27-26 win vs. Phi. (12/18)...Also recorded 4 catches for 45 yards
- Scored the Ravens' first touchdown on a 3-yard reception and gained 50 rushing yards on 10 carries (5.0 avg.), including a 15-yard score, in the 38-6 win vs. Mia. (12/4)

- Carried the ball 8 times for 42 yards, including an 18-yard TD run, at Dal. (11/20)
- Rushed for a career-high 2 TDs, gaining 87 yards on 23 carries, and posted career highs in receptions (4) and receiving yards (36) at NYG (10/16)
- Ran for 95 yards on 11 carries (8.6 avg.) vs. Was. (10/9)... West produced a 35-yard gain in the first quarter, marking the Ravens' longest run up to this point of the season...In his past two games, once he became Baltimore's starting RB, West gained 208 yards on 32 rushes (6.5 avg.)
- Posted the second 100-yard rushing game of his career, carrying the ball 21 times for a career-high 113 yards and 1 TD vs. Oak. (10/2)

2015: (TENNESSEE & BALTIMORE – 8/0)

- Competed in six games for the Ravens, gaining 180 yards on 46 carries (3.9 avg.) and 21 yards on 4 receptions (5.3 avg.) for the league's No. 8 passing attack (266.9 ypg)
- Rushed for 51 yards on 16 carries (3.2 avg.) in two games with the Titans...Was a gameday inactive in six games (3-8) before being released by Tennessee on 11/7
- Gained 44 rushing yards on 14 carries for a Ravens' offense that produced 386 net yards in the 20-17 win vs. Pit. (12/27)
- Made his Ravens debut, carrying the ball 7 times for 37 rushing yards (5.3 avg.), in the 33-27 victory at Cle. (11/30)

2014: (CLEVELAND BROWNS – 14/6)

- Led the Browns as a rookie with 171 carries and 673 rushing yards (3.9 avg.), adding 4 TDs on the ground...Caught 11 passes for 64 yards (5.8 avg.) and 1 TD...His 673 rushing yards ranked fourth among NFL rookies
- Notched a 36-yard career-long gain, finishing the game with 94 yards and 1 TD on 18 rushes (5.2 avg.) at Bal. (12/28)
- Carried the ball a career-high 26 times for 94 yards (3.6 avg.) and 1 TD at Cin. (11/6)
- Tallied his first-career receiving TD on a 2-yard QB Brian Hoyer pass vs. TB (11/2)
- Became Cleveland's first rookie since Larry Mason (1987) to rush for triple-digit yardage in an NFL debut, gaining a career-high 100 yards on 16 carries (6.3 avg.) at Pit. on 9/7

— COLLEGE —

- Finished his three-year Towson career among the most accomplished athletes in NCAA FCS history, ranking No. 3 in rushing yards (4,849), No. 1 in scoring (516 points), No. 1 in TDs per game (2.27) and No. 1 (tied) in rushing TDs (84)
- Established single-season program records with 2,509 rushing yards and 41 rushing TDs (also an NCAA FCS record) as a junior in 2013

28 TERRANCE WEST

- Received the inaugural Jerry Rice Award (top FCS freshman), ECAC (Eastern College Athletic Conference) Offensive Rookie of the Year, first-team All-ECAC and All-American honors from the Walter Camp Foundation, *AP*, *Phil Steele* and *College Sports Journal* as a freshman in 2011
- Majored in sports management

— HIGH SCHOOL —

- Prepped at Northwestern (Baltimore, MD) HS, where he totaled more than 4,700 all-purpose yards in football, while also competing in basketball, baseball and track and field
- Gained more than 2,000 and 1,500 yards as a senior and junior, respectively, earning All-Baltimore City honors each year and honorable mention All-Metro accolades as a junior
- Attended Fork Union (VA) Military Academy in 2010 before walking on at Towson in 2011

2016

GAME-BY-GAME OFFENSE

Date/Opp.	RUSHING					RECEIVING				
	No.	Yds.	Avg.	LG	TD	No.	Yds.	Avg.	LG	TD
9/11 vs. Buf.	12	32	2.7	10	0	2	6	3.0	6	0
9/18 @ Cle.	11	42	3.8	9	0	1	15	15.0	15	0
9/25 @ Jax.	10	45	4.5	15	0	1	8	8.0	8	0
10/2 vs. Oak.	21	113	5.4	21	1	0	0	0.0	0	0
10/9 vs. Was.	11	95	8.6	35	0	2	-6	-3.0	-2	0
10/16 @ NYG	23	87	3.8	33	2	4	36	9.0	12	0
10/23 @ NYJ	8	10	1.3	5	0	0	0	0.0	0	0
11/6 vs. Pit.	15	21	1.4	9	0	1	6	6.0	6	0
11/10 vs. Cle.	21	65	3.1	17	0	1	12	12.0	12	0
11/20 @ Dal.	8	42	5.3	18t	1	1	11	11.0	11	0
11/27 vs. Cin.	13	48	3.7	16	0	3	16	5.3	9	0
12/4 vs. Mia.	10	50	5.0	15	1	3	18	6.0	10	1
12/12 @ NE	2	2	1.0	1	0	4	24	6.0	11	0
12/18 vs. Phi.	13	77	5.9	41	0	4	45	11.3	17	0
12/25 @ Pit.	10	27	2.7	7	0	3	28	9.3	16	0
1/1/17 @ Cin.	5	18	3.6	11	0	4	17	4.3	8	0
Totals	193	774	4.0	41	5	34	236	6.9	17	1

REGULAR SEASON

Year	Team	GP	GS	RUSHING					RECEIVING				
				No.	Yards	Avg.	LG	TD	No.	Yards	Avg.	LG	TD
2014	Cleveland	14	6	171	673	3.9	36	4	11	64	5.8	11	1
2015	Ten./Bal. [^]	8	0	62	231	3.7	17	0	4	21	5.3	8	0
2016	Baltimore	16	13	*193	*774	4.0	*41	*5	34	236	6.9	17	1
Totals		38	19	426	1,678	3.9	41	9	49	321	6.6	17	2

*LED TEAM

[^]PLAYED THE FIRST 2 GAMES OF THE 2015 SEASON WITH TEN.

CAREER SINGLE-GAME HIGHS (REGULAR SEASON)

RUSHING

Carries: 26 (11/6/14 at Cin.)
Long Gain: 41 (12/18/16 vs. Phi.)
Yardage: 113 (10/2/16 vs. Oak)
Touchdowns: 2 (10/16/16 at NYG)

RECEIVING

Receptions: 4 3 times (last: 12/18/16 vs. Phi.)
Long Gain: 17 (12/18/16 vs. Phi.)
Yardage: 45 (12/18/16 vs. Phi.)
Touchdowns: 1 2 times (last: 12/4/16 vs. Mia.)

100-yard Rushing Games: 2 (last: 113 yards, 10/2/16 vs. Oak)

— WEST'S COMMUNITY IMPACT —



- As part of the Ravens Foundation's annual signature project, volunteered to help renew and transform Mary Ann Winterling (Baltimore City) Elementary, assisting with landscaping, painting and a field day for the school's children (2017)
- Founded the Terrance West, B.W.I. Foundation, with the goal to provide underprivileged youth opportunities and experiences that will help better them as they grow up in Baltimore City
- Hosted the Terrance West Free Football Camp for more than 200 local kids ages 7 to 15 at the Johnny Unitas Stadium at Towson (MD) University (2016)
- Hosted the Terrance West B.W.I. Foundation's inaugural Celebrity Bowling Night (2016)
- Organized the Terrance West Turkey Drive for families at Parkview Recreation Center in Baltimore (2016)
- Alongside Giant Food, helped distribute 200 holiday food baskets to families in need at the Harry & Jeanette Weinberg Family Center YMCA (2016)
- Supports teammates' charitable endeavors, including Lardarius Webb's Celebrity Softball Game and former teammate Steve Smith Sr.'s Charity Fashion Show (2016)
- Participated in the annual Helping Up Mission coat distribution by providing outerwear and toiletries to homeless Baltimore men (2016)

98**DEFENSIVE TACKLE**
6-1 | 340

BRANDON WILLIAMS

COLLEGE: MISSOURI SOUTHERN STATE **HS:** ROCKWOOD SUMMIT (MO)**BORN:** 2/21/89, ST. LOUIS, MO**EXP. (NFL/RAVENS):** 5/5 **GP/GS (PLAYOFFS):** 55/46 (2/2)**TOGETHER**

— KEY TRANSACTIONS —

- Re-signed (UFA) with the Ravens on 3/13/17
- Selected by the Ravens in the third round (94th overall) of the 2013 NFL Draft

— CAREER HIGHLIGHTS —

- In 2016, anchored the league's fifth-ranked rush defense (89.4 ypg), recording 51 tackles (34 solo), 1 sack and 1 PD...Williams' 51 total tackles ranked third most among NFL nose tackles
- Produced a career-high 8 tackles (5 solo), including 2 TFL and 1 sack at NYJ (10/23/16)...Also blocked a FG for the first time in his career with 3:09 remaining in the fourth quarter
- In 2015, Williams set career highs in tackles (53), solo stops (35), sacks (2) and PD (2), adding 1 FF, for the NFL's eighth-ranked defense (337.4 ypg), which finished No. 2 overall (291.1 ypg) and No. 1 vs. the pass (183.3 ypg) over the season's final eight games
- In 2015, Williams, Jurrell Casey, Kawann Short & Ndamukong Suh were the NFL's only DTs with at least 30 solo tackles, 2 sacks & 2 PD on the season
- Registered a career-high 8 tackles for a defense that held the Bengals to 86 rushing yards (2.8 avg.) on 9/27/15
- Recorded his first-career sack (-5 yards) at Pit. (10/20/13) and his first-career tackle at Mia. (10/6/13)
- Posted a FR, which later led to a Ravens' TD, in his NFL debut at Buf. (9/29/13)

— PERSONAL —

- Brandon and wife, Alyssa, have two sons, Ryder (5) and Nash (1)
- Is a talented singer who enjoys listening to and singing all types of music
- Is capable of walking on his hands
- Considered one of the team's best singers and dancers, particularly known for his "Carlton Dance"

— SEASON RECAPS —

2016: (BALTIMORE RAVENS – 16/16)

- Recorded 51 tackles (34 solo), 1 sack and 1 PD for a defense that allowed the NFL's fifth-fewest rushing yards (89.4 ypg) and was the league's seventh-ranked unit (322.1 ypg)... Baltimore is one of three teams (Den. & Sea.) to rank in the NFL's Top 10 in total defense each of the past three seasons
- Williams' 51 total tackles ranked third most among NFL nose tackles in 2016

- Posted a career-high-tying 6 solo tackles in the 27-26 victory vs. Phi. (12/18)
- Registered 4 tackles (3 solo), including 1 TFL at NE (12/12)
- Played in his 50th-career game and recorded 4 tackles in the 19-14 victory vs. Cin. (11/27)
- Matched his career high of 8 tackles at Dal. (11/20)
- Posted 2 tackles and 1 PD, which led to a DT Timmy Jernigan INT, in the 21-14 victory vs. Pit. (11/6)...Part of a defensive unit that allowed just 277 total yards, including 36 rushing
- Tied a career high with 8 tackles, posting 5 solo stops and 1 sack at NYJ (10/23)...Also blocked a FG with 3:09 remaining to keep the Ravens within one scoring possession
- Posted 3 solo tackles as part of a defense that held the Giants to 38 rushing yards at NYG (10/16)
- Recorded 4 tackles (3 solo) for a unit that limited the Jaguars to 216 yards of total offense in the 19-17 win at Jax. (9/25)

2015: (BALTIMORE RAVENS – 16/16)

- Established career highs in tackles (53), solo stops (35), sacks (2) and PD (2), adding 1 FF, for the NFL's eighth-ranked defense (337.4 ypg)
- Ravens finished No. 2 overall (291.1 ypg) and No. 1 vs. the pass (183.3 ypg) over the season's final eight games
- Williams, Jurrell Casey, Kawann Short & Ndamukong Suh were the NFL's only DTs with at least 30 solo tackles, 2 sacks & 2 PD on the season
- Recorded 2 stops for a unit that snapped the Steelers' streak of six-straight 30-point performances in the 20-17 victory vs. Pit. (12/27)
- Tallied 4 stops (2 for loss), helping limit the Chiefs to 277 total net yards vs. KC (12/20)
- Notched 2 tackles for a defense that allowed a season-low 8 first downs at Mia. (12/6)
- Forced a RB Todd Gurley fourth-quarter fumble and led Baltimore's D-linemen with 7 tackles (3 solo) for a unit that allowed a season-low 213 total net yards in the 16-13 victory vs. STL (11/22)
- Logged 3 solo stops and 1 sack (-10 yards) for a defense that held the Jaguars to 258 total yards vs. Jax. (11/15)
- Registered 1 sack and 3 tackles (all solo) vs. Cle. (10/11)
- Recorded a career-high 8 tackles vs. Cin. (9/27)
- Tallied 7 tackles (6 solo) for a defense that did not allow a TD and held the Broncos to 69 rushing yards at Den. (9/13)

98 BRANDON WILLIAMS

2014: (BALTIMORE RAVENS – 16/14, 2/2)

- Posted 48 tackles (25 solo), a half-sack, a career-high 2 FFs and 1 FR for a defense that allowed the NFL's sixth-fewest points per game (18.9) in 2014
- Started both postseason games, totaling 7 tackles (5 solo) and 1 sack for a defense that produced 7 sacks and allowed just 82 rushing yards
- Posted 5 tackles and a half-sack for a defense that held the Buccaneers to 87 rushing yards at TB (10/12)

- Started his first-career game and posted 2 tackles for a defense that held the Bengals to 29% (4-of-14) vs. Cin. (9/7)

2013: (BALTIMORE RAVENS – 7/0)

- Produced 6 tackles, 1 sack and 1 FR in his rookie year
- Recorded his first-career sack (-5 yards) at Pit. (10/20)
- Recorded his first-career tackle (a TFL) for a defense that allowed 22 rushing yards (fourth fewest by an opponent in franchise history) at Mia. (10/6)



— WILLIAMS' COMMUNITY IMPACT —

- Became an official spokesman and ambassador for the Maryland Food Bank, using his personal story of food insecurity to help bring awareness to the food bank and its programs aimed at meeting the immediate needs of Marylanders while finding long term ways to reduce hunger statewide (2016)
- Joined the Ravens at Abbottston Elementary School for the unveiling of the first-ever Ravens Bookmobile and delivered books to students in support of the team's efforts to help improve literacy and education in Baltimore in partnership with the Maryland Book Bank and Baltimore Reading Partners (2016)
- Adopted the Westport Boys and Girls Club and throughout the season hosted numerous events at its facility, including a summer BBQ, back-to-school pizza party event, game nights and a Thanksgiving Dinner meal service (2016)
- Joined Baltimore County Animal Services in the launch of its public service outreach campaign called Not Always a Tough Guy, encouraging people to open their hearts to homeless cats and dogs and to take advantage of low-cost vaccinations and services offered by the county (2016)
- Joined PHIT America and the Sports & Fitness Industry Association on Capitol Hill to help fight the issue of physical inactivity and to help Get America Moving (2016)
- Attended the Ravens Flock Festival at M&T Bank Stadium and joined fans in interactive games while the team announced its draft selections (2016)
- Served as a host in the annual Goodwill Gridiron Halloween Party, a fundraiser with proceeds benefitting Goodwill Industries of the Chesapeake (2014-15)
- Continued to support the NFL and the Ravens' PLAY 60 initiatives by participating in kickoff assemblies at Lyons Mill Elementary, Essex Elementary and Baltimore Highlands Elementary (2014-15)
- Participated in the White House Easter Egg Roll as part of First Lady Michelle Obama's Let's Move initiative (2015-16)
- Advocate for Show Your Soft Side, a campaign developed to combat the incidence of animal abuse in Baltimore (2015)
- Represented the Ravens at the annual Champions of Courage breakfast, hosted by M&T Bank (2015)
- Joined teammates in support of the NFL Salute to Service and PLAY 60 campaign efforts for the second annual youth football clinic held at Ft. Meade for 200 children whose parents serve or have served in the U.S. Military (2014)
- Volunteered with Ravens staff and teammates for a build day with Habitat for Humanity of the Chesapeake, and helped with the construction of 18 new row homes, including three that were funded by the Ravens Foundation, Inc. (2013)... Took part in the ribbon cutting ceremony for the completed homes (2014)
- Participated as a judge for the talent show at Magnolia Middle School, put on as part of a presentation for the winner of the 2014 Touchdown for Teachers program (2014)
- Joined teammates in visiting patients at Union Memorial Medical Center to uplift their spirits (2014)
- Visited Federal Hill Preparatory School, winner of the NFL Super School title in the Baltimore area (2013)
- Supports the community efforts of his teammates by attending Lardarius Webb's Celebrity Softball Game (2014-16) and former Ravens LB Jameel McClain's free football camp (2016)
- Attended the United Way's annual Hometown Huddle Ravens TEAM Challenge event (2014) and served as a celebrity shopper at Holiday Helpers, the team's annual youth holiday shopping event at Target (2013-14)
- Supports the Ravens' fan outreach initiatives, including Beach Bash in Ocean City (2015-16)

98 BRANDON WILLIAMS

- Recorded his first-career FR in his NFL debut at Buf. (9/29)... Missed the first three contests due to injury (toe)...Started his first-career game and posted 2 tackles for a defense that held the Bengals to 29% (4-of-14) vs. Cin. (9/7)

— COLLEGE —

- Played in 42 games (30 starts) at Missouri Southern State, recording 191 tackles (87 solo), school records with 52.5 TFL (-238 yards) and 27 sacks (-166 yards), 14 PD and 6 FFs
- Earned MIAA Defensive Player of the Year and All-America honors after posting a career-high 68 tackles (31 solo), adding team highs with 5 FFs, 16.5 TFL and 8.5 sacks
- Received All-American, All-MIAA and All-Region first-team accolades as a junior in 2011 and was a consensus All-American selection as a sophomore in 2010...Sat out the 2009 season with a medical redshirt
- Majored in industrial engineering

— HIGH SCHOOL —

- Attended Harmony Prep (Cincinnati, OH) in 2007 after first prepping at Rockwood Summit (Fenton, MO) HS, where he earned All-State and All-Suburban South Conference first-team honors as a team captain in 2006
- Also tabbed the league's Defensive Player of the Year after posting 99 tackles (54 solo), 7 sacks, 2 FRs and 1 INT at DT
- Also received first-team All-League honors in basketball and threw the discus on the track and field team

2016

GAME-BY-GAME DEFENSE RAVENS

Date/Opp.	TT	Solo	Asst.	Sacks	INT	PD	FF	FR
9/11 vs. Buf.	1	1	0	0-0	0-0	0	0	0
9/18 @ Cle.	1	0	1	0-0	0-0	0	0	0
9/25 @ Jax.	4	3	1	0-0	0-0	0	0	0
10/2 vs. Oak.	2	2	0	0-0	0-0	0	0	0
10/9 vs. Was.	1	0	1	0-0	0-0	0	0	0
10/16 @ NYG	3	3	0	0-0	0-0	0	0	0
10/23 @ NYJ	8	5	3	1-3	0-0	0	0	0
11/6 vs. Pit.	2	1	1	0-0	0-0	1	0	0
11/10 vs. Cle.	1	1	0	0-0	0-0	0	0	0
11/20 @ Dal.	8	2	6	0-0	0-0	0	0	0
11/27 vs. Cin.	4	2	2	0-0	0-0	0	0	0
12/4 vs. Mia.	1	1	0	0-0	0-0	0	0	0
12/12 @ NE	4	3	1	0-0	0-0	0	0	0
12/18 vs. Phi.	6	3	0	0-0	0-0	0	0	0
12/25 @ Pit.	2	2	0	0-0	0-0	0	0	0
1/1/17 @ Cin.	3	2	1	0-0	0-0	0	0	0
Totals	51	34	17	1-3	0-0	1	0	0



B-DUBS DOMINATES

Named a second alternate to the Pro Bowl in 2016, NT Brandon Williams continued to emerge as one of the NFL's best linemen. Williams played perhaps his best game in Week 7 at NYJ when he racked up 8 tackles, 1 sack and 1 blocked FG attempt. Impressively, his 51 total tackles ranked third among all NFL nose tackles, while his 34 solo stops were second.

TOTAL TACKLES / NFL NTS (2016 Season)

- Damon Harrison (NYG) 86
- Danny Shelton (Cle.) 59
- Brandon Williams (Bal.) . . 51**
- Sylvester Williams (Den.) . . 29
- Mike Purcell (SF) 26

SOLO TACKLES /NFL NTS (2016 Season)

- Damon Harrison (NYG) 55
- Brandon Williams (Bal.) . . 34**
- Danny Shelton (Cle.) 32
- Sylvester Williams (Den.) . . 20
- Two Players 17

REGULAR SEASON

Year	Team	GP	GS	TACKLES			SACKS		INTERCEPTIONS					FUMBLES				
				TT	Solo	Asst.	No.	Yards	No.	Yards	LG	TD	PD	FF	FR	Yards		
2013	Baltimore	7	0	6	3	3	1.0	5.0	0	0	0	0	0	0	0	1	0	0
2014	Baltimore	16	14	48	25	23	0.5	4.5	0	0	0	0	0	0	2	1	0	0
2015	Baltimore	16	16	53	35	18	2.0	19.0	0	0	0	0	2	1	0	0	0	0
2016	Baltimore	16	16	51	34	17	1.0	3.0	0	0	0	0	1	0	0	0	0	0
Totals		55	46	158	97	61	4.5	31.5	0	0	0	0	3	3	2	0	0	0

CAREER SINGLE-GAME HIGHS (REGULAR SEASON)

Total Tackles: 8 3 times (last: 11/20/16 at Dal.)
Solo Tackles: 6 2 times (last: 12/18/16 vs. Phi.)
Sacks: 1 4 times (last: 10/23/16 at NYJ)

INTs: None
Passes Defensed: 1 3 times (last: 11/6/16 vs. Pit.)

Forced Fumbles: 1 3 times (last: 11/22/15 vs. STL)
Fumble Recoveries: 1 2 times (last: 9/28/14 vs. Car.)

Additional Statistics: Blocked a FGA at NYJ (10/23/16)

POSTSEASON

Year	Team	GP	GS	TACKLES			SACKS		INTERCEPTIONS					FUMBLES				
				TT	Solo	Asst.	No.	Yards	No.	Yards	LG	TD	PD	FF	FR	Yards		
2014	Baltimore	2	2	7	5	2	1.0	9.0	0	0	0	0	0	0	0	0	0	0
Totals		2	2	7	5	2	1.0	9.0	0	0	0	0	0	0	0	0	0	0

87

TIGHT END
6-4 | 257

MAXX WILLIAMS

COLLEGE: MINNESOTA HS: WACONIA (MN)

BORN: 4/12/94, WACONIA, MN

EXP. (NFL/RAVENS): 3/3 GP/GS (PLAYOFFS): 18/7 (0/0)



TOGETHER

— KEY TRANSACTIONS —

- Placed on Injured Reserve (knee) on 10/7/16
- Selected by the Ravens in the second round (55th overall) of the 2015 NFL Draft...Declared for the 2015 NFL Draft after his redshirt sophomore season

— CAREER HIGHLIGHTS —

- In 2015, broke rookie franchise records for receptions (32) and receiving yards (268) by a tight end for the NFL's No. 8 passing attack (266.9 ypg), which gained a single-season franchise-record 4,271 net passing yards

— PERSONAL —

- Father, Brian, lettered at Minnesota from 1986-88 and was then drafted by and played for the New York Giants (O-line) from 1989-99
- Grandfather, Bob, was an All-American QB at Notre Dame...He was selected No. 2 overall by the Bears in the 1951 draft and went on to play three seasons (1951-52 and 1955) for Chicago...A graduate of Loyola Blakefield (Towson, MD) HS in 1949, Bob was inducted into the College Football Hall of Fame in 1988
- Maxx's mother, Rochelle, played volleyball at Minnesota from 1984-87 and received the Big Ten Medal of Honor in 1988...His uncle, Ron, played football for the Gophers and played two seasons of professional football for Barcelona in the World League of American Football

— SEASON RECAPS —

2016: (BALTIMORE RAVENS – 4/0)

- Saw action from scrimmage and on special teams in four games prior to being placed on Injured Reserve (knee)

2015: (BALTIMORE RAVENS – 14/7)

- Broke Ravens rookie tight end franchise records in receptions (32) and receiving yards (268) for the league's No. 8 passing attack (266.9 ypg)
- Registered career highs with 6 receptions and 53 receiving yards at Cin. (1/3/16)
- Had 4 catches for 40 yards and his first-career TD vs. Jax. (11/15)

— COLLEGE —

- Played in 25 games (17 starts), posting 61 receptions for 986 yards and 13 TDs (10th in school history)...Earned multiple first-team and second-team All-American honors, first-team All-Big Ten accolades and Kwalick Clark Big Ten TE of the Year honors in 2014
- Received the College Football Performance Awards Tight End Trophy and was tabbed a John Mackey Award finalist after posting team highs in catches (36), receiving yards (569) and receiving TDs (8) in 2014...His 569 receiving yards and 8 TDs set single-season school records by a TE

— HIGH SCHOOL —

- Prepped at Waconia (MN) HS...Threw for 784 yards and 8 TDs, rushed 120 times for 902 yards and 13 TDs and posted 80 tackles and 2 INTs as a senior in 2011

— WILLIAMS' COMMUNITY IMPACT —

- Dedicated supporter of the BARCS Animal Shelter in Baltimore and participated in its fourth-annual Pawject Runway show at Royal Farms Arena (2016)
- Participated in the Goodwill Gridiron Halloween Party, a fundraiser with proceeds benefitting Goodwill Industries of the Chesapeake (2015)...Also supported the NFL and the Ravens' PLAY 60 initiatives by participating in a kickoff assembly at General John Stricker Middle School to promote the NFL movement for an active generation (2015)

REGULAR SEASON

Year	Team	GP	GS	RECEIVING					RUSHING				
				No.	Yards	Avg.	LG	TD	No.	Yards	Avg.	LG	TD
2015	Baltimore	14	7	32	268	8.4	28	1	0	0	0.0	0	0
2016	Baltimore	4	0	0	0	0.0	0	0	0	0	0.0	0	0
Totals		18	7	32	268	8.4	28	1	0	0	0.0	0	0

CAREER SINGLE-GAME HIGHS (REGULAR SEASON)

RECEIVING

Receptions:
6 (1/3/16 at Cin.)Yardage:
53 (1/3/16 at Cin.)Long Gain:
28 (9/27/15 vs. Cin.)Touchdowns:
1 (11/15/15 vs. Jax.)

RUSHING

Carries:
NoneYardage:
NoneLong Gain:
NoneTouchdowns:
None

Additional Statistics: Recorded 1 KOR for 6 yards at Cle. (11/30/15)

39

RUNNING BACK
5-8 | 204

DANNY WOODHEAD

COLLEGE: CHADRON STATE HS: NORTH PLATTE HS (NE)

BORN: 1/25/85, NORTH PLATTE, NE

EXP. (NFL/RAVENS): 9/1 GP/GS (PLAYOFFS): 93/13 (10/3)



TOGETHER

— KEY TRANSACTIONS —

- Signed with the Ravens as an unrestricted free agent (SD) on 3/19/17
- Placed on Injured Reserve (knee) on 9/19/16
- Signed with San Diego on 3/21/13
- Signed with the Patriots on 9/8/10
- Originally signed with the Jets as an RFA on 4/27/08

— HONORS —

- *Pro Football Journal* first-team All Pro as a third-down running back (2015)
- *USA Today's* All-Joe Team (players critical to their team but don't receive Pro Bowl nods) in 2010 and 2013

— CAREER HIGHLIGHTS —

- Since he entered the NFL in 2009, is one of four players (Jamaal Charles, Matt Forte & Darren Sproles) to produce at least 15 rushing TDs and 15 receiving TDs... He has 15 rushing and 17 receiving scores in his career
- Entering 2017, has compiled 4,680 yards from scrimmage, tallying 2,182 rushing yards on 503 carries (4.3 avg.) and 2,498 yards on 267 receptions (9.4 avg.)...Has also returned 35 kickoffs for 758 yards (21.7 avg.)
- In 2015, produced career highs in yards from scrimmage (1,091) and total touchdowns (9)...Woodhead led the NFL in receptions (80, tied, Theo Riddick), receiving yards (755) and receiving touchdowns (6) by a running back
- In 2013, among NFL RBs, Woodhead ranked second in each of the following categories: receiving touchdowns (6), receptions (76) and receiving yards (605)
- Appeared in Super Bowl XLVI with the Patriots...Posted 61 rushing yards, 49 receiving yards and 129 KOR yards during New England's 2011 postseason
- Established career highs in all rushing categories in 2010, totaling 97 carries for 547 yards (5.6 avg.) and 5 TDs

— PERSONAL —

- Married his high school sweetheart, Stacia, and the couple has three children: Gia, Will and Maisy
- Enjoys playing golf in the offseason and is a scratch golfer with a career-best score of 66
- Father, Mark, also attended Chadron State and played WR for the Philadelphia Eagles in the late 1970s
- "Danny Woodhead: A Football Dream Come True" by Jon Goode was written in 2012 and is a children's book, which tells Woodhead's story and focuses on urging young readers to never give up on their dreams

— SEASON RECAPS —

2016: (SAN DIEGO CHARGERS – 2/1)

- Placed on Injured Reserve after suffering a season-ending knee injury in the first quarter vs. Jax. (9/18)
- Rushed for 89 yards on 16 carries (5.6 avg.) and caught 5 passes for 31 yards and 1 TD in Week 1 at KC (9/11)

2015: (SAN DIEGO CHARGERS – 16/1)

- Led the NFL in receptions (80, tied, Theo Riddick), receiving yards (755) and receiving touchdowns (6) by a running back, also posting 336 rushing yards on 98 carries and a career-high 1,091 scrimmage yards
- Caught a team-high (tied, Dontrelle Inman) 8 passes for 53 yards and carried the ball 11 times for 55 yards, including a season-long 27-yarder at Oak. (12/24)
- Produced 6 catches for 50 yards and scored a career-best 4 TDs (3 receiving & 1 rushing) vs. Mia. (12/20)...Woodhead's 4 TDs tied for second-most in team history
- Totaled 111 yards from scrimmage, including 78 receiving yards and 1 TD on 6 receptions vs. Chi. (11/9)
- Tallied a season-best 11 catches for 75 yards and 2 TDs vs. Oak. (10/25)
- Recorded a season-high 138 scrimmage yards, including a career-long 61-yard reception vs. Cle. (10/4)
- Carried the ball 13 times for 43 yards and 2 TDs in the season-opening 33-28 victory vs. Det. (9/13)

2014: (SAN DIEGO CHARGERS – 3/0)

- Registered 15 carries for 38 yards and 5 catches for 34 yards prior to being placed on Injured Reserve following Week 3 (ankle)

2013: (SAN DIEGO CHARGERS – 16/2, 2/0)

- Named to *USA Today's* All-Joe Team after finishing second among NFL running backs in receptions (76), receiving yards (605) and receiving TDs (6)...Also posted 429 rushing yards and 2 TDs on 106 carries
- Totaled 54 rushing yards on 15 carries, including 1 TD in a 27-10 win in the AFC Wild Card matchup vs. Cin. (1/5/14)
- Recorded a season-best 77 receiving yards on 9 receptions and carried the ball 7 times for 21 yards at Was. (11/3)
- Started and posted a team-high 9 receptions for 58 yards and 1 TD at Oak. (10/6)
- Netted 5 receptions for 54 yards (10.8 avg.) and 2 TDs, adding 32 yards rushing vs. Dal. (9/29)

39 DANNY WOODHEAD

2012: (NEW ENGLAND PATRIOTS – 16/2, 2/1)

- Caught 40 passes for 446 yards and 3 TDs, adding 76 carries for 301 yards and 4 TDs
- Posted a season-best 79 receiving yards on 5 receptions and added 18 rushing yards vs. Mia. (12/30)
- Tallied 2 TDs and a season-high 61 rushing yards on 12 carries vs. SF (12/16)

2011: (NEW ENGLAND PATRIOTS – 15/4, 3/1)

- Helped lead the Patriots to an appearance in Super Bowl XLVI, finishing with 351 rushing yards and 1 TD...Also posted 18 receptions for 157 yards and 20 KORs for 437 yards (21.9 avg.)
- Registered 61 rushing yards, 49 receiving yards and 129 KOR yards during the 2011 postseason
- Posted 42 yards on 4 receptions and added 18 rushing yards in Super Bowl XLVI vs. NYG (2/5/12)
- Gained a season-high 83 yards on 3 KORs at Mia. (12/24)
- Carried the ball 7 times for 40 yards, including a 10-yard TD jaunt in a 41-23 win at Den. (12/18)
- Ran for 41 yards on 8 carries in a 34-27 win at Was. (12/11)
- Started and tallied a season-high 14 carries for 69 yards in a 24-14 win vs. Mia. (9/12)

2010: (NEW ENGLAND PATRIOTS – 15/3, 1/1)

- Gained a career-high 547 rushing yards and on 97 carries (5.6 avg.) and netted 34 receptions for 379 yards and 1 TD... Signed with New England on 9/18 after being waived by the Jets following Week 1
- Led the team with 46 rushing yards, also adding 52 receiving yards on 6 receptions in the Divisional Playoff vs. NYJ (1/16/11)
- Carried the ball 13 times for a career-high 93 yards, including a 29-yard TD run at Buf. (12/26)
- Started and recorded a career-best 104 receiving yards on 4 receptions in a 45-3 win vs. NYJ (12/3)
- Gained over 100 yards from scrimmage for the first time in his career, producing 63 rushing yards on 11 carries (5.7 avg.) and 5 receptions for 52 yards vs. Bal. (10/17)
- Scored his first-career TD on an 11-yard reception, adding 36 rushing yards, at Mia. (10/4)

2009: (NEW YORK JETS – 10/0, 2/0)

- Registered 64 rushing yards on 15 carries and 8 receptions for 87 yards during his rookie season
- Tallied a season-high 52 yards from scrimmage, recording 17 yards on 4 carries and 35 receiving yards on 3 catches (11.7 avg.) at TB (12/13)
- Recorded 24 yards rushing on his first 3 carries in the NFL (8.0 avg.) and notched 2 special teams stops at Oak. (10/25)

— COLLEGE —

- Won two-consecutive Harlon Hill Trophies, honoring the best player in Division II...Rushed for 7,962 yards, which was the most in NCAA history at the time...Woodhead's 9,749 all-purpose yards rank second all time...Scored in 38-consecutive games, finishing his career with 654 points and 109 career touchdowns
- Named first-team Rocky Mountain Athletic Conference (all four years) and was a three-time Offensive Player of the Year
- Rushed for 1,597 yards and 21 TDs as a senior in 2007, adding 38 catches for 484 yards and 2 TDs...Produced an NCAA-record 2,756 rushing yards his junior season... Carried the ball 278 times for 1,769 yards (6.4 avg.) and 21 TDs as a sophomore...Also had 30 receptions for 367 yards
- Became the first recipient of a full athletic scholarship at Chadron State in its 96-year history after rushing for 1,840 yards as a true freshman in 2004

— HIGH SCHOOL —

- Prepped at North Platte (NE) HS, where he set Class A state records with 4,891 career yards and 76 TDs and was named High School Male Athlete of the Year by the *Omaha World-Herald* and *Lincoln Journal Star*...Also named Nebraska Gatorade Player of the Year in 2003
- Led North Platte HS to a 9-0 record his senior season, which marked their first undefeated campaign in 40 years
- A four-year letterman in track & field and basketball... Averaged 26 points as a senior in basketball and broke the school record with a 10.5-second 100-meter dash

2015

GAME-BY-GAME OFFENSE

CHARGERS Date/Opp.	RUSHING					RECEIVING				
	No.	Yds.	Avg.	LG	TD	No.	Yds.	Avg.	LG	TD
9/13 vs. Det.	13	43	3.3	10	2	3	19	6.3	15	0
9/20 @ Cin.	7	36	5.1	9	0	6	68	11.3	19	0
9/27 @ Min.	5	11	2.2	7	0	3	32	10.7	22	0
10/4 vs. Cle.	8	54	6.8	19	0	4	84	21.0	61	0
10/12 vs. Pit.	4	10	2.5	9	0	5	66	13.2	31	0
10/18 @ GB	7	8	1.1	4	0	5	63	12.6	25	0
10/25 vs. Oak.	5	26	5.2	6	0	11	75	6.8	11	2
11/1 @ Bal.	3	9	3.0	5	0	2	36	18.0	26	0
11/9 vs. Chi.	6	33	5.5	15	0	6	78	13.0	16	1
11/22 vs. KC	6	7	1.2	5	0	1	9	9.0	9	0
11/29 @ Jax.	4	8	2.0	6	0	6	39	6.5	11	0
12/6 vs. Den.	3	10	3.3	7	0	3	24	8.0	10	0
12/13 @ KC	3	5	1.7	3	0	3	8	2.7	5	0
12/20 vs. Mia.	8	10	1.3	8	0	6	50	8.3	20t	3
12/24 @ Oak.	11	55	5.0	27	0	8	53	6.6	21	0
1/3/16 @ Den.	5	11	2.2	4	0	8	51	6.4	16	0
Totals	98	336	3.4	27	2	80	755	9.4	61	6

*In 2016, Woodhead registered 19 carries for 116 yards and 6 receptions for 35 yards prior to suffering a season-ending knee injury in the first quarter of Week 2 vs. Jax. (9/18)

FAST FACT: DANNY WOODHEAD

SINCE 2009 / NFL PLAYERS WITH AT LEAST
15 RUSHING & 15 RECEIVING TOUCHDOWNS

✓ Danny Woodhead

✓ Matt Forte

✓ Jamaal Charles

✓ Darren Sproles

39 DANNY WOODHEAD

REGULAR SEASON

Year	Team	GP	GS	RUSHING					RECEIVING				
				No.	Yards	Avg.	LG	TD	No.	Yards	Avg.	LG	TD
2009	NYJ	10	0	15	64	4.3	16	0	8	87	10.9	24	0
2010	NYJ/NE *	15	3	97	547	5.6	36t	5	34	379	11.1	50	1
2011	New England	15	4	77	351	4.6	12	1	18	157	8.7	16	0
2012	New England	16	2	76	301	4.0	19	4	40	446	11.2	25	3
2013	San Diego	16	2	106	429	4.0	14	2	76	605	8.0	39	6
2014	San Diego	3	0	15	38	2.5	13	0	5	34	6.8	14	0
2015	San Diego	16	1	98	336	3.4	27	3	*80	*755	9.4	61	*6
2016	San Diego	2	1	19	116	6.1	23	0	6	35	5.8	12	1
Totals		93	13	503	2,182	4.3	36t	15	267	2,498	9.4	61	17

*LED TEAM

*PLAYED 1 GAME OF THE 2010 SEASON WITH NYJ AND 14 WITH NE

SPECIAL TEAMS TACKLES (18): 2009 (2); 2010 (10); 2011 (5); 2015 (1)

CAREER SINGLE-GAME HIGHS (REGULAR SEASON)

RUSHING

Carries:

16 (9/11/16 at KC)

Yardage:

93 (12/26/10 at Buf.)

Long Gain:

36t (11/21/10 vs. Ind.)

Touchdowns:

2 2 times (last: 9/13/15 vs. Det.)

RECEIVING

Receptions:

11 (10/25/15 vs. Oak.)

Yardage:

104 (12/6/10 vs. NYJ)

Long Gain:

61 (10/4/15 vs. Cle.)

Touchdowns:

3 (12/20/15 vs. Mia.)

100-yard Receiving Games: 1 (last: 104 yards, 12/6/10 vs. NYJ)

Year	Team	GP	GS	KICKOFF RETURNS					PUNT RETURNS					
				No.	Yards	Avg.	LG	TD	No.	FC	Yards	Avg.	LG	TD
2009	NYJ	10	0	1	16	16.0	16	0	0	0	0	0.0	0	0
2010	NYJ/NE	15	3	0	0	0.0	0	0	0	0	0	0.0	0	0
2011	NE	15	4	20	437	21.9	37	0	0	0	0	0.0	0	0
2012	NE	16	2	2	43	21.5	23	0	0	0	0	0.0	0	0
2013	San Diego	16	2	12	262	21.8	37	0	0	0	0	0.0	0	0
2014	San Diego	3	0	0	0	0.0	0	0	0	0	0	0.0	0	0
2015	San Diego	16	1	0	0	0.0	0	0	0	0	0	0.0	0	0
2016	San Diego	2	11	0	0	0.0	0	0	0	0	0	0.0	0	0
Totals		93	13	35	758	21.7	37	0	0	0	0.0	0	0	0

POSTSEASON

Year	Team	GP	GS	RUSHING					RECEIVING				
				No.	Yards	Avg.	LG	TD	No.	Yards	Avg.	LG	TD
2009	NYJ	2	0	0	0	0.0	0	0	1	-1	-1.0	-1	0
2010	NE	1	1	14	46	3.3	8	0	6	52	8.7	19	0
2011	NE	3	1	17	61	3.6	11	0	5	49	9.8	19	1
2012	NE	2	1	4	11	2.8	7	0	1	12	12.0	12	0
2013	SD	2	0	24	83	3.5	9	1	5	24	4.8	11	0
Totals		10	3	59	201	3.4	11	1	18	136	7.6	19	1

— WOODHEAD'S COMMUNITY IMPACT —

- Works with "TeamMates," a mentoring program originally founded by former Nebraska coach Tom Osborne... Woodhead's mother, Annette Woodhead, is the Western regional coordinator for the program
- Involved with Team Jack, an organization focused on researching the treatment options for children with brain cancer... Woodhead is part of the "Team Jack All-Stars," a group of exceptional athletes and coaches that graciously show their support through an apparel line, which raises money and national awareness about children with brain cancer
- Attended and gave the invocation at the Team Jack Gala to help raise funds for pediatric brain cancer research (2014)
- Helped raise money for TeamMates mentoring program, holding the event "lunchtime with Danny" in his hometown of North Platte, NE, where he signed copies of the children's book, "Danny Woodhead: A Football Dream Come True" and posed for photos (2012)
- Assisted in raising funds for the North Platte Public School Foundation by speaking at the "Education After Hours" banquet (2012)



73

GUARD/TACKLE
6-3 | 305



MARSHAL YANDA

COLLEGE: IOWA HS: ANAMOSA (IA)
BORN: 9/15/84, CEDAR RAPIDS, IA
EXP. (NFL/RAVENS): 11/11 GP/GS (PLAYOFFS): 144/133 (12/12)



TOGETHER

— KEY TRANSACTIONS —

- Signed a contract extension with the Ravens on 10/16/15
- Re-signed with the Ravens on 7/29/11
- Originally selected by the Ravens in the third round (86th overall) of the 2007 NFL Draft
- Was the second O-lineman picked by Baltimore in 2007, following G Ben Grubbs, who was the 29th-overall pick

— HONORS —

- Six-time Pro Bowler (2011-16)
- *Associated Press* first-team All Pro (2014-15)
- *Associated Press* second-team All-Pro (2011-12)
- *The Sporting News* first-team All-Pro (2014-15)
- PFWA All-NFL (2014-15)
- PFWA All-AFC (2014-15)
- PFW/PFWA first-team All-Pro (2012)
- *Sports Illustrated* (Peter King) All-Pro Team (2010-12)

— CAREER HIGHLIGHTS —

- Yanda's six-straight Pro Bowl selections rank as the NFL's second-longest (Joe Thomas, 10) active streak among O-linemen (first by guards)
- Entering 2017, has played in 144 games (133 starts), ranking as the second-most games played among O-linemen in Ravens history (Jonathan Ogden – 177)
- In 2015, earned his fifth-straight Pro Bowl nod after starting all 16 games at RG for an O-line that permitted the NFL's third-fewest sacks (24)...Also helped Baltimore produce a single-season franchise-record 4,271 net passing yards (eighth in the league)
- In 2014, started in 15 games at RG and one at RT for an offense that established franchise single-season records in yards (5,838) and points scored (409)
- Ravens set a franchise record for most TDs (47) in 2009... Baltimore also tallied a team-record 22 rushing TDs
- Helped RB Ray Rice score a franchise-record 15 total TDs (12 rush & 3 rec.) and rush for a career-high 1,364 yards in 2011...Rice led the NFL with 2,068 scrimmage yards
- Helped protect QB Joe Flacco, allowing him to complete 62.6% of his passes for 3,622 passing yards, 25 TDs and a career-high 93.6 QB rating in 2010

— PERSONAL —

- In 2013, Anamosa (IA) HS retired his number and named its weight room in his honor
- Enjoys ice fishing in Minnesota, Michigan and Canada
- Dreamed of being an airline pilot as a child

— SEASON RECAPS —

2016: (BALTIMORE RAVENS – 13/13)

- Named to his sixth Pro Bowl, tying (OLB Terrell Suggs) for fourth most in Ravens history...Yanda's six-straight All-Star nods rank as the NFL's second-longest active streak among offensive linemen (first by guards)
- Was part of an offensive line that helped protect QB Joe Flacco, allowing him to register a career-high 64.9 completion percentage and throw for a franchise-record 4,317 yards
- Though he typically plays RG, Yanda moved seamlessly to LG midway through the season to help combat a shoulder injury
- Part of an offensive line that helped pave the way for a season-high 151 rushing yards and a 6.3 yards-per-carry average in the 27-26 victory vs. Phi. (12/18)
- Started at LG and helped QB Joe Flacco complete a franchise-record 37 passes for 324 yards and 2 TDs at NE (12/12)
- Part of an O-line that did not permit a sack, allowing QB Joe Flacco to connect on 36 passes on 47 attempts for 381 yards and 4 TDs in the 38-6 win vs. Mia. (12/4)...Ravens produced a season-high 496 total yards
- Started at RG for an offense that did not allow a sack and scored 23 unanswered points in a 25-20, come-from-behind win at Cle. (9/18)...The 20-point turnaround marked the Ravens' second-largest comeback victory in team history

2015: (BALTIMORE RAVENS – 16/16)

- Earned his fifth-straight Pro Bowl nod after starting all 16 games at RG for an O-line that allowed the NFL's third-fewest sacks (24)...Helped Baltimore produce a single-season franchise-record 4,271 net passing yards (eighth in the league) and the second-most net yards (5,749) in team history
- Led an O-line that helped gain 121 rushing yards, while also permitting just 1 sack, in the 20-17 victory vs. Pit. (12/27)
- Part of an offensive line that did not permit a sack, allowing QB Joe Flacco to connect on 33 of 53 attempts for 2 TDs and 343 yards (including 137 to WR Steve Smith Sr., his 50th-career 100-yard contest) at SF (10/18)
- Baltimore gained 181 rushing yards and scored 3 rushing TDs for the 14th time in franchise history vs. Cle. (10/11)
- Ravens produced 191 rushing yards in the 23-20 OT victory at Pit. (10/1)...Helped block for RB Justin Forsett, who carried the ball a career-high 27 times for 150 rushing yards (second most in his career)
- Part of a unit that gained the sixth-most net yards (493) in team history in game 2 at Oak. (9/20)...Helped protect QB Joe Flacco, who completed 32 of 45 passes for 2 TDs and 384 yards (fourth in franchise history)

73 MARSHAL YANDA

2014: (BALTIMORE RAVENS – 16/16, 2/2)

- Named to his fourth-consecutive Pro Bowl after starting 15 games at RG and one at RT for an offense that set franchise single-season records in yards (5,838) and points (409)
- Helped QB Joe Flacco establish career highs in passing yards (3,986) and TD passes (27), completing 62.1% of his passes for a 91.0 QB rating...Also part of an O-line that allowed the NFL's second-fewest sacks (19)
- Started both postseason contests at RT (Rick Wagner, foot) for an offense that tallied 727 yards and 61 points
- Started at RT (Rick Wagner was placed on IR with a foot injury)...The Ravens gained 419 yards and 17 unanswered fourth-quarter points in the 20-10 win vs. Cle. (12/28)
- The Ravens gained 475 yards and 6 TDs in the 48-17 victory at TB (10/12)...Helped protect Flacco, who completed 75% of his passes (21 of 28) for 306 yards, a team-record-tying 5 TDs and team-record 149.7 QB rating
- Baltimore's offense posted 454 total yards and 5 TDs in the 38-10 victory vs. Car. (9/28)...Part of an O-line that helped Flacco throw for 327 yards and 3 TDs for a then-franchise-record 137.4 QB rating
- Played in his 100th-career game and helped protect Flacco, who set career highs in attempts (62 - tied), completions (35) and long pass (80 yards) vs. Cin. (9/7)

2013: (BALTIMORE RAVENS – 16/16)

- Earned his third-consecutive Pro Bowl nod after starting all 16 games at RG, helping protect QB Joe Flacco, allowing him to set career highs in attempts (614), completions (362) and passing yards (3,912)
- Helped protect Flacco, allowing him to complete 65.4% of his passes (17 of 26) for 273 yards and 1 TD, including 2 60-plus-yard completions in the 19-3 win vs. NYJ (11/24)
- Protected Flacco, allowing him to surpass the 20,000-yard career passing mark and helped the Ravens rush for 174 yards at Chi. (11/17)
- Helped protect Flacco, who set career highs in passing attempts (62) and completions (34), while throwing for 362 yards and 2 TDs at Den. (9/5)

2012: (BALTIMORE RAVENS – 14/14, 4/4)

- Named to his second-consecutive Pro Bowl after helping the Ravens score the second-most points (398) and post the

fourth-most total yards (5,640) in team history...Missed two games (game 14, ankle, and game 16, coaches decision)

- Helped the Ravens average 410.3 yards per game in four playoff contests...Also protected QB Joe Flacco, allowing him to become the second player in NFL history (Joe Montana - 1989) to throw 11 TDs and 0 INTs en route to winning Super Bowl XLVII
- Started at RG and helped the Ravens produce 367 yards in the 34-31 victory in Super Bowl XLVII vs. SF (2/3/13)
- Helped the Ravens gain a postseason franchise-record 479 yards of total offense, including helping Flacco post a playoff franchise-record in yards (331), adding 3 passing TDs and no INTs, for a 116.2 QB rating in the 38-35 double-OT win in the Divisional Playoff at Den. (1/12/13)
- Started at RG (after missing the previous game with an ankle injury) in the AFC North clinching game, and helped the offense post a season-high 533 yards, the third-highest output in team history, in the 33-14 victory vs. NYG (12/23)
- Helped pave the way for 443 total yards, including 355 yards and 1 TD passing by Flacco, in the 16-13 OT victory at SD (11/25)...The Ravens overcame a 13-3 deficit in the fourth quarter to tie the game with a FG as time expired
- The Ravens posted a franchise-record 55 points while totaling 419 yards in the 55-20 victory vs. Oak. (11/11)

2011: (BALTIMORE RAVENS – 16/16, 2/2)

- Earned his first Pro Bowl after helping RB Ray Rice score a franchise-record 15 total TDs and rush for a career-high 1,364 yards and an NFL-best 2,068 yards from scrimmage... Also helped protect QB Joe Flacco, who threw for 3,610 yards and 20 TDs
- Protected Flacco, who had 482 yards (36-of-63 passing), 4 TDs and a 96.1 QB rating in two postseason contests
- Started at RG and helped Flacco complete 22 of 36 passes for 306 yards, 2 TDs and 1 INT (95.4 QB rating) in the AFC Championship at NE (1/22/12)
- RB Ray Rice rushed for 191 yards and 2 TDs, including a career-long 70-yarder, in the 24-16 victory at Cin. (1/1/12)... The win clinched the AFC North Division Championship and the Ravens' first-ever season sweep of the division
- The Ravens rushed for 290 yards (third most in team history), including a career-high 204 yards by RB Ray Rice (fourth most in team history), in the 24-10 win at Cle. (12/4)

— YANDA'S COMMUNITY IMPACT —



- Served as a celebrity shopper at the Ravens' annual Holiday Helpers event, hosted by Steve Smith Sr., at Target (2014-16)
- Served 500 hot meals to homeless Baltimore men at former Ravens LB Bart Scott's annual Helping Up Mission Thanksgiving dinner (2015)
- Participated in the annual Helping Up Mission coat distribution by providing outerwear and toiletries to homeless Baltimore men (2015)

73 MARSHAL YANDA

- Started at RT (his 50th-career start) and helped the Ravens gain 356 yards, including a 92-yard game-winning TD drive with 8 seconds remaining, in the 23-20 win at Pit. (11/6)... Ravens converted a franchise-record 14 of 21 third-down attempts (66.7%) against the Steelers
- Helped the Ravens produce a franchise-record 553 total yards, including a career-high 389 passing yards and 3 TDs from QB Joe Flacco, in the 37-7 victory at STL (9/25)

2010: (BALTIMORE RAVENS – 16/16, 2/2)

- Helped protect QB Joe Flacco, allowing him to complete 62.6% of his passes (306 of 489) for 3,622 passing yards, 25 TDs and a 93.6 QB rating
- Started all 16 games at RT after moving from RG due to a season-ending injury to T Jared Gaither in training camp
- Started at RT in both playoff games and helped the Ravens produce 516 total yards, including 390 yards in the 30-7 win in the Wild Card at KC (1/9/11)
- Helped the Ravens rush for 208 yards and RB Ray Rice to produce a career-high 233 yards from scrimmage (153 rushing and 80 receiving) in the 30-24 victory vs. NO (12/19)
- Protected Flacco, allowing him to complete 71% of his passes (25 of 35) for 289 yards and 2 TDs in the 17-10 win vs. TB (11/28)...Flacco set a Ravens' franchise record with his 52nd- and 53rd-career TD passes
- Helped the Ravens rush for 233 yards, 4 TDs, and a franchise-record 17 rushing first downs, in the 31-17 victory vs. Den. (10/10)

2009: (BALTIMORE RAVENS – 16/9, 2/2)

- The Ravens posted a franchise-record 47 touchdowns (team-record 22 rushing), adding 5,619 total yards, including the then-Top 3 single-game yardage totals in team history (548 vs. Det. - 12/13, 501 vs. KC - 9/13 and 479 vs. Cle. - 9/27)
- Protected QB Joe Flacco, allowing him to complete 63.1% of his passes (315 of 499) for 3,613 yards and 21 TDs (88.9 QB rating)...Also helped the Ravens rush for 2,200 yards, including 1,339 yards (fourth-highest in franchise history) by RB Ray Rice, who finished second in the NFL in yards from scrimmage (2,041) and became the second player in franchise history (Jamal Lewis - 2,271 in 2003) to gain 2,000 yards from scrimmage
- Helped the Ravens rush for 321 yards (4.5 avg.) and 4 TDs in two postseason games
- Started his first-career postseason game at RG and helped the Ravens rush for a postseason-franchise-record 234 yards and 4 TDs, including a postseason-franchise-record 83-yard TD run (second-longest rush in NFL postseason history) by Rice on the first play from scrimmage, in the 33-14 victory in the Wild Card at NE (1/10/10)
- Started at RG and helped the Ravens produce 308 rushing yards (second-most in franchise history) and a franchise-record 5 rushing TDs in the 48-3 victory vs. Det. (12/13)

- Saw action for the first time since Week 5 of the 2008 season vs. KC (9/13)

2008: (BALTIMORE RAVENS – 5/5, 0/0)

- Placed on Injured Reserve (knee) on 10/14
- Started at RG and helped protect QB Joe Flacco, allowing him to complete 73.7 percent of his passes (for 241 yards), before leaving the game in the fourth quarter with a knee injury at Ind. (10/12)

2007: (BALTIMORE RAVENS – 16/12)

- Was one of three rookies to start along the O-line (most in the NFL) and protected Ravens QBs, allowing them to complete 341 passes (61.2%) for 3,308 yards...Baltimore also rushed for 1,797 yards and 11 TDs
- Made his first-career NFL start at RT and helped protect QB Kyle Boller, who completed 65.7% of his passes, in the 20-13 win vs. NYJ (9/16)

— COLLEGE —

- Started 25 games during his Iowa career (four at LG, five at LT and 16 at RT)
- Earned third-team All-American (*The NFL Draft Report*) and second-team All-Big Ten (league coaches and *The NFL Draft Report*) honors as a senior in 2006...Earned the Hawkeye Hustle Award during his first year at Iowa (2005).
- Attended North Iowa Area (Mason City, IA) Community College for two years (2003-04), earning All-Region honors in consecutive seasons and honorable mention All-American recognition as a sophomore
- Majored in economics

— HIGH SCHOOL —

- Tabbed a first-team All-Conference selection as a senior and junior at Anamosa (IA) HS...Served as team captain as a senior and earned three letters at tackle and DT
- Also lettered in track and field (discus and shot put) and basketball (twice)

NOTE THE QUOTE

Bengals DT Geno Atkins on battling Yanda: "When I tell my son or daughter about football [someday], I'll tell them that he was one of the best guards I went up against in the league. He's got nastiness, he's physical, and he has finesse. He's strong, but if you try to beat him with a little finesse, he can handle that, too, because he's got good feet. He's got the whole package."

The Baltimore Sun's Childs Walker on Yanda: "Of the many traits that have marked Yanda as a great player over the years, one is his ability to shift positions without losing effectiveness. That versatility is a product of his intelligence and his underappreciated athleticism. He's also a straight-up tough dude, much like Terrell Suggs on the other side of the ball. Only the elite of the elite guards earn serious Hall of Fame consideration. Yanda belongs in that realm."

25

CORNERBACK
5-9 | 177



TAVON YOUNG

COLLEGE: TEMPLE **HS:** POTOMAC (OXON HILL, MD)
BORN: 3/14/94, OXON HILL, MD
EXP. (NFL/RAVENS): 2/2 **GP/GS (PLAYOFFS):** 16/11 (0/0)



TOGETHER

— KEY TRANSACTIONS —

- Selected by the Ravens in the fourth round (104th overall) of the 2016 NFL Draft...Young was the first of five players selected in the fourth round

— CAREER HIGHLIGHTS —

- As a rookie in 2016, tallied 50 tackles (41 solo), 2 INTs (returned 22 yards), 8 PD and 1 FR for a defense that finished first in the league with 18 INTs (tied, SD and KC), and was the league's seventh-ranked unit (322.1 ypg)
- Intercepted QB Eli Manning in the first start of his career at NYG (10/16)
- Recorded his first-career INT and posted 3 special teams tackles at Jax. (9/25)
- Scored Baltimore's first 2 points on a defensive 2-point conversion, when he scooped up a blocked PAT (Lawrence Guy) and returned it for a score in a 25-20 win at Cle. (9/18)

— PERSONAL —

- Named WR Breshad Perriman (UCF) as one of the best receivers he faced while in college
- Majoring in adult and organizational development

— SEASON RECAPS —

2016: (BALTIMORE RAVENS – 16/11)

- Started 11 games as a rookie, tallying 50 tackles (41 solo), 2 INTs (returned 22 yards), 8 PD and 1 FR for a defense that finished first in the league with 18 INTs (tied, SD and KC), allowed the NFL's fifth-fewest rushing yards (89.4 ypg) and was the league's seventh-ranked unit (322.1 ypg)
- Helped Baltimore become one of three teams (Den. & Sea.) to rank in the NFL's Top 10 in total defense in each of the past three seasons
- Posted a career-high-tying 2 PD and notched 4 solo tackles in the 19-14 victory vs. Cin (11/27)
- Tallied 4 stops and 2 PD for a defense that limited the Browns to 144 yards of total offense, marking the eighth fewest in Ravens history, in the 28-7 win vs. Cle. (11/10)
- Started and posted a career-high 6 tackles at NYJ (10/23)
- Notched his first-career start and returned a QB Eli Manning INT 16 yards to put the Ravens in scoring position at NYG (10/16)

- Posted his first-career FR after DE Lawrence Guy forced a fumble in the fourth quarter vs. Oak. (10/2)
- Recorded his first-career INT, which he secured off a tipped pass from DT Timmy Jernigan, while playing from scrimmage for a unit that limited the Jaguars to 216 yards of total offense in the 19-17 win at Jax. (9/25)...Also was a standout performer on special teams, posting 3 tackles
- Notched 2 solo stops for a defense that posted a shutout in the final three quarters in a 25-20, come-from-behind win at Cle. (9/18)...The 20-point turnaround marked the Ravens' second-largest comeback victory in team history...Young scored the team's first 2 points on a defensive 2-point conversion, when he scooped up a blocked PAT (Lawrence Guy) and returned it for the score

— COLLEGE —

- Played in 48 career games (32 starts), posting 127 tackles (99 solo), 2.5 sacks (-20 yards), 8 TFL (-34 yards), 21 PD, 7 INTs (157 return yards), 2 FFs and 3 FRs...Scored on 2 TD returns (an INT and FR)
- Produced 41 tackles (29 solo), a career-high 5 TFL (-13 yards), 1 sack and finished second on the team with 7 PD as a senior in 2015, earning a trip to the 2016 Senior Bowl
- In 2014, led the team in INTs (4) and the AAC in INT return yards (153), returning 1 for a TD...Amassed 23 tackles (22 solo), 1 FR-TD, 1 INT-TD and ranked third in the conference with 9 PD, earning honorable mention All-AAC honors
- Racked up 51 tackles (39 solo), 1 TFL (-4 yards), 1 INT, 1 FF, 1 FR and a team-leading 5 PD in 2013
- Became one of just four true freshman to start in 2012, registering 12 tackles (9 solo), 2 INTs, 2 TFL (-17 yards), 2 PD, 1 FF, 1 FR and 1.5 sacks

— HIGH SCHOOL —

- Prepped at Potomac (Oxon Hill, MD) HS, where as a senior, he was named first-team All-League, All-Metro and a Chick-fil-A Challenge All-Star
- Earned first-team All-State, All-League and All-County honors as a junior in 2010 after posting 31 tackles, 12 PD, 7 INTs and 1 FR...Also had 35 receptions for 9 TDs and 3 return TDs for the Wolverines
- Also lettered in track and basketball

25 TAVON YOUNG

2016

GAME-BY-GAME DEFENSE

RAVENS

Date/Opp.	TT	Solo	Asst.	Sacks	INT	PD	FF	FR
9/11 vs. Buf.	1	1	0	0-0	0-0	0	0	0
9/18 @ Cle.	2	2	0	0-0	0-0	0	0	0
9/25 @ Jax.	0	0	0	0-0	1-6	1	0	0
10/2 vs. Oak.	2	2	0	0-0	0-0	0	0	1
10/9 vs. Was.	3	3	0	0-0	0-0	0	0	0
10/16 @ NYG	3	3	0	0-0	1-16	1	0	0
10/23 @ NYJ	6	4	2	0-0	0-0	0	0	0
11/6 vs. Pit.	5	4	1	0-0	0-0	0	0	0
11/10 vs. Cle.	4	3	1	0-0	0-0	2	0	0
11/20 @ Dal.	3	2	1	0-0	0-0	0	0	0
11/27 vs. Cin.	4	4	0	0-0	0-0	2	2	0
12/4 vs. Mia.	3	2	1	0-0	0-0	1	0	0
12/12 @ NE	4	3	1	0-0	0-0	0	0	0
12/18 vs. Phi.	3	3	0	0-0	0-0	1	0	0
12/25 @ Pit.	3	3	0	0-0	0-0	0	0	0
1/1/17 @ Cin.	4	2	2	0-0	0-0	0	0	0
Totals	50	41	9	0-0	2-22	8	0	1



— YOUNG'S COMMUNITY IMPACT —

- As part of the Ravens Foundation's annual signature project, volunteered to help renew and transform Mary Ann Winterling (Baltimore City) Elementary School, assisting with landscaping, painting and a field day for the school's children (2017)
- Joined the 2016 rookie class at the Helping Up Mission in Baltimore City, visiting with and serving lunch to the residents of the homeless shelter
- Supported the NFL and the Ravens' PLAY 60 initiative, the movement for a more active generation, by participating in the team's PLAY 60 Festival with 300 children (2016)
- Joined youth from Woodson Elementary and George Washington Elementary to participate in conjunction with the United Way for the annual Hometown Huddle Ravens' TEAM Challenge event at Under Armour's Banner Field in Baltimore (2016)
- Supports teammates' charitable endeavors, including Lardarius Webb's Turkey Distribution (2016) and Celebrity Softball Game (2017) and Terrance West's Celebrity Bowling Night (2016)

REGULAR SEASON

Year	Team	GP	GS	TACKLES			SACKS		INTERCEPTIONS				FUMBLES			
				TT	Solo	Asst.	No.	Yards	No.	Yards	LG	TD	PD	FF	FR	Yards
2016	Baltimore	16	11	50	41	9	0.0	0.0	2	22	16	0	8	0	1	0
Totals		16	11	50	41	9	0.0	0.0	2	22	16	0	8	0	1	0

SPECIAL TEAMS TACKLES (3): 2016 (3)

CAREER SINGLE-GAME HIGHS (REGULAR SEASON)

Total Tackles: 6 (10/23/16 at NYJ)	INTs: 1 2 times (last: 10/16/16 at NYG)	Forced Fumbles: None
Solo Tackles: 4 3 times (last: 11/27/16 vs. Cin.)	Passes Defensed: 2 2 times (last: 11/27/16 vs. Cin.)	Fumble Recoveries: 1 (10/2/16 vs. Oak.)
Sacks: None		

Additional Statistics: Returned a blocked PAT for a defensive 2-point conversion at Cle. (9/18/16)

2017 DRAFT CHOICES



Baltimore's 2017 first-round draft pick, CB Marlon Humphrey (center, holding jersey), and his parents are welcomed at his introductory press conference by (from left to right) Joe Hortiz, John Harbaugh, Ozzie Newsome and Eric DeCosta.

No.	Name	Pos.	Ht.	Wt.	Birthdate	Exp.	College	How Acq.
29	Marlon Humphrey	CB	6-0	197	7/8/96	R	Alabama	D1 '17
54	Tyus Bowser	OLB	6-3	240	5/23/95	R	Houston	D2 '17
93	Chris Wormley	DE	6-5	300	10/25/93	R	Michigan	D3a '17
56	Tim Williams	OLB	6-3	260	11/12/93	R	Alabama	D3b '17
65	Nico Siragusa	G	6-4	320	5/10/94	R	San Diego State	D4 '17
71	Jermaine Eluemunor	G/T	6-4	338	12/13/94	R	Texas A&M	D5 '17
36	Chuck Clark	S	6-0	210	4/19/95	R	Virginia Tech	D6 '17



29

CORNERBACK
6-0 | 197

MARLON HUMPHREY

COLLEGE: ALABAMA HS: HOOVER (BIRMINGHAM, AL)

BORN: 7/8/96, BIRMINGHAM, AL

EXP. (NFL/RAVENS): ROOKIE COLLEGE GP/GS: 29/29



TOGETHER

— KEY TRANSACTIONS —

- Marlon Humphrey was selected by the Ravens in the first round (16th overall) of the 2017 NFL Draft...Declared for the NFL Draft following his redshirt sophomore season

— COLLEGE HONORS —

- First-team All-American by the FWA (2016)
- Four-time Defensive Player of the Week by the Alabama coaching staff (2016)
- Freshman All-SEC Team (2015)

— CAREER HIGHLIGHTS —

- Started all 29 games in which he played, posting 81 tackles, 5 INTs (1 returned for a TD), 13 PD and 3 FFs
- During his two years as a starter, Alabama registered a 28-2 record, making two appearances in the CFP National Championship...Crimson Tide won the 2015 national title
- In 2016, helped the Alabama defense lead the nation in scoring (13.0 ppg) and rushing (63.9 ypg), while ranking second in total defense (261.8 ypg)...The Crimson Tide also led the nation in defensive TDs (11)

— PERSONAL —

- Father, Bobby, was a first-team All-American RB at Alabama in 1986 and 1987, ranking second in Crimson Tide career rushing yards (3,420)...Bobby became a 1989 first-round draft pick of the Denver Broncos, where he played three seasons and earned 1990 Pro Bowl honors... Bobby also played for the Miami Dolphins in 1992
- Mother, Barbara, set Alabama-Birmingham's still-standing record in the outdoor 400 meters (53.30)
- Older brother, Maudrecus, played WR at Arkansas and UAB...Older sister, Breona, ran track at UAB...Younger sister, Brittley, is a standout hurdler at LSU
- Was one of the nation's top track athletes in high school, winning seven Alabama state titles...Won the 110-meter hurdles (13.67) and the 400-meter hurdles (50.75) at the 2013 World Youth Track & Field Trials
- Greatest dream is to sing the national anthem for the first Super Bowl in which he plays
- Majored in exercise science at Alabama

— SEASON RECAPS —

2016: (ALABAMA – 14/14)

- Tallied 36 tackles (26 solo), 2 INTs (one returned for a TD) and 5 PD for a defense that ranked No. 1 in the nation in points allowed (13.0 ppg) and was No. 2 overall (261.8 ypg)
- Recorded 3 tackles in the National Championship game against Clemson
- Posted 1 PD in the College Football Playoff semifinal vs. Washington, helping limit the Huskies' high-powered offense to 150 passing yards and forcing 2 INTs
- Registered a season-high 5 tackles (4 solo), adding 2 PD to tie a career high, vs. Ole Miss
- Returned 1 INT for an 18-yard TD, adding 2 tackles, in the 52-6 season-opening win vs. USC

2015: (ALABAMA – 15/15)

- Earning freshman All-SEC honors, he totaled 45 tackles, (3.5 stops for loss), 3 INTs, 8 PD and 2 FFs...His 3 picks ranked second on the team while helping Alabama produce one of the nation's most dominant defenses
- Tallied 5 tackles and 2 PD in the National Championship victory over Clemson...Also caught an onside kick in the fourth quarter to help the Crimson Tide regain possession and create momentum in its comeback win
- Tallied 2 PD and 2 tackles at Texas A&M, helping limit the Aggies to a season-low 23 points and force 4 INTs
- Posted his first-career INT and had 3 tackles at Georgia
- Started his first college game vs. Wisconsin, posting 3 tackles

2014: (ALABAMA – 0/0)

- Redshirted his true freshman season

— HIGH SCHOOL —

- Prepped at Hoover (Birmingham, AL) HS, where he was a three-time Alabama Sports Writers Association's first-team 6A All-State honoree...Tallied 13 INTs and 31 PD during his career, helping lead Hoover to State Championships in 2012 and 2013
- Named the 2013 *Birmingham News* Metro Boys Track Athlete of the Year...Posted a top time of 6.89 seconds in the indoor 60-meter dash, 7.80 in the 60-meter hurdles and a 48.11 best in the 400-meter hurdles

COLLEGE STATISTICS

Year	Team	GP	GS	TACKLES			SACKS		INTERCEPTIONS					FUMBLES			
				TT	Solo	Asst.	No.	Yards	No.	Yards	LG	TD	PD	FF	FR	Yards	
2014	Alabama	--	--	REDSHIRT SEASON			--	--	--	--	--	--	--	--	--	--	--
2015	Alabama	15	15	45	35	10	0.0	0.0	3	28	29	0	8	2	0	0	
2016	Alabama	14	14	36	26	10	0.0	0.0	2	18	18t	1	5	1	0	0	
Totals		29	29	81	61	20	0.0	0.0	5	46	29	1	13	3	0	0	

54

OUTSIDE LINEBACKER
6-3 240



TYUS BOWSER

COLLEGE: HOUSTON HS: JOHN TYLER (TYLER, TX)
BORN: 5/23/95, TYLER, TX
EXP. (NFL/RAVENS): ROOKIE COLLEGE GP/GS: 48/23



TOGETHER

— KEY TRANSACTIONS —

- Tyus Bowser was selected by the Ravens in the second round (47th overall) of the 2017 NFL Draft

— COLLEGE HONORS —

- Senior Bowl Invitee (2017)
- Second-team American Athletic Conference (2016)
- Second-team All-AAC by *Phil Steele* (2016)
- Honor Roll by *American Weekly* (Nov. 14, 2016)
- Butkus Award Watch List (2016)

— CAREER HIGHLIGHTS —

- Played in 48 games (23 starts) during his four-year career at Houston, recording 136 tackles (70 solo), 21.5 sacks (-144 yards), 27.5 TFL, 2 INTs, 8 PD, 3 FFs and 2 FRs
- Finished his career ranked seventh on the Cougars' all-time sacks list (21.5 sacks)
- Recorded the team's second-most TFL (12) and tied for the most sacks (8.5) despite missing five games as a senior in 2016

— PERSONAL —

- Also played shooting guard on the Houston basketball team during the 2013-14 and 2014-15 seasons
- Said that his basketball background has helped with his ability to play coverage linebacker
- Graduated with a degree in retailing & consumer science

— NOTE THE QUOTES —

"He tries to let his play do the talking for him, and when you see the tape, that is what it does. This guy's motor is hot. He flies around. He gets after the quarterback, he runs to the ball, and he chases stuff down."

- Ravens Head Coach John Harbaugh

"[The Ravens] are getting a great player – just a guy that is good on and off the field, a guy that is going to work hard, that is going to play hard, a guy that is going to rush the passer and that is also going to be a huge factor on special teams. [I am] just an all-around competitor."

- OLB Tyus Bowser

— SEASON RECAPS —

2016: (HOUSTON – 8/8)

- Earned second-team AAC honors after finishing second on the team with 12 TFL and tied for the team lead with 8.5 sacks despite missing five games due to injury
- Recorded 47 tackles (27 solo), a career-high 8.5 sacks (-56 yards), 3 PD and 1 FF
- Posted 5 tackles, 1 sack, 2 PD and 4 QB hurries in a home victory against No. 3 Louisville
- Led the Cougars with career highs in tackles (11), TFL (3.5) and sacks (3) in a win vs. Tulane
- Had 4 tackles, 1 sack and 1 FF in a win over No. 3 Oklahoma

2015: (HOUSTON – 14/13)

- Recorded a career-high 50 tackles (27 solo), 5.5 sacks (-41 yards), 6.5 TFL (-43 yards), 1 INT, 3 PD, 1 FF and 2 FRs
- Posted 3 tackles and 1 sack in a victory over No. 9 Florida State in the Chick-fil-A Peach Bowl
- Tallied a season-high 9 tackles and 1 PD against Memphis
- Boasted 4 tackles, 1 sack and his first-career fumble recovery in a win over Southern Methodist
- Recorded a sack in his fifth-straight game, adding 7 tackles and 1 PD, in a victory over Texas State

2014: (HOUSTON – 13/1)

- Posted 13 tackles (5 solo), 3 sacks (-12 yards) and 3.5 TFL (-12 yards) as a sophomore
- Registered 1 tackle and 1 sack in a victory vs. Pittsburgh in the Armed Forces Bowl

2013: (HOUSTON – 13/1)

- Produced 26 tackles (11 solo), 4.5 sacks (-35 yards), 5.5 TFL (-38 yards), 2 PD, 1 INT and 1 FF
- His 4.5 sacks ranked third all time among Houston freshmen
- Had 7 tackles, 2 sacks, 1 INT and 4 QB hurries against Rice

— HIGH SCHOOL —

- Prepped at John Tyler (Tyler, TX) HS, where he was named the 16-4A District Defensive MVP, ETSN 4A co-Defensive Player of the Year and AP Class 4A first-team All-State as a senior after recording 59 tackles and 24 sacks

COLLEGE STATISTICS

Year	Team	GP	GS	TACKLES			SACKS		INTERCEPTIONS					FUMBLES			
				TT	Solo	Asst.	No.	Yards	No.	Yards	LG	TD	PD	FF	FR	Yards	
2013	Houston	13	1	26	11	15	4.5	35	1	6	0	2			1	0	0
2014	Houston	13	1	13	5	8	3.0	12	0	0	0	0			0	0	0
2015	Houston	14	13	50	27	23	5.5	41	1	8	8	0	3		1	2	0
2016	Houston	8	8	47	27	20	8.5	56	0	0	0	0	3		1	0	0
Totals		48	23	136	70	66	21.5	144	2	14	8	0	8		3	2	0

93

DEFENSIVE END
6-5 | 300



CHRIS WORMLEY

COLLEGE: MICHIGAN HS: WHITMER (TOLEDO, OH)
BORN: 10/25/93, TOLEDO, OH
EXP. (NFL/RAVENS): ROOKIE COLLEGE GP/GS: 51/30



TOGETHER

— KEY TRANSACTIONS —

- Chris Wormley was selected in the third round (74th overall) of the 2017 NFL Draft...Was the first of Baltimore's two picks in the round (OLB Tim Williams, 78th)

— COLLEGE HONORS —

- First-team All-Big Ten by coaches (2016)
- Second-team All-Big Ten by media (2016)
- Second-team *Sporting News* All-American (2016)
- Third-team All-Big Ten by coaches (2015)
- All-Big Ten honorable mention by media (2015)
- Shared the 2015 and 2016 Richard Katcher Award as Michigan's top defensive lineman with Dolphins 2017 fourth-round pick DT Ryan Glasgow

— CAREER HIGHLIGHTS —

- Appeared in 51 games (30 starts), totaling 123 tackles (61 solo), 18 sacks (-123 yards) and 33 TFL (-161 yards)
- Started all 13 games for the nation's top-ranked defense (261.8 ypg) in 2016...The Wolverines also finished No. 1 in pass defense (142.5 ypg) and fourth in sacks per game (3.54)
- Blocked 3 FGAs/PATs in 2016, including 2 vs. UCF
- Recorded a career-high 43 tackles and 6.5 sacks (-56 yards) in 2015, which tied former college teammate and current Ravens DT Willie Henry for the most QB takedowns on the Wolverines' defense...Michigan finished No. 4 in total defense (280.7 ypg) and No. 3 against the pass (158.5 ypg)

— PERSONAL —

- Studied abroad in Israel in the summer of 2016, working with PeacePlayers International, an organization that hopes to "unify communities in conflict through sport"... Wormley and two college teammates worked with Palestinian youth ranging in ages from 6-15
- Graduated with a degree in sports management

— SEASON RECAPS —

2016: (MICHIGAN – 13/13)

- Named first-team All-Big Ten after posting 40 tackles (17 solo) and 6 sacks (-34 yards) for the nation's No. 1 defense (261.8 ypg)...Also blocked 3 FGAs/PATs
- Tallied 3 tackles and 1.5 sacks in a 49-10 victory vs. Penn State
- Totaled a season-high (tied) 7 tackles, 1 sack and blocked 2 FGs vs. UCF, earning co-Defensive Player of the Game

2015: (MICHIGAN – 13/11)

- Recorded career highs in tackles (43) and sacks (6.5) as part of the NCAA's fourth-ranked defense (280.7 ypg)
- Posted 4 tackles, including 2.5 TFL, and 1 sack in a 41-7 win vs. Florida in the Citrus Bowl
- Tied a team high with 5 tackles and 1.5 sacks at Penn State
- Forced the first fumble of his career vs. UNLV

2014: (MICHIGAN – 12/6)

- Registered 21 tackles and 3 sacks as a redshirt sophomore
- Posted a season-high 4 tackles, including an assisted sack, at Northwestern

2013: (MICHIGAN – 13/0)

- Totaled 19 tackles, 2.5 sacks and 1 FR in his first playing season as a redshirt freshman
- Notched his first career FR vs. Nebraska
- Tallied a season-best 4 tackles and 1 sack at Penn State

2012: (MICHIGAN – 0/0)

- Redshirted as a true freshman

— HIGH SCHOOL —

- Prepped at Whitmer (Toledo, OH) HS, where he compiled 66 tackles, 19 TFL, 11 sacks and 1 PD as a senior, earning AP Division I All-Ohio first-team honors and co-Defensive Player of the Year
- Named first-team Division I All-District as a sophomore after tallying 60 tackles and 12 sacks
- Also lettered in basketball and track and field

COLLEGE STATISTICS

Year	Team	GP	GS	TACKLES			SACKS		INTERCEPTIONS				FUMBLES			
				TT	Solo	Asst.	No.	Yards	No.	Yards	LG	TD	PD	FF	FR	Yards
2012	Michigan	--	--	REDSHIRT SEASON			--	--	--	--	--	--	--	--	--	--
2013	Michigan	13	0	19	9	10	2.5	13	0	0	0	0	1	0	1	0
2014	Michigan	12	6	21	10	11	3.0	20	0	0	0	0	0	0	0	0
2015	Michigan	13	11	43	25	18	6.5	56	0	0	0	0	1	1	0	0
2016	Michigan	13	13	40	17	23	6.0	34	0	0	0	0	0	0	0	0
Totals		51	30	123	61	62	18.0	123	0	0	0	0	2	1	1	0

56

OUTSIDE LINEBACKER
6-3 | 260

TIM WILLIAMS

COLLEGE: ALABAMA HS: UNIVERSITY LAB (BATON ROUGE, LA)

BORN: 11/12/93, BATON ROUGE, LA

EXP. (NFL/RAVENS): ROOKIE COLLEGE GP/GS: 49/3



TOGETHER

— KEY TRANSACTIONS —

- Tim Williams was selected in the third round (78th overall) of the 2017 NFL Draft...Was the second (DE Chris Wormley, 74th) of Baltimore's two picks in the round

— COLLEGE HONORS —

- Second-team All-American by the *Associated Press* and *Sports Illustrated* (2016)
- Second-team All-SEC (2016)
- Butkus Award candidate (2016)
- Two-time Defensive Player of the Week by the Alabama coaching staff (2016)

— CAREER HIGHLIGHTS —

- In 49 career games, posted 58 tackles, 21 sacks (-199 yards), 3 PD, 2 FFs and 1 FR...Of Williams' 58 tackles, an impressive 31 of them were for loss (53.4%)
- During his junior and senior seasons, produced a combined 19.5 sacks and 28.5 TFL in 30 games
- Played in two National Championships at Alabama, with the Crimson Tide winning the 2015 College Football Playoff
- In 2016, helped the Alabama defense lead the nation in scoring (13.0 ppg) and rushing (63.9 ypg), while ranking second in total defense (261.8 ypg)...The Crimson Tide also led the nation in defensive TDs (11)
- Set a career high with 10.5 sacks as a junior in 2015, helping Alabama win the National Championship

— PERSONAL —

- Did not play football until his freshman year of high school, only after his older brother, Nicholas, strongly encouraged him to try out for the football team
- Alabama coaches gave him the nickname "Soldado," which is Spanish for "soldier"
- Has two daughters: Chantis (6) and a newborn, Zara

— SEASON RECAPS —

2016: (ALABAMA – 15/3)

- Registered 31 total tackles and 9 sacks (-97 yards), with 16 of his stops coming behind the line of scrimmage...

Added 2 FFs and 1 FR en route to earning second-team All-American honors and first-team All-SEC accolades

- Recorded 2 tackles in the National Championship game against Clemson
- Posted 2 tackles and a half-sack in the College Football Playoff semifinal vs. Washington, helping limit the Huskies' high-powered offense to 194 total yards and 7 points
- Registered 3 tackles, including 2 sacks, while limiting Texas A&M to 278 yards of offense
- Tallied 2 tackles, including 1 sack, and forced a fumble that was recovered by Jonathan Allen and was returned for the game-winning touchdown

2015: (ALABAMA – 15/0)

- Ranked fifth in the SEC by averaging .70 sacks per game, finishing the year with a career-high 10.5 QB drops (-78 yards) and 12.5 TFL (19 tackles overall)...Recorded at least a half-sack in each of his last five games played
- Provided constant pressure in the backfield during Alabama's National Championship victory over Clemson
- Recorded 2 sacks (-14 yards) vs. Florida, helping limit the Gators' quarterback to 9-of-24 passing
- Tallied 2 sacks (-23 yards) and 2 QB hurries against Auburn, helping limit the Tigers to 3-of-15 on third down
- Posted 5 tackles, including 1.5 sacks (-11 yards), as part of an Alabama defense that recorded a season-high 9 QB drops against Mississippi State

2014: (ALABAMA – 12/0)

- Posted 5 total tackles, including 1.5 sacks, as a sophomore
- Recorded his first-career sack (a half-sack) vs. Texas A&M

2013: (ALABAMA – 7/0)

- Finished the season with 3 total tackles, including 1 for loss

— HIGH SCHOOL —

- Prepped at University Lab (Baton Rouge, LA) HS, where he was a two-time (2011 & 2012) first-team All-State honoree by the Louisiana Sports Writers Association
- During his senior campaign, racked up 75 tackles, including 15 TFL...As a junior in 2011, registered 115 tackles, including 45 TFL and 16 sacks

COLLEGE STATISTICS

Year	Team	GP	GS	TACKLES			SACKS		INTERCEPTIONS					FUMBLES			
				TT	Solo	Asst.	No.	Yards	No.	Yards	LG	TD	PD	FF	FR	Yards	
2013	Alabama	7	0	3	2	1	1.0	9.0	0	0	0	0	0	0	0	0	0
2014	Alabama	12	0	5	2	3	1.5	24.0	0	0	0	0	0	0	0	0	0
2015	Alabama	15	0	19	13	6	10.5	78.0	0	0	0	0	1	0	0	0	0
2016	Alabama	15	3	31	22	9	9.0	97.0	0	0	0	0	2	2	1	23	
Totals		49	3	58	39	19	21.0	199.0	0	0	0	0	3	2	1	23	

65GUARD
6-4 | 320

NICO SIRAGUSA

COLLEGE: SAN DIEGO STATE HS: MATER DEI CATHOLIC (CHULA VISTA, CA)

BORN: 5/10/94, SAN DIEGO, CA

EXP. (NFL/RAVENS): ROOKIE COLLEGE GP/GS: 54/42

**TOGETHER**

— KEY TRANSACTIONS —

- Nico Siragusa was selected by the Ravens in the fourth round (122nd overall) of the 2017 NFL Draft

— COLLEGE HONORS —

- Two-time first-team All-Mountain West (2015-16)
- First-team All-American by *USA Today* (2016)
- Third-team All-American by *Associated Press* (2016)
- Dr. R. Hardy/C.E. Peterson Memorial Trophy (team captain award in 2016)

— CAREER HIGHLIGHTS —

- Played in 54 games (42 starts) with the Aztecs, including 41-straight starts at LG to finish his career
- Was the only Aztec with at least one start on the offensive line in each of his four years (2013-16)
- Played in 54-consecutive games, which tied for the team's longest streak (Daniel Brunskill and Donnel Pumphrey) and tied for the most games in team history
- Spent his entire collegiate playing career (2013-16) blocking for RB Donnel Pumphrey, who finished No. 1 all time in NCAA FBS history in rushing yards (6,405)
- Became the Aztecs' first offensive lineman to be named a first-team All-MWC selection twice in league history

— PERSONAL —

- Only played two years of high school football
- Graduated with a degree in social science

— NOTE THE QUOTE —

"I am going to bring a hard-working [attitude] – bring my hard hat every day. I am going to be a good people mover, explosive offensive lineman. I am going to be great in the locker room – that kind of player – great in the community, great everywhere."
- G Nico Siragusa

— SEASON RECAPS —

2016: (SAN DIEGO STATE – 14/14)

- Earned first-team All-Mountain West honors for a second-straight year after starting all 14 games at LG
- Blocked for RB Donnel Pumphrey, who finished the season with an NCAA-high 2,133 rushing yards (152.4 ypg), adding 17 rushing TDs
- Also helped block for RB Rashaad Penny, who recorded 1,018 rushing yards (7.5 ypc) and 11 rushing TDs

- Helped block for a rushing attack that amassed 474 rushing yards and 4 rushing TDs at Nevada
- Blocked for Pumphrey and helped guide him to a season-high 223 rushing yards as part of 400 ground yards and 2 TDs by the Aztecs at Utah State
- Aided a rushing attack that accrued 293 rushing yards and 5 rushing TDs vs. San Jose State, including 135 rushing yards and 2 TDs by Pumphrey
- Helped Pumphrey earn MW Offensive Player of the Week honors in consecutive weeks vs. NIU (220 rushing yards & 3 TDs) and vs. California (281 rushing yards & 3 TDs)

2015: (SAN DIEGO STATE – 14/14)

- Earned first-team All-Mountain West honors after starting all 14 games at LG for the Aztecs
- Helped block for RB Donnel Pumphrey, who finished seventh in the NCAA with 1,653 rushing yards, adding 17 TDs
- Aided a rushing attack that posted 336 grounds yards and 5 rushing TDs, including a season-high 181 rushing yards and 2 TDs from Pumphrey, vs. Utah State
- Blocked for Pumphrey, who finished with 152 rushing yards and 1 TD...Also had 3 receptions for 55 yards and 1 TD

2014: (SAN DIEGO STATE – 13/13)

- Started all 13 games at LG for the first time in his career
- Blocked for RB Donnel Pumphrey, who finished fourth nationally with 1,867 rushing yards and ninth with a career-high 20 rushing TDs
- Helped guide a ground attack that accumulated 393 rushing yards and 5 rushing TDs vs. San Jose State, including 261 yards (12.4 avg.) and 3 TDs from Pumphrey

2013: (SAN DIEGO STATE – 13/1)

- Helped block for lead RB Adam Muema, who registered 1,244 rushing yards and 15 TDs for the Aztecs
- Blocked for freshman RB Donnel Pumphrey, who averaged 6.0 yards per carry (752 rushing yards on 125 attempts)
- Made his first-career start at RG vs. Eastern Illinois

2012: (SAN DIEGO STATE – 0/0)

- Redshirted his true freshman season at San Diego State

— HIGH SCHOOL —

- Prepped at Mater Dei Catholic (Chula Vista, CA) HS, where he earned first-team All-CIF and All-State honors... Played just two years of football...Was rated a three-star O-lineman by *Rivals.com* and *Scout.com* and was ranked No. 93 among the 2012 ESPNU top California recruits...Also lettered in basketball and baseball.

71

GUARD/TACKLE
6-4 | 338



JERMAINE ELUEMUNOR

COLLEGE: TEXAS A&M HS: MORRIS KNOLLS (ROCKAWAY, NJ)
BORN: 12/13/94, LONDON, ENGLAND
EXP. (NFL/RAVENS): ROOKIE COLLEGE P/GS: 25/12



TOGETHER

— KEY TRANSACTIONS —

- Jermaine Eluemunor was selected by the Ravens in the fifth round (159th overall) of the 2017 NFL Draft

— COLLEGE HONORS —

- Second-team All-Northeast Conference at Lackawanna (PA) (2013)

— CAREER HIGHLIGHTS —

- Appeared in 25 games (12 starts) at Texas A&M, playing both tackle and guard...Redshirted the 2014 season after transferring from Lackawanna (Scranton, PA)
- In 2016, started seven games at right tackle and four games at guard, helping the Aggies average 35.4 points and 467.0 ypg, ranking in the SEC's Top 3 in each category
- Made his first-career start at left guard in the Music City Bowl vs. Louisville in the final game of the 2015 season

— PERSONAL —

- Born in London, England, where he grew up playing soccer and rugby until he moved to the U.S. at age 14
- Received several wrestling scholarship offers as a senior in high school, but elected to play junior college football instead with the hope of receiving a D-I scholarship
- First exposed to football in 2007, when he watched the NY Giants play the Miami Dolphins in the first-ever NFL game at Wembley Stadium...Said that playing for the Ravens in London in Week 3 will be "a dream come true"
- Won the individual Hot Chicken Eating Contest at the Music City Bowl Welcome Party in 2015
- Graduated with a degree in youth development
- **Last name is pronounced: eh-LOO-muh-nor**

— NOTE THE QUOTE —

"You look at him play and see the talent in his body when he is there and moving guys off the line of scrimmage. There is definitely a lot of upside, and he showed position flexibility playing tackle and guard. [There is] a lot to be excited about with him."

— Joe Hortiz, Director of College Scouting

— SEASON RECAPS —

2016: (TEXAS A&M – 12/11)

- In his first season as a full-time starter, anchored an offensive line that helped Texas A&M amass 5,617 total yards...Aggies ranked third in the SEC and 24th nationally in total offense (467.0 ypg)

- Part of an O-line that helped the Aggies' offense generate seven games with at least 200 rushing yards, including two performances of 350-plus yards
- Protected QB Trevor Knight, allowing him to throw for 310 yards and 3 TDs in the AdvoCare V100 Texas Bowl
- Played primarily at RG, helping the Aggies score a season-high 52 points in a 52-10 win vs. New Mexico State
- Started at RT for a unit that registered 592 yards of total offense (353 rushing & 239 passing) in a 45-38 win vs. Tennessee...Helped Texas A&M improve to 6-0, including 3-0 against ranked opponents
- Blocked for QB Trevor Knight and RB Trayveon Williams, helping them combine for 321 rushing yards and 4 TDs in a 45-24 win vs. Arkansas
- Helped block for an offense that totaled 478 yards in a 29-16 victory at Auburn
- Started at RT, helping Texas A&M record 442 yards of total offense in a season-opening win vs. UCLA

2015: (TEXAS A&M– 13/1)

- Notched his first-career start at LG, helping the Aggies record 445 yards of total offense in the Music City Bowl vs. Louisville
- Saw action in all 13 games, primarily on special teams... Part of an offensive line that protected QB Kyle Allen, who threw for over 2,000 yards and 17 TDs

2014: (TEXAS A&M – 0/0)

- Redshirted after transferring from Lackawanna (PA) College

2013: (LACKAWANNA – 10/10)

- Named second-team All-Northeast as a sophomore after anchoring an offensive line that helped the team average 379 yards per game...Ranked as a four-star prospect by *Scout.com* following his two years in junior college
- Started as part of an offensive line that helped Lackawanna record 6 total TDs and score a season-high 41 points vs. Hudson Valley Community College

2012: (LACKAWANNA – 10/3)

- Saw action in all 10 games as a freshman in junior college
- Blocked for an offense that recorded 410 rushing yards in a 50-6 win vs. Erie Community College

— HIGH SCHOOL —

- Prepped at Morris Knolls (Rockaway, NJ) HS, where he played football for the first time in his life
- Compiled a 30-7 record as a wrestler, reaching the NJ state finals as a senior

36

SAFETY
6-0 | 210

CHUCK CLARK

COLLEGE: VIRGINIA TECH HS: KING'S FORK (SUFFOLK, VA)

BORN: 4/19/95, PHILADELPHIA, PA

EXP. (NFL/RAVENS): ROOKIE COLLEGE GP/GS: 52/40



TOGETHER

— KEY TRANSACTIONS —

- Chuck Clark was selected by the Ravens in the sixth round (186th overall) of the 2017 NFL Draft

— COLLEGE HONORS —

- First-team All-ACC by *Pro Football Focus* (2016)
- Honorable mention All-ACC by ACSMA (2016)
- All-ACC Academic Football Team (2014)

— CAREER HIGHLIGHTS —

- In 52 career games (40 starts), posted 296 tackles (173 solo), 2.5 sacks (-17 yards), 2 INTs, 23 PD and 1 FF
- Recorded at least 70 tackles in three-consecutive seasons, including a career-high 107 stops as a junior
- Started 37-consecutive games to close out his career, marking the longest active streak among Hokie players

— PERSONAL —

- Looked up to NFL safeties Sean Taylor and Brian Dawkins when he was younger...One of his favorite current players is Arizona's Tyrann Mathieu
- Blueberry pancakes and blueberry donuts are two of his favorite foods
- Following football, would like to pursue a career working to help guide and counsel troubled teens
- Graduated with a human development degree and minor in sociology from Virginia Tech

— NOTE THE QUOTE —

"He's really active to the ball. He's aggressive up as a blitzer. [He's] physical, a good form tackler. He always seems to be around the ball and in the right position to make plays." - **Joe Hortiz, Director of College Scouting**

— SEASON RECAPS —

2016: (VIRGINIA TECH – 14/14)

- Finished third on the team with 94 total tackles, adding 2 PD and 1 FF en route to earning first-team All-ACC honors by *Pro Football Focus*

- Tallied 8 tackles (5 solo) vs. Clemson
- Ranked second on the team with 9 total tackles vs. Miami
- Produced a team-best 11 tackles and 1 PD vs. East Carolina
- Registered his eighth-straight game of 5 tackles or more after tallying 8 stops vs. Tennessee

2015: (VIRGINIA TECH – 13/13)

- Tallied a career-high 107 tackles (65 solo), including 3 TFL and 1 sack...Added 1 INT, 9 PD and 1 FR
- Produced 7 tackles and 2 PD in the Independence Bowl vs. Tulsa
- Had 6 tackles and posted a career-high 3 PD at Boston College
- Posted a 20-yard FR-TD, adding 5 tackles and 1 PD, at Purdue
- Registered a career-high 13 tackles against Furman
- Tallied 9 tackles vs. No. 1 Ohio State, including a half-TFL

2014: (VIRGINIA TECH – 13/11)

- Finished third on the team with 73 tackles, including 8.5 for loss and 1.5 sacks...Added 1 INT and 12 PD
- Registered 5 tackles and a key INT in Virginia Tech's Military Bowl win over Cincinnati
- Posted a team-high 11 tackles vs. Ohio State
- Led the Hokies with 9 tackles, adding 2 PD, at Pittsburgh

2013: (VIRGINIA TECH – 12/2)

- Produced 22 tackles from scrimmage as a true freshman
- Made 4 special teams tackles while in on 13 plays in his collegiate debut against Alabama

— HIGH SCHOOL —

- Prepped at King's Fork (Suffolk, VA) HS, where he was tabbed second-team All-State as a senior in 2012 and garnered first-team All-Region, All-District and All-Tidewater honors as a junior and senior...Was named the Southeastern District Defensive Player of the Year both his junior and senior seasons
- As a senior, tallied 57 tackles and 4 INTs (3 returned for TDs)...Also returned 6 punts for 188 yards and 1 TD... Recorded 58 tackles and recovered 5 fumbles as a junior, in addition to rushing for 788 yards and 6 TDs
- Also played basketball and ran track

COLLEGE STATISTICS

Year	Team	GP	GS	TACKLES			SACKS		INTERCEPTIONS				FUMBLES				
				TT	Solo	Asst.	No.	Yards	No.	Yards	LG	TD	PD	FF	FR	Yards	
2013	Virginia Tech	12	2	22	8	14	0.0	0.0	0	0	0	0	0	0	0	0	0
2014	Virginia Tech	13	11	73	50	23	1.5	9.0	1	13	13	0	12	0	0	0	0
2015	Virginia Tech	13	13	107	65	42	1.0	8.0	1	0	0	0	9	0	1	20t	0
2016	Virginia Tech	14	14	94	50	44	0.0	0.0	0	0	0	0	2	1	0	0	0
Totals		52	40	296	173	123	2.5	17.0	2	13	13	0	23	1	1	0	0

FIRST-YEAR PLAYERS

45



BRENNEN BEYER

LINEBACKER | 6-4 | 263

COLLEGE: MICHIGAN

HS: PLYMOUTH (CANTON, MI)

BORN: 11/25/92, INDIANAPOLIS, IN

NFL GP/GS: 1/0

TRANSACTIONS: Brennen Beyer signed his exclusive rights free agent tender with the Ravens on 4/25/17...Activated to the Ravens' 53-man roster from the practice squad on 12/24/16...Signed a Reserve/Future contract with Baltimore on 1/4/16...Placed on Practice Squad Injured Reserve on 12/21/15...Originally signed with the Ravens as a rookie free agent on 5/7/15.

PRO: 2016: (with Baltimore – 1/0) Recorded 3 tackles (2 solo) in his first-career NFL game at Cin. (1/1/17)...Gameday inactive at Pit. (12/25)...Spent Weeks 1-15 on the practice squad. **2015: (with Baltimore – 0/0)** Spent the first 14 games of the season on the practice squad before being placed on Practice Squad Injured Reserve on 12/21.

COLLEGE: Appeared in 49 games (32 starts) for the Wolverines, totaling 92 tackles (45 solo), 7.5 sacks (-55 yards), 12 TFL, 2 FFs, 1 PD and 1 INT (7 return yards)...Earned Academic All-Big Ten honors as a senior after appearing in 12 games (11 starts) and recording 35 tackles (12 solo), 5.5 sacks (-39 yards) and 7.5 TFL...In 2013, appeared in 13 games (12 starts), tallying 27 tackles, 2 sacks, 1 FF and 1 INT...Majored in psychology.

HIGH SCHOOL/PERSONAL: Prepped at Plymouth (Canton, MI) HS, where he earned All-State honorable mention, first-team All-Conference, All-Detroit West and All-Metro Detroit honors...He was inducted into the school's Hall of Fame in June 2016.

61



JARELL BROXTON

GUARD | 6-3 | 333

COLLEGE: BAYLOR

HS: QUINCE ORCHARD (GAITHERSBURG, MD)

BORN: 3/27/93, OLNEY, MD

NFL GP/GS: 0/0

TRANSACTIONS: Jarell Broxton signed a Reserve/Future contract with Baltimore on 1/2/17...Signed to Baltimore's practice squad on 9/6/16...Originally signed with the Ravens as a RFA on 5/6/16.

PRO: 2016: (with Baltimore – 0/0) Spent the first five games on the Ravens' practice squad before being released and eventually re-joining the practice squad for Baltimore's final eight games.

COLLEGE: Saw action in 26 career games (21 starts) in two years at Baylor after transferring from junior college (Lackawanna)...Named first-team All-Big 12 by the AP and second-team by the league's coaches after starting all 13 games at RG as a senior in 2015...Helped guide an offensive line that paved the way for the nation's No. 2 rushing attack (326.7 ypg)...Led the team with 54 knockdown blocks...Played in all 13 games (eight starts at RG) in his first season with Baylor in 2014, helping the Bears allow just 1.85 sacks per game...Prior to transferring to Baylor, attended Lackawanna (PA) College, where he was ranked the 31st-best junior college prospect by ESPN JC50...Graduated with a degree in health, kinesiology and leisure studies.

HIGH SCHOOL/PERSONAL: Prepped at Quince Orchard (Gaithersburg, MD) HS, where he played mainly on the defensive line.

31



ROBERTSON DANIEL

CORNERBACK | 6-1 | 205

COLLEGE: BYU

HS: BRANHAM (SAN JOSE, CA)

BORN: 10/1/91, SAN JOSE, CA

NFL GP/GS: 1/0


TRANSACTIONS: Robertson Daniel signed a Reserve/Future contract with Baltimore on 1/4/17...Signed to the Ravens' practice squad on 11/8/16 after being waived from the active roster on 11/5/16...Elevated to Baltimore's 53-man roster on 10/22/16 after signing to the practice squad on 10/13/16...Signed to the Packers' practice squad on 9/18/15...Originally signed with Oakland as a RFA on 5/8/15.

PRO: 2016: (with Baltimore, Washington & Green Bay – 1/0) Saw action on special teams in his first-career NFL game with Baltimore at NYJ (10/23)...Signed with Baltimore's practice squad on 10/13 after being released by Washington on 10/11...Signed with the Redskins' practice squad on 10/3 after being released by Green Bay. **(2015: Green Bay – 0/0)** Spent the season on the Packers' practice squad.

COLLEGE: Played in 25 games (22 starts) in two seasons at BYU after transferring from De Anza Junior College...Registered 110 tackles (87 solo), 23 PD, 3 INTs, 3 FFs, 2 FRs and 1 sack...Transferred to BYU from De Anza Junior College (Cupertino, CA), where he was a first-team All-American and the team's MVP in 2011.

HIGH SCHOOL/PERSONAL: Attended Branham (San Jose, CA) HS, earning first-team All-Conference honors as a junior...Favorite athlete is LeBron James.

FIRST-YEAR PLAYERS



42

OTHA FOSTER
DEFENSIVE BACK | 6-0 | 205

COLLEGE: WEST ALABAMA
HS: VARNADO (ANGIE, LA)
BORN: 9/27/88, HATTIESBURG, MI
NFL GP/GS: 0/0

TRANSACTIONS: Otha Foster signed a Reserve/Future contract with the Ravens on 1/31/17...Spent 2014-16 in the CFL...Signed with the Chiefs as a RFA on 5/1/13.

PRO: 2016: (with Saskatchewan Roughriders – 18/18) Named the team's most outstanding player after recording 71 tackles, 3 sacks and 1 INT. **2015: (with Edmonton Eskimos – 17/17)** Started all 17 games at LB for the Eskimos, recording 57 tackles and 1 INT (which he returned 45 yards for a TD)...Helped the Eskimos win a Grey Cup Championship. **2014: (with Edmonton Eskimos – 16/16)** Posted 45 tackles, 5 special teams stops, 1 sack, 1 INT and 1 FF in his first year in the CFL. **2013: (with Kansas City – 0/0)** Spent the 2013 preseason with the Chiefs.

COLLEGE: Played in 24 games (all starts) in two years at West Alabama, recording 96 tackles (62 solo), 10 INTs, 19 PD and 2 FFs...Named first-team All-GSC after posting 54 tackles, 12 PD, 1 FR and a league-leading 6 INTs as a senior in 2012...Totaled 42 stops, 7 PD and 4 INTs as a junior in 2011...Prior to West Alabama, attended Pearl River Community College, where he recorded 125 tackles, 3 INTs and 5 PD in two seasons.

HIGH SCHOOL/PERSONAL: Prepped at Varnado (Angie, LA), where he was an All-State running back...Was in the Marine Corp for three years after high school, including two while he played at Pearl River Community College.



59

LAMAR LOUIS
LINEBACKER | 5-11 | 223

COLLEGE: LSU
HS: BREAUX BRIDGE (LA)
BORN: 10/23/93 BREAUX BRIDGE, LA
NFL GP/GS: 1/0

TRANSACTIONS: Lamar Louis signed his exclusive rights free agent tender with Baltimore on 5/12/17...Signed with the Ravens on 12/13/16...Signed with the Saints' practice squad on 11/1/16...Originally signed with the Cardinals as a RFA on 5/2/16.

PRO: 2016: (with Baltimore, New Orleans and Arizona – 1/0) Gameday inactive in the Ravens' final three games...Signed to New Orleans' practice squad on 11/1/16... Played on special teams in Arizona's season opener at New England (9/11).

COLLEGE: Appeared in 48 collegiate games (17 starts) at LSU, registering 97 tackles, 3 PD, 2 FRs and 1 FF...Played in 12 games (two starts) as a senior in 2015, tallying 30 tackles, including a season-high 9 tackles vs. Arkansas...Appeared in 12 contests, earning a career-best 10 starts as a junior in 2014...Posted 29 tackles (19 solo), 3 PD and 1 FF for the nation's No. 9 defense (316.8 ypg)...Saw action in all 13 games in 2013 and registered 25 tackles and a career-high 2 FRs...Played in 11 games as a true freshman in 2012, starting five of the last seven contests...Tallied 13 tackles, including a season-high 4 stops vs. Florida...Graduated with a degree in sports administration.

HIGH SCHOOL/PERSONAL: Named to ESPN's All-Louisiana football team as a senior after posting 293 rushing yards and 1 TD on offense and 37 tackles, 2 sacks, 1 INT and 1 FF on defense...Rated a four-star prospect by ESPN, *Rivals.com* and *Scout.com*.



81

RYAN MALLECK
TIGHT END | 6-4 | 249

COLLEGE: VIRGINIA TECH
HS: POINT PLEASANT (NJ)
BORN: 7/22/93, TEANECK, NJ
NFL GP/GS: 0/0


TRANSACTIONS: Ryan Malleck signed with the Ravens on 6/5/17...Signed with Pittsburgh on 2/22/17 prior to being released on 5/16/17...Signed with the Giants as a RFA on 5/6/16...Was waived (injured) on 9/3/16 after suffering a neck injury during practice.

PRO: 2016: (New York Giants – 0/0) Spent the 2016 preseason with the New York Giants...Suffered a neck injury in practice and was waived injured on 9/3/16.

COLLEGE: Appeared in 52 games (32 starts) over his four-year career at Virginia Tech...Key contributor on special teams and at tight end, recording 62 receptions for 658 yards (10.6 avg.) and 4 TDs...Started all 13 games as a senior in 2015, producing a career-high 289 receiving yards and 2 TDs on 21 receptions...As a junior in 2014, appeared in 12 games (all starts) and tallied 24 catches for 195 yards and 2 TDs...Redshirted the 2013 season after tearing his rotator cuff in the preseason...Played in all 13 games (seven starts) as a sophomore in 2012, catching 17 passes for 174 yards...One of just seven true freshman to see the field in 2012, competing primarily on special teams...Graduated with a degree in property management.

HIGH SCHOOL/PERSONAL: Prepped at Point Pleasant (NJ) HS, where he earned All-Northeast Region honors after posting 36 receptions for 652 yards and 7 TDs as a senior...Also tallied 63 tackles, 4 sacks, 18 PD and 3 INTs.

FIRST-YEAR PLAYERS



63

JARROD PUGHSLEY
GUARD | 6-4 | 320
COLLEGE: AKRON
HS: LIMA SENIOR (LIMA, OH)
BORN: 12/18/90, LIMA, OH
NFL GP/GS: 2/0

TRANSACTIONS: Jarrod Pughsley signed a Reserve/Future contract with Baltimore on 1/2/17...Signed with the Ravens' practice squad on 11/15/16...Elevated to Kansas City's 53-man roster on 12/8/15...Signed to the Chiefs' practice squad on 10/21/14...Originally signed with the Cowboys as a RFA on 5/12/14.

PRO: 2016: (with Baltimore and Kansas City – 0/0) Signed with Baltimore's practice squad on 11/15/16 after being released by the Chiefs on 11/8/16. **2015: (with Kansas City – 2/0)** Saw action on special teams in the Divisional Playoff at NE (1/6/16)...Gameday inactive in a 30-0 Wild Card win at Hou. (1/9/16)...Saw action on special teams vs. Oak. (1/3/16) and from scrimmage at guard in his first-career NFL game at Bal. (12/20)...Elevated to the 53-man roster from the practice squad on 12/8/15. **2014: (with Kansas City – 0/0)** Spent portions of the season on the Chiefs' practice squad.

COLLEGE: Appeared in 35 games (23 starts) at Akron, earning third-team All-MAC honors as a senior in 2013 after anchoring an offensive line that allowed just 2.25 sacks per game...Originally joined the Zips as a walk-on in 2009.

HIGH SCHOOL/PERSONAL: Prepped at Lima Senior (Lima, OH) HS, earning first-team All-Northwest District honors as a senior... **Last name is pronounced: PUGS-lee**



14

KEEAN REYNOLDS
WIDE RECEIVER | 5-10 | 185
COLLEGE: NAVY
HS: GOODPASTURE CHRISTIAN (MADISON, TN)
BORN: 12/13/93, ANTIOCH, TN
NFL GP/GS: 0/0

TRANSACTIONS: Keenan Reynolds signed an exclusive rights free agent tender with Baltimore on 4/26/17...Elevated to Baltimore's 53-man roster from the practice squad on 12/30/16...Originally drafted by the Ravens in the sixth round (182nd overall).

PRO: 2016: (with Baltimore Ravens – 0/0) Gameday inactive at Cin. (1/1/17) after spending the first 15 games on the Ravens' practice squad.

COLLEGE: Finished his Navy career with 88 rushing TDs, the most in NCAA Division-I history (includes FBS and FCS)...Totaled 4,559 career rushing yards, which rank as the most in NCAA history by a QB...Holds the school record for points responsible for (716), career wins (32) and career TD passes (31)...Earned All-AAC first-team honors and finished fifth in the Heisman Trophy as a senior in 2015 after posting 1,373 yards and 24 rushing TDs (second in the country) on 265 carries and completing 61 of 115 passes for 1,203 yards and 8 TDs...Named the FBS Independent Offensive Player of the Year in 2013 and 2014, tallying a combined 2,537 yards and 54 TDs on the ground and 1,900 passing yards in the two seasons...Earned FBS Independent Rookie of the Year in 2012, totaling 898 passing yards and 649 rushing yards, adding 10 rushing TDs.

HIGH SCHOOL/PERSONAL: Prepped at Goodpasture Christian (Madison, TN), where he played football and track...Two-time All-State football selection and district MVP.



68

MATT SKURA
CENTER | 6-3 | 313
COLLEGE: DUKE
HS: WORTHINGTON KILBOURNE (COLUMBUS, OH)
BORN: 2/17/93, COLUMBUS, OH
NFL GP/GS: 0/0

TRANSACTIONS: Matt Skura signed a Reserve/Future contract with Baltimore on 1/2/17...Signed to Baltimore's practice squad on 9/6/16...Originally signed with the Ravens as a RFA on 5/6/16.

PRO: 2016: (with Baltimore Ravens – 0/0) Spent the entire season on the Ravens' practice squad.

COLLEGE: Appeared in 50 games, with 40-consecutive starts to close his career...Named second-team All-American by *USA Today*, fourth-team All-American by *Phil Steele* and first-team All-ACC by the *Atlantic Coast Sport Media Association* as a senior in 2015 after helping Duke rank third in total offense (5,712 yards) in the ACC...Started all 13 games at center as a junior in 2014 and helped the offense rise to No. 2 in the conference in fewest sacks allowed per game (1.0)...Part of an offense that set a school single-season record for total yards (5,966) and points (459) as a redshirt sophomore in 2013...Saw action in 10 games as a redshirt freshman...Graduated with a degree in psychology and a certificate in human development from Duke.

HIGH SCHOOL/PERSONAL: Prepped at Worthington Kilbourne (Columbus, OH) HS, where as a senior, he was named first-team All-Metro and first-team All-Conference by *The Columbus Dispatch*... **Last name is pronounced: SKUR-uh**

UNDRAFTED ROOKIE FREE AGENTS



88

QUINCY ADEBOYEJO
WIDE RECEIVER | 6-3 | 197
COLLEGE: MISSISSIPPI
HS: CEDAR HILL (TX)
BORN: 5/26/95, CEDAR HILL, TX
COLLEGE GP/GS: 51/27

TRANSACTIONS: Quincy Adeboyejo signed with the Ravens as a RFA on 5/5/17.

COLLEGE: Played in 51 games (27 starts) at Ole Miss, recording 106 receptions for 1,454 yards (13.7 avg.) and 11 TDs...Finished his Rebels' career ranked in the Top 20 in receptions and tied for 11th in TD catches...Played in 12 games (11 starts) as a senior in 2016, posting 35 catches for 456 yards and 1 TD...Had 4 catches for 76 yards against No. 15 Auburn...Posted his best season as a junior in 2015, recording career highs in receptions (38), receiving yards (604) and receiving TDs (7)...His 7 TDs ranked fifth in the SEC...Helped the Rebel offense break several single-season school records, including total yards, points, touchdowns and passing yards...Secured 5 passes for a career-high 120 yards and 3 TDs vs. Fresno State...Played in every game (five starts) at slot receiver in 2014...Tallied 26 receptions for 313 yards and 2 TDs...Appeared in all 13 games (two starts) as a freshman in 2013 and recorded 7 catches for 81 yards...Majored in general studies at Mississippi.

HIGH SCHOOL/PERSONAL: Prepped at Cedar Hill (TX) HS, where he was an AP All-State honorable mention honoree after recording 91 catches for 1,265 yards and 17 TDs as a senior, helping lead the team to a Texas Class 5A Division 2 state title game...**Last name is pronounced: add-ah-BOY-joe**



3

KENNY ALLEN
PUNTER | 6-3 | 223
COLLEGE: MICHIGAN
HS: FENTON (MI)
BORN: 7/8/94, FENTON, MI
COLLEGE GP/GS: 32/0

TRANSACTIONS: Kenny Allen signed with the Ravens as a RFA on 5/5/17.

COLLEGE: Appeared in 32 career games for the Wolverines, seeing action at both punter and kicker...Connected on 37 of 45 FG attempts (82.2%), including a long FGM of 51 yards, and hit on 99 of 99 PATs...Punted 56 times for 2,448 yards to produce a 43.7 gross average, with 24 boots inside the 20 and a long of 67...Connected on 19 of 23 FGAs (82.6%) and all 53 PATs as a senior in 2016, earning honorable mention All-Big Ten honors...As a punter, he was a second-team All-Big Ten honoree by booting 54 punts for 2,340 yards (43.3 avg.), including 24 inside the 20 and 18 from 50-plus yards...As a junior, he hit 18 of 22 FGAs (81.8%) and all 46 PATs to earn third-team (media) and honorable mention (coaches) All-Big Ten honors...Only punted once for 57 yards that season...Solely handled kickoff duties as a junior in 2014 and registered 1 punt for 51 yards as a sophomore in 2013...Redshirted his true freshman season (2012)...A 2016 Academic All-Big Ten honoree, Allen graduated with a degree in general studies.

HIGH SCHOOL/PERSONAL: Prepped at Fenton (MI) HS, where he was a two-year letterman in football and earned All-District honors as a punter his senior year...Also participated in basketball and soccer.



95


RANDY ALLEN
LINEBACKER | 6-1 | 243
COLLEGE: SOUTH ALABAMA
HS: INDERKUM (SACRAMENTO, CA)
BORN: 8/4/93, NATOMAS, CA
COLLEGE GP/GS: 25/13

TRANSACTIONS: Randy Allen signed with the Ravens as a RFA on 5/15/17.

COLLEGE: Transferred from College of San Mateo (CA) to South Alabama, where he appeared in 25 games (13 starts), tallying 76 tackles (42 solo), 12 sacks (-92 yards) and 20 TFL...Earned first-team All-Sun Belt honors as a senior in 2016 after recording 73 tackles (40 solo) and finishing first on the team and second in the Sun Belt conference in both sacks (12) and TFL (19)...Tallied a season-best 3 sacks (-21 yards) in a 35-28 win vs. New Mexico State...Posted 2 tackles and 2 FFs in a 41-40 overtime win vs. Nicholls State...Appeared in all 12 games as a junior in 2015, playing primarily on special teams and posting 3 tackles, including 1 for loss...At College of San Mateo (CA), he earned first-team All-Bay 6 Conference honors as a linebacker in 2014, collecting a total of 42 tackles, including 9.5 sacks and 17.5 TFL...Redshirted in 2013 after appearing in just two games and recording an assisted tackle as a freshman in 2012...Majored in interdisciplinary studies at South Alabama.

HIGH SCHOOL/PERSONAL: Prepped at Inderkum (Sacramento, CA) HS, where he recorded 85 tackles as a senior, including 3.5 sacks...Also added 2 TDs on FRs.

UNDRAFTED ROOKIE FREE AGENTS



8

AARON BAILEY
WIDE RECEIVER | 6-1 | 228
COLLEGE: NORTHERN IOWA
HS: BOLINGBROOK (IL)
BORN: 11/30/94, BOLINGBROOK, IL
COLLEGE GP/GS: 35/18

TRANSACTIONS: Aaron Bailey signed with the Ravens as a RFA on 5/15/17.

COLLEGE: Played QB during college, spending his final two seasons at Northern Iowa after playing his first two years at Illinois...Appeared in 21 games (18 starts) at NIU, completing 191 of 356 passes for 2,538 yards and 19 TDs...Also carried the ball 381 times for 1,760 yards...Started six games as a senior in 2016, recording 882 passing yards and 6 TDs, adding 426 rushing yards and 6 scores on the ground before suffering an injury...Named MVFC Newcomer of the Year and earned All-MVFC second-team honors in 2015 after appearing in all 14 games (12 starts) and setting both school and MVFC records for rushing yards (1,334) and rushing TDs (25) by a QB...Registered 1,334 ground yards on 257 carries (5.2 avg.), finishing the year ranked No. 5 in the FCS in rushing TDs and No. 11 in rushing yards...Also recorded 1,656 yards and 19 TDs on 121-of-220 passing...Played in 14 games in his two seasons at Illinois, completing 13 of 27 passes for 122 yards and 2 TDs...Rushed for 203 yards on 52 carries, including a season-high 75 yards vs. Wisconsin in 2014.

HIGH SCHOOL/PERSONAL: Earned All-State honors as a junior in 2011, rushing for just under 2,000 yards and leading Bolingbrook (IL) HS to a state championship.



83

C.J. BOARD
WIDE RECEIVER | 6-0 | 178
COLLEGE: TENNESSEE-CHATTANOOGA
HS: WEST CREEK (CLARKSVILLE, TN)
BORN: 12/12/93, CLARKSVILLE, TN
COLLEGE GP/GS: 51/47

TRANSACTIONS: C.J. Board signed with the Ravens as a RFA on 5/5/17.

COLLEGE: Appeared in 51 games (47 starts), recording 2,032 receiving yards on 146 receptions, which rank fifth and sixth in school history, respectively...Also tallied 10 receiving TDs...Registered 42 PRs for 438 yards and 9 KORs for 147 yards...Produced a career-high and team-leading 725 yards on 46 catches and 5 TDs as a senior in 2016, adding 25 PRs for 212 yards (8.5 avg.), including a career-long 72-yarder...Led the team with 42 catches for 507 yards and 2 TDs as a junior...Also named second-team All-SoCon as a punt returner after registering 180 yards on 13 punt returns (13.8 avg.)...Earning second-team All-SoCon honors by the league's coaches as a sophomore, he finished second on the team with 507 catches and 2 TDs...Notched a 66-yard TD grab on the first play 19 seconds into the game at The Citadel, which stands as the fastest TD in UTC's Division-I history...Registered 23 receptions for 213 yards as a freshman in 2013...Graduated with a civil engineering degree.

HIGH SCHOOL/PERSONAL: Prepped at West Creek (Clarksville, TN) HS, where he earned Tennessee All-State honors as a junior after tallying 817 receiving yards and 10 TDs on 48 catches...Was also an All-District selection in basketball and baseball.



53

BAM BRADLEY
INSIDE LINEBACKER | 5-11 | 237
COLLEGE: PITTSBURGH
HS: TROTWOOD-MADISON (TROTWOOD, OH)
BORN: 6/26/94, DAYTON, OH
COLLEGE GP/GS: 48/8

TRANSACTIONS: Bam Bradley signed with the Ravens as a RFA on 5/5/17.

COLLEGE: Saw action in 48 games (eight starts) at Pitt, totaling 106 tackles (72 solo), 17 TFL (-63 yards), 4 sacks, 1 INT and 1 FR...As a senior in 2016, tallied 29 tackles, including 5.5 TFL with 1 sack...Totaled 33 tackles, including 5 TFL and 1 sack, and 1 FF his junior year...Registered 36 tackles, including 4 TFL and 2 sacks, and posted 1 INT as a sophomore...Tallied 4 tackles and 1 sack against Houston in the Armed Forces Bowl...Posted 8 stops, including 2.5 TFL, and 1 FR as a redshirt freshman...Redshirted his true freshman season when he earned Big East All-Academic Football Team honors...Graduated with a bachelor's degree in economics.

HIGH SCHOOL/PERSONAL: Prepped at Trotwood-Madison (Trotwood, OH) HS, where he was a two-time All-Ohio Division II honoree and the Ohio Southwest District Division II Defensive Player of the Year (2012)...Compiled 60 tackles, 5 INTs (returning 2 for TDs) and 2 FRs as a senior...Has nine brothers and four sisters...Older brother, Nicholas Grigsby, was a LB at Pitt from 2011-15...Another brother, Chris Wright, was a standout basketball player at Dayton...Full name is George L. Bradley II...Attended the same high school as Ravens LBs coach, Don Martindale.

UNDRAFTED ROOKIE FREE AGENTS



40

DANIEL HENRY
SAFETY | 6-0 | 192
COLLEGE: NEW MEXICO
HS: LA JOLLA COUNTRY DAY (SAN DIEGO, CA)
BORN: 8/30/94, SAN DIEGO, CA
COLLEGE GP/GS: 28/25

TRANSACTIONS: Daniel Henry signed with the Ravens as a RFA on 5/5/17.

COLLEGE: Appeared in 28 career games (25 starts) at New Mexico, recording 149 tackles (93 solo), 5.5 TFL (-17 yards), 10 PD, 4 FFs, 2 FRs and 1 sack...As a redshirt senior in 2016, he posted 65 tackles (42 solo), 2.5 TFL (-6 yards), 6 PD and 2 FFs en route to earning honorable mention All-Mountain West honors...Also named New Mexico's Colonel H.J. Golightly Defensive MVP...Notched a season-high 8 tackles vs. Hawaii...Played in all 13 games (12 starts) as a junior in 2015 and recorded a career-high 72 tackles (48 solo), 3 TFL (-11 yards), 2 FFs and 2 FRs...His 72 tackles ranked second on the team...Posted a career-high 12 tackles, adding 1 TFL and 1 PD vs. San Jose State...Earned a medical redshirt in 2014 after suffering a torn labrum in the second game...Played at Iowa Western in 2013, earning All-Midwest Football Conference honors with 46 tackles, 2.5 TFL, 1 INT, 2 FFs, 1 FR and 9 PD...Played one season at Weber State, appearing in 11 games as a true freshman in 2012...Earned a degree in business administration and is currently working on his MBA.

HIGH SCHOOL/PERSONAL: Prepped at La Jolla Country Day (San Diego, CA), where he earned All-Coastal League honors as a CB in 2011.



43

JAYLEN HILL
CORNERBACK | 5-10 | 178
COLLEGE: JACKSONVILLE STATE
HS: MARIETTA (MARIETTA, GA)
BORN: 5/26/94, ATLANTA, GA
COLLEGE GP/GS: 48/39

TRANSACTIONS: Jaylen Hill signed with the Ravens as a RFA on 5/24/17.

COLLEGE: Appeared in 48 games at Jacksonville State, recording 39-consecutive starts to end his career...Posted 126 tackles (97 solo), 13 INTs, 27 PD and 1 FR...Hill's 13 INTs stand as the most in JSU's Division-I history (since 1996) and are tied for the second-most in a career in school history...Garnered *Associated Press* FCS third-team All-American honors and first-team All-OVC as a senior in 2016 after registering 32 tackles (23 solo), 13 PD and a conference-leading 6 INTs...Led the Ohio Valley Conference with 181 INT return yards, including a 60-yard return for a TD vs. Eastern Kentucky...Started all 15 games as a junior in 2015, tallying 37 tackles (29 solo), 7 PD, 1 FR and 4 INTs, including 2 picks in the FCS playoffs...Played in 12 games (all starts) as a sophomore in 2014, when he posted a career-high 52 tackles (40 solo), 3 INTs and 7 PD...Registered 5 tackles (all solo) as a redshirt freshman in 2013...Redshirted his true freshman season at Jacksonville State...Majored in business management.

HIGH SCHOOL/PERSONAL: Prepped at Marietta (GA) HS, where he tallied 66 tackles, 4 sacks, 2 FRs and 2 INTs as a senior...Also played basketball.



70

ROUBBENS JOSEPH
TACKLE | 6-4 | 312
COLLEGE: BUFFALO
HS: COMMERCE (SPRINGFIELD, MA)
BORN: 12/21/94, SPRINGFIELD, MA
COLLEGE GP/GS: 20/15

TRANSACTIONS: Roubbens Joseph signed with the Ravens as an RFA on 5/15/17.

COLLEGE: Played in 20 games (15 starts) in two years at Buffalo after transferring from Hudson Valley Community College...Started all 12 games at LT as a senior in 2016, blocking for RB Jordan Johnson and helping him accumulate 1,040 yards...Protected QB Tyree Jackson, allowing him to throw for a season-high 302 yards vs. Ohio...Anchored an offensive line that helped Johnson post a career-high 282 yards and 2 TDs in a 41-20 victory vs. Akron...Helped Johnson notch 114 yards in the season-opening game...Appeared in eight games (three starts) at guard in 2015...Earned his first-career start in an 18-17 victory vs. Kent State, protecting QB Joe Licata, who threw for 190 yards and 2 TDs...In his second-consecutive start, played on an offensive line that helped Licata register a season-high 354 passing yards vs. Northern Illinois...Played in 12 games (10 starts) at HVCC prior to transferring to Buffalo...Recorded all 10 of his starts as a sophomore in 2014, helping lead Hudson Valley to the Salt City Bowl...Majored in sociology at Buffalo.

HIGH SCHOOL/PERSONAL: Prepped at Commerce (Springfield, MA) HS, where he earned All-League and All-Western Massachusetts honors as a senior.

UNDRAFTED ROOKIE FREE AGENTS




60

BRANDON KUBLANOW
CENTER | 6-2 | 300
COLLEGE: GEORGIA
HS: WALTON (MARIETTA, GA)
BORN: 4/5/95, ATLANTA, GA
COLLEGE GP/GS: 48/39

TRANSACTIONS: Brandon Kublanow signed with the Ravens as a RFA on 5/5/17.

COLLEGE: Named one of four captains as a senior, starting the final 39-straight games of his career, including all 13 in 2016...Was named by league coaches as a preseason second-team All-SEC selection and earned his second Hugh Hendrix Memorial Award for being a player who most strains his potential following the 2016 spring practice...Started all 13 games as a junior in 2015, earning AP All-SEC second-team honors and the Frank Sinkwich Toughness Award...Was a recipient of the Hugh Hendrix Memorial Award and the UGA J. Reid Parker Director of Athletics Honor Roll...Started all 13 contests for the Bulldogs as a sophomore (2014), helping the team rush for 257.8 yards per game, which ranked first in the SEC...Played in nine games as a freshman...Graduated with a real estate degree from Georgia.

HIGH SCHOOL/PERSONAL: Attended Walton (Marietta, GA) and earned *PrepStar* All-America Team honors...Was a *Rivals.com* four-star player, the No. 2 center in the country, No. 15-overall prospect in Georgia and the No. 155-overall prospect nationally...Was an *Atlanta Journal-Constitution* Super 11 pick and Class 6A All-State first-teamer...Also played defensive tackle for Walton.



47

BOSEKO LOKOMBO
LINEBACKER | 6-2 | 231
COLLEGE: OREGON
HS: W.J. MOUAT (ABBOTSFORD, B.C.)
BORN: 10/15/90, DEM. REP. OF THE CONGO
COLLEGE GP/GS: 53/27

TRANSACTIONS: Boseko Lokombo signed a Reserve/Future Contract with the Ravens on 1/31/17...Prior to joining Baltimore, he played three seasons with the CFL's B.C. Lions, appearing in 43 games and tallying 33 tackles from scrimmage and 40 special teams stops...Was named a West Division special teams All-Star in 2015.

COLLEGE: Appeared in 53 games (27 starts) at Oregon, totaling 171 tackles (100 solo), 5 INTs, 16 PD, 3 FFs and 5 FRs...Started all 13 games as a senior in 2013 and recorded a career-best 63 tackles, 2 PD, 1 FF and 1 FR...Posted 39 tackles (26 solo) as a first-year starter in 2012, adding 6 PD, 2 INTs and 1 FR...Following the 2012 season, he was selected in the third round of the 2013 CFL Draft by the B.C. Lions, but elected to return for his senior year...In 2011, recorded 33 stops, 2 INTs and scored 3 TDs, notching 2 TDs off QB thefts (107 total INT yards) and 1 off a blocked FG...Posted 36 tackles (20 solo) and a career-high 3 FRs as a redshirt freshman...Redshirted his true freshman season...Majored in journalism.

HIGH SCHOOL/PERSONAL: Prepped at W.J. Mouat (Abbotsford, British Columbia) HS, where he posted 1,556 rushing yards and 22 TDs on offense, also adding 47 tackles and 4 INTs on defense as a senior...Born in the Congo, but moved to Montreal in 1996...**Name is pronounced: bo-SAY-ko LO-kom-bo**



33

TAQUAN MIZZELL
RUNNING BACK | 5-10 | 192
COLLEGE: VIRGINIA
HS: BAYSIDE (VIRGINIA BEACH, VA)
BORN: 10/21/93, VIRGINIA BEACH, VA
COLLEGE GP/GS: 46/22

TRANSACTIONS: Taquan Mizzell signed with the Ravens as a RFA on 5/5/17.

COLLEGE: Saw action in 46 career games (22 starts) to finish his career as the only player in ACC history with 1,500-plus rushing and 1,500-plus career receiving yards...Recorded 2,075 career rushing yards, 1,560 receiving yards and 683 KOR yards...Ranks No. 2 all time at UVA with 195 receptions, which are the most ever by an ACC running back...Had at least 1 catch in 45-straight games to end his career...Named All-ACC honorable mention in 2016 after playing in all 12 games (11 starts) as a senior...Had a career-high 944 rushing yards and 5 rushing TDs, adding 52 receptions for 404 yards and 2 TDs...Earned third-team All-ACC honors in 2015 after recording 671 rushing yards and 4 TDs, adding 75 receptions for 721 receiving yards (new record by an ACC running back) and 4 TDs...Played in 12 games in 2014, rushing 64 times for 280 yards and 2 TDs, adding 39 receptions for 271 yards...Played in 10 games as a freshman and recorded 45 carries for 184 yards and 1 TD, adding 29 receptions for 164 yards and 1 TD...Graduated with an anthropology degree...**Last name is pronounced: MY-zell**

HIGH SCHOOL/PERSONAL: Prepped at Bayside (Virginia Beach, VA) HS, where he was a five-star recruit by *Rivals.com* and the No. 5 running back in his class.

UNDRAFTED ROOKIE FREE AGENTS



44

RICKY ORTIZ
FULLBACK | 6-0 | 233
COLLEGE: OREGON STATE
HS: MATER DEI (SANTA ANA, CA)
BORN: 4/15/94, CORONA, CA
COLLEGE GP/GS: 45/8

TRANSACTIONS: Ricky Ortiz signed with the Ravens as a RFA on 5/5/17.

COLLEGE: Played in 45 games at Oregon State, making eight starts at three different positions: tight end (six), fullback (one) and linebacker (one)...Was also a standout performer on special teams coverages...As a senior, switched to TE/H-back after playing LB the previous year...Went on to record 5 receptions for 34 yards and 1 TD while adding 8 special teams tackles...Recorded 28 tackles, including 3.5 TFL with 1 sack, and 1 INT as a junior LB...Played FB as a sophomore in 2014, posting 12 catches for 90 yards and leading Oregon State with 11 ST tackles...Played mostly on special teams as a redshirt freshman in 2013 after moving from TE to FB...Redshirted his true freshman season in 2012...Was a three-time Pac-12 Academic All-Conference honoree...Graduated with an agricultural sciences degree from OSU.

HIGH SCHOOL/PERSONAL: Prepped at Mater Dei (Santa Ana, CA) HS, where he was a three-year letterman at LB and FB...Earned first-team All-Trinity honors as a junior and senior and was named team Defensive MVP as a senior...Plans to grow and distribute avocados following his football career...In 2014, was one of 12 OSU players to attend a Special Forces leadership program at Camp Williams in Utah.



7

TIM PATRICK
WIDE RECEIVER | 6-4 | 212
COLLEGE: UTAH
HS: UNIVERSITY CITY (SAN DIEGO, CA)
BORN: 11/23/93, SAN DIEGO, CA
COLLEGE GP/GS: 22/14

TRANSACTIONS: Tim Patrick signed with the Ravens as a RFA on 5/5/17.

COLLEGE: Appeared in 22 career games (14 starts) at Utah, recording 61 receptions for 888 yards (14.6 avg.) and 5 TDs...As a senior in 2016, led the team in receptions (45), receiving yards (711) and TD catches (5)...Finished ninth in the Pac-12 in receiving yards per game (59.2) and sixth in yards per catch (15.8)...Recorded 6 receptions for 100 yards and scored the game-winning TD with :16 seconds remaining vs. USC...Posted a season-high 121 receiving yards on 6 catches, adding 1 TD at San Jose State...Played briefly in one game in 2015 before missing the remainder of the season with an injury...Appeared in the first nine games (four starts) in his first season at Utah (2014), posting 16 receptions for 177 yards...Hauled in 3 catches for 21 yards prior to suffering a season-ending injury against Oregon...Prior to Utah, he spent time at Grossmont College, where he garnered first-team All-Pacific Coast Athletic Conference honors in 2013 after posting 53 receptions for 964 yards and 8 TDs...Earned bachelor's degrees in sociology and human development and family studies.

HIGH SCHOOL/PERSONAL: Prepped at University City (San Diego, CA) HS, where he was named All-League and team MVP in football and basketball...Also ran track.



58


DONALD PAYNE
LINEBACKER | 5-11 | 226
COLLEGE: STETSON
HS: LANDMARK CHRISTIAN (GA)
BORN: 7/12/94, FAYETTEVILLE, GA
COLLEGE GP/GS: 44/43

TRANSACTIONS: Donald Payne signed with the Ravens as a RFA on 5/5/17.

COLLEGE: Saw action in 44 career games (43 starts) at Stetson, where he was a four-year captain, four-time first-team All-Pioneer Football League selection, three-time All-American and three-time PFL Defensive Player of the Year (2014-16)...Recorded 538 tackles (344 solo), 65.5 TFL (-296 yards), 14 sacks (-110 yards), 9 INTs, 42 PD, 7 FFs and 8 FRs...His 538 career tackles rank third all time in Division-I (FBS/FCS) history...Started all 10 games he appeared in as a senior in 2016, posting 114 tackles (83 solo), 14.5 TFL (-59 yards), 3 sacks (-22 yards), 1 INT, 2 PD, 3 FFs and 2 FRs...Started all 11 contests for the Hatters in 2015 and led the team and league with 126 tackles (96 solo), adding 16 TFLs (-58 yards), 1 sack, 2 INTs, 14 PD and 1 FR...Tallied a season-high 17 tackles vs. Campbell...Recorded career highs in tackles (185, which led all of NCAA football at all levels), TFL (19) and sacks (5.5) as a sophomore in 2014...Named the PFL Defensive Freshman of the Year in 2013...Earned a degree in finance...Is the first Stetson player to sign with an NFL team in the modern era.

HIGH SCHOOL/PERSONAL: Prepped at Landmark Christian School (GA), where he played safety and RB for four years...Was also a three-year letterman in baseball.

UNDRAFTED ROOKIE FREE AGENTS



91

PATRICK RICARD
DEFENSIVE END | 6-3 | 304
COLLEGE: MAINE
HS: DAVID PROUTY (SPENCER, MA)
BORN: 5/27/94, SPENCER, MA
COLLEGE GP/GS: 44/30

TRANSACTIONS: Patrick Ricard signed with the Ravens as a RFA on 5/5/17.

COLLEGE: Appeared in 44 games at Maine, posting 208 tackles, 47.5 TFL, 18 sacks, 11 PD, 3 FFs, 1 FR and 2 blocked kicks...As a senior in 2016, earned All-Colonial Athletic Association (CAA) first-team honors after racking up 50 tackles, 15.5 TFL and 5.5 sacks...Was also tabbed a STATS FCS All-American third-team selection and earned a place on the Division-I FCS All-Star team...During his junior campaign, he was named to the CAA All-Conference first team and earned ECAC D-I Football Championship Subdivision All-Star second-team honors...Posted 53 tackles on the year, leading the CAA in TFL (16.5) and ranking sixth in the league in sacks (7)... Added 3 FFs and 2 PD...As a sophomore, recorded 46 tackles, 9.5 TFL, 4.5 sacks, 6 PD and a blocked kick...Earned *College Sports Journal* FCS All-Freshman second-team honors as a redshirt freshman in 2013, tallying 59 tackles, 6 TFL, 1 sack and 1 FR...Redshirted as a true freshman...Was an economics major at Maine.

HIGH SCHOOL/PERSONAL: Prepped at David Prouty (Spencer, MA), where he was a two-time Division II Defensive MVP and helped the team win two league titles, in addition to a 2009 Super Bowl Championship.



76

MAURQUICE SHAKIR
GUARD | 6-4 | 313
COLLEGE: MIDDLE TENNESSEE STATE
HS: PALISADES CHT. (PACIFIC PALISADES, CA)
BORN: 10/14/93, LOS ANGELES, CA
COLLEGE GP/GS: 26/25

TRANSACTIONS: Maurquice Shakir signed with the Ravens as a RFA on 5/5/17.

COLLEGE: Playing in 26 career games (25 starts) at MTSU, he twice (2015 & 2016) earned honorable mention All-Conference USA honors...Tabbed third-team All-Conference by *Phil Steele* as a senior, when he started 13 games and was part of an offense that produced the C-USA's most pass attempts, yet allowed the fewest sacks...Also helped the team register a 1,000-yard rusher, 1,000-yard receiver and set single-season records in points, TDs and total yards...Started 12 games as a junior, with the Blue Raider attack setting single-season records in total offense, scoring and passing yards...Also helped MTSU post a 4,000-yard passer and two 1,000-yard receivers in a season for the first time...Redshirted his first year at MTSU...Prior to that, was enrolled at Santa Monica College, where he helped lead the team to an 8-2 record in 2013 and 9-2 mark in 2012...Started 21 games at SMC...Earned a liberal arts degree and started pursuing a degree in communication in the spring of 2017.

HIGH SCHOOL/PERSONAL: Prepped at Palisades Charter (Pacific Palisades, CA) HS, starting all 13 games as a senior...Led the team in pancake blocks and earned first-team All-City and All-District honors...Was city runner-up for O-Lineman of the Year.



6

TIM WHITE
WIDE RECEIVER | 5-10 | 181
COLLEGE: ARIZONA STATE
HS: HART (SANTA CLARITA, CA)
BORN: 7/15/94, SANTA CLARITA, CA
COLLEGE GP/GS: 25/17

TRANSACTIONS: Tim White signed with the Ravens as a RFA on 5/5/17.

COLLEGE: In 25 games (17 starts) at ASU, compiled 3,381 all-purpose yards (135.2 ypg) in just two years after playing two seasons and redshirting another at College of the Canyons...As a senior in 2016, produced a team-high 713 receiving yards and 2 TDs on 56 receptions, adding 33 KORs for 709 yards and 20 PRs for 254 yards and 1 TD...Set the single-season school record with 972 KOR yards on 36 attempts (27.0 avg.), including a 100-yard KOR-TD, in 2015...Added 57 receptions for 633 yards and a team-high 8 receiving TDs...Competed in the long jump and the triple jump at Arizona State, placing fourth in the triple jump in the 2016 NCAA Track & Field Championships and participating in the 2016 U.S. Olympic Track & Field Trials...In his two playing seasons at College of the Canyons, he tallied 101 catches for 1,531 yards and 18 TDs and returned 33 kicks for 894 yards and 1 TD...Also set the school long jump record (23-11.75) and triple jump record (15.0 meters)...Majored in communications at ASU.

HIGH SCHOOL/PERSONAL: Named Hart (Santa Clarita, CA) HS Male Athlete of the Year after earning All-CIF-SS North honors as a defensive back and finishing second in the CIF State Track and Field Championships in the triple jump as a senior.


ALPHABETICAL ROSTER

No.	Name	Pos.	Ht.	Wt.	Birthdate	Exp.	College	Hometown
88	Adeboyejo, Quincy	WR	6-3	197	5/26/95	R	Mississippi	Cedar Hill, TX
37	Allen, Javorius	RB	6-0	222	8/27/91	3	Southern California	Tallahassee, FL
3	Allen, Kenny	P	6-3	223	7/8/94	R	Michigan	Fenton, MI
95	Allen, Randy	LB	6-1	243	8/4/93	R	South Alabama	Sacramento, CA
8	Bailey, Aaron	WR	6-1	228	11/30/94	R	Northern Iowa	Bolingbrook, IL
85	Bell, Kenny	WR	6-1	188	2/25/92	2	Nebraska	Boulder, CO
45	Beyer, Brennen	OLB	6-4	263	11/25/92	1	Michigan	Canton, MI
83	Board, C.J.	WR	6-0	178	12/12/93	R	Tennessee-Chattanooga	Clarksville, TN
54	Bowser, Tyus	OLB	6-3	240	5/23/95	R	Houston	Tyler, TX
35	Boykin, Brandon	CB	5-10	173	7/13/90	6	Georgia	Fayetteville, GA
86	Boyle, Nick	TE	6-4	270	2/17/93	3	Delaware	Sussex, NJ
53	Bradley, Bam	ILB	5-11	237	6/26/94	R	Pittsburgh	Trotwood, OH
61	Broxton, Jarell	G	6-3	333	3/27/93	1	Baylor	Gaithersburg, MD
12	Campanaro, Michael	WR/RS	5-9	191	1/25/91	4	Wake Forest	Clarksville, MD
26	Canady, Maurice	CB	6-1	193	5/26/94	2	Virginia	Richmond, VA
24	Carr, Brandon	CB	6-0	210	5/19/86	10	Grand Valley State	Flint, MI
36	Clark, Chuck	S	6-0	210	4/19/95	R	Virginia Tech	Suffolk, VA
51	Correa, Kamalei	LB	6-3	241	4/27/94	2	Boise State	Honolulu, HI
46	Cox, Morgan	LS	6-4	235	4/26/86	8	Tennessee	Collierville, TN
31	Daniel, Robertson	CB	6-1	205	10/1/91	1	BYU	San Jose, CA
94	Davis, Carl	DT	6-5	321	3/2/92	3	Iowa	Detroit, MI
30	Dixon, Kenneth	RB	5-10	223	1/21/94	2	Louisiana Tech	Strong, AR
71	Eluemunor, Jermaine	G/T	6-4	338	12/13/94	R	Texas A&M	London, England
5	Flacco, Joe	QB	6-6	245	1/16/85	10	Delaware	Audubon, NJ
42	Foster, Otha	DB	6-0	205	9/27/88	1	West Alabama	Angie, LA
80	Gillmore, Crockett	TE	6-6	266	11/16/91	4	Colorado State	Bushland, TX
40	Henry, Daniel	S	6-0	192	8/30/94	R	New Mexico	San Diego, CA
69	Henry, Willie	DT	6-3	308	3/20/94	2	Michigan	Cleveland, OH
43	Hill, Jaylen	CB	5-10	178	5/26/94	R	Jacksonville State	Marietta, GA
29	Humphrey, Marlon	CB	6-0	197	7/8/96	R	Alabama	Hoover, AL
74	Hurst, James	T	6-5	317	12/17/91	4	North Carolina	Plainfield, IN
23	Jefferson, Tony	S	5-11	215	1/27/92	5	Oklahoma	Chula Vista, CA
66	Jensen, Ryan	G/C	6-4	319	5/27/91	4	Colorado State-Pueblo	Fort Morgan, CO
70	Joseph, Roubbens	T	6-4	312	12/21/94	R	Buffalo	Springfield, MA
99	Judon, Matthew	OLB	6-3	263	8/15/92	2	Grand Valley State	West Bloomfield, MI
92	Kaufusi, Bronson	DE	6-6	285	7/6/91	2	BYU	Provo, UT
4	Koch, Sam	P	6-1	222	8/13/82	12	Nebraska	Seward, NE
60	Kublanow, Brandon	C	6-2	300	4/5/95	R	Georgia	Atlanta, GA
41	Levine Sr., Anthony	DB/LB	5-11	209	3/27/87	6	Tennessee State	Winston-Salem, NC
72	Lewis, Alex	G/T	6-6	315	4/21/92	2	Nebraska	Tempe, AZ
47	Lokombo, Boseko	LB	6-2	231	10/15/90	R	Oregon	Abbotsford, British Columbia
59	Louis, Lamar	ILB	5-11	223	10/2/93	1	LSU	Breaux Bridge, LA
18	Maclin, Jeremy	WR	6-0	198	5/11/88	9	Missouri	Kirkwood, MO
81	Malleck, Ryan	TE	6-4	249	7/22/93	1	Virginia Tech	Point Pleasant, NJ
15	Mallett, Ryan	QB	6-6	250	6/5/88	7	Arkansas	Texarkana, TX
13	Matthews, Chris	WR	6-5	241	10/6/89	3	Kentucky	Los Angeles, CA
16	Mayle, Vince	WR	6-2	247	6/12/91	2	Washington State	Sacramento, CA
50	McClellan, Albert	LB	6-2	250	6/4/86	7	Marshall	Lakeland, FL
33	Mizzell, Taquan	RB	5-10	192	10/21/93	R	Virginia	Virginia Beach, VA
10	Moore, Chris	WR	6-1	204	6/16/93	2	Cincinnati	Tampa, FL
57	Mosley, C.J.	ILB	6-2	250	6/19/92	4	Alabama	Mobile, AL
67	Nembot, Stephane	T	6-6	320	12/7/91	2	Colorado	Douala, Cameroon
48	Onwuasor, Patrick	ILB	6-0	227	8/22/92	2	Portland State	Inglewood, CA
44	Ortiz, Ricky	FB	6-0	233	4/15/94	R	Oregon State	Corona, CA
7	Patrick, Tim	WR	6-4	212	11/23/93	R	Utah	San Diego, CA
58	Payne, Donald	ILB	5-11	226	7/12/94	R	Stetson	Fayetteville, GA
11	Perriman, Breshad	WR	6-2	215	9/10/93	3	Central Florida	Lithonia, GA
97	Pierce, Michael	DT	6-0	340	11/6/92	2	Samford	Daphne, AL
27	Price, Sheldon	CB	6-2	198	3/26/91	2	UCLA	La Puente, CA
63	Pughsley, Jarrod	G	6-4	320	12/18/90	1	Akron	Lima, OH
14	Reynolds, Keenan	WR/RS	5-10	185	12/13/93	1	Navy	Antioch, TN
91	Ricard, Patrick	DE	6-3	304	5/27/94	R	Maine	Spencer, MA
49	Shabazz, Al-Hajj	CB	6-2	200	8/2/92	2	West Chester	Philadelphia, PA
76	Shakir, Maurquice	G	6-4	313	10/14/93	R	Middle Tennessee State	Los Angeles, CA
65	Siragusa, Nico	G	6-4	320	5/10/94	R	San Diego State	San Diego, CA
68	Skura, Matt	C	6-3	313	2/17/93	1	Duke	Columbus, OH
22	Smith, Jimmy	CB	6-2	210	7/26/88	7	Colorado	Colton, CA
90	Smith, Za'Darius	OLB	6-4	275	9/8/92	3	Kentucky	Greenville, AL
79	Stanley, Ronnie	T	6-6	320	3/18/94	2	Notre Dame	Las Vegas, NV
55	Suggs, Terrell	OLB	6-3	265	10/11/82	15	Arizona State	Chandler, AZ
34	Taliaferro, Lorenzo	RB	6-0	232	12/23/91	4	Coastal Carolina	Yorktown, VA
9	Tucker, Justin	K	6-1	183	11/21/89	6	Texas	Austin, TX
96	Urban, Brent	DE	6-7	300	5/5/91	4	Virginia	Mississauga, ON, CAN
64	Urschel, John	G/C	6-3	300	6/24/91	4	Penn State	Buffalo, NY
2	Vaughan, Dustin	QB	6-5	243	1/27/91	2	West Texas A&M	Corpus Christi, TX
17	Wallace, Mike	WR	6-0	200	8/1/86	9	Mississippi	New Orleans, LA
84	Waller, Darren	TE	6-6	255	9/13/92	3	Georgia Tech	Acworth, GA
82	Watson, Benjamin	TE	6-3	251	12/18/80	14	Georgia	Rock Hill, SC
21	Webb, Lardarius	DB	5-10	185	10/12/85	9	Nicholls State	Opelika, AL
32	Weddle, Eric	S	5-11	200	1/4/85	11	Utah	Alta Loma, CA
77	Wesley, De'Ondre	G/T	6-6	331	7/28/92	3	BYU	Antioch, CA
28	West, Terrance	RB	5-10	225	1/28/91	4	Towson	Baltimore, MD
6	White, Tim	WR	5-10	181	7/15/94	R	Arizona State	Los Angeles, CA
98	Williams, Brandon	DT	6-1	340	2/21/89	5	Missouri Southern St.	Kirkwood, MO
87	Williams, Maxx	TE	6-4	257	4/12/94	3	Minnesota	Waconia, MN
56	Williams, Tim	OLB	6-3	260	11/12/93	R	Alabama	Baton Rouge, LA
39	Woodhead, Danny	RB	5-8	204	1/25/85	9	Chadron State	North Platte, NE
93	Wormley, Chris	DE	6-5	300	10/25/93	R	Michigan	Toledo, OH
73	Yanda, Marshal	G/T	6-3	305	9/15/84	11	Iowa	Anamosa, IA
25	Young, Tavon	CB	5-9	177	3/14/94	2	Temple	Oxon Hill, MD

NUMERICAL ROSTER

No.	Name	Pos.	Ht.	Wt.	Birthdate	Exp.	College	How Acq.	2016 Games			
									P	S	DNP	INA
2	Dustin Vaughan	QB	6-5	243	1/27/91	2	West Texas A&M	FA '16	0	0	0	0
3	Kenny Allen	P	6-3	223	7/8/94	R	Michigan	FA '17	0	0	0	0
4	Sam Koch	P	6-1	222	8/13/82	12	Nebraska	D6a '06	16	0	0	0
5	Joe Flacco	QB	6-6	245	1/16/85	10	Delaware	D1 '08	16	16	0	0
6	Tim White	WR	5-10	181	7/15/94	R	Arizona State	FA '17	0	0	0	0
7	Tim Patrick	WR	6-4	212	11/23/93	R	Utah	FA '17	0	0	0	0
8	Aaron Bailey	WR	6-1	228	11/30/94	R	Northen Iowa	FA '17	0	0	0	0
9	Justin Tucker	K	6-1	183	11/21/89	6	Texas	FA '12	16	0	0	0
10	Chris Moore	WR	6-1	204	6/16/93	2	Cincinnati	D4b '16	15	0	0	1
11	Breshad Perriman	WR	6-2	215	9/10/93	3	Central Florida	D1 '15	16	1	0	0
12	Michael Campanaro	WR/RS	5-9	191	1/25/91	4	Wake Forest	D7 '14	3	0	0	0
13	Chris Matthews	WR	6-5	241	10/6/89	3	Kentucky	FA '15	0	0	0	0
14	Keenan Reynolds	WR/RS	5-10	185	12/13/93	1	Navy	D6a '16	0	0	0	1
15	Ryan Mallett	QB	6-6	250	6/5/88	7	Arkansas	FA '15	4	0	12	0
16	Vince Mayle	WR	6-2	247	6/12/91	2	Washington State	WAV (DAL) '16	6	0	0	1
17	Mike Wallace	WR	6-0	200	8/1/86	9	Mississippi	FA '16	16	16	0	0
18	Jeremy Maclin	WR	6-0	198	5/11/88	9	Missouri	FA '17	12	12	0	4
21	Lardarius Webb	DB	5-10	185	10/12/85	9	Nicholls State	D3 '09	16	16	0	0
22	Jimmy Smith	CB	6-2	210	7/26/88	7	Colorado	D1 '11	11	11	0	4
23	Tony Jefferson	S	5-11	215	1/27/92	5	Oklahoma	UFA (ARI) '17	15	14	0	0
24	Brandon Carr	CB	6-0	210	5/19/86	10	Grand Valley State	UFA (DAL) '17	16	16	0	0
25	Tavon Young	CB	5-9	177	3/14/94	2	Temple	D4a '16	16	11	0	0
26	Maurice Canady	CB	6-1	193	5/26/94	2	Virginia	D6b '16	4	0	0	0
27	Sheldon Price	CB	6-2	198	3/26/91	2	UCLA	FA '15	4	1	0	1
28	Terrance West	RB	5-10	225	1/28/91	4	Towson	FA '15	16	13	0	0
29	Marlon Humphrey	CB	6-0	197	7/8/96	R	Alabama	D1 '17	0	0	0	0
30	Kenneth Dixon	RB	5-10	223	1/21/94	2	Louisiana Tech	D4e '16	12	0	0	4
31	Robertson Daniel	CB	6-1	205	10/1/91	1	BYU	FA '16	1	0	0	0
32	Eric Weddle	S	5-11	200	1/4/85	11	Utah	UFA (SD) '16	16	16	0	0
33	Taquan Mizzell	RB	5-10	192	10/21/93	R	Virginia	FA '17	0	0	0	0
34	Lorenzo Taliaferro	RB	6-0	232	12/23/91	4	Coastal Carolina	D4b '14	3	0	0	4
35	Brandon Boykin	CB	5-10	173	7/13/90	6	Georgia	UFA (CHI) '17	0	0	0	0
36	Chuck Clark	S	6-0	210	4/19/95	R	Virginia Tech	D6 '17	0	0	0	0
37	Javorius Allen	RB	6-0	222	8/27/91	3	Southern California	D4b '15	8	0	0	8
39	Danny Woodhead	RB	5-8	204	1/25/85	9	Chadron State	UFA (SD) '17	2	1	0	0
40	Daniel Henry	S	6-0	192	8/30/94	R	New Mexico	FA '17	0	0	0	0
41	Anthony Levine Sr.	DB/LB	5-11	209	3/27/87	6	Tennessee State	FA '12	16	0	0	0
42	Otha Foster	DB	6-0	205	9/27/88	1	West Alabama	FA '17	0	0	0	0
43	Jaylen Hill	CB	5-10	178	5/26/94	R	Jacksonville State	FA '17	0	0	0	0
44	Ricky Ortiz	FB	6-0	233	4/15/94	R	Oregon State	FA '17	0	0	0	0
45	Brennen Beyer	OLB	6-4	263	11/25/92	1	Michigan	FA '15	1	0	0	1
46	Morgan Cox	LS	6-4	235	4/26/86	8	Tennessee	FA '10	16	0	0	0
47	Boseko Lokombo	LB	6-2	231	10/15/90	R	Oregon	FA '17	0	0	0	0
48	Patrick Onwuasor	ILB	6-0	227	8/22/92	2	Portland State	FA '16	11	1	0	0
49	Al-Hajj Shabazz	CB	6-2	200	8/2/92	2	West Chester	FA '17	8	0	0	0
50	Albert McClellan	LB	6-2	250	6/4/86	7	Marshall	FA '10	16	11	0	0
51	Kamalei Correa	LB	6-3	241	4/27/94	2	Boise State	D2 '16	9	1	0	5
53	Bam Bradley	ILB	5-11	237	6/26/94	R	Pittsburgh	FA '17	0	0	0	0
54	Tyus Bowser	OLB	6-3	240	5/23/95	R	Houston	D2 '17	0	0	0	0
55	Terrell Suggs	OLB	6-3	265	10/11/82	15	Arizona State	D1a '03	15	15	0	1
56	Tim Williams	OLB	6-3	260	11/12/93	R	Alabama	D3b '17	0	0	0	0
57	C.J. Mosley	ILB	6-2	250	6/19/92	4	Alabama	D1 '14	14	14	0	2
58	Donald Payne	ILB	5-11	226	7/12/94	R	Stetson	FA '17	0	0	0	0
59	Lamar Louis	ILB	5-11	223	10/2/93	1	LSU	FA '16	1	0	0	3
60	Brandon Kublanow	C	6-2	300	4/5/95	R	Goergia	FA '17	0	0	0	0
61	Jarell Broxton	G	6-3	333	3/27/93	1	Baylor	FA '16	0	0	0	0
63	Jarrod Pughsley	G	6-4	320	12/18/90	1	Akron	FA '16	0	0	0	0
64	John Urschel	G/C	6-3	300	6/24/91	4	Penn State	D5 '14	13	3	0	3
65	Nico Siragusa	G	6-4	320	5/10/94	R	San Diego State	D4 '17	0	0	0	0
66	Ryan Jensen	G/C	6-4	319	5/27/91	4	Colorado State-Pueblo	D6b '13	7	3	0	9
67	Stephane Nembot	T	6-6	320	12/7/91	2	Colorado	FA '16	0	0	0	0
68	Matt Skura	C	6-3	313	2/17/93	1	Duke	FA '16	0	0	0	0
69	Willie Henry	DT	6-3	308	3/20/94	2	Michigan	D4d '16	0	0	1	8
70	Roubbens Joseph	T	6-4	312	12/21/94	R	Buffalo	FA '17	0	0	0	0
71	Jermaine Eluemunor	G/T	6-4	338	12/13/94	R	Texas A&M	D5 '17	0	0	0	0
72	Alex Lewis	G/T	6-6	315	4/21/92	2	Nebraska	D4c '16	10	8	0	6
73	Marshal Yanda	G/T	6-3	305	9/15/84	11	Iowa	D3b '07	13	13	0	3
74	James Hurst	T	6-5	317	12/17/91	4	North Carolina	FA '14	16	3	0	0
76	Maurquice Shakir	G	6-4	313	10/14/93	R	Middle Tennessee State	FA '17	0	0	0	0
77	De'Ondre Wesley	G/T	6-6	331	7/28/92	3	BYU	FA '15	0	0	0	0
79	Ronnie Stanley	T	6-6	320	3/18/94	2	Notre Dame	D1 '16	12	12	0	4
80	Crockett Gillmore	TE	6-6	266	11/16/91	4	Colorado State	D3b '14	7	5	0	9
81	Ryan Malleck	TE	6-4	249	7/22/93	1	Virginia Tech	FA '17	0	0	0	0
82	Benjamin Watson	TE	6-3	251	12/18/80	14	Georgia	UFA (NO) '16	0	0	0	0
83	C.J. Board	WR	6-0	178	12/12/93	R	Tennessee-Chattanooga	FA '17	0	0	0	0
84	Darren Waller	TE	6-6	255	9/13/92	3	Georgia Tech	D6 '15	12	3	0	0
85	Kenny Bell	WR	6-1	188	2/25/92	2	Nebraska	FA '16	0	0	0	0
86	Nick Boyle	TE	6-4	270	2/17/93	3	Delaware	D5a '15	6	0	0	0
87	Maxx Williams	TE	6-4	257	4/12/94	3	Minnesota	D2 '15	4	0	0	0
88	Quincy Adebeyejo	WR	6-3	197	5/26/95	R	Mississippi	FA '17	0	0	0	0
90	Za'Darius Smith	OLB	6-4	275	9/8/92	3	Kentucky	D4a '15	13	4	0	3
91	Patrick Ricard	DE	6-3	304	5/27/94	R	Maine	FA '17	0	0	0	0
92	Bronson Kaufusi	DE	6-6	285	7/6/91	2	BYU	D3 '16	0	0	0	0
93	Chris Wormley	DE	6-5	300	10/25/93	R	Michigan	D3a '17	0	0	0	0
94	Carl Davis	DT	6-5	321	3/2/92	3	Iowa	D3 '15	0	0	0	0
95	Randy Allen	LB	6-1	243	8/4/93	R	South Alabama	FA '17	0	0	0	0
96	Brent Urban	DE	6-7	300	5/5/91	4	Virginia	D4a '14	16	0	0	0
97	Michael Pierce	DT	6-0	340	11/6/92	2	Samford	FA '16	16	1	0	0
98	Brandon Williams	DT	6-1	340	2/21/89	5	Missouri Southern St.	D3 '13	16	16	0	0
99	Matthew Judon	OLB	6-3	263	8/15/92	2	Grand Valley State	D5 '16	14	0	0	2





Eric Weddle



Mike Wallace

2016 STATISTICS

RESULTS AND ATTENDANCE

WON 8, LOST 8

Date	Result	Score	Opponent	Attendance
09/11	W	13-7	Buffalo	71,104
09/18	W	25-20	at Cleveland	67,431
09/25	W	19-17	at Jacksonville	60,127
10/02	L	27-28	Oakland	71,152
10/09	L	10-16	Washington	71,318
10/16	L	23-27	at NY Giants	78,487
10/23	L	16-24	at NY Jets	78,160
11/06	W	21-14	Pittsburgh	71,286
11/10	W	28-7	Cleveland	70,921
11/20	L	17-27	at Dallas	93,056
11/27	W	19-14	Cincinnati	70,903
12/04	W	38-6	Miami	70,916
12/12	L	23-30	at New England	66,829
12/18	W	27-26	Philadelphia	71,223
12/25	L	27-31	at Pittsburgh	66,276
01/01	L	10-27	at Cincinnati	54,944

TEAM STATISTICS

TOTAL FIRST DOWNS

Category	RAVENS	OPPONENT
Rushing	79	74
Passing	205	190
Penalty	32	30
3rd Down: Made/Att	86/233	75/214
3rd Down Pct.	36.9	35.0
4th Down: Made/Att	8/19	11/16
4th Down Pct.	42.1	68.8

POSESSION AVG.

RAVENS	30:46	29:14
--------	-------	-------

TOTAL NET YARDS

RAVENS	5563	5154
--------	------	------

Avg. Per Game	347.7	322.1
---------------	-------	-------

Total Plays	1079	993
-------------	------	-----

Avg. Per Play	5.2	5.2
---------------	-----	-----

NET YARDS RUSHING

RAVENS	1463	1430
--------	------	------

Avg. Per Game	91.4	89.4
---------------	------	------

Total Rushes	367	384
--------------	-----	-----

NET YARDS PASSING

RAVENS	4100	3724
--------	------	------

Avg. Per Game	256.3	232.8
---------------	-------	-------

Sacked/Yards Lost	33/243	31/223
-------------------	--------	--------

Gross Yards	4343	3947
-------------	------	------

Att./Completions	679/439	578/369
------------------	---------	---------

Completion Pct.	64.7	63.8
-----------------	------	------

Had Intercepted	16	18
-----------------	----	----

PUNTS/AVERAGE	80/45.8	91/44.9
---------------	---------	---------

NET PUNTING AVG.	80/39.9	91/40.5
------------------	---------	---------

PENALTIES/YARDS	125/1111	95/900
-----------------	----------	--------

FUMBLES/BALL LOST	19/7	26/10
-------------------	------	-------

TOUCHDOWNS	32	39
------------	----	----

Rushing	10	10
---------	----	----

Passing	20	28
---------	----	----

Returns	2	1
---------	---	---

SCORE BY PERIODS

	1	2	3	4	OT	PTS
RAVENS	93	82	62	106	0	343
Opponents	73	79	60	109	0	321

SCORING

	TD	RU	PA	RT	K/PAT	FG	S	PTS
Tucker	0	0	0	0	27/27	38/39	0	141
West	6	5	1	0	0	0	0	36
S. Smith	5	0	5	0	0	0	0	34
Wallace	4	0	4	0	0	0	0	26
Dixon	3	2	1	0	0	0	0	18
Perriman	3	0	3	0	0	0	0	18
Flacco	2	2	0	0	0	0	0	12
Moore	2	0	0	2	0	0	0	12
Pitta	2	0	2	0	0	0	0	12
Waller	2	0	2	0	0	0	0	12
Aiken	1	0	1	0	0	0	0	6
Gillmore	1	0	1	0	0	0	0	6
Jusczyk	1	1	0	1	0	0	0	6
Young	0	0	0	0	0	0	0	2
RAVENS	32	10	20	2	27/27	38/39	0	343
Opponents	39	10	28	1	33/36	16/22	2	321

2-PT. CONVERSIONS:	S. Smith 2, Jusczyk, Wallace	RAVENS 4-5, Opponents 1-3
--------------------	------------------------------	---------------------------

FUM/LOST:	Flacco 5/3, Hester 5/1, West 2/0, Cox 1/0, Dixon 1/0, Jernigan 1/1, Moore 1/0, Mosley 1/1, Pitta 1/1, Wallace 1/0
-----------	---

SACKS:	Suggs 8, Jernigan 5, Judon 4, Dumervil 3, Pierce 2, Urban 2, Guy 1, McClellan 1, Powers 1, Z. Smith 1, Webb 1, Weddle 1, B. Williams 1, TEAM 31, Opponents 33
--------	---

PASSING	ATT	COMP	YARDS	COMP%	YDS/ATT	TD	TD%	INT	INT%	LG	SACK/LOST	RATING
---------	-----	------	-------	-------	---------	----	-----	-----	------	----	-----------	--------

Flacco	672	436	4317	64.9	6.42	20	3.0	15	2.2	95t	33/243	83.5
Mallett	6	3	26	50.0	4.33	0	0.0	1	16.7	12	0/0	22.2
Tucker	1	0	0	0.0	0.00	0	0.0	0	0.0	0	0/0	39.6
RAVENS	679	439	4343	64.7	6.40	20	2.9	16	2.4	95t	33/243	82.6
Opponents	578	369	3947	63.8	6.83	28	4.8	18	3.1	79t	31/223	86.9

Opponents	578	369	3947	63.8	6.83	28	4.8	18	3.1	79t	31/223	86.9
-----------	-----	-----	------	------	------	----	-----	----	-----	-----	--------	------

RUSHING

	NO	YDS	AVG	LG	TD
West	193	774	4.0	41	5
Dixon	88	382	4.3	20	2
Forsett	31	98	3.2	11	0
Campanaro	3	72	24.0	39	0
Flacco	21	58	2.8	16	2
Allen	9	34	3.8	7	0
Wallace	5	31	6.2	13	0
Jusczyk	5	22	4.4	10t	1
Moore	3	19	6.3	10	0
Perriman	1	2	2.0	2	0
Taliaferro	1	0	0.0	0	0
Mallett	5	-6	-1.2	-1	0
Koch	2	-23	-11.5	0	0
RAVENS	367	1463	4.0	41	10
Opponents	384	1430	3.7	85t	10

RECEIVING

	NO	YDS	AVG	LG	TD
Pitta	86	729	8.5	30	2
Wallace	72	1017	14.1	95t	4
S. Smith	70	799	11.4	52t	5
Jusczyk	37	266	7.2	40	0
West	34	236	6.9	17	1
Perriman	33	499	15.1	53t	3
Dixon	30	162	5.4	16	1
Aiken	29	328	11.3	29	1
Forsett	11	36	3.3	10	0
Waller	10	85	8.5	15	2
Gillmore	8	71	8.9	22	1
Moore	7	46	6.6	13	0
Boyle	6	44	7.3	20	0
Allen	3	15	5.0	8	0
Taliaferro	3	10	3.3	8	0
D. Brown	6	64	10.7	31	0
Campanaro	5	35	7.0	11	0
Taliaferro	5	29	5.8	11	0
RAVENS	439	4343	9.9	95t	20
Opponents	369	3947	10.7	79t	28

INTERCEPTIONS

	NO	YDS	AVG	LG	TD
Weddle	4	92	23.0	53	0
Mosley	4	40	10.0	28	0
Orr	3	23	7.7	14	0
Young	2	22	11.0	16	0
Powers	2	1	0.5	1	0
Lewis-Harris	1	11	11.0	11	0
W. Davis	1	0	0.0	0	0
Jernigan	1	0	0.0	0	0
Webb	1	0	0.0	0	0
RAVENS	18	178	9.9	53	0
Opponents	16	169	10.6	51	0

PUNTING

	NO	YDS	AVG	NET	TB	IN	LG	BLK
Koch	80	3665	45.8	39.9	5	37	68	0
RAVENS	80	3665	45.8	39.9	5	37	68	0
Opponents	91	4089	44.9	40.5	8	31	63	1

PUNT RETURNS

	RET	FC	YDS	AVG	LG	TD
Hester	25	15	180	7.2	28	0
Campanaro	5	3	63	12.6	17	0
Webb	2	3	3	1.5	3	0
RAVENS	32	21	246	7.7	28	0
Opponents	33	14	375	11.4	85t	0

KICKOFF RETURNS

	NO	YDS	AVG	LG	TD
Hester	19	466	24.5	60	0
Moore	7	162	23.1	34	0
Webb	1	8	8.0	8	0
Boyle	1	0	0.0	0	0
RAVENS	28	636	22.7	60	0
Opponents	27	559	20.7	45	0

FIELD GOALS

	1-19	20-29	30-39	40-49	50+
Tucker	0/0	4/4	10/11	14/14	10/10
RAVENS	0/0	4/4	10/11	14/14	10/10
Opponents	0/0	9/9	5/5	2/4	0/4

Tucker: (50G,37G)(52G,49G,41G)(43G,42G,37G,53G)(24G,43G)(31G)(23G,39G,35G)(50G,49G,44G)(49G,42G)(25G,40G)(46G)(52G,57G,54G,36G)(55G)(34B,50G,38G,37G)(53G,47G)(41G,38G,46G,23G)(30G)

Opponents: (49N)(52N)(49G,52B)(56N,27G)(21G,31G)(22G,51B)(30G,21G)(23G,36G)(46N)(45G,34G,27G,29G)(36G)(23G,24G)

2016 STATISTICS

DEFENSIVE STATISTICS

PLAYER	TT	SOLO	AS	SACKS	YDS		RET.			FF	FR
					LOST	INT	YDS	PD	FF		
Orr, Zach	130	89	41	0	0	3	23	5	1	2	
Mosley, C.J.	92	56	36	0	0	4	40	8	1	0	
Weddle, Eric	89	48	41	1	5	4	92	13	1	0	
Webb, Lardarius	73	59	14	1	10	1	0	5	0	0	
McClellan, Albert	52	31	21	1	2	0	0	0	0	0	
Williams, Brandon	51	34	17	1	3	0	0	1	0	0	
Wright, Shareece	50	42	8	0	0	0	6	0	0	0	
Young, Tavon	50	41	9	0	0	2	22	8	0	1	
Pierce, Michael	35	19	16	2	9	0	0	1	0	0	
Suggs, Terrell	35	28	7	8	62	0	0	4	3	0	
Powers, Jerraud	33	26	7	1	11	2	1	5	0	0	
Smith, Jimmy	32	29	3	0	0	0	0	4	0	0	
Jernigan, Timmy	31	16	15	5	36	1	0	3	0	1	
Guy, Lawrence	28	14	14	1	9	0	0	0	1	1	
Judon, Matthew	27	12	15	4	34	0	0	2	0	1	
Smith, Za'Darius	20	10	10	1	9	0	0	1	1	0	
Dumervil, Elvis	11	9	2	3	24	0	0	0	2	1	
Onwuasor, Patrick	10	1	9	0	0	0	0	0	0	0	
Urban, Brent	10	7	3	2	9	0	0	2	0	0	
Levine Sr., Anthony	7	4	3	0	0	0	0	1	0	0	
Davis, Will	4	1	3	0	0	1	0	1	0	0	
Beyer, Brennen	3	2	1	0	0	0	0	0	0	0	
Correa, Kamalei	3	2	1	0	0	0	0	1	1	0	
Lewis-Harris, Chris	1	0	1	0	0	0	0	0	0	0	
Lewis, Kendrick	1	1	0	0	0	0	0	0	0	0	
Elam, Matt	1	1	0	0	0	0	0	0	0	0	
Moore, Chris	0	0	0	0	0	0	0	0	0	0	*1
Totals	879	582	297	31	223	18	178	71	11	8	

*Chris Moore recovered a muffed snap on a punt for a TD at NYJ (10/23)

INTERCEPTIONS	NO	YDS	AVG	LG	TD
Weddle	4	92	23.0	53	0
Mosley	4	40	10.0	28	0
Orr	3	23	7.7	14	0
Young	2	22	11.0	16	0
Powers	2	1	0.5	1	0
Lewis-Harris LG	1	11	11.0	11	0
W. Davis	1	0	0.0	0	0
Jernigan	1	0	0.0	0	0
Webb	1	0	0.0	0	0
RAVENS	18	178	9.9	53	0
Opponents	16	169	10.6	51	0

SPECIAL TEAMS STATISTICS

PLAYER	TT	SOLO	AS	FF	FR	BK
Onwuasor, Patrick	10	8	2	1	0	0
Waller, Darren	6	6	0	0	0	0
Lewis, Kendrick	5	5	0	1	0	0
Juszczyk, Kyle	4	3	1	0	0	0
Levine Sr., Anthony	4	3	1	0	0	0
Moore, Chris	4	3	1	0	1	0
Elam, Matt	3	3	0	0	0	0
Huff, Marqueston	3	3	0	0	1	0
McClellan, Albert	3	3	0	0	0	0
Orr, Zach	3	3	0	0	0	0
Young, Tavon	3	3	0	0	0	0
Aiken, Kamar	2	2	0	0	0	0
Boyle, Nick	2	2	0	0	0	0
Canady, Maurice	2	2	0	0	0	0
Carter, Chris	2	2	0	0	0	0
Wright, Shareece	2	2	0	0	1	0
Correa, Kamalei	1	1	0	0	0	0
Cox, Morgan	1	1	0	0	0	0
Hester Sr., Devin	1	1	0	0	0	0
Koch, Sam	1	1	0	0	0	0
Williams, Maxx	1	1	0	0	0	0
Allen, Javorius	0	0	0	0	0	1
Guy, Lawrence	0	0	0	0	0	1
Urban, Brent	0	0	0	0	0	1
Williams, Brandon	0	0	0	0	0	1
Totals	63	58	5	2	3	4

Defense and special teams statistics reflect press box stats.

RAVENS COACHES

John Harbaugh, Head Coach; **Jerry Rosburg**, Special Teams Coordinator/Associate Head Coach; **Marty Mornhinweg**, Offensive Coordinator; **Dean Pees**, Defensive Coordinator; **Richard Angulo**, Tight Ends; **Juney Barnett**, Assistant Strength & Conditioning; **Andy Bischoff**, Offensive Assistant; **Randy Brown**, Kicking Consultant; **Juan Castillo**, Offensive Line; **Scott Cohen**, Coaching Consultant; **John Egorugwu**, Staff Assistant-Defense; **Joe Cullen**, Defensive Line; **Bobby Engram**, Wide Receivers; **Leslie Frazier**, Secondary; **Thomas Hammock**, Running Backs; **Chris Hewitt**, Defensive Backs; **Chris Horton**, Assistant Special Teams; **Mike Macdonald**, Defensive Assistant; **Don Martindale**, Linebackers; **Megan McLaughlin**, Executive Assistant/Football Information Manager; **Torrey Myers**, Staff Assistant-Offense; **Dan Parsons**, Assistant to the Head Coach; **Bob Rogucki**, Strength and Conditioning; **Eugene Shen**, Director of Coaching Analytics; **Steve Saunders**, Director of Performance & Recovery; **Martin Streight**, Staff Assistant-Strength and Conditioning; **Lonnie Teasley**, Staff Assistant-Offense/Strength and Conditioning; **Craig Ver Steeg**, Senior Offensive Assistant; **Todd Washington**, Assistant Offensive Line; **Matt Weiss**, Offensive Assistant; **Drew Wilkins**, Defensive Coaching Assistant

RAVENS HONOR ROLL

AP All-Pro:

K Justin Tucker (1st Team)
ILB Zachary Orr (2nd Team)
G Marshal Yanda (2nd Team)

PFWA Awards:

K Justin Tucker (All-NFL)

Sporting News All-Pro:

G Marshal Yanda
K Justin Tucker

Pro Bowl:

LS Morgan Cox, FB Kyle Juszczyk, ILB C.J. Mosley, K Justin Tucker, S Eric Weddle, G Marshal Yanda, C Jeremy Zuttah

AFC Players of the Week:

DE Lawrence Guy (Week 2) - Special Teams
K Justin Tucker (Week 12) - Special Teams

AFC Player of the Month:

K Justin Tucker (September) - Special Teams

FedEx Air Player of the Week: QB Joe Flacco

Ed Block Courage Award: S Matt Elam

Ravens Roost Unsung Hero: LB Zachary Orr

Ravens Roost Extra Effort: K Justin Tucker

Team MVP (Baltimore Media): K Justin Tucker

SEASON TRENDS

	Record
Record	8-8
vs. AFC North	4-2
vs. AFC	7-5
vs. NFC	1-3
Home	6-2
Away	2-6
On Grass	8-3
Artificial Turf	0-5
Outdoors	8-7
Indoors	0-1
Leading at Halftime	7-3
Tied at Halftime	0-1
Trailing at Halftime	1-4
Leading After 3 Quarters	7-1
Tied After 3 Quarters	0-0
Trailing After 3 Quarters	1-7
Decided by 7 Points or less	6-5
Decided by 3 Points or less	2-1
When Scoring First	7-4
When Not Scoring First	1-4

	Record
Positive or Even Turnover Ratio	6-6
Negative Turnover Ratio	2-2
Winning Penalty Ratio	3-1
Losing Penalty Ratio	4-6
Overtime	0-0
With a 100-Yard Rusher	0-1
Without a 100-yard Rusher	8-7
With a 100-Yard Receiver	2-2
Without a 100-yard Receiver	6-6
With a 300-Yard Passer	2-2
Without a 300-Yard Passer	6-6
When Allowing a 100-Yard Rusher	2-3
When Not Allowing a 100-Yard Rusher	6-5
When Allowing a 100-Yard Receiver	2-2
When Not Allowing a 100-Yard Receiver	6-6
When Allowing a 300-Yard Passer	0-3
When Not Allowing a 300-Yard Passer	8-5
When Recording 3 or more sacks	4-1
When Holding an Opponent Under 250 Net Yards	3-0
When Holding an Opponent Under 21 Points	7-1
When Holding an Opponent Under 15 Points	5-0

2016 PRESEASON STATISTICS

RESULTS AND ATTENDANCE

WON 4 LOST 0

08/11	W	22-19	Carolina	70,682
08/20	W	19-18	at Indianapolis	65,327
08/27	W	30-9	Detroit	70,473
09/01	W	23-14	at New Orleans	73,001

TEAM STATISTICS

TOTAL FIRST DOWNS

Rushing	34	22
Passing	44	22
Penalty	8	15
3rd Down: Made/Att	24/56	19/53
3rd Down Pct.	42.9	35.8
4th Down: Made/Att	2/3	3/4
4th Down Pct.	66.7	75.0

POSSESSION AVG.

RAVENS	30:34	OPONENT	29:27
TOTAL NET YARDS	1214	1093	
Avg. Per Game	303.5	273.3	
Total Plays	263	245	
Avg. Per Play	4.6	4.5	

NET YARDS RUSHING

RAVENS	451	OPONENT	391
Avg. Per Game	112.8	97.8	
Total Rushes	125	98	

NET YARDS PASSING

RAVENS	763	OPONENT	702
Avg. Per Game	190.8	175.5	
Sacked/Yards Lost	7/30	12/72	
Gross Yards	793	774	
Att./Completions	131/89	135/83	
Completion Pct.	67.9	61.5	
Had Intercepted	2	1	

PUNTS/AVERAGE

RAVENS	15/46.3	OPONENT	15/44.5
NET PUNTING AVG.	15/42.3	OPONENT	15/39.4

PENALTIES/YARDS

RAVENS	28/243	OPONENT	35/341
---------------	---------------	----------------	---------------

FUMBLES/BALL LOST

RAVENS	4/3	OPONENT	6/4
---------------	------------	----------------	------------

TOUCHDOWNS

Rushing	5	0
Passing	4	4
Returns	1	0

SCORE BY PERIODS

RAVENS	1	2	3	4	OT	PTS
Opponents	3	61	11	19	0	94

SCORING

Tucker	0	0	0	0	8/8	5/5	0	23
Butler	2	0	2	0			0	12
Jo. Johnson	2	2	0	0			0	12
West	2	2	0	0			0	12
Lutz	0	0	0	0	1/1	2/3	0	7
Aiken	1	0	1	0			0	6
Allen	1	0	1	0			0	6
Mallett	1	1	0	0			0	6
Pierce	1	0	0	1			0	6
Boyle	0	0	0	0			0	2
Levine	0	0	0	0			0	2
RAVENS	10	5	4	1	9/9	7/8	0	94
Opponents	4	0	4	0	1/1	11/15	0	60

2-PT. CONVERSIONS: RAVENS 2-2, Opponents 1-3

SACKS: Judon 3, Ochi 2, Pierce 1.5, W. Davis 1, Jernigan 1, Levine 1, Z. Smith 1, Urban 1, Carter 0.5

RAVENS 12, Opponents 7

FUM/LOST: Jo. Johnson 2/1, Clay 1/1, Houston 1/1

RUSHING

Dixon	22	107	4.9	19	0
West	25	101	4.0	13	2
Jo. Johnson	18	87	4.8	18	2
Houston	24	79	3.3	15	0
Allen	21	43	2.0	6	0
Mallett	4	15	3.8	8	1
Campanaro	1	11	11.0	11	0
Forsett	7	11	1.6	6	0
Je. Johnson	3	-3	-1.0	-1	0
RAVENS	125	451	3.6	19	5
Opponents	98	391	4.0	34	0

RECEIVING

Butler	16	148	9.3	25t	2
Allen	11	65	5.9	19t	1
Waller	8	84	10.5	28	0
Moore	7	69	9.9	16	0
Matthews	6	77	12.8	19	0
Boyle	6	46	7.7	29	0
D. Brown	6	43	7.2	17	0
Aiken	3	38	12.7	15	1
Wallace	3	37	12.3	20	0
Houston	3	35	11.7	18	0
Collins	3	27	9.0	13	0
West	3	25	8.3	19	0
Gillmore	3	16	5.3	8	0
Perriman	2	25	12.5	16	0
Dixon	2	21	10.5	12	0
M. Williams	2	15	7.5	9	0
Forsett	2	14	7.0	10	0
Campanaro	1	3	3.0	3	0
Juszczyk	1	3	3.0	3	0
Reynolds	1	2	2.0	2	0
RAVENS	89	793	8.9	29	4
Opponents	83	774	9.3	35	4

INTERCEPTIONS

Levine	1	20	20.0	20	0
RAVENS	1	20	20.0	20	0
Opponents	2	74	37.0	74	0

PUNTING

Koch	15	695	46.3	42.3	0	4	57	0
RAVENS	15	695	46.3	42.3	0	4	57	0
Opponents	15	668	44.5	39.4	1	7	59	0

PUNT RETURNS

Campanaro	3	2	45	15.0	21	0
Reynolds	1	3	12	12.0	12	0
Clay	1	0	0	0.0	0	0
RAVENS	5	5	57	11.4	21	0
Opponents	9	2	60	6.7	26	0

KICKOFF RETURNS

Dixon	3	63	21.0	26	0
West	2	47	23.5	24	0
Houston	2	34	17.0	19	0
Campanaro	2	31	15.5	16	0
Moore	1	29	29.0	29	0
Reynolds	1	26	26.0	26	0
Young	1	24	24.0	24	0
RAVENS	12	254	21.2	29	0
Opponents	14	380	27.1	48	0

FIELD GOALS

Tucker	0/0	1/1	2/2	2/2	0/0
Lutz	0/0	1/1	1/1	0/0	0/1
RAVENS	0/0	2/2	3/3	2/2	0/1
Opponents	0/0	3/3	5/5	2/4	1/3

Tucker: (0)(40G,27G)(46G,39G,30G)

Lutz: (53N)(21G)(39G)(0)

Opponents: (26G,31G,36G,36G)(24G,47N,40G,62N)(28G,53N,60G,47N,33G)(36G,40G)

PASSING

Jo. Johnson	57	41	365	71.9	6.4	1	1.8	0	0.0	29	4/24	94.5
Mallett	50	35	315	70.0	6.3	3	6.0	1	2.0	28	1/5	98.3
Flacco	16	11	94	68.8	5.9	0	0.0	0	0.0	20	1/1	83.9
Je. Johnson	8	2	19	25.0	2.4	0	0.0	1	12.5	12	1/0	0.0
RAVENS	131	89	793	67.9	6.1	4	3.1	2	1.5	29	7/30	87.7
Opponents	135	83	774	61.5	5.7	4	3.0	1	0.7	35	12/72	84.0

2016 PRESEASON STATISTICS

DEFENSIVE STATISTICS

PLAYER	TT	SOLO	AS	SACKS	YDS		RET.		PD	FF	FR
					LOST	INT	YDS	TD			
Judon, Matthew	17	11	6	3	21	0	0	1	1	0	
Brooks, Terrence	15	14	1	0	0	0	0	2	0	0	
Mosley, C.J.	12	7	5	0	0	0	0	0	0	0	
Onwuasor, Patrick	12	8	4	0	0	0	1	0	0	0	
Davis, Will	10	9	1	1	1	0	0	2	0	0	
Levine Sr., Anthony	10	10	0	1	7	1	20	2	0	0	
Lewis-Moore, Kapron	9	5	4	0	0	0	0	0	0	0	
Orr, Zach	9	6	3	0	0	0	0	0	0	0	
Henry, Willie	8	6	2	0	0	0	0	0	0	0	
Wilson, Julian	8	7	1	0	0	0	0	1	0	0	
Guy, Lawrence	7	4	3	0	0	0	0	0	0	0	
Wright, Shareece	7	4	3	0	0	0	0	0	0	0	
McClellan, Albert	6	4	2	0	0	0	0	0	1	0	
Pierce, Michael	6	4	2	1.5	15	0	0	0	1	1	
Urban, Brent	6	6	0	1	5	0	0	2	0	0	
Ochi, Victor	5	3	2	2	16	0	0	0	1	0	
Smith, Jimmy	5	4	1	0	0	0	0	0	0	0	
Weddle, Eric	5	3	2	0	0	0	0	0	0	1	
Young, Tavon	5	4	1	0	0	0	0	0	0	0	
Beyer, Brennen	4	3	1	0	0	0	0	0	0	0	
Carter, Chris	4	1	3	0.5	5	0	0	0	0	0	
Elam, Matt	4	4	0	0	0	0	0	1	0	0	
Jernigan, Timmy	4	2	2	1	0	0	0	0	0	0	
Price, Sheldon	4	4	0	0	0	0	0	3	0	0	
Brown, Arthur	3	3	0	0	0	0	0	1	0	0	
Canady, Maurice	3	3	0	0	0	0	0	1	0	0	
Powers Jerraud	3	2	1	0	0	0	0	0	0	0	
Smith, Za'Darius	3	3	0	1	2	0	0	0	1	0	
Webb, Lardarius	3	3	0	0	0	0	0	0	0	0	
Correa, Kamalei	2	1	1	0	0	0	0	1	0	0	
Juszczyk, Kyle	2	2	0	0	0	0	0	0	0	0	
Suggs, Terrell	2	1	1	0	0	0	0	0	0	0	
Brown, Sam	1	1	0	0	0	0	0	0	0	0	
Conner, Kavell	1	1	0	0	0	0	0	0	0	0	
Ojemudia, Mario	1	0	1	0	0	0	0	0	0	0	
West, Terrance	1	0	1	0	0	0	0	0	0	0	
Totals	211	154	57	12	72	1	20	18	5	3	

SPECIAL TEAMS STATISTICS

PLAYER	TT	SOLO	AS	FF	FR	BK
Beyer, Brennen	3	3	0	0	0	0
Young, Tavon	3	3	0	0	0	0
Elam, Matt	2	2	0	0	0	0
Houston, Stephen	2	2	0	0	0	0
Onwuasor, Patrick	2	2	0	0	1	0
Reynolds, Keenan	2	1	1	0	0	0
Aiken, Kamar	1	1	0	0	0	0
Canady, Maurice	1	1	0	0	0	0
Carter, Chris	1	1	0	0	0	0
Clay, Kaelin	1	1	0	0	0	0
Davis, Will	1	1	0	0	0	0
Jacobs, Chuck	1	1	0	0	0	0
Juszczyk, Kyle	1	0	1	0	0	0
Matthews, Chris	1	1	0	0	0	0
Moore, Chris	1	1	0	0	0	0
Totals	23	21	2	0	1	0

Defensive and special teams statistics reflect press box stats.



ALL-TIME RAVENS INTERCEPTIONS RETURNED FOR TOUCHDOWNS (INT-TDs)

2015 9/13/15 CB Jimmy Smith 24 yds @ Den.	2008 postseason 01/04/09 S Ed Reed 64 yds @ Mia.	2002 12/01/02 S Chad Williams 98 yds @ Cin. 11/10/02 OLB Adalius Thomas 25 yds vs. Cin.
2014 11/24/14 S Will Hill 44 yds @ NO	2007 11/18/07 LB Ray Lewis 35 yds vs. Cle.	2001 12/02/01 S Rod Woodson 47 yds vs. Ind.
2013 09/22/13 LB Daryl Smith 37 yds vs. Hou.	2006 12/31/06 CB Chris McAlister 31 yds vs. Buf. 11/05/06 S Ed Reed 25 yds* vs. Cin. 10/29/06 S Dawan Landry 12 yds @ NO 10/29/06 CB Ronnie Prude 12 yds @ NO 09/10/06 CB Chris McAlister 60 yds @ TB	2000 12/24/00 CB Chris McAlister 98 yds vs. NYJ 2000 postseason 01/28/01 CB Duane Starks 49 yds vs. NYG 01/07/01 LB Ray Lewis 50 yds @ Ten.
2012 09/27/12 CB Cary Williams 63 yds vs. Cle. 09/10/12 S Ed Reed 34 yds vs. Cin.	2005 12/04/05 LB Adalius Thomas 20 yds vs. Hou.	1999 12/19/99 S Corey Harris 24 yds vs. NO 12/05/99 S Rod Woodson 47 yds vs. Ten. 11/21/99 CB Duane Starks 43 yds @ Cin. 11/07/99 S Rod Woodson 66 yds @ Cle.
2012 postseason 01/12/13 CB Corey Graham 39 yds @ Den.	2004 01/02/05 DE Jarret Johnson 6 yds vs. Mia. 11/21/04 S Chad Williams 44 yds vs. Dal. 11/07/04 S Ed Reed 106 yds vs. Cle. 10/24/04 CB Deion Sanders 48 yds vs. Buf. 09/19/04 CB Chris McAlister 51 yds vs. Pit.	1998 11/08/98 CB Rod Woodson 18 yds vs. Oak. 09/13/98 CB Rod Woodson 60 yds @ NYJ
2011 10/02/11 CB Lardarius Webb 73 yds vs. NYJ	2003 12/21/03 S Chad Williams 52 yds @ Cle. 11/30/03 LB Ray Lewis 29 yds vs. SF 10/12/03 CB Chris McAlister 83 yds vs. Ari. 09/14/03 S Ed Reed 54 yds vs. Cle.	1997 11/30/97 CB Antonio Langham 40 yds @ Jax.
2010 12/13/10 CB Josh Wilson 12 yds @ Hou. 11/21/10 S Dawan Landry 23 yds** @ Car. 11/21/10 LB Ray Lewis 24 yds @ Car.	2003 postseason 01/03/04 S Will Demps 56 yds vs. Ten.	1996 11/24/96 LB Mike Caldwell 45 yds vs. Jax.
2009 11/16/09 S Dawan Landry 48 yds @ Cle. 10/11/09 S Ed Reed 52 yds vs. Cin.		*lateral from Samari Rolle INT **lateral from Ed Reed INT
2008 11/30/08 S Jim Leonhard 35 yds @ Cin. 11/23/08 S Ed Reed 107 yds vs. Phi. 11/02/08 OLB Terrell Suggs 42 yds @ Cle. 10/19/08 OLB Terrell Suggs 44 yds @ Mia. 09/21/08 S Ed Reed 32 yds @ Cle.		

2016 PARTICIPATION CHART

PLAYER	9/11 vs. Buf.	9/18 @ Cle.	9/25 @ Jax.	10/2 vs. Oak.	10/9 vs. Was.	10/16 @ NYG	10/23 @ NYJ	11/6 vs. Pit.	11/10 vs. Cle.	11/20 @ Dal.	11/27 vs. Cin.	12/4 vs. Mia.	12/12 @ NE	12/18 vs. Phi.	12/25 @ Pit.	1/1/17 @ Cin.	Games Played	Games Started	Did Not Play	Inactive
Aiken, Kamar	X	X	X	X	X	WR	WR	X	X	X	WR	WR	WR	WR	X	X	16	6	0	0
Allen, Javorius	INA	INA	INA	X	X	X	X	X	X	X	INA	INA	INA	INA	INA	INA	8	0	0	8
Arrington, Kyle	IR	IR	IR	IR	IR	IR	IR	IR	IR	IR	IR	IR	IR	IR	IR	IR	0	0	0	0
Bell, Kenny	NOR	NOR	NOR	NOR	PS	PS	PS	PS	PS	PS	PS	PS	PS	PS	PS	PS	0	0	0	0
Beyer, Brennen	PS	PS	PS	PS	PS	PS	PS	PS	PS	PS	PS	PS	PS	PS	INA	X	1	0	0	1
Boyle, Nick	SUSP	SUSP	SUSP	SUSP	SUSP	SUSP	SUSP	SUSP	SUSP	SUSP	X	X	X	X	X	X	6	0	0	0
Brown, Daniel	PS	PS	PS	PS	X	X	NOR	NOR	NOR	NOR	NOR	NOR	NOR	NOR	NOR	NOR	2	0	0	0
Brown, Sam	NOR	NOR	NOR	NOR	NOR	NOR	NOR	NOR	NOR	NOR	NOR	NOR	NOR	PS	PS	PS	0	0	0	0
Broxton, Jarell	PS	PS	PS	PS	PS	NOR	NOR	NOR	PS	PS	PS	PS	PS	PS	PS	PS	0	0	0	0
Burgess, James	NOR	NOR	NOR	NOR	NOR	NOR	NOR	NOR	NOR	NOR	PS	NOR	NOR	NOR	NOR	NOR	0	0	0	0
Campanaro, Michael	IR	NOR	NOR	NOR	NOR	NOR	NOR	NOR	PS	PS	PS	PS	X	X	X	3	0	0	0	
Canady, Maurice	X	X	X	X	IR	IR	IR	IR	IR	IR	IR	IR	IR	IR	IR	IR	4	0	0	0
Carter, Chris	X	X	X	X	X	NOR	NOR	NOR	NOR	NOR	NOR	NOR	NOR	NOR	NOR	NOR	5	0	0	0
Clausell, Blaine	PS	PS	PS	PS	PS	PS	PS	PS	NOR	NOR	NOR	NOR	NOR	NOR	NOR	NOR	0	0	0	0
Clay, Kaelin	IR	IR	IR	IR	IR	IR	IR	IR	IR	IR	IR	IR	IR	IR	IR	IR	0	0	0	0
Carter, Chris	X	X	X	X	X	NOR	NOR	NOR	NOR	NOR	NOR	NOR	NOR	NOR	NOR	NOR	5	0	0	0
Clausell, Blaine	PS	PS	PS	PS	PS	PS	PS	PS	NOR	NOR	NOR	NOR	NOR	NOR	NOR	NOR	0	0	0	0
Clay, Kaelin	IR	IR	IR	IR	IR	IR	IR	IR	IR	IR	IR	IR	IR	IR	IR	IR	0	0	0	0
Correa, Kamalei	X	X	X	X	INA	X	OLB	INA	INA	X	INA	INA	X	X	IR	IR	9	1	0	5
Cox, Morgan	X	X	X	X	X	X	X	X	X	X	X	X	X	X	X	X	16	0	0	0
Daniel, Robertson	NOR	NOR	NOR	NOR	NOR	PS	X	PS	PS	PS	PS	PS	PS	PS	PS	PS	1	0	0	0
Davis, Carl	IR	IR	IR	IR	IR	IR	IR	IR	IR	IR	IR	IR	IR	IR	IR	IR	0	0	0	0
Davis, Will	INA	INA	INA	INA	X	X	X	NOR	NOR	NOR	NOR	NOR	NOR	NOR	NOR	NOR	3	0	0	4
Dixon, Kenneth	INA	INA	INA	INA	X	X	X	X	X	X	X	X	X	X	X	X	12	0	0	4
Ducasse, Vladimir	NOR	NOR	NOR	NOR	NOR	X	INA	RG	RG	RG	RG	RG	RG	RG	RG	RG	10	8	0	1
Dumervil, Elvis	INA	INA	INA	X	X	INA	INA	INA	INA	X	SAM	X	X	OLB	SAM	8	3	0	8	
Elam, Matt	IR	IR	IR	IR	IR	IR	IR	X	X	X	X	X	X	X	X	X	9	0	0	0
Fales, David	PS	PS	PS	PS	PS	PS	PS	PS	PS	PS	NOR	NOR	NOR	NOR	NOR	NOR	0	0	0	0
Flacco, Joe	QB	QB	QB	QB	QB	QB	QB	QB	QB	QB	QB	QB	QB	QB	QB	QB	16	16	0	0
Forsett, Justin	RB	RB	RB	INA	NOR	NOR	NOR	NOR	NOR	NOR	NOR	NOR	NOR	NOR	NOR	NOR	3	3	0	1
Gillmore, Crockett	X	TE	TE	TE	TE	TE	X	INA	INA	INA	INA	INA	INA	INA	INA	INA	7	5	0	9
Guy, Lawrence	DE	DE	DE	DE	DE	X	DE	DE	X	X	DE	X	DE	DE	X	X	16	10	0	0
Henry, Mitchell	NOR	NOR	NOR	NOR	NOR	NOR	NOR	NOR	NOR	NOR	NOR	NOR	NOR	NOR	NOR	NOR	0	0	0	0
Henry, Willie	INA	INA	INA	INA	INA	INA	DNP	INA	INA	IR	IR	IR	IR	IR	IR	IR	0	0	1	8
Hester Sr., Devin	X	X	X	X	X	INA	X	X	X	X	X	X	X	NOR	NOR	NOR	12	0	0	1
Houston, Stephen	PS	PS	PS	PS	PS	PS	PS	NOR	NOR	NOR	NOR	NOR	PS	PS	PS	PS	0	0	0	0
Huff, Marqueston	NOR	NOR	NOR	NOR	INA	X	X	X	X	X	X	X	X	X	X	X	11	0	0	1
Hurst, James	X	X	X	LT	X	RT	X	X	X	X	X	X	X	X	X	RT	16	3	0	0
Jackson, Asa	NOR	NOR	NOR	NOR	NOR	NOR	PS	PS	PS	INA	PS	PS	NOR	NOR	NOR	NOR	0	0	0	1
Jacobs, Nic	NOR	NOR	NOR	NOR	NOR	NOR	NOR	NOR	NOR	NOR	NOR	NOR	NOR	NOR	NOR	NOR	0	0	0	0
Jensen, Ryan	X	X	X	LG	X	RG	RG	INA	INA	INA	INA	INA	INA	INA	INA	INA	7	3	0	9
Jernigan, Timmy	DT	DT	DT	DT	DT	DT	DT	DT	DT	X	DT	DT	DT	DT	DT	DT	16	15	0	0
Judon, Matthew	X	X	X	INA	INA	X	X	X	X	X	X	X	X	X	X	X	14	0	0	2
Juszczyk, Kyle	FB	X	FB	X	FB	FB	X	X	FB	X	X	X	FB	X	FB	X	16	7	0	0
Kaufusi, Bronson	IR	IR	IR	IR	IR	IR	IR	IR	IR	IR	IR	IR	IR	IR	IR	IR	0	0	0	0
Koch, Sam	X	X	X	X	X	X	X	X	X	X	X	X	X	X	X	X	16	0	0	0
Levine Sr., Anthony	X	X	X	X	X	X	X	X	X	X	X	X	X	X	X	X	16	0	0	0
Lewis, Alex	LG	LG	LG	X	LT	LT	LT	LG	LG	INA	INA	INA	INA	INA	INA	X	10	8	0	6
Lewis, Kendrick	X	X	X	X	X	X	IR	IR	IR	IR	IR	IR	IR	IR	IR	IR	6	0	0	0
Lewis-Harris, Chris	NOR	NOR	NOR	NOR	NOR	NOR	NOR	X	X	X	X	INA	INA	X	X	X	7	0	0	2
Lewis-Moore, Kapron	PS	PS	PS	PS	PS	PS	PS	PS	PS	PS	PS	PS	PS	PS	PS	PS	0	0	0	0
Louis, Lamar	NOR	NOR	NOR	NOR	NOR	NOR	NOR	NOR	NOR	NOR	NOR	NOR	NOR	INA	INA	INA	0	0	0	3
Luckett, Cavellis	IR	IR	IR	IR	IR	IR	IR	IR	IR	IR	IR	IR	IR	IR	IR	IR	0	0	0	0
Mallett, Ryan	DNP	DNP	DNP	DNP	DNP	DNP	DNP	X	X	DNP	DNP	X	DNP	DNP	DNP	X	4	0	12	0

X=substituted; IR=injured reserve; IRDR=injured reserve/designated return; PUP=physically unable to perform; NOR=not on roster; PS=practice squad; NFI=non-football injury; SUSP=suspended

2016 PARTICIPATION CHART

PLAYER	9/1 vs. Buf.	9/18 @ Cle.	9/25 @ Jax.	10/2 vs. Oak	10/9 vs. Was.	10/16 @ NYG	10/23 @ NYJ.	11/6 vs. Pitt.	11/10 vs. Cle.	11/20 @ Dal.	11/27 vs. Cin.	12/4 vs. Mia.	12/12 @ NE	12/18 vs. Phi.	12/25 @ Pit.	1/1/17 @ Cin.	Games Played	Games Started	Did Not Play	Inactive
Matthews, Chris	IR	IR	IR	IR	IR	IR	IR	IR	IR	IR	IR	IR	IR	IR	IR	IR	0	0	0	0
Mayle, Vince	NOR	NOR	NOR	NOR	NOR	NOR	NOR	NOR	NOR	NOR	NOR	NOR	NOR	NOR	NOR	INA	0	0	0	1
McClellan, Albert	SAM	SAM	SAM	SAM	SAM	ILB	ILB	SAM	X	X	SAM	X	SAM	SAM	X	X	16	11	0	0
Moore, Chris	X	X	X	X	INA	X	X	X	X	X	X	X	X	X	X	X	15	0	0	1
Mosley, C.J.	ILB	ILB	ILB	ILB	ILB	INA	INA	ILB	ILB	ILB	ILB	ILB	ILB	ILB	ILB	ILB	14	14	0	2
Nembot, Stephane	IR	IR	IR	IR	IR	IR	IR	IR	IR	IR	IR	IR	IR	IR	IR	IR	0	0	0	0
Onwuasor, Patrick	PS	PS	PS	PS	PS	X	X	X	X	X	X	X	X	X	X	ILB	11	1	0	0
Orr, Zachary	ILB	ILB	ILB	ILB	ILB	ILB	ILB	ILB	ILB	ILB	ILB	ILB	ILB	ILB	ILB	IR	15	15	0	0
Perriman, Breshad	X	X	X	X	X	X	WR	X	X	X	X	X	X	X	X	X	16	1	0	0
Pierce, Michael	X	X	X	X	X	X	X	X	X	DT	X	X	X	X	X	X	16	1	0	0
Pitta, Dennis	TE	TE	X	TE	X	X	TE	TE	TE	TE	TE	TE	X	TE	TE	TE	16	12	0	0
Powers, Jerraud	INA	INA	INA	X	X	DB	X	X	DB	DB	X	DB	X	X	DB	DB	13	6	0	3
Price, Sheldon	X	X	X	INA	LCB	IR	IR	IR	IR	IR	IR	IR	IR	IR	IR	IR	4	1	0	1
Pughsley, Jarrod	NOR	NOR	NOR	NOR	NOR	NOR	NOR	NOR	NOR	PS	PS	PS	PS	PS	PS	PS	0	0	0	0
Reynolds, Keenan	PS	PS	PS	PS	PS	PS	PS	PS	PS	PS	PS	PS	PS	PS	PS	INA	0	0	0	1
Rolle, Jumal	IR	IR	IR	IR	IR	IR	IR	IR	IR	IR	IR	IR	IR	IR	IR	IR	0	0	0	0
Skura, Matt	PS	PS	PS	PS	PS	PS	PS	PS	PS	PS	PS	PS	PS	PS	PS	PS	0	0	0	0
Smith, Jimmy	RCB	RCB	RCB	RCB	RCB	RCB	RCB	RCB	RCB	INA	INA	RCB	RCB	INA	INA	IR	11	11	0	4
Smith, Za'Darius	X	X	X	X	X	OLB	RUSH	X	OLB	OLB	INA	X	INA	INA	X	X	13	4	0	3
Smith Sr., Steve	WR	WR	WR	WR	WR	INA	INA	WR	WR	WR	WR	WR	WR	WR	WR	WR	14	14	0	2
Stanley, Ronnie	LT	LT	LT	INA	INA	INA	INA	LT	LT	LT	LT	LT	LT	LT	LT	LT	12	12	0	4
Suggs, Terrell	RUSH	RUSH	RUSH	RUSH	RUSH	RUSH	INA	RUSH	RUSH	RUSH	RUSH	RUSH	RUSH	RUSH	RUSH	RUSH	15	15	0	1
Taliaferro, Lorenzo	PUP	PUP	PUP	PUP	PUP	PUP	X	X	X	INA	INA	INA	INA	IR	IR	IR	3	0	0	4
Traylor, Austin	NOR	NOR	NOR	NOR	NOR	NOR	NOR	NOR	NOR	NOR	NOR	NOR	NOR	NOR	NOR	NOR	0	0	0	0
Tucker, Justin	X	X	X	X	X	X	X	X	X	X	X	X	X	X	X	X	16	0	0	0
Turner, Billy	NOR	NOR	NOR	NOR	NOR	NOR	NOR	NOR	NOR	NOR	NOR	NOR	NOR	NOR	NOR	NOR	0	0	0	0
Urban, Brent	X	X	X	X	X	X	X	X	X	X	X	X	X	X	X	X	16	0	0	0
Urschel, John	INA	INA	INA	X	LG	LG	LG	X	X	X	X	X	X	X	X	X	13	3	0	3
Wagner, Rick	RT	RT	RT	RT	RT	X	RT	RT	RT	RT	RT	RT	RT	RT	RT	INA	15	14	0	1
Wallace, Mike	WR	WR	WR	WR	WR	WR	WR	WR	WR	WR	WR	WR	WR	WR	WR	WR	16	16	0	0
Waller, Darren	SUSP	SUSP	SUSP	SUSP	X	X	X	TE	X	TE	X	X	X	X	X	TE	12	3	0	0
Watson, Benjamin	IR	IR	IR	IR	IR	IR	IR	IR	IR	IR	IR	IR	IR	IR	IR	IR	0	0	0	0
Webb, Lardarius	FS	FS	FS	FS	FS	FS	FS	FS	FS	FS	FS	FS	FS	FS	FS	S	16	16	0	0
Weddle, Eric	SS	SS	SS	SS	SS	SS	SS	SS	SS	SS	SS	SS	SS	SS	SS	SS	16	16	0	0
Wesley, De'Ondre	IR	IR	IR	IR	IR	IR	IR	IR	IR	IR	IR	IR	IR	IR	IR	IR	0	0	0	0
West, Terrance	X	X	X	RB	RB	RB	RB	RB	RB	RB	RB	RB	RB	RB	RB	RB	16	13	0	0
Williams, Brandon	NT	NT	NT	NT	NT	NT	NT	NT	NT	NT	NT	NT	NT	NT	NT	NT	16	16	0	0
Williams, Maxx	X	X	X	X	X	IR	IR	IR	IR	IR	IR	IR	IR	IR	IR	IR	4	0	0	0
Wright, Shareece	LCB	LCB	LCB	LCB	INA	X	INA	INA	INA	RCB	LCB	X	X	RCB	RCB	RCB	12	9	0	4
Yanda, Marshal	RG	RG	RG	RG	RG	INA	INA	RG	INA	LG	LG	LG	LG	LG	LG	LG	13	13	0	3
Young, Tavon	X	X	X	X	X	LCB	LCB	LCB	LCB	LCB	RCB	LCB	LCB	LCB	LCB	LCB	16	11	0	0
Zuttah, Jeremy	C	C	C	C	C	C	C	C	C	C	C	C	C	C	C	C	16	16	0	0

X=substituted; IR=injured reserve; IRDR=injured reserve/designated return; PUP=physically unable to perform; NOR=not on roster; PS=practice squad; NFI=non-football injury; SUSP=suspended

2016 GAME-BY-GAME STARTERS

OFFENSE

GAME	WR	LT	LG	C	RG	RT	TE	WR	QB	RB	FB	OTHER
Sept. 11 vs. Buffalo	Wallace	Stanley	A. Lewis	Zuttah	Yanda	Wagner	Pitta	Smith Sr.	Flacco	Forsett	Jusczyk	
Sept. 18 at Cleveland	Wallace	Stanley	A. Lewis	Zuttah	Yanda	Wagner	Pitta	Smith Sr.	Flacco	Forsett	n/a	Gillmore (TE)
Sept. 25 at Jacksonville	Wallace	Stanley	A. Lewis	Zuttah	Yanda	Wagner	Gillmore	Smith Sr.	Flacco	Forsett	Jusczyk	
Oct. 2 vs. Oakland	Wallace	Hurst	Jensen	Zuttah	Yanda	Wagner	Pitta	Smith Sr.	Flacco	West	n/a	Gillmore (TE)
Oct. 9 vs. Washington	Wallace	A. Lewis	Urschel	Zuttah	Yanda	Wagner	Gillmore	Smith Sr.	Flacco	West	Jusczyk	
Oct. 16 at NY Giants	Wallace	A. Lewis	Urschel	Zuttah	Jensen	Hurst	Gillmore	Aiken	Flacco	West	Jusczyk	
Oct. 23 at NY Jets	Wallace	A. Lewis	Urschel	Zuttah	Jensen	Wagner	Pitta	Aiken	Flacco	West	n/a	Perriman (WR)
Nov. 6 vs. Pittsburgh	Wallace	Stanley	A. Lewis	Zuttah	Yanda	Wagner	Pitta	Smith Sr.	Flacco	West	n/a	Waller (TE)
Nov. 10 vs. Cleveland	Wallace	Stanley	A. Lewis	Zuttah	Ducasse	Wagner	Pitta	Smith Sr.	Flacco	West	Jusczyk	
Nov. 20 at Dallas	Wallace	Stanley	Yanda	Zuttah	Ducasse	Wagner	Pitta	Smith Sr.	Flacco	West	n/a	Waller (TE)
Nov. 27 vs. Cincinnati	Wallace	Stanley	Yanda	Zuttah	Ducasse	Wagner	Pitta	Smith Sr.	Flacco	West	n/a	Aiken (WR)
Dec. 4 vs. Miami	Wallace	Stanley	Yanda	Zuttah	Ducasse	Wagner	Pitta	Smith Sr.	Flacco	West	n/a	Aiken (WR)
Dec. 12 at New England	Wallace	Stanley	Yanda	Zuttah	Ducasse	Wagner	n/a	Smith Sr.	Flacco	West	Jusczyk	Aiken (WR)
Dec. 18 vs. Philadelphia	Wallace	Stanley	Yanda	Zuttah	Ducasse	Wagner	Pitta	Smith Sr.	Flacco	West	n/a	Aiken (WR)
Dec. 25 at Pittsburgh	Wallace	Stanley	Yanda	Zuttah	Ducasse	Wagner	Pitta	Smith Sr.	Flacco	West	Jusczyk	
Jan. 1 at Cincinnati	Wallace	Stanley	Yanda	Zuttah	Ducasse	Hurst	Pitta	Smith Sr.	Flacco	West	n/a	Waller (TE)

DEFENSE

GAME	DT	DE	NT	SAM	MIKE	WILL	RUSH	RCB	LCB	SS	FS	OTHER
Sept. 11 vs. Buffalo	Jernigan	Guy	B. Williams	McClellan	Mosley	Orr	Suggs	J. Smith	Wright	Weddle	Webb	
Sept. 18 at Cleveland	Jernigan	Guy	B. Williams	McClellan	Mosley	Orr	Suggs	J. Smith	Wright	Weddle	Webb	
Sept. 25 at Jacksonville	Jernigan	Guy	B. Williams	McClellan	Mosley	Orr	Suggs	J. Smith	Wright	Weddle	Webb	
Oct. 2 vs. Oakland	Jernigan	Guy	B. Williams	McClellan	Mosley	Orr	Suggs	J. Smith	Wright	Weddle	Webb	
Oct. 9 vs. Washington	Jernigan	Guy	B. Williams	McClellan	Mosley	Orr	Suggs	J. Smith	Price	Weddle	Webb	
Oct. 16 at NY Giants	Jernigan	n/a	B. Williams	Z. Smith	Orr	McClellan	Suggs	J. Smith	Young	Weddle	Webb	Powers (DB)
Oct. 23 at NY Jets	Jernigan	Guy	B. Williams	Correa	Orr	McClellan	Z. Smith	J. Smith	Young	Weddle	Webb	
Nov. 6 vs. Pittsburgh	Jernigan	Guy	B. Williams	McClellan	Mosley	Orr	Suggs	J. Smith	Young	Weddle	Webb	
Nov. 10 vs. Cleveland	Jernigan	n/a	B. Williams	Z. Smith	Mosley	Orr	Suggs	J. Smith	Young	Weddle	Webb	Powers (DB)
Nov. 20 at Dallas	Pierce	n/a	B. Williams	Z. Smith	Mosley	Orr	Suggs	Wright	Young	Weddle	Webb	Powers (DB)
Nov. 27 vs. Cincinnati	Jernigan	Guy	B. Williams	McClellan	Mosley	Orr	Suggs	Young	Wright	Weddle	Webb	
Dec. 4 vs. Miami	Jernigan	n/a	B. Williams	Dumervil	Mosley	Orr	Suggs	J. Smith	Young	Weddle	Webb	Powers (DB)
Dec. 12 at New England	Jernigan	Guy	B. Williams	McClellan	Mosley	Orr	Suggs	J. Smith	Young	Weddle	Webb	
Dec. 18 vs. Philadelphia	Jernigan	Guy	B. Williams	McClellan	Mosley	Orr	Suggs	Wright	Young	Weddle	Webb	
Dec. 25 at Pittsburgh	Jernigan	n/a	B. Williams	Dumervil	Mosley	Orr	Suggs	Wright	Young	Weddle	Webb	Powers (DB)
Jan. 1 at Cincinnati	Jernigan	n/a	B. Williams	Dumervil	Mosley	Onwuasor	Suggs	Wright	Young	Weddle	Webb	Powers (DB)

Bold denotes first NFL start



HOW THE 2016 RAVENS WERE BUILT

HOW ACQUIRED

YEAR	PLAYER	ACQ.
2003	OLB Terrell Suggs	D1a
2006	P Sam Koch	D6a
2007	G/T Marshal Yanda	D3b
2008	QB Joe Flacco	D1
2009	DB Lardarius Webb	D3
2010	LS Morgan Cox	RFA
	LB Albert McClellan	RFA
	TE Dennis Pitta	D4
2011	<i>CB Jimmy Smith [Injured Reserve]</i>	<i>D1</i>
2012	DB/LB Anthony Levine Sr.	FA
	K Justin Tucker	RFA
2013	OLB Elvis Dumervil	FA
	S Matt Elam	D1
	OL Ryan Jensen	D6b
	FB Kyle Juszczyk	D4b
	T Rick Wagner	D5
	DT Brandon Williams	D3
2014	WR Kamar Aiken	FA
	WR/RS Michael Campanaro	D7
	RB Justin Forsett	FA
	TE Crockett Gillmore	D3b
	DE Lawrence Guy	WA (SD)
	OL James Hurst	RFA
	DT Timmy Jernigan	D2
	LB C.J. Mosley	D1
	<i>LB Zachary Orr [Injured Reserve]</i>	<i>RFA</i>
	WR Steve Smith Sr.	FA
	DE Brent Urban	D4a
	<i>RB Lorenzo Taliaferro [Injured Reserve]</i>	<i>D4b</i>
	G/C John Urschel	D5
	C Jeremy Zuttah	TR (TB)
2015	RB Javorius Allen	D4b
	<i>CB Kyle Arrington [Injured Reserve]</i>	<i>FA</i>
	OLB Brennen Beyer	FA
	TE Nick Boyle	D5a
	<i>DT Carl Davis [Injured Reserve]</i>	<i>D3</i>
	<i>S Kendrick Lewis [Injured Reserve]</i>	<i>UFA (Hou.)</i>
	QB Ryan Mallett	FA
	<i>WR Chris Matthews [Injured Reserve]</i>	<i>FA</i>
	WR Breshad Perriman	D1
	<i>CB Sheldon Price [Injured Reserve]</i>	<i>FA</i>
	<i>CB Jumal Rolle [Injured Reserve]</i>	<i>FA</i>
	OLB Za'Darius Smith	D4a
	WR Darren Waller	D6
	<i>T De'Andre Wesley [Injured Reserve]</i>	<i>RFA</i>
	RB Terrance West	FA
	<i>TE Maxx Williams [Injured Reserve]</i>	<i>D2</i>
	CB Shareece Wright	FA
2016	<i>CB Maurice Canady [Injured Reserve]</i>	<i>D6b</i>
	<i>OLB Kamalei Correa [Injured Reserve]</i>	<i>D2</i>
	RB Kenneth Dixon	D4e
	G Vladimir Ducasse	FA
	<i>DT Willie Henry [Injured Reserve]</i>	<i>D4d</i>
	S Marqueston Huff	FA
	OLB Matthew Judon	D5
	<i>DE Bronson Kaufusi [Injured Reserve]</i>	<i>D3</i>
	G/T Alex Lewis	D4c
	CB Chris Lewis-Harris	WA (Cin.)
	ILB Lamar Louis	FA
	<i>OLB Cavellis Luckett [Injured Reserve]</i>	<i>FA</i>
	WR Vince Mayle	WA (Dal.)
	WR Chris Moore	D4b
	<i>T Stephane Nembot [Injured Reserve]</i>	<i>RFA</i>
	ILB Patrick Onwuasor	RFA
	WR/RS Keenan Reynolds	D6a
	T Ronnie Stanley	D1
	DT Michael Pierce	RFA
	CB Jerraud Powers	FA
	WR Mike Wallace	FA
	<i>TE Benjamin Watson [Injured Reserve]</i>	<i>UFA (NO)</i>
	S Eric Weddle	UFA (SD)
	CB Tavon Young	D4a

RAVENS BY DRAFT ROUND

1ST ROUND (8)	TEAM	YEAR
OLB Terrell Suggs	Baltimore	2003 (10th)
<i>TE Benjamin Watson [Injured Reserve]</i>	<i>New England</i>	<i>2004 (32nd)</i>
QB Joe Flacco	Baltimore	2008 (18th)
<i>CB Jimmy Smith [Injured Reserve]</i>	<i>Baltimore</i>	<i>2011 (27th)</i>
S Matt Elam	Baltimore	2013 (32nd)
LB C.J. Mosley	Baltimore	2014 (17th)
WR Breshad Perriman	Baltimore	2015 (26th)
T Ronnie Stanley	Baltimore	2016 (6th)
2ND ROUND (5)		
S Eric Weddle	San Diego	2007
G Vladimir Ducasse	NY Jets	2010
DT Timmy Jernigan	Baltimore	2014
<i>TE Maxx Williams [Injured Reserve]</i>	<i>Baltimore</i>	<i>2015</i>
<i>OLB Kamalei Correa [Injured Reserve]</i>	<i>Baltimore</i>	<i>2016</i>
3RD ROUND (13)		
WR Steve Smith Sr.	Carolina	2001
G/T Marshal Yanda	Baltimore	2007
C Jeremy Zuttah	Tampa Bay	2008
CB Jerraud Powers	Indianapolis	2009
WR Mike Wallace	Pittsburgh	2009
CB/RS Lardarius Webb	Baltimore	2009
QB Ryan Mallett	New England	2011
CB Shareece Wright	San Diego	2011
DT Brandon Williams	Baltimore	2013
TE Crockett Gillmore	Baltimore	2014
RB Terrance West	Cleveland	2014
<i>DT Carl Davis [Injured Reserve]</i>	<i>Baltimore</i>	<i>2015</i>
<i>DE Bronson Kaufusi [Injured Reserve]</i>	<i>Baltimore</i>	<i>2016</i>
4TH ROUND (14)		
OLB Elvis Dumervil	Denver	2006
TE Dennis Pitta	Baltimore	2010
FB Kyle Juszczyk	Baltimore	2013
S Marqueston Huff	Tennessee	2014
<i>RB Lorenzo Taliaferro [Injured Reserve]</i>	<i>Baltimore</i>	<i>2014</i>
DE Brent Urban	Baltimore	2014
WR Vince Mayle	Cleveland	2015
OLB Za'Darius Smith	Baltimore	2015
RB Javorius Allen	Baltimore	2015
RB Kenneth Dixon	Baltimore	2016
<i>DT Willie Henry [Injured Reserve]</i>	<i>Baltimore</i>	<i>2016</i>
G/T Alex Lewis	Baltimore	2016
WR Chris Moore	Baltimore	2016
CB Tavon Young	Baltimore	2016
5TH ROUND (5)		
<i>S Kendrick Lewis [Injured Reserve]</i>	<i>Kansas City</i>	<i>2010</i>
G/T Rick Wagner	Baltimore	2013
G/C John Urschel	Baltimore	2014
TE Nick Boyle	Baltimore	2015
OLB Matthew Judon	Baltimore	2016
6TH ROUND (5)		
P Sam Koch	Baltimore	2006
OL Ryan Jensen	Baltimore	2013
WR Darren Waller	Baltimore	2015
<i>CB Maurice Canady [Injured Reserve]</i>	<i>Baltimore</i>	<i>2016</i>
WR/RS Keenan Reynolds	Baltimore	2016
7TH ROUND (2)		
DE Lawrence Guy	Green Bay	2011
WR/RS Michael Campanaro	Baltimore	2014
UNDRAFTED (19)		
<i>CB Kyle Arrington [Injured Reserve]</i>	<i>Philadelphia</i>	<i>2008</i>
LS Morgan Cox	Baltimore	2010
DB Anthony Levine Sr.	Green Bay	2010
LB Albert McClellan	Baltimore	2010
WR Kamar Aiken	Buffalo	2011
<i>WR Chris Matthews [Injured Reserve]</i>	<i>Cleveland</i>	<i>2011</i>
CB Chris Lewis-Harris	Cincinnati	2012
K Justin Tucker	Baltimore	2012
<i>CB Sheldon Price [Injured Reserve]</i>	<i>Indianapolis</i>	<i>2013</i>
<i>CB Jumal Rolle [Injured Reserve]</i>	<i>Buffalo</i>	<i>2013</i>
OL James Hurst	Baltimore	2014
<i>LB Zachary Orr [Injured Reserve]</i>	<i>Baltimore</i>	<i>2014</i>
OLB Brennen Beyer	Baltimore	2015
<i>T De'Andre Wesley [Injured Reserve]</i>	<i>Baltimore</i>	<i>2015</i>
ILB Lamar Louis	Arizona	2016
<i>OLB Cavellis Luckett [Injured Reserve]</i>	<i>Baltimore</i>	<i>2016</i>
<i>T Stephane Nembot [Injured Reserve]</i>	<i>Baltimore</i>	<i>2016</i>
ILB Patrick Onwuasor	Baltimore	2016
DT Michael Pierce	Baltimore	2016

(UFA) Unrestricted free agent; (RFA) Rookie free agent; Injured Reserve Players in Italics

2016 HONORS / MILESTONES

LS MORGAN COX

- **Pro Bowl (second selection – tabbed a “need” player)**
- Handled all snapping duties for P Sam Koch and K Justin Tucker, helping Tucker score a franchise-record 141 points.
- Helped Tucker connect on a league-leading 38 FGs and convert on all 10 of his FGAs from 50-plus yards, tying (Blair Walsh, 2012) for the most such kicks in NFL single-season history.

QB JOE FLACCO

- **Fed Ex Air NFL Player of the Week (Week 13, 2016)**
- Set a Ravens’ single-season record for passing yards (4,317), which in 2016 also ranked as the NFL’s seventh most and the AFC’s second most.
- Recorded a franchise-record 37 completions on 52 attempts (71.2%) and threw for 324 yards and 2 TDs in a game against New England. Just a week before against the Dolphins, Flacco set the previous record for completions (36), earning FedEx Air Player of the Week honors.
- Threw 20 TDs on the season, including a career-long (and franchise-record) 95-yarder to WR Mike Wallace.

DE LAWRENCE GUY

- **AFC Special Teams Player of the Week (Week 2)**
- Earned AFC Special Teams Player of the Week after blocking an extra point, which CB Tavon Young returned for a defensive 2-point conversion at Cleveland.

DT TIMMY JERNIGAN

- Produced a career-high 5 sacks (second on the team), which tied three players (Jurrell Casey, Ndamukong Suh & Kyle Williams) for the AFC’s third most among DTs.
- Ranked sixth among AFC DTs with 9 TFL, while he also posted his first-career INT.

FB KYLE JUSZCZYK

- **Pro Bowl (first selection)**
- Ranked first among NFL fullbacks in receiving yards (266) and receptions (37) becoming the third fullback in Ravens history to earn Pro Bowl honors, joining Le’Ron McClain (2008-09) and Vonta Leach (2011-12).
- Played his 64th-consecutive game, tying Kansas City’s Anthony Sherman for the longest streak among active NFL fullbacks.

ILB C.J. MOSLEY

- **Pro Bowl (second selection)**
- Posted a career-high 4 INTs, ranking as the second most among NFL linebackers.
- Recorded his 300th tackle at New England (12/12) and is one of just five defenders to tally at least 300 tackles, 5 sacks and 5 INTs since 2014.

ILB ZACHARY ORR

- **Second-Team All-Pro (Associated Press)**
- Recorded a career- and team-high 130 tackles, which ranked 10th in the NFL.
- Orr was one of just two players (Thomas Davis) to post at least 100 tackles, 3 INTs, 1 FF and 1 FR in 2016.

TE DENNIS PITTA

- In his first game action since 2014, finished the season with 86 receptions, which led all NFL tight ends.
- Pitta’s 86 catches stand as the most by a TE in Ravens single-season history and tie (Derrick Mason, 2005) for second overall.
- Finished the season with a career-high 729 receiving yards, improving his career total to 2,098, passing Shannon Sharpe (1,621) and moving into second among Ravens TEs in all-time receiving yards behind Todd Heap (5,869).

WR STEVE SMITH SR.

- Passed Hall of Fame WR Marvin Harrison for the seventh-most receiving yards in NFL history (finished his career with 14,731).
- Produced his 1,000th reception in Week 11 at Dallas, becoming just the 14th player in NFL history to reach the 1,000 milestone.
- Posted 8 catches for 111 yards and 1 TD vs. Oak. (10/2), totalling his 51st 100-yard performance (eighth as a Raven), which stands fourth all time
- Secured 70 receptions, finishing the 2016 season ranked third (Brandon Marshall and Larry Fitzgerald) among then-active wide receivers in consecutive games with a catch (143).

K JUSTIN TUCKER

- **Pro Bowl (second selection)**
- **First-Team All-Pro (Associated Press)**
- **PFW/PFWA All-NFL Team**
- **NFL All-Pro Team (The Sporting News)**
- **Team MVP (Baltimore Media)**
- **AFC Special Teams Player of the Month (September)**
- **AFC Special Teams Player of the Week (Week 12)**
- Connected on 38 of 39 FGAs (lone miss was a block), posting the fifth-best percentage in NFL single-season history (97.4).
- Scored a franchise-record 141 points, which ranked second in the league only behind Atlanta’s Matt Bryant (158).
- Tucker’s 10 FGs of 50-plus-yards are a Ravens’ single-season record. They tie (Blair Walsh, 2012) for the most in NFL history. “Tuck” was a perfect 10-for-10.

WR MIKE WALLACE

- Tallied an NFL-high 5 receptions of at least 50 yards, including the longest offensive play from scrimmage in Ravens history when he scored on a 95-yard catch and run vs. Pittsburgh (11/6).
- Posted the third 1,000-yard season of his career with a team-leading 1,017 receiving yards.

S ERIC WEDDLE

- **Pro Bowl (fourth selection)**
- Was one of three NFL safeties (Landon Collins and Kurt Coleman) with at least 4 INTs and 1 sack in 2016.
- His 4 INTs tied (three players) for fifth most among NFL safeties and his 23-career INTs tie for sixth among active safeties.

DT BRANDON WILLIAMS

- Produced 51 total tackles, ranking third among NFL nose tackles, while his 34 solo tackles ranked second among players at his position. Williams also blocked his first-career FG attempt.

G MARSHAL YANDA

- **Pro Bowl (sixth selection)**
- **Second-Team All-Pro (Associated Press)**
- **NFL All-Pro Team (The Sporting News)**
- Earned his sixth-consecutive Pro Bowl, while anchoring the Ravens’ offensive line unit and playing LG before seamlessly switching to RG midway through the season to help combat a shoulder injury.
- Yanda’s six straight All-Star nods rank as the NFL’s second-longest active streak among offensive linemen and first among guards.

C JEREMY ZUTTAH

- **Pro Bowl (first selection)**

RAVENS SPECIAL TEAMS

- Tied for first in the NFL (Miami) with 4 blocked kicks. Since 2014, the Ravens have produced the NFL’s most blocked kicks (12).
- The Ravens ranked fifth in Rick Gosselin’s (*Dallas Morning News*) annual special teams report, marking the fifth-straight season the Ravens have been in the Top 5, the only team to accomplish the feat.

RAVENS DEFENSE

- Through the first 12 games, Baltimore ranked No. 1 in the NFL in yards allowed, but the unit finished seventh overall (322.1 ypg), marking the 12th time in the past 14 seasons that the Ravens boasted a Top 10 defense.
- Allowing 89.4 yards per game, the Ravens ranked No. 5 vs. the run. Baltimore also extended its NFL record to 21-consecutive seasons of not permitting over 4.0 yards per carry (3.7 in 2016).
- Baltimore’s ninth-ranked pass defense (232.8 ypg) tied (KC & SD) to produce the NFL’s most interceptions (18). The Ravens forced 28 turnovers, tying (Ari. & SD) for the NFL’s fourth most.

2016 GAME-BY-GAME OFFENSE

OFFENSE	9/11	9/18	9/25	10/2	10/9	10/16	10/23	11/6	11/10	11/20	11/27	12/4	12/12	12/18	12/25	1/1/17
	Buf.	@Cle.	@Jax.	Oak.	Was.	@NYJ	@NYJ	Pit.	Cle.	@Dal.	Cin.	Mia.	@NE	Phi.	@Pit.	@Cin.
Points	13	25	19	27	10	23	16	21	28	7	19	38	23	27	27	10
1st Qtr	3	2	7	0	7	10	10	7	0	7	10	14	0	10	3	3
2nd Qtr	7	10	6	6	3	0	6	3	6	3	6	10	3	10	3	0
3rd Qtr	0	7	3	6	0	3	0	3	15	0	0	0	14	0	11	0
4th Qtr	3	6	3	15	0	10	0	8	7	7	3	14	6	7	10	7
Overtime	0	0	0	0	0	0	0	0	0	0	0	0	0	0	0	0
TDs (Ru-P-Ret)	0-1-0	0-2-0	1-0-0	2-1-0	0-1-0	2-0-0	0-0-1	0-1-1	0-3-0	1-1-0	0-1-0	1-4-0	0-2-0	1-2-0	1-1-0	1-0-0
PATs (M/A)	1-1	2-2	1-1	1-1	1-1	2-2	1-1	1-1	2-2	2-2	1-1	5-5	2-2	3-3	1-1	1-1
2PT Convs (M/A)	0-0	1-1	0-0	1-2	0-0	0-0	0-0	1-1	1-1	0-0	0-0	0-0	0-0	0-0	1-1	0-0
FGs (M/A)	2-2	3-3	4-4	2-2	1-1	3-3	3-3	2-2	2-2	1-1	4-4	1-1	3-4	2-2	4-4	1-1
Safeties	0	0	0	0	0	0	0	0	0	0	0	0	0	0	0	0
First Downs	18	22	18	25	18	22	11	13	29	17	16	28	17	18	22	22
Rushing	4	3	3	7	5	7	0	2	7	6	4	8	3	4	9	7
Passing	11	17	11	15	12	10	11	7	19	10	12	20	13	12	11	14
Penalty	3	2	4	3	3	5	0	4	3	1	0	0	1	2	2	1
3rd Down Conv (M/A)	6-15	10-16	3-13	5-17	3-15	5-18	3-14	4-17	7-12	3-9	5-16	5-11	6-16	4-11	9-17	8-16
3rd Down Conv Pct	40%	63%	23%	29%	20%	28%	21%	24%	58%	33%	31%	45%	38%	36%	53%	50%
4th Down Conv (M/A)	0-1	0-1	1-1	1-2	1-3	1-2	0-1	0-0	0-0	0-0	1-2	2-2	0-0	0-0	0-1	1-3
4th Down Conv Pct	0%	0%	100%	50%	33%	50%	0%	0%	0%	0%	50%	100%	0%	0%	0%	33%
Total Net Yards	308	382	283	412	306	391	245	274	396	368	311	496	348	340	368	335
Total Off. Plays	65	71	64	80	69	76	57	63	77	52	68	70	68	57	72	70
Avg. Gain Per Play	4.7	5.4	4.4	5.2	4.4	5.1	4.3	4.3	5.1	7.1	4.6	7.1	5.1	6.0	5.1	4.8
Net Yards Rushing	83	80	84	130	118	98	11	50	119	101	92	110	42	151	122	72
Total Rushing Plays	28	26	22	26	19	26	11	29	34	16	30	20	14	24	26	16
Avg. Gain Per Rush	3.0	3.1	3.8	5.0	6.2	3.8	1.0	1.7	3.5	6.3	3.1	5.5	3.0	6.3	4.7	4.5
Net Yards Passing	225	302	199	282	188	293	234	224	277	267	219	386	306	189	246	263
Times Sacked	4	0	2	2	3	2	2	3	2	1	2	0	2	3	2	3
Yards Lost on Sacks	33	0	15	16	22	14	14	26	19	2	15	0	18	17	16	16
Gross Yards Passing	258	302	214	298	210	307	248	250	296	269	234	386	324	206	262	279
Pass Attempts	33	45	40	52	47	48	44	31	41	35	36	50	52	30	44	51
Pass Completions	22	25	29	32	30	26	25	19	30	23	25	37	37	16	30	33
Completion Pct	66.7%	55.6%	72.5%	61.5%	63.8%	54.2%	56.8%	61.3%	73.2%	65.7%	69.4%	74.0%	71.2%	53.3%	68.2%	64.7
Avg. Gain Per Pass	6.1	6.7	4.7	5.2	3.8	5.9	5.3	6.6	6.4	7.4	5.8	7.7	5.7	5.7	5.3	4.9
Interceptions	0	2	2	0	0	0	2	1	2	0	1	0	1	1	1	2
Fumbles / Fum. Lost	1-1	0-0	2-1	3-1	1-1	0-0	3-1	2-0	0-0	1-0	1-0	1-1	0-0	2-1	2-0	0-0
Penalties	6	4	8	10	9	15	4	10	6	12	8	7	8	7	7	4
Penalty Yards	35	29	58	105	65	111	35	94	61	136	69	68	47	62	95	41
Punts	3	3	5	7	8	5	6	9	4	5	5	3	6	4	3	4
Gross Punting Average	42.7	47.0	48.6	48.9	47.6	47.8	50.8	42.2	46.0	47.4	44.4	31.0	48.2	49.3	36.3	43.8
Touchbacks	0	0	0	1	1	0	0	0	1	1	0	0	0	1	0	0
Inside20	0	2	1	1	2	3	3	5	3	2	4	2	3	1	3	2
Punts Blocked	0	0	0	0	0	0	0	0	0	0	0	0	0	0	0	0
Net Punting Average	35.7	42.7	38.4	33.1	34.0	45.6	47.8	41.7	41.5	38.6	42.2	31.0	47.0	38.8	36.3	40.0
Punt Returns	2	2	1	3	1	1	3	3	3	1	3	3	1	0	2	3
Punt Return Yards	1	22	0	42	0	3	9	15	27	0	49	3	12	0	25	38
Punt Return Avg.	0.5	11.0	0.0	14.0	0.0	3.0	3.0	5.0	9.0	0.0	16.3	1.0	12.0	0.0	12.5	12.7
Fair Catches	1	2	2	2	0	1	1	2	3	1	1	1	1	1	1	1
Kickoff Returns	2	2	0	4	1	1	0	1	2	1	3	1	2	5	1	2
Kickoff Return Yards	37	80	0	123	19	26	0	28	42	17	63	17	40	106	19	19
Kickoff Return Avg.	18.5	40.0	0.0	30.8	19.0	26.0	0.0	28.0	21.0	17.0	21.0	17.0	20.0	21.2	19.0	9.5
Time of Possession	32:53	30:59	31:06	34:44	30:25	35:04	23:23	32:10	38:36	24:21	31:17	29:14	30:46	23:22	34:37	29:18

2016 GAME-BY-GAME DEFENSE

DEFENSE	9/11	9/18	9/25	10/2	10/9	10/16	10/23	11/6	11/10	11/20	11/27	12/4	12/12	12/18	12/25	1/1/17
	Buf.	@Cle.	@Jax.	Oak.	Was.	@NYG	@NYJ	Pit.	Cle.	@Dal.	Cin.	Mia.	@NE	Phi.	@Pit.	@Cin.
Points	7	20	17	28	16	27	24	14	7	27	14	6	30	26	31	27
1st Qtr	0	20	0	7	6	0	7	0	0	0	0	0	9	3	7	14
2nd Qtr	7	0	7	7	0	7	7	0	7	10	3	0	7	11	0	6
3rd Qtr	0	0	7	0	10	10	10	0	0	7	6	0	7	0	3	0
4th Qtr	0	0	3	14	0	10	0	14	0	10	5	6	7	12	21	7
Overtime	0	0	0	0	0	0	0	0	0	0	0	0	0	0	0	0
TDs (Ru-P-Ret)	1-0-0	1-2-0	0-2-0	0-4-0	0-1-1	0-3-0	1-2-0	1-1-0	0-1-0	0-3-0	0-1-0	0-1-0	1-3-0	2-0-0	1-3-0	2-1-0
PATs (M/A)	1-1	2-3	2-2	4-4	1-2	3-3	3-3	2-2	1-1	3-3	0-1	0-0	4-4	0-0	4-4	3-3
2PT Convs (M/A)	0-0	0-0	0-0	0-0	0-0	0-0	0-0	0-0	0-0	0-0	0-0	0-1	0-0	1-2	0-0	3-3
FGs (M/A)	0-1	0-1	1-2	0-0	1-2	2-2	1-2	0-0	0-0	2-2	2-2	0-1	0-0	4-4	1-1	2-2
Safeties	0	0	0	0	0	0	0	0	0	0	1	0	1	0	0	0
First Downs	11	17	14	13	18	19	16	15	11	27	22	16	20	27	23	25
Rushing	5	2	1	1	4	0	7	3	1	6	3	3	6	13	9	10
Passing	5	15	12	11	12	16	7	10	9	19	15	11	13	10	12	13
Penalty	1	0	1	1	2	3	2	2	1	2	4	2	2	4	2	2
3rd Down Conv (M/A)	3-13	8-15	6-16	3-12	3-12	4-14	6-16	4-16	2-10	7-12	5-16	4-13	8-16	8-18	3-7	1-8
3rd Down Conv Pct	23.1%	53.3%	37.5%	25%	25%	28.6%	37.5%	25%	20%	58.3%	31.3%	30.8%	50%	44.4%	42.9%	12.5%
4th Down Conv (M/A)	2-2	1-1	0-0	0-0	1-2	3-3	0-1	1-2	0-0	0-0	1-1	0-0	1-1	1-3	0-0	0-0
4th Down Conv Pct	100%	100%	0%	0%	50%	100%	0%	50%	0%	0%	100%	0%	100%	33.3%	0%	0%
Total Net Yards	160	387	216	261	310	435	344	277	144	417	325	277	496	328	406	371
Total Off. Plays	48	59	63	54	62	64	66	65	48	67	71	58	65	81	55	67
Avg. Gain Per Play	3.3	6.6	3.4	4.8	5.0	6.8	5.2	4.3	3.0	6.2	4.6	4.8	7.6	4.0	7.4	5.5
Net Yards Rushing	65	145	48	62	60	38	155	36	33	118	64	62	95	169	127	153
Total Rushing Plays	24	23	21	19	20	17	39	18	13	30	20	16	26	38	22	38
Avg. Gain Per Rush	2.7	6.3	2.3	3.3	3.0	2.2	4.0	2.0	2.5	3.9	3.2	3.9	3.7	4.4	5.8	4.0
Net Yards Passing	95	242	168	199	250	397	189	241	111	299	261	215	401	159	279	218
Times Sacked	2	3	4	0	1	1	5	2	4	1	3	2	1	1	0	1
Yards Lost on Sacks	16	18	26	0	10	6	26	23	39	2	22	11	5	11	0	8
Gross Yards Passing	111	260	194	199	260	403	215	264	150	301	283	226	406	170	279	226
Pass Attempts	22	33	38	35	41	46	22	45	31	36	48	40	38	42	33	28
Pass Completions	15	20	24	25	29	32	13	23	17	27	26	29	25	22	24	18
Completion Pct	68.2%	60.6%	63.2%	71.4%	70.7%	69.6%	59.1%	51.1%	54.8%	75.0%	54.2%	72.5%	65.8%	52.4%	72.7%	64.3%
Avg. Gain Per Pass	4.0	6.7	4	5.7	6.0	8.4	7	5.1	3.2	8.1	5.1	5.1	10.3	3.7	8.5	7.5
Interceptions	0	2	3	0	1	2	0	1	2	0	0	3	1	1	2	0
Fumbles / Fum. Lost	0-0	3-0	0-0	1-1	2-1	1-1	2-2	2-0	2-1	1-0	4-2	2-0	2-2	3-0	0-0	1-0
Penalties	8	8	7	12	4	7	4	13	3	5	2	7	5	3	4	2
Penalty Yards	89	59	75	93	46	119	25	99	35	45	15	57	48	30	45	20
Punts	7	5	6	8	6	4	6	10	7	4	6	6	6	2	3	5
Gross Punting Average	44.7	45.2	41.5	51.8	42.2	51.3	39.5	43.1	42.9	46.0	47.2	37.0	49.0	47.0	45.7	49.4
Touchbacks	1	0	1	0	2	0	0	0	0	1	1	0	1	0	0	1
Inside20	3	2	2	4	2	1	3	2	1	2	1	3	2	1	1	1
Punts Blocked	0	0	0	0	0	0	0	1	0	0	0	0	0	0	0	0
Net Punting Average	41.7	40.8	38.2	46.5	35.5	50.5	38.0	41.6	39.0	41.0	35.7	36.5	43.7	47.0	37.3	37.8
Punt Returns	1	2	5	4	2	3	3	3	2	2	1	0	2	1	0	2
Punt Return Yards	21	13	51	90	89	11	18	5	-2	24	11	0	7	22	0	15
Punt Return Avg.	21.0	6.5	10.2	22.5	44.5	3.7	6.0	1.7	-1.0	12.0	11.0	0.0	3.5	22.0	0.0	7.5
Fair Catches	1	0	0	1	1	2	0	2	0	1	1	2	1	0	1	1
Kickoff Returns	1	2	4	3	1	0	2	0	0	0	4	1	3	2	3	1
Kickoff Return Yards	13	32	58	66	45	0	43	0	0	102	18	56	56	53	59	14
Kickoff Return Avg.	13.0	16.0	14.5	22.0	45.0	0.0	21.5	0.0	0.0	25.5	18.0	18.7	18.7	26.5	19.7	14.0
Time of Possession	27:07	29:01	28:54	25:16	29:35	24:56	36:37	27:50	21:24	35:39	28:43	30:46	29:14	36:38	25:23	30:42



GAME 1: RAVENS 13, BILLS 7

Baltimore (1-0) - Buffalo (0-1)

Sunday, September 11, 2016 • 1:04 PM ET • M&T Bank Stadium • Baltimore

Weather: 84°, Partly Cloudy, Wind NE 8 mph • Attendance: 71,104 • Time: 2:54



In a hard-fought, season-opening battle, the Ravens stopped the Bills, 13-7. Baltimore's defense was outstanding, limiting Buffalo to just 160 total yards, including 95 in the air. Bills QB Tyrod Taylor, who spent his first four seasons as QB Joe Flacco's backup with the Ravens, was sacked twice while completing 15 of 22 for 111 yards. Buffalo converted just 3 of 13 third-down attempts. The Ravens' defensive dominance was shown in the fourth quarter when they held the Bills to three-straight three-and-outs. Starting CBs Shareece Wright and Jimmy Smith, who played on the same high school team, were spectacular. Wright produced a game- and career-high 11 tackles, including 3 behind the line of scrimmage. Smith held standout WR Sammy Watkins to 4 catches for 43 yards. DT Timmy Jernigan added two tackles for loss, while OLB Terrell Suggs earned a sack after missing the final 15 games of 2015 with a torn Achilles. WR Mike Wallace was added to the roster in the offseason to help create big plays and his 66-yard touchdown catch from Flacco proved the difference in the victory. Wallace ended the contest with 3 grabs for 91 yards. Flacco, who completed passes to 10 different Ravens, was 23-of-34 for 258 yards. He was sacked 4 times by the aggressive Bills, twice by OLB Jerry Hughes. Baltimore opened the game's scoring on a 50-yard K Justin Tucker first-quarter field goal. Wallace's TD made it 10-0 in the second quarter before the Bills completed a 12-play, second-period drive with a 1-yard RB LeSean McCoy TD run to make the score 10-7 at the half. Tucker's 37-yard FG in the final quarter completed the scoring. WR Steve Smith Sr. led all receivers with 5 catches (19 yards). TE Dennis Pitta, who last played on 9/21/14, added 3 for 39 yards, including a key 27-yard reception on the Ravens' final scoring drive. McCoy was the game's top rusher with 58 yards on 16 runs.

BUFFALO BILLS (Head Coach: Rex Ryan)

OFFENSE		DEFENSE	
WR 14	S. Watkins	DT 95	K. Williams
WR 10	R. Woods	NT 97	C. Bryant
LT 77	C. Glenn	DE 92	A. Washington
LG 64	R. Incognito	OLB 55	J. Hughes
C 70	E. Wood	WILL 53	Z. Brown
RG 76	J. Miller	MIKE 52	P. Brown
RT 79	J. Mills	OLB 57	L. Alexander
TE 85	C. Clay	CB 28	R. Darby
TE 82	J. Dray	S 27	D. Williams
RB 25	L. McCoy	S 20	C. Graham
QB 5	T. Taylor	CB 24	S. Gilmore

BALTIMORE RAVENS (Head Coach: John Harbaugh)

OFFENSE		DEFENSE	
WR 89	S. Smith Sr.	DT 99	T. Jernigan
LT 79	R. Stanley	NT 98	B. Williams
LG 72	A. Lewis	DE 93	L. Guy
C 53	J. Zuttah	RUSH 55	T. Suggs
RG 73	M. Yanda	ILB 57	C. Mosley
RT 71	R. Wagner	ILB 54	Z. Orr
TE 88	D. Pitta	SAM 50	A. McClellan
WR 17	M. Wallace	LCB 24	S. Wright
FB 44	K. Juszczyk	SS 32	E. Weddle
RB 29	J. Forsett	FS 21	L. Webb
QB 5	J. Flacco	RCB 22	J. Smith

GAME SUMMARY

	1	2	3	4	OT	TOTAL	FIELD GOALS (MADE) & MISSED
BUFFALO	0	7	0	0	-	7	D. Carpenter 49 WR
BALTIMORE	3	7	0	3	-	13	J. Tucker (50, 37)

TEAM	QTR	TIME	PLAY DESCRIPTION (extra point)	DRIVE	SCORE
Ravens	1	0:35	J. Tucker 50 yd. Field Goal	9-59, 4:47	0-3
Ravens	2	10:11	M. Wallace 66 yd. pass from J. Flacco (J. Tucker kick)	6-85, 2:48	0-10
Bills	2	3:02	L. McCoy 1 yd. run (D. Carpenter kick)	12-75, 7:09	7-10
Ravens	4	5:39	J. Tucker 37 yd. Field Goal	13-59, 5:59	7-13

OFFICIALS – Referee: Brad Allen (122), Umpire: Fred Bryan (11), Head Linesman: Jim Mello (48), Line Judge: Thomas Symonette (100), Side Judge: David Meslow (118), Field Judge: Tom Hill (97), Back Judge: Shawn Hochuli (83)

TEAM STATISTICS

	BILLS	RAVENS
First Downs	11 (5-5-1)	18 (4-11-3)
Third Downs	3-13 (23%)	6-15 (40%)
Fourth Downs	2-2 (100%)	0-1 (0%)
Total Net Yards	160	308
Plays – Average	48-3.3	65-4.7
Net Yds Rushing	65	83
Rushes – Average	24-2.7	28-3.0
Net Yards Passing	95	225
Att. – Yds Lost – Gross Pass.	2-16-111	4-33-258
Passes Att. – Comp. – INT	22-15-0	34-23-0
Red Zone	1-1 (100%)	0-1 (0%)
Goal-to-Go	1-1 (100%)	0-0 (0%)
Punts – Average	7-44.7	3-42.7
Penalties – Yards	8-89	6-35
Fumbles – Lost	0-0	1-1
Time of Possession	27:07	32:53

INDIVIDUAL STATISTICS

BILLS											RAVENS																																																																																																
RUSHING						ATT	YDS	AVG	LG	TD	RUSHING						ATT	YDS	AVG	LG	TD																																																																																						
L. McCoy	16	58	3.6	16	1	J. Forsett	10	41	4.1	9	0	T. Taylor	5	11	2.2	6	0	M. Wallace	1	11	11.0	11	0	K. Juszczyk	1	2	2.0	2	0	J. Flacco	4	-3	-0.8	0	0																																																																								
T. Taylor	5	11	2.2	6	0	R. Bush	3	-4	-1.3	5	0	Total	24	65	2.7	16	1	Total	28	83	3.0	11	0																																																																																				
Total	24	65	2.7	16	1	PASSING						ATT	CMP	YDS	SK/YD	TD	LG	IN	RT	PASSING						ATT	CMP	YDS	SK/YD	TD	LG	IN	RT																																																																										
T. Taylor	22	15	111	2/16	0	33	0	79.9	J. Flacco	33	22	258	4/33	1	66	0	99.9	Total	33	22	258	4/33	1	66	0	99.9																																																																																	
Total	22	15	111	2/16	0	33	0	79.9	RECEIVING						REC	YDS	AVG	LG	TD	RECEIVING						REC	YDS	AVG	LG	TD																																																																													
S. Watkins	4	43	10.8	19	0	R. Woods	4	20	5.0	9	0	S. Smith	5	19	3.8	6	0	M. Wallace	3	91	30.3	66	1	R. Woods	4	20	5.0	9	0	D. Pitta	3	39	13.0	27	0	J. Forsett	2	15	7.5	10	0	L. McCoy	4	12	3.0	5	0	J. Forsett	2	15	7.5	10	0	C. Clay	2	40	20.0	33	0	K. Juszczyk	2	21	10.5	12	0	M. Gillislee	1	-4	-4.0	-4	0	K. Aiken	2	14	7.0	16	0	T. West	2	6	3.0	6	0	B. Perriman	1	35	35.0	35	0	C. Moore	1	13	13.0	13	0	C. Gillmore	1	5	5.0	5	0	Total	22	258	11.7	66	1
Total	15	111	7.4	33	0	INTERCEPTIONS						NO	YDS	AVG	LG	TD	INTERCEPTIONS						NO	YDS	AVG	LG	TD																																																																																
None	0	0	0.0	0	0	SACKS						SACKS						TACKLES (TOP 3)																																																																																									
Total	0	0	0.0	0	0	J. Hughes 2-18, L. Douzable 1.5-10.5, L. Alexander .5-4.5	TACKLES (TOP 3)						T. Suggs 1-12, T. Jernigan 1-4						S. Wright 11 (11 solo), Z. Orr 6 (5 solo), E. Weddle 4 (3 solo)																																																																																								



GAME 2: RAVENS 25, BROWNS 20

Baltimore (2-0) · Cleveland (0-2)

Sunday, September 18, 2016 · 1:02 PM ET · FirstEnergy Stadium · Cleveland
Weather: 74°, Sunny, Wind WSW 7 mph · Attendance: 67,431 · Time: 3:09



In the second-biggest comeback in franchise history, the Ravens rebounded from a 20-0, first-quarter deficit to top the host Browns, 25-20. The victory followed the death of Ravens assistant coach Clarence Brooks, who passed away the previous day after a difficult battle with cancer. The team dedicated the game to the highly-respected coach. The win was not sealed until ILB C.J. Mosley intercepted a QB Josh McCown pass at the Baltimore 1-yard line with 13 seconds left in the contest. The Browns opened the game with a 9-play, 75-yard drive that ended with a McCown-to-rookie WR Corey Coleman 31-yard touchdown strike. After stopping the Ravens, the Browns' offense exploded with an 85-yard TD sprint by RB Isaiah Crowell for a 14-0 lead. CB Joe Haden then intercepted QB Joe Flacco to the Ravens' 27-yard line. Four plays later, McCown found Coleman again in the end zone for an 11-yard TD. Next came one of the most significant plays of the game when DE Lawrence Guy blocked K Patrick Murray's extra point, which was scooped up by CB Tavon Young, who raced for a 2-point conversion to make the score 20-2. Baltimore's defense shut out Cleveland the remainder of the game. A Flacco-to-WR Mike Wallace 7-yard TD dart and a 52-yard K Justin Tucker field goal made the score 20-12 at the half. The Ravens opened the second half with another Flacco-to-Wallace TD, this one for 17 yards (20-19). Tucker added a pair of fourth-quarter FGs (49 and 41 yards) to give the Ravens the winning margin. Flacco completed 25 of 45 for 302 yards, including 9 for 102 yards to TE Dennis Pitta. McCown was 20-of-33 for 260, with 5 of those going to Coleman for 104. Haden picked off 2 Flacco passes, while Baltimore S Eric Weddle's INT late in the first half set up a Ravens' FG. The Ravens started at 2-0 for the fifth time in team history. In the four previous 2-0 starts, Baltimore earned playoff berths.

BALTIMORE RAVENS (Head Coach: John Harbaugh)

OFFENSE			DEFENSE		
WR	89	S. Smith Sr.	DT	99	T. Jernigan
LT	79	R. Stanley	NT	98	B. Williams
LG	72	A. Lewis	DE	93	L. Guy
C	53	J. Zuttah	RUSH	55	T. Suggs
RG	73	M. Yanda	ILB	57	C. Mosley
RT	71	R. Wagner	ILB	54	Z. Orr
TE	88	D. Pitta	SAM	50	A. McClellan
TE	80	C. Gillmore	LCB	24	S. Wright
WR	17	M. Wallace	SS	32	E. Weddle
RB	29	J. Forsett	FS	21	L. Webb
QB	5	J. Flacco	RCB	22	J. Smith

CLEVELAND BROWNS (Head Coach: Hue Jackson)

OFFENSE			DEFENSE		
WR	19	C. Coleman	DE	98	J. Meder
OL	66	S. Drango	NT	55	D. Shelton
LT	73	J. Thomas	DE	96	X. Cooper
LG	75	J. Bitonio	OLB	90	E. Ogbah
C	74	C. Erving	ILB	56	D. Davis
RG	77	J. Greco	ILB	58	C. Kirksey
RT	67	A. Pasztor	OLB	53	J. Schobert
TE	82	G. Barnidge	CB	23	J. Haden
WR	11	T. Pryor	CB	21	J. Taylor
RB	34	I. Crowell	SS	24	I. Campbell
QB	13	J. McCown	FS	33	J. Poyer

GAME SUMMARY

	1	2	3	4	OT	TOTAL	FIELD GOALS (MADE) & MISSED
BALTIMORE	2	10	7	6	-	25	J. Tucker (52, 49, 41)
CLEVELAND	20	0	0	0	-	20	P. Murray 52 WR

TEAM	QTR	TIME	PLAY DESCRIPTION (extra point)	DRIVE	SCORE
Browns	1	9:45	C. Coleman 31 yd. pass from J. McCown (P. Murray kick)	9-75, 5:15	0-7
Browns	1	6:47	I. Crowell 85 yd. run (P. Murray kick)	1-85, 0:11	0-14
Browns	1	4:34	C. Coleman 11 yd. pass from J. McCown	4-27, 1:25	0-20
Ravens	1	4:34	T. Young defensive two point conversion		2-20
Ravens	2	1:15	M. Wallace 7 yd. pass from J. Flacco (J. Tucker kick)	6-75, 1:59	9-20
Ravens	2	0:00	J. Tucker 52 yd. Field Goal	7-27, 0:42	12-20
Ravens	3	12:17	M. Wallace 17 yd. pass from J. Flacco (J. Tucker kick)	6-75, 2:43	19-20
Ravens	4	11:19	J. Tucker 49 yd. Field Goal	5-27, 2:35	22-20
Ravens	4	2:53	J. Tucker 41 yd. Field Goal	11-41, 5:08	25-20

OFFICIALS—Referee: John Hussey (35), Umpire: Tony Michalek (115), Head Linesman: Wayne Mackie (106), Line Judge: Ron Marinucci (107), Side Judge: Allen Baynes (56), Field Judge: Jimmy Buchanan (86), Back Judge: Keith Ferguson (61)

TEAM STATISTICS

	RAVENS	BROWNS
First Downs	22 (3-17-2)	17 (2-15-0)
Third Downs	10-16 (63%)	8-15 (53%)
Fourth Downs	0-1 (0%)	1-1 (100%)
Total Net Yards	382	387
Plays – Average	71-5.4	59-6.6
Net Yds Rushing	80	145
Rushes – Average	26-3.1	23-6.3
Net Yards Passing	302	242
Att. – Yds Lost – Gross Pass.	0-0-302	3-18-260
Passes Att. – Comp. – INT	45-25-2	33-20-2
Red Zone	2-2 (100%)	1-2 (50%)
Goal-to-Go	1-1 (100%)	0-0 (0%)
Punts – Average	3-47.0	5-45.2
Penalties – Yards	4-29	8-59
Fumbles – Lost	0-0	3-0
Time of Possession	30:59	29:01

INDIVIDUAL STATISTICS

RAVENS											BROWNS																
RUSHING						ATT	YDS	AVG	LG	TD	RUSHING						ATT	YDS	AVG	LG	TD						
T. West						11	42	3.8	9	0	I. Crowell						18	133	7.4	85	1						
J. Forsett						14	37	2.6	11	0	D. Johnson						3	12	4.0	8	0						
J. Flacco						1	1	1.0	1	0	J. McCown						2	0	0.0	0	0						
Total						26	80	3.1	11	0	Total						23	145	6.3	85	1						
PASSING						ATT	CMP	YDS	SK/YD	TD	LG	IN	RT	PASSING						ATT	CMP	YDS	SK/YD	TD	LG	IN	RT
J. Flacco						45	25	302	0/0	2	31	2	72.6	J. McCown						33	20	260	3/18	2	47	2	80.4
Total						45	25	302	0/0	2	31	2	72.6	Total						33	20	260	3/18	2	47	2	80.4
RECEIVING						REC	YDS	AVG	LG	TD	RECEIVING						REC	YDS	AVG	LG	TD						
D. Pitta						9	102	11.3	30	0	C. Coleman						5	104	20.8	47	2						
M. Wallace						4	41	10.3	17	2	D. Johnson						4	44	11.0	28	0						
S. Smith						3	64	21.3	31	0	G. Barnidge						4	37	9.3	14	0						
J. Forsett						3	9	3.0	8	0	T. Pryor						3	32	10.7	16	0						
B. Perriman						2	32	16.0	20	0	A. Hawkins						3	28	9.3	16	0						
C. Gillmore						1	22	22.0	22	0	I. Crowell						1	15	15.0	15	0						
T. West						1	15	15.0	15	0	Total						20	260	13.0	47	2						
C. Moore						1	9	9.0	9	0	Total						20	260	13.0	47	2						
K. Juszczyk						1	8	8.0	8	0	INTERCEPTIONS						NO	YDS	AVG	LG	TD						
Total						25	302	12.1	31	2	E. Weddle						1	0	0.0	0	0						
INTERCEPTIONS						NO	YDS	AVG	LG	TD	C. Mosley						1	0	0.0	0	0						
E. Weddle						1	0	0.0	0	0	Total						2	0	0.0	0	0						
C. Mosley						1	0	0.0	0	0	SACKS						None										
Total						2	0	0.0	0	0	SACKS						None										
SACKS						B. Urban 1-7, M. Pierce 1-6, T. Jernigan 1-5						TACKLES (TOP 3)						D. Davis 9 (4 solo), D. Shelton 8 (2 solo), C. Kirksey 7 (5 solo), T. Williams 7 (5 solo)									
TACKLES (TOP 3)						Z. Orr 9 (6 solo), E. Weddle 6 (5 solo), T. Jernigan 6 (4 solo), C. Mosley 6 (4 solo)						TACKLES (TOP 3)						D. Davis 9 (4 solo), D. Shelton 8 (2 solo), C. Kirksey 7 (5 solo), T. Williams 7 (5 solo)									



GAME 3: RAVENS 19, JAGUARS 17

Baltimore (3-0) - Jacksonville (0-3)

Sunday, September 25, 2016 - 1:02 PM ET - EverBank Stadium - Jacksonville
Weather: 88°, Sunny, Wind NE 8 mph - Attendance: 60,127 - Time: 3:07



The Ravens produced 4 sacks, grabbed 2 INTs, gave the ball away 3 times, blocked a game-deciding field goal – all in the fourth quarter – in a wild 19-17 victory over the Jaguars at EverBank Field. The game was decided when Baltimore K Justin Tucker smashed a 54-yard FG with 1:02 left in the contest, marking his fourth FG of the game. The Jaguars' final drive was stopped when ILB Zachary Orr intercepted a pass that was deflected by S Lardarius Webb with 15 seconds left in the final period. The Ravens entered the final quarter with a 16-14 lead. The chaos started when Ravens RS Devin Hester Sr. muffed a punt, and it was recovered by RB Denard Robinson at Baltimore's 26-yard line. Four plays later, Jaguar K Jason Myers hit a 49-yard FG to give his team a 17-16 advantage. QB Joe Flacco was then intercepted by S Tashaun Gipson, who ran to the Ravens' 31. Not to be outdone, the Ravens' defense stepped up when rookie CB Tavon Young stole a QB Blake Bortles pass at Baltimore's 31. Two plays later, Flacco threw his second INT of the quarter, this time to LB Paul Posluszny at the Ravens' 30. Soon after (3:06 remaining), Myers' 52-yard FG attempt was blocked by DE Brent Urban, setting up the Ravens' winning FG drive. Baltimore jumped to a 7-0, first-quarter lead on a 7-yard Flacco TD sprint. Tucker made it 10-0 with a 43-yarder. Jacksonville then got on the board with a Bortles-to-WR Allen Robinson 3-yard TD strike (10-7) before Tucker nailed a 42-yard FG to close the first-half scoring, giving the Ravens a 13-7 lead. The Ravens opened the second half with another scoring drive, this one ending with a 37-yard Tucker FG for a 16-7 advantage. A second Bortles-to-Robinson TD (11 yards) made the score 16-14 after three quarters. At one point in the game, Flacco completed 21-consecutive passes, breaking the team mark of 14 he set in 2009. Flacco was 29-of-40 for 214 yards, including 8 to WR Steve Smith Sr. for 87 yards. The Ravens moved to 3-0 for the third time (2006 & 2009) in team history.

BALTIMORE RAVENS (Head Coach: John Harbaugh)

OFFENSE			DEFENSE		
WR	89	S. Smith Sr.	DT	99	T. Jernigan
LT	79	R. Stanley	NT	98	B. Williams
LG	72	A. Lewis	DE	93	L. Guy
C	53	J. Zuttah	RUSH	55	T. Suggs
RG	73	M. Yanda	ILB	57	C. Mosley
RT	71	R. Wagner	ILB	54	Z. Orr
TE	80	C. Gillmore	SAM	50	A. McClellan
WR	17	M. Wallace	LCB	24	S. Wright
FB	44	K. Juszczyk	SS	32	E. Weddle
RB	29	J. Forsett	FS	21	L. Webb
QB	5	J. Flacco	RCB	22	J. Smith

JACKSONVILLE JAGUARS (Head Coach: Gus Bradley)

OFFENSE			DEFENSE		
WR	15	A. Robinson	LEO	91	Y. Ngakoue
TE	80	J. Thomas	DT	90	M. Jackson
LT	76	L. Joeckel	DT	97	R. Miller
LG	64	C. Reed	DE	93	T. Alualu
C	69	T. Shatley	WLB	50	T. Smith
RG	60	A. Cann	MLB	51	P. Posluszny
RT	78	J. Parnell	OTTO	55	D. Skuta
TE	89	M. Lewis	LCB	31	D. House
WR	88	A. Hurns	FS	39	T. Gipson
QB	5	B. Bortles	SS	37	J. Cyprien
RB	24	T. Yeldon	RCB	20	J. Ramsey

GAME SUMMARY

	1	2	3	4	OT	TOTAL	FIELD GOALS (MADE) & MISSED
BALTIMORE	7	6	3	3	-	19	J. Tucker (43, 42, 37, 54)
JACKSONVILLE	0	7	7	3	-	17	J. Myers (49) 52B

TEAM	QTR	TIME	PLAY DESCRIPTION (extra point)	DRIVE	SCORE
Ravens	1	3:52	J. Flacco 7 yd. run (J. Tucker kick)	8-75, 4:03	7-0
Ravens	2	11:07	J. Tucker 43 yd. Field Goal	10-46, 5:47	10-0
Jaguars	2	1:55	A. Robinson 3 yd. pass from B. Bortles (J. Myers kick)	8-37, 3:50	10-7
Ravens	2	0:00	J. Tucker 42 yd. Field Goal	8-51, 1:55	13-7
Ravens	3	10:21	J. Tucker 37 yd. Field Goal	9-56, 4:39	16-7
Jaguars	3	4:59	A. Robinson 11 yd. pass from B. Bortles (J. Myers kick)	11-78, 5:22	16-14
Jaguars	4	7:27	J. Myers 49 yd. Field Goal	4-8, 1:34	16-17
Ravens	4	1:02	J. Tucker 54 yd. Field Goal	8-22, 1:57	19-17

OFFICIALS – Referee: Gene Steratore (114), Umpire: Bill Schuster (89), Head Linesman: Ed Walker (123), Line Judge: Gary Arthur (108), Side Judge: Bob Waggoner (25), Field Judge: Mike Weatherford (116), Back Judge: Dino Paganelli (105)

TEAM STATISTICS		RAVENS	JAGUARS	INDIVIDUAL STATISTICS														
First Downs		18 (3-11-4)	14 (1-12-1)	RAVENS						JAGUARS								
Third Downs		3-13 (23%)	6-16 (38%)	RUSHING	ATT	YDS	AVG	LG	TD	RUSHING	ATT	YDS	AVG	LG	TD			
Fourth Downs		1-1 (100%)	0-0 (0%)	T. West	10	45	4.5	15	0	T. Yeldon	6	17	2.8	9	0			
Total Net Yards		283	216	J. Forsett	7	20	2.9	7	0	B. Bortles	3	17	5.7	9	0			
Plays – Average		64-4.4	63-3.4	J. Flacco	3	12	4.0	7	1	C. Ivory	12	14	1.2	4	0			
Net Yds Rushing		84	48	M. Wallace	1	5	5.0	5	0	Total	21	48	2.3	9	0			
Rushes – Average		22-3.8	21-2.3	B. Perriman	1	2	2.0	2	0	PASSING	ATT	CMP	YDS	SK/YD	TD	LG	IN	RT
Net Yards Passing		199	168	Total	22	84	3.8	15	1	J. Flacco	40	29	214	2/15	0	23	2	64.0
Att. – Yds Lost – Gross Pass.		2-15-214	4-26-194	RECEIVING	REC	YDS	AVG	LG	TD	Total	40	29	214	2/15	0	23	2	64.0
Passes Att. – Comp. – INT		40-29-2	38-24-3	S. Smith	8	87	10.9	23	0	B. Bortles	38	24	194	4/26	2	20	3	60.6
Red Zone		1-2 (50%)	2-2 (100%)	D. Pitta	6	42	7.0	13	0	Total	38	24	194	4/26	2	20	3	60.6
Goal-to-Go		1-1 (100%)	1-1 (100%)	J. Forsett	6	12	2.0	5	0	RECEIVING	REC	YDS	AVG	LG	TD			
Punts – Average		5-48.6	6-41.5	M. Wallace	3	34	11.3	15	0	A. Robinson	7	57	8.1	14	2			
Penalties – Yards		8-58	7-75	B. Perriman	2	22	11.0	15	0	M. Lee	5	44	8.8	20	0			
Fumbles – Lost		2-1	0-0	T. West	1	8	8.0	8	0	A. Hurns	4	40	10.0	17	0			
Time of Possession		31:06	28:54	K. Aiken	1	5	5.0	5	0	M. Lewis	3	20	6.7	7	0			
				C. Moore	1	2	2.0	2	0	J. Thomas	2	13	6.5	8	0			
				K. Juszczyk	1	2	2.0	2	0	T. Yeldon	2	11	5.5	6	0			
				Total	29	214	7.4	23	0	C. Ivory	1	9	9.0	9	0			
				INTERCEPTIONS	NO	YDS	AVG	LG	TD	Total	24	194	8.1	20	2			
				Z. Orr	1	8	8.0	8	0	INTERCEPTIONS	NO	YDS	AVG	LG	TD			
				T. Young	1	6	6.0	6	0	T. Gipson	1	30	30.0	30	0			
				C. Mosley	1	0	0.0	0	0	P. Posluszny	1	0	0.0	0	0			
				Total	3	14	4.7	8	0	Total	2	30	15.0	30	0			
				SACKS	T. Suggs 2-9, L. Guy 1-9, T. Jernigan 1-8						SACKS							
				TACKLES (TOP 3)	Z. Orr 8 (6 solo), S. Wright 7 (6 solo), C. Mosley 6 (5 solo)						M. Jackson 1-8, Y. Ngakoue 1-7							
											TACKLES (TOP 3)							
											P. Posluszny 12 (10 solo), J. Cyprien 10 (9 solo), T. Smith 7 (6 solo)							



GAME 4: RAIDERS 28, RAVENS 27

Baltimore (3-1) • Oakland (3-1)

Sunday, October 2, 2016 • 1:04 PM ET • M&T Bank Stadium • Baltimore
Weather: 65°, Cloudy, Wind NE 2 mph • Attendance: 71,152 • Time: 3:20



In a battle that saw each team score a pair of touchdowns in the fourth quarter, the Ravens lost for the first time in 2016 when the Raiders won, 28-27, at M&T Bank Stadium. Baltimore's attempt to set up a possible game-winning field goal failed after QB Joe Flacco's pass to WR Kamar Aiken at the Raiders' 32-yard line with 43 seconds left was incomplete. The Ravens took a 27-21 lead on RB Terrance West's 3-yard TD run with 3:36 remaining in the game. Oakland QB Derek Carr, who threw 4 TD passes in the contest, then directed a six-play, 66-yard TD drive that ended with a 23-yard bullet to WR Michael Crabtree in the end zone with 2:12 left. Crabtree, who caught 7 balls for 88 yards, scored 3 TDs in the hard-fought game. Carr was 25-of-35 for 199. Twenty-two penalties were called in the game, 10 for 105 yards against the Ravens, including 5 for offensive holding. The Raiders took a 14-6 first-half lead on a pair of Carr TD throws, the first to WR Seth Roberts (6 yards) and the second to Crabtree (5 yards). K Justin Tucker's 2 FGs (24 and 43 yards) provided the Ravens' points. The Ravens closed the gap to 14-12 in the third quarter with a 1-yard Flacco dive on a fourth-down play. The 2-point conversion was unsuccessful. Oakland extended the lead to 21-12 on Crabtree's second TD from Carr, this one from 13 yards. Venerable WR Steve Smith Sr. brought the Ravens right back with an impressive 52-yard catch (from Flacco) and run. The Ravens played without two starters on the offensive line (LT Ronnie Stanley and LG Alex Lewis). Smith Sr. caught 8 passes for a game-high 111 yards, while FB Kyle Juszczyk produced career highs with 6 grabs for 56 yards. Flacco completed 32 of 52 for 298 yards to nine different receivers, and West ran for a career-best 113 yards and 1 TD (21 rushes).

OAKLAND RAIDERS (Head Coach: Jack Del Rio)

OFFENSE

WR	15	M. Crabtree
LT	72	D. Penn
LG	70	K. Osemele
C	61	R. Hudson
RG	66	G. Jackson
RT	74	V. Alexander
TE	86	L. Smith
WR	88	C. Walford
QB	4	D. Carr
FB	49	J. Olawale
RB	28	L. Murray

DEFENSE

DE	95	J. Ward
DT	92	S. McGee
NT	78	J. Ellis
DE	52	K. Mack
SLB	51	B. Irvin
MLB	57	C. James
WLB	53	M. Smith
LCB	29	D. Amerson
RCB	21	S. Smith
FS	27	R. Nelson
SS	42	K. Joseph

BALTIMORE RAVENS (Head Coach: John Harbaugh)

OFFENSE

WR	89	S. Smith Sr.
LT	74	J. Hurst
LG	66	R. Jensen
C	53	J. Zuttah
RG	73	M. Yanda
RT	71	R. Wagner
TE	88	D. Pitta
TE	80	C. Gillmore
WR	17	M. Wallace
RB	28	T. West
QB	5	J. Flacco

DEFENSE

DT	99	T. Jernigan
NT	98	B. Williams
DE	93	L. Guy
RUSH	55	T. Suggs
ILB	57	C. Mosley
ILB	54	Z. Orr
SAM	50	A. McClellan
LCB	24	S. Wright
SS	32	E. Weddle
FS	21	L. Webb
RCB	22	J. Smith

GAME SUMMARY

	1	2	3	4	OT	TOTAL	FIELD GOALS (MADE) & MISSED
OAKLAND	7	7	0	14	-	28	None
BALTIMORE	0	6	6	15	-	27	J. Tucker (24, 43)

TEAM	QTR	TIME	PLAY DESCRIPTION (extra point)	DRIVE	SCORE
Raiders	1	1:25	S. Roberts 6 yd. pass from D. Carr (S. Janikowski kick)	1-6, 0:07	7-0
Ravens	2	12:51	J. Tucker 24 yd. Field Goal	9-42, 3:34	7-3
Raiders	2	4:09	M. Crabtree 5 yd. pass from D. Carr (S. Janikowski kick)	9-80, 4:00	14-3
Ravens	2	0:03	J. Tucker 43 yd. Field Goal	10-63, 1:34	14-6
Ravens	3	2:41	J. Flacco 1 yd. run (pass failed)	13-72, 7:00	14-12
Raiders	4	11:11	M. Crabtree 13 yd. pass from D. Carr (S. Janikowski kick)	6-29, 3:37	21-12
Ravens	4	6:27	S. Smith 52 yd. pass from J. Flacco (J. Tucker kick)	1-52, 0:11	21-19
Ravens	4	3:36	T. West 3 yd. run (J. Flacco-M.Wallace pass)	4-17, 1:59	21-27
Raiders	4	2:12	M. Crabtree 23 yd. pass from D. Carr (S. Janikowski kick)	6-66, 1:24	28-27

OFFICIALS – Referee: Ed Hochuli (85), Umpire: Clay Martin (19), Head Linesman: Greg Bradley (98), Line Judge: Rusty Baynes (59), Side Judge: Alex Kemp (55), Field Judge: Dale Shaw (104), Back Judge: Scott Helverson (93)

TEAM STATISTICS

	RAIDERS	RAVENS
First Downs	13 (1-11-1)	25 (7-15-3)
Third Downs	3-12 (25%)	5-17 (29%)
Fourth Downs	0-0 (0%)	1-2 (50%)
Total Net Yards	261	412
Plays – Average	54-4.8	80-5.2
Net Yds Rushing	62	130
Rushes – Average	19-3.3	26-5.0
Net Yards Passing	199	282
Att. – Yds Lost – Gross Pass.	0-0-199	2-16-298
Passes Att. – Comp. – INT	35-25-0	52-32-0
Red Zone	3-3 (100%)	2-3 (67%)
Goal-to-Go	2-2 (100%)	2-2 (100%)
Punts – Average	8-51.8	7-48.9
Penalties – Yards	12-93	10-105
Fumbles – Lost	1-1	3-1
Time of Possession	25:16	34:44

INDIVIDUAL STATISTICS

RAIDERS							RAVENS										
RUSHING	ATT	YDS	AVG	LG	TD		RUSHING	ATT	YDS	AVG	LG	TD					
D. Washington	5	30	6.0	28	0		T. West	21	113	5.4	21	1					
L. Murray	8	19	2.4	4	0		J. Allen	3	13	4.3	5	0					
J. Richard	2	15	7.5	9	0		M. Wallace	1	3	3.0	3	0					
J. Olawale	1	0	0.0	0	0		J. Flacco	1	1	1.0	1	1					
D. Carr	3	-2	-0.7	0	0												
Total	19	62	3.3	28	0		Total	26	130	5.0	21	2					
PASSING	ATT	CMP	YDS	SK/YD	TD	LG	IN	RT									
D. Carr	35	25	199	0/0	4	23	0	123.4	J. Flacco	52	32	298	2/16	1	52	0	83.7
Total	35	25	199	0/0	4	23	0	123.4	Total	52	32	298	2/16	1	52	0	83.7
RECEIVING	REC	YDS	AVG	LG	TD				RECEIVING	REC	YDS	AVG	LG	TD			
M. Crabtree	7	88	12.6	23	3				S. Smith Sr.	8	111	13.9	52	1			
A. Cooper	5	48	9.6	16	0				K. Juszczyk	6	56	9.3	17	0			
D. Washington	3	16	5.3	8	0				M. Wallace	4	44	11.0	17	0			
S. Roberts	3	12	4.0	7	1				B. Perriman	3	24	8.0	15	0			
C. Walford	2	23	11.5	17	0				D. Pitta	3	17	5.7	10	0			
L. Murray	2	5	2.5	4	0				K. Aiken	3	9	3.0	8	0			
J. Richard	1	5	5.0	5	0				C. Gillmore	2	16	8.0	10	0			
L. Smith	1	1	1.0	1	0				J. Allen	2	15	7.5	8	0			
M. Rivera	1	1	1.0	1	0				C. Moore	1	6	6.0	6	0			
Total	25	199	8.0	23	4				Total	32	298	9.3	52	1			
INTERCEPTIONS	NO	YDS	AVG	LG	TD				INTERCEPTIONS	NO	YDS	AVG	LG	TD			
None	0	0	0.0	0	0				None	0	0	0.0	0	0			
Total	0	0	0.0	0	0				Total	0	0	0.0	0	0			
SACKS									SACKS								
B. Irvin 1-9, K. Mack 1-7									None								
TACKLES (TOP 3)									TACKLES (TOP 3)								
C. James 15 (12 solo), K. Joseph 8 (5 solo) Three tied at 6									C. Mosley 9 (7 solo), Z. Orr 9 (6 solo), T. Suggs 3 (3 solo) J. Smith 3 (3 solo)								



GAME 5: REDSKINS 16, RAVENS 10

Baltimore (3-2) • Washington (3-2)

Sunday, October 9, 2016 • 1:03 PM ET • M&T Bank Stadium • Baltimore

Weather: 62°, Sunny, Wind NNW 6 mph • Attendance: 71,318 • Time: 3:08



An 85-yard first-quarter punt return for a touchdown by WR Jamison Crowder proved to be the difference in Washington's 16-10 victory at M&T Bank Stadium. The Redskins won their third game in a row (3-2), while the Ravens dropped a second-consecutive home contest and now stand 3-2 after starting the season at 3-0. The Ravens fought to the end and appeared to take the lead with 39 seconds left when QB Joe Flacco hit WR Breshad Perriman for a 23-yard TD. The score was overturned when a replay showed that Perriman got only one foot inbounds. The Ravens opened the game with a 9-play, 75-yard drive that ended with a Flacco-to-TE Crockett Gillmore 7-yard TD play. Crowder's return came two series later, but a failed extra point kick hit the left upright, keeping the Ravens in the lead, 7-6. A 31-yard, second-quarter field goal by K Justin Tucker gave Baltimore a 10-6 halftime advantage. Washington outscored the Ravens 10-0 in the third quarter, scoring first on a QB Kirk Cousins' 21-yard TD strike to WR Pierre Garçon and then a 27-yard Dustin Hopkins FG for the 16-10 lead. Injuries were a factor for the Ravens' offense, which had just one starter on the O-line in his original position throughout the second half. LT Ronnie Stanley (foot) missed his second-straight game. He was replaced by starting LG Alex Lewis. RT Rick Wagner (thigh) missed the second half, which moved RG Marshal Yanda to RT. Ryan Jensen became the RG. WR Steve Smith Sr., who entered the game as the Ravens' leading receiver, left in the first quarter with an ankle injury and did not return. The teams were nearly even in yards and time of possession, with Baltimore at 306 and 30:25 and Washington at 310 and 29:35. Flacco was 30-of-46 for 210 yards, completing 7 each to WR Mike Wallace (63 yards) and TE Dennis Pitta (59). RB Terrance West rushed 11 times for 95 yards. Cousins was 29-of-41 for 260, including 8 for 53 to TE Jordan Reed. ILB C.J. Mosley had the game's lone INT, but gave the ball back to the Redskins when he fumbled into the end zone attempting to dive for the TD in the third quarter.

WASHINGTON REDSKINS (Head Coach: Jay Gruden)

OFFENSE

WR	88	P. Garçon
LT	71	T. Williams
LG	77	S. Lauvao
C	61	S. Long
RG	75	B. Scherff
RT	76	M. Moses
TE	86	J. Reed
TE	85	V. Davis
WR	11	D. Jackson
QB	8	K. Cousins
RB	31	M. Jones

DEFENSE

LDE	99	R. Jean Francois
NT	90	E. Hood
RDE	92	C. Baker
SLB	94	P. Smith
MLB	51	W. Compton
MLB	54	M. Foster
WLB	91	R. Kerrigan
CB	47	Q. Dunbar
CB	24	J. Norman
FS	41	W. Blackmon
SS	29	D. Ihenacho

BALTIMORE RAVENS (Head Coach: John Harbaugh)

OFFENSE

WR	89	S. Smith Sr.
LT	72	A. Lewis
LG	64	J. Urschel
C	53	J. Zuttah
RG	73	M. Yanda
RT	71	R. Wagner
TE	80	C. Gillmore
WR	17	M. Wallace
FB	44	K. Juszczyk
RB	28	T. West
QB	5	J. Flacco

DEFENSE

DT	99	T. Jernigan
NT	98	B. Williams
DE	93	L. Guy
RUSH	55	T. Suggs
ILB	57	C. Mosley
ILB	54	Z. Orr
SAM	50	A. McClellan
LCB	27	S. Price
SS	32	E. Weddle
FS	21	L. Webb
RCB	22	J. Smith

GAME SUMMARY

	1	2	3	4	OT	TOTAL	FIELD GOALS (MADE) & MISSED
WASHINGTON	6	0	10	0	-	16	D. Hopkins 56SH (27)
BALTIMORE	7	3	0	0	-	10	J. Tucker (31)

TEAM	QTR	TIME	PLAY DESCRIPTION (extra point)	DRIVE	SCORE
Ravens	1	10:13	C. Gillmore 7 yd. pass from J. Flacco (J. Tucker kick)	9-75, 4:47	0-7
Redskins	1	4:52	J. Crowder 85 yd. punt return (kick failed, hlu)		6-7
Ravens	2	14:56	J. Tucker 31 yd. Field Goal	12-71, 4:56	6-10
Redskins	3	8:28	P. Garçon 21 yd. pass from K. Cousins (D. Hopkins kick)	3-50, 1:33	13-10
Redskins	3	0:14	D. Hopkins 27 yd. Field Goal	11-72, 5:55	16-10

OFFICIALS – Referee: Ron Torbert (62), Umpire: Paul King (121), Head Linesman: Jim Howey (37), Line Judge: Mark Steinkerchner (84), Side Judge: Greg Gautreaux (80), Field Judge: Aaron Santi (50), Back Judge: Greg Yette (38)

TEAM STATISTICS

	REDSKINS	RAVENS
First Downs	18 (4-12-2)	18 (5-12-1)
Third Downs	3-12 (25%)	3-15 (20%)
Fourth Downs	1-2 (50%)	1-3 (33%)
Total Net Yards	310	306
Plays – Average	62-5.0	69-4.4
Net Yds Rushing	60	118
Rushes – Average	20-3.0	19-6.2
Net Yards Passing	250	188
Att. – Yds Lost – Gross Pass.	1-10-260	3-22-210
Passes Att. – Comp. – INT	49-29-1	47-30-0
Red Zone	0-1 (0%)	1-3 (33%)
Goal-to-Go	0-0 (0%)	1-1 (100%)
Punts – Average	6-42.2	8-47.6
Penalties – Yards	4-46	9-65
Fumbles – Lost	2-1	1-1
Time of Possession	29:35	30:25

INDIVIDUAL STATISTICS

REDSKINS											RAVENS										
RUSHING											RUSHING										
M. Jones	14	31	2.2	12	0	T. West	11	95	8.6	35	0										
R. Kelley	3	18	6.0	16	0	J. Allen	4	18	4.5	7	0										
C. Thompson	2	12	6.0	9	0	J. Flacco	1	6	6.0	6	0										
K. Cousins	1	-1	-1.0	-1	0	K. Dixon	3	-1	-0.3	1	0										
Total	20	60	3.0	16	0	Total	19	118	6.2	35	0										
PASSING											PASSING										
K. Cousins	41	29	260	1/10	1	27	1	85.4	J. Flacco	46	30	210	3/22	1	15	0	82.7				
Total	41	29	260	1/10	1	27	1	85.4	J. Tucker	1	0	0	0/0	0	0	0	39.6				
Total	41	29	260	1/10	1	27	1	85.4	Total	47	30	210	3/22	1	15	0	81.0				
RECEIVING											RECEIVING										
J. Reed	8	53	6.6	16	0	M. Wallace	7	63	9.0	13	0										
P. Garçon	5	56	11.2	21	1	D. Pitta	7	59	8.4	14	0										
C. Thompson	4	33	8.3	10	0	C. Gillmore	4	28	7.0	15	1										
D. Jackson	3	35	11.7	27	0	S. Smith Sr.	3	29	9.7	15	0										
J. Crowder	3	35	11.7	23	0	K. Juszczyk	3	20	6.7	8	0										
V. Davis	3	15	5.0	6	0	B. Perriman	2	11	5.5	9	0										
M. Jones	2	25	12.5	13	0	T. West	2	-6	-3.0	-2	0										
R. Ross	1	8	8.0	8	0	K. Dixon	1	6	6.0	6	0										
Total	29	260	9.0	27	1	J. Allen	1	0	0.0	0	0										
Total	29	260	9.0	27	1	Total	30	210	7.0	15	1										
INTERCEPTIONS											INTERCEPTIONS										
None	0	0	0.0	0	0	C. Mosley	1	12	12.0	12	0										
Total	0	0	0.0	0	0	Total	1	12	12.0	12	0										
SACKS											SACKS										
E. Hood 1-8, R. Kerrigan 1-6, T. Garvin .5-4, T. Murphy .5-4											T. Suggs 1-10										
TACKLES (TOP 3)											TACKLES (TOP 3)										
D. Ihenacho 9 (8 solo), W. Compton 9 (8 solo), M. Foster 7 (7 solo)											L. Webb 7 (6 solo), C. Mosley 6 (4 solo), Three tied at 5										



GAME 6: GIANTS 27, RAVENS 23

Baltimore (3-3) · New York (3-3)

Sunday, October 16, 2016 · 1:02 PM ET · MetLife Stadium · East Rutherford, NJ
Weather: 66°, Partly Cloudy, Wind SSW 6 mph · Attendance: 78,487 · Time: 3:22



The Giants' combination of WR Odell Beckham Jr. and QB Eli Manning proved too much for the Ravens, who lost, 27-23, at MetLife Stadium. It was Baltimore's third-consecutive loss after starting the season 3-0. Manning hit Beckham with a short pass on a fourth-and-1 with 1:24 left in the game, trailing 23-20, and the spectacular wideout raced 66 yards for the winning touchdown. That was Beckham's second long TD of the day, after he caught a Manning strike for a 75-yard score in the third quarter to give New York its first lead of the game at 17-13. Beckham, who grabbed just 2 passes for 11 yards in the first half, finished with a career-best 222 yards (8 catches), the fourth most ever against the Ravens. Manning completed 32 of 46 for 403 yards. Already playing without five starters, including Pro Bowl ILB C.J. Mosley, the Ravens lost two more defensive standouts during the second half: CB Jimmy Smith (concussion) and OLB Terrell Suggs (arm). Playing its first game under new offensive coordinator Marty Mornhinweg, Baltimore jumped to a 10-0, first-quarter lead on a 23-yard K Justin Tucker field goal and a 1-yard RB Terrance West TD that followed a Beckham fumble at the Giants' 30-yard line. A Manning-to-WR Roger Lewis Jr. 24-yard TD throw made the score 10-7 at the half. New York opened the second half with a 15-play drive that ended with a 21-yard Josh Brown FG to tie the game at 10. Following Beckham's first TD in the third quarter, Baltimore drove to the Giants' 1, but was stopped on a fourth-down attempt. Tucker's 35-yard FG got the Ravens within 1 point, 17-16, with 9:14 remaining in the contest. A 31-yard Brown FG extended the NY lead to 20-16 at the 5:54 mark, but a West 2-yard TD run gave the Ravens a 23-20 advantage with 2:04 left in the final quarter. West finished with 87 yards on 23 carries. Flacco was 26-of-48 for 307 yards, including 4 balls to WR Mike Wallace for 97 yards. Twenty-two penalties were called, 15 for 111 yards against the Ravens and 7 for 119 yards against the Giants.

BALTIMORE RAVENS (Head Coach: John Harbaugh)

OFFENSE

WR	11	K. Aiken
LT	72	A. Lewis
LG	64	J. Urschel
C	53	J. Zuttah
RG	66	R. Jensen
RT	74	J. Hurst
TE	80	C. Gillmore
WR	17	M. Wallace
FB	44	K. Juszczyk
RB	28	T. West
QB	5	J. Flacco

DEFENSE

DT	99	T. Jernigan
NT	98	B. Williams
DE	90	Z. Smith
RUSH	55	T. Suggs
ILB	54	Z. Orr
SAM	50	A. McClellan
DB	26	J. Powers
LCB	36	T. Young
SS	32	E. Weddle
FS	21	L. Webb
RCB	22	J. Smith

NEW YORK GIANTS (Head Coach: Ben McAdoo)

OFFENSE

WR	13	O. Beckham
LT	74	E. Flowers
LG	67	J. Pugh
C	70	W. Richburg
RG	77	J. Jerry
RT	68	B. Hart
TE	84	L. Donnell
QB	10	E. Manning
WR	87	S. Shepard
RB	23	R. Jennings
WR	80	V. Cruz

DEFENSE

LDE	90	J. Pierre-Paul
LDT	98	D. Harrison
RDT	95	J. Hankins
RDE	54	O. Vernon
SLB	59	D. Kennard
MLB	91	K. Sheppard
WLB	52	J. Casillas
LCB	41	D. Rodgers-Cromartie
SS	21	L. Collins
FS	33	A. Adams
RCB	20	J. Jenkins

GAME SUMMARY

	1	2	3	4	OT	TOTAL	FIELD GOALS (MADE) & MISSED
BALTIMORE	10	0	3	10	-	23	J. Tucker (23, 39, 35)
NEW YORK	0	7	10	10	-	27	J. Brown (21, 31)

TEAM	QTR	TIME	PLAY DESCRIPTION (extra point)	DRIVE	SCORE
Ravens	1	10:10	J. Tucker 23 yd. Field Goal	10-70, 4:50	3-0
Ravens	1	6:42	T. West 1 yd. run (J. Tucker kick)	6-30, 3:21	10-0
Giants	2	2:28	R. Lewis 24 yd. pass from E. Manning (J. Brown kick)	13-80, 4:40	10-7
Giants	3	9:48	J. Brown 21 yd. Field Goal	15-72, 5:12	10-10
Ravens	3	2:22	J. Tucker 39 yd. Field Goal	4-6, 2:14	13-10
Giants	3	2:10	O. Beckham 75 yd. pass from E. Manning (J. Brown kick)	1-75, 0:12	13-17
Ravens	4	9:14	J. Tucker 35 yd. Field Goal	7-56, 2:28	16-17
Giants	4	5:54	J. Brown 31 yd. Field Goal	7-61, 3:20	16-20
Ravens	4	2:04	T. West 2 yd. run (J. Tucker kick)	9-75, 3:50	23-20
Giants	4	1:24	O. Beckham 66 yd. pass from E. Manning (J. Brown kick)	4-75, 0:40	23-27

OFFICIALS – Referee: Jeff Triplett (42), Umpire: Shawn Smith (14), Head Linesman: Jeff Bergman (32), Line Judge: Sarah Thomas (53), Side Judge: Dyrrol Prioleau (109), Field Judge: Scott Edwards (3), Back Judge: Steve Freeman (133)

TEAM STATISTICS

	RAVENS	GIANTS
First Downs	22 (7-10-5)	19 (0-16-3)
Third Downs	5-18 (28%)	4-14 (29%)
Fourth Downs	1-2 (50%)	3-3 (100%)
Total Net Yards	391	435
Plays – Average	76-5.1	64-6.8
Net Yds Rushing	98	38
Rushes – Average	26-3.8	17-2.2
Net Yards Passing	293	397
Att. – Yds Lost – Gross Pass.	2-14-307	1-6-403
Passes Att. – Comp. – INT	48-26-0	46-32-2
Red Zone	2-5 (40%)	0-2 (0%)
Goal-to-Go	2-4 (50%)	0-1 (0%)
Punts – Average	5-47.8	4-51.3
Penalties – Yards	15-111	7-119
Fumbles – Lost	0-0	1-1
Time of Possession	35:04	24:56

INDIVIDUAL STATISTICS

RAVENS							GIANTS										
RUSHING	ATT	YDS	AVG	LG	TD		RUSHING	ATT	YDS	AVG	LG	TD					
T. West	23	87	3.8	33	2		R. Jennings	9	15	1.7	5	0					
K. Dixon	2	11	5.5	7	0		B. Rainey	6	13	2.2	6	0					
J. Flacco	1	0	0.0	0	0		P. Perkins	2	10	5.0	6	0					
Total	26	98	3.8	33	2		Total	17	38	2.2	6	0					
PASSING	ATT	CMP	YDS	SK/YD	TD	LG	IN	RT	PASSING	ATT	CMP	YDS	SK/YD	TD	LG	IN	RT
J. Flacco	48	26	307	2/14	0	70	0	73.9	E. Manning	46	32	403	1/6	3	75	2100.2	
Total	48	26	307	2/14	0	70	0	73.9	Total	46	32	403	1/6	3	75	2100.2	
RECEIVING	REC	YDS	AVG	LG	TD		RECEIVING	REC	YDS	AVG	LG	TD					
D. Pritta	6	36	6.0	11	0		O. Beckham	8	222	27.8	75	2					
M. Wallace	4	97	24.3	70	0		L. Donnell	6	34	5.7	13	0					
K. Aiken	4	64	16.0	22	0		S. Shepard	4	25	6.3	10	0					
T. West	4	36	9.0	12	0		R. Jennings	4	20	5.0	9	0					
K. Juszczyk	4	25	6.3	18	0		V. Cruz	3	31	10.3	17	0					
B. Perriman	3	48	16.0	41	0		B. Rainey	2	16	8.0	9	0					
K. Dixon	1	1	1.0	1	0		P. Perkins	2	16	8.0	11	0					
Total	26	307	11.8	70	0		Total	32	403	12.6	75	3					
INTERCEPTIONS	NO	YDS	AVG	LG	TD		INTERCEPTIONS	NO	YDS	AVG	LG	TD					
T. Young	1	16	16.0	16	0												
W. Davis	1	0	0.0	0	0												
Total	2	16	8.0	16	0		Total	0	0	0.0	0	0					
SACKS								SACKS									
T. Suggs	1-6							L. Collins	1-10, J. Hankins 1-4								
TACKLES (TOP 3)								TACKLES (TOP 3)									
Z. Orr	13 (9 solo), A. McClellan 9 (7 solo), E. Weddle 7 (4 solo)							L. Collins	12 (10 solo), J. Casillas 11 (6 solo), 2 tied at 6								



GAME 7: JETS 24, RAVENS 16

Baltimore (3-4) • New York (2-5)

Sunday, October 23, 2016 • 1:04 PM ET • MetLife Stadium • East Rutherford, NJ

Weather: 58°, Partly Cloudy, Wind NNW 36 mph • Attendance: 78,160 • Time: 2:54



The Ravens dropped their fourth-consecutive game, losing for the second week in a row at MetLife Stadium, when they were stopped by the Jets, 24-16. (Twenty-one of the Ravens' last 23 games have been decided by eight points or fewer, including all of them thus far in 2016.) As they did the previous game when they lost, 27-23, to the Giants, Baltimore jumped to a 10-0, first-quarter lead. The initial score came when WR Chris Moore recovered a punt snap in the end zone that got away from Jets P Lachlan Edwards. A 50-yard K Justin Tucker FG followed on the Ravens' next possession. QB Geno Smith then hit WR Quincy Enunwa with a 69-yard TD, making the score 10-7 entering the second quarter. Tucker added 2 more FGs (49 and 44 yards) in that period, while RB Matt Forte caught a 13-yard TD from QB Ryan Fitzpatrick, who had replaced an injured Smith, leaving the Ravens with a 16-14 halftime edge. The third quarter proved disastrous for Baltimore when the Jets intercepted QB Joe Flacco twice, turning those into 10 points, reaching the final score margin (24-16). The first INT came from CB Buster Skrine, who returned it to the Ravens' 3-yard line which led to a 22-yard K Nick Folk FG. The second belonged to S Marcus Gilchrist, who returned it to the Ravens' 24. Eventually, Forte produced a 1-yard TD run, but only after Baltimore DT Timmy Jernigan scooped up a Forte fumble, but was subsequently stripped by WR Brandon Marshall, who recovered the ball. Before Flacco's miscues, he had thrown a team-record 176-consecutive passes without an INT. Flacco was 25-of-44 for 248 yards, including 10 for 120 to WR Mike Wallace. With only 6 yards on the ground, the Ravens set a team mark for fewest rushing yards in a game. Forte rushed 30 times for 100 yards, while the Jets' QBs combined for 13 completions on 22 attempts for 215 yards and 2 TDs. Playing without Pro Bowl OLBs Elvis Dumervil and Terrell Suggs, the Ravens did produce 5 sacks, 2 by rookie OLB Matthew Judon.

BALTIMORE RAVENS (Head Coach: John Harbaugh)

OFFENSE		DEFENSE	
WR 11	K. Aiken	DT 99	T. Jernigan
LT 72	A. Lewis	NT 98	B. Williams
LG 64	J. Urschel	DE 93	L. Guy
C 53	J. Zuttah	RUSH 90	Z. Smith
RG 66	R. Jensen	ILB 54	Z. Orr
RT 71	R. Wagner	SAM 50	A. McClellan
TE 88	D. Pitta	LB 51	K. Correa
WR 17	M. Wallace	LCB 36	T. Young
WR 18	B. Perriman	SS 32	E. Weddle
RB 28	T. West	FS 21	L. Webb
QB 5	J. Flacco	RCB 22	J. Smith

NEW YORK JETS (Head Coach: Todd Bowles)

OFFENSE		DEFENSE	
WR 15	B. Marshall	DL 92	L. Williams
TE 82	B. Bostick	DL 99	S. McLendon
LT 78	R. Clady	DB 20	M. Williams
LG 77	J. Carpenter	DL/LB 91	S. Richardson
C 74	N. Mangold	ILB 54	B. Carter
RG 67	B. Winters	ILB 52	D. Harris
RT 71	B. Ijalana	OLB 57	V. Ochi
TE 47	K. Davis	CB 41	B. Skrine
WR 11	R. Anderson	CB 24	D. Revis
QB 7	G. Smith	SS 25	C. Pryor
RB 22	M. Forte	FS 21	M. Gilchrist

GAME SUMMARY

	1	2	3	4	OT	TOTAL	FIELD GOALS (MADE) & MISSED
BALTIMORE	10	6	0	0	-	16	J. Tucker (50, 49, 44)
NEW YORK	7	7	10	0	-	24	N. Folk (22) 51B

TEAM	QTR	TIME	PLAY DESCRIPTION (extra point)	DRIVE	SCORE
Ravens	1	9:37	C. Moore fumble recovery in end zone (J. Tucker kick)		7-0
Ravens	1	4:27	J. Tucker 50 yd. Field Goal	5-59, 2:03	10-0
Jets	1	1:12	Q. Enunwa 69 yd. pass from G. Smith (N. Folk kick)	5-76, 3:15	10-7
Ravens	2	11:57	J. Tucker 49 yd. Field Goal	11-44, 4:15	13-7
Jets	2	1:45	M. Forte 13 yd. pass from R. Fitzpatrick (N. Folk kick)	7-85, 2:49	13-14
Ravens	2	0:00	J. Tucker 44 yd. Field Goal	8-50, 1:45	16-14
Jets	3	5:00	N. Folk 22 yd. Field Goal	4-1, 2:03	16-17
Jets	3	0:56	M. Forte 1 yd. run (N. Folk kick)	3-5, 0:50	16-24

OFFICIALS – Referee: Walt Anderson (66), Umpire: Butch Hannah (40), Head Linesman: Jerod Phillips (6), Line Judge: Byron Boston (18), Side Judge: Laird Hayes (125), Field Judge: John Jenkins (117), Back Judge: Gregory Wilson (119)

TEAM STATISTICS

	RAVENS	JETS
First Downs	11 (0-11-0)	16 (7-7-2)
Third Downs	3-14 (21%)	6-16 (38%)
Fourth Downs	0-1 (0%)	0-1 (0%)
Total Net Yards	245	344
Plays – Average	57-4.3	66-5.2
Net Yds Rushing	11	155
Rushes – Average	11-1.0	39-4.0
Net Yards Passing	234	189
Att. – Yds Lost – Gross Pass.	2-14-248	5-26-215
Passes Att. – Comp. – INT	44-25-2	22-13-0
Red Zone	0-0 (0%)	2-4 (50%)
Goal-to-Go	0-0 (0%)	1-3 (33%)
Punts – Average	6-50.8	6-39.5
Penalties – Yards	4-35	4-25
Fumbles – Lost	3-1	2-2
Time of Possession	23:23	36:37

INDIVIDUAL STATISTICS

RAVENS							JETS										
RUSHING							RUSHING										
	ATT	YDS	AVG	LG	TD		ATT	YDS	AVG	LG	TD						
T. West	8	10	1.3	5	0	M. Forte	30	100	3.3	15	1						
J. Flacco	1	1	1.0	1	0	R. Anderson	1	30	30.0	30	0						
K. Dixon	1	0	0.0	0	0	B. Powell	4	18	4.5	9	0						
L. Taliaferro	1	0	0.0	0	0	G. Smith	1	7	7.0	7	0						
						T. Pope	1	1	1.0	1	0						
						L. Edwards	1	0	0.0	0	0						
						R. Fitzpatrick	1	-1	-1.0	-1	0						
Total	11	11	1.0	5	0	Total	39	155	4.0	30	1						
PASSING							PASSING										
	ATT	CMP	YDS	SK/YD	TD	LG	IN	RT									
J. Flacco	44	25	248	2/14	0	53	2	54.0	R. Fitzpatrick	14	9	120	3/15	1	31	0	115.2
									G. Smith	8	4	95	2/11	1	69	0	132.8
Total	44	25	248	2/14	0	53	2	54.0	Total	22	13	215	5/26	2	69	0	122.3
RECEIVING							RECEIVING										
	REC	YDS	AVG	LG	TD												
M. Wallace	10	120	12.0	53	0	M. Forte	4	54	13.5	31	1						
D. Pitta	4	40	10.0	12	0	R. Anderson	3	41	13.7	28	0						
K. Aiken	3	55	18.3	29	0	B. Marshall	3	39	13.0	21	0						
L. Taliaferro	3	10	3.3	8	0	Q. Enunwa	2	73	36.5	69	1						
C. Moore	2	11	5.5	8	0	C. Peake	1	8	8.0	8	0						
B. Perriman	1	11	11.0	11	0												
K. Juszczyk	1	2	2.0	2	0												
K. Dixon	1	-1	-1.0	-1	0												
Total	25	248	9.9	53	0	Total	13	215	16.5	69	2						
INTERCEPTIONS							INTERCEPTIONS										
	NO	YDS	AVG	LG	TD												
						B. Skrine	1	51	51.0	51	0						
						M. Gilchrist	1	25	25.0	25	0						
Total	0	0	0	0	0	Total	2	76	38.0	51	0						
SACKS							SACKS										
M. Judon 2-13, T. Jernigan 1-7, M. Pierce 1-3, B. Williams 1-3							S. Richardson 1-9, L. Williams 1-5										
TACKLES (TOP 3)							TACKLES (TOP 3)										
Z. Orr 11 (6 solo), E. Weddle 10 (3 solo), B. Williams 8 (5 solo)							S. Richardson 8 (6 solo), J. Stanford 7 (6 solo), B. Skrine 6 (5 solo)										



GAME 8: RAVENS 21, STEELERS 14

Baltimore (4-4) · Pittsburgh (4-4)

Sunday, November 6, 2016 · 1:04 PM ET · M&T Bank Stadium · Baltimore

Weather: 65°, Partly Cloudy, Wind NW 15 mph · Attendance: 71,286 · Time: 3:18



The Ravens jumped into a first-place tie with Pittsburgh in the AFC North by beating the Steelers, 21-14. The victory stopped a four-game Ravens' losing streak. Baltimore dominated the first three quarters, building a 13-0 lead that was extended to 21-0 early in the final period after a blocked punt for a touchdown. Entering the fourth, Baltimore's defense had limited the Steelers to just 69 yards and no third-down conversions (0 for 9). In the third quarter, the Ravens' defense held Pittsburgh to 3 total yards, 2 three-and-outs and an interception. Big plays by the Ravens were the difference in the end. QB Joe Flacco threw a 95-yard TD pass to former Steeler WR Mike Wallace to give the Ravens a 7-0, first-quarter lead. That was the longest play from scrimmage in the team's regular season history. RB Javorius "Buck" Allen blocked P Jordan Berry's punt early in the fourth quarter, and WR Chris Moore grabbed the ball and raced 14 yards to the end zone for the Ravens' other TD. A Flacco-to-WR Steve Smith Sr. connection then provided a 2-point conversion. K Justin Tucker kicked 49- and 42-yard field goals to complete the Ravens' scoring. After being limited to an 8-for-18 for 54 yards production through three quarters, Steelers QB Ben Roethlisberger came alive in the final 15 minutes. His 23-yard TD strike to WR Antonio Brown made the score 21-7 with 8:38 remaining. "Big Ben" then added a 4-yard TD scamper with 48 seconds left to make the final margin, 21-14. Roethlisberger ended the day completing 23-of-45 for 264 yards with an interception. The Steelers managed just 36 yards rushing (18 carries) against the tough Ravens' defense. DT Timmy Jernigan intercepted Roethlisberger in the third quarter after DT Brandon Williams tipped the pass. The victory was the sixth in the last seven games for the Ravens over the Steelers, including four consecutive in Baltimore.

PITTSBURGH STEELERS (Head Coach: Mike Tomlin)

OFFENSE

WR	84	A. Brown
LT	78	A. Villanueva
LG	73	R. Foster
OC	53	M. Pouncey
RG	66	D. DeCastro
RT	77	M. Gilbert
TE	85	X. Grimble
TE	81	J. James
WR	82	D. Johnson
QB	7	B. Roethlisberger
RB	26	L. Bell

DEFENSE

LDE	97	C. Heyward
NT	79	J. Hargrave
RDE	91	S. Tuitt
LOLB	56	A. Chickillo
LILB	50	R. Shazier
RILB	94	L. Timmons
ROLB	95	J. Jones
LCB	25	A. Burns
FS	23	M. Mitchell
SS	21	R. Golden
RCB	31	R. Cockrell

BALTIMORE RAVENS (Head Coach: John Harbaugh)

OFFENSE

WR	89	S. Smith Sr.
LT	79	R. Stanley
LG	72	A. Lewis
C	53	J. Zuttah
RG	73	M. Yanda
RT	71	R. Wagner
TE	88	D. Pitta
TE	84	D. Waller
WR	17	M. Wallace
RB	28	T. West
QB	5	J. Flacco

DEFENSE

DT	99	T. Jernigan
NT	98	B. Williams
DE	93	L. Guy
RUSH	55	T. Suggs
ILB	57	C. Mosley
ILB	54	Z. Orr
SAM	50	A. McClellan
LCB	36	T. Young
SS	32	E. Weddle
FS	21	L. Webb
RCB	22	J. Smith

GAME SUMMARY

	1	2	3	4	OT	TOTAL	FIELD GOALS (MADE) & MISSED
PITTSBURGH	0	0	0	14	-	14	None
BALTIMORE	7	3	3	8	-	21	J. Tucker (49, 42)

TEAM	QTR	TIME	PLAY DESCRIPTION (extra point)	DRIVE	SCORE
Ravens	1	1:07	M. Wallace 95 yd. pass from J. Flacco (J. Tucker kick)	2-96, 0:43	0-7
Ravens	2	0:03	J. Tucker 49 yd. Field Goal	9-43, 1:41	0-10
Ravens	3	4:50	J. Tucker 42 yd. Field Goal	4-8, 1:30	0-13
Ravens	4	13:36	C. Moore 14 yd. return of blocked punt (J. Flacco-S. Smith pass)		0-21
Steelers	4	8:38	A. Brown 23 yd. pass from B. Roethlisberger (C. Boswell kick)	9-75, 4:58	7-21
Steelers	4	0:48	B. Roethlisberger 4 yd. run (C. Boswell kick)	7-65, 1:20	14-21

OFFICIALS—Referee: John Hussey (35), Umpire: Tony Michalek (115), Head Linesman: Wayne Mackie (106), Line Judge: Ron Marinucci (107), Side Judge: Allen Baynes (56), Field Judge: Jimmy Buchanan (86), Back Judge: Keith Ferguson (61)

TEAM STATISTICS

	STEELERS	RAVENS
First Downs	15 3-10-2	13 (2-7-4)
Third Downs	4-16 (25%)	4-17 (24%)
Fourth Downs	1-2 (50%)	0-0 (0%)
Total Net Yards	277	274
Plays – Average	65-4.3	63-4.3
Net Yds Rushing	36	50
Rushes – Average	18-2.0	29-1.7
Net Yards Passing	241	224
Att. – Yds Lost – Gross Pass.	2-23-264	3-26-250
Passes Att. – Comp. – INT	45-23-1	31-19-1
Red Zone	1-2 (50%)	0-1 (0%)
Goal-to-Go	1-1 (100%)	0-0 (0%)
Punts – Average	10-43.1	9-42.2
Penalties – Yards	13-99	10-94
Fumbles – Lost	2-0	2-0
Time of Possession	27:50	32:10

INDIVIDUAL STATISTICS

STEELERS											RAVENS										
RUSHING											RUSHING										
L. Bell	14	32	2.3	13	0	T. West	15	21	1.4	9	0										
B. Roethlisberger	3	3	1.0	4	1	K. Dixon	9	13	1.4	6	0										
D. Williams	1	1	1.0	1	0	J. Flacco	3	12	4.0	14	0										
						C. Moore	1	2	2.0	2	0										
						K. Juszczyk	1	2	2.0	2	0										
Total	18	36	2.0	13	1	Total	29	50	1.7	14	0										
PASSING											PASSING										
B. Roethlisberger	45	23	264	2/23	1	30	1	67.3	J. Flacco	30	18	241	3/26	1	95	1	82.8				
									R. Mallett	1	1	9	0/0	0	9	0	104.2				
Total	45	23	264	2/23	1	30	1	67.3	Total	31	19	250	3/26	1	95	1	84.1				
RECEIVING											RECEIVING										
A. Brown	7	85	12.1	27	1	M. Wallace	4	124	31.0	95	1										
E. Rogers	6	103	17.2	30	0	S. Smith	4	47	11.8	30	0										
L. Bell	6	38	6.3	12	0	B. Perriman	3	33	11.0	16	0										
J. James	2	13	6.5	7	0	D. Waller	2	17	8.5	9	0										
D. Johnson	1	15	15.0	15	0	D. Pitta	2	14	7.0	8	0										
X. Grimble	1	10	10.0	10	0	K. Dixon	2	0	0.0	4	0										
						K. Aiken	1	9	9.0	9	0										
						T. West	1	6	6.0	6	0										
Total	23	264	11.5	30	1	Total	19	250	13.2	95	1										
INTERCEPTIONS											INTERCEPTIONS										
A. Burns	1	9	9.0	9	0	T. Jernigan	1	0	0.0	0	0										
Total	1	9	9.0	9	0	Total	1	0	0.0	0	0										
SACKS											SACKS										
J. Harrison	2-20	A. Chickillo	0.5-3	R. Shazier	0.5-3	M. Judon	1-12	J. Powers	1-11												
TACKLES (TOP 3)											TACKLES (TOP 3)										
L. Timmons	9 (7 solo)	R. Shazier	9 (6 solo)	J. Harrison	6 (6 solo)	A. Chickillo	6 (4 solo)	Z. Orr	10 (8 solo)	C. Mosley	5 (5 solo)	L. Webb	5 (5 solo)	T. Young	5 (4 solo)						



GAME 9: RAVENS 28, BROWNS 7

Baltimore (5-4) • Cleveland (0-10)

Thursday, November 10, 2016 • 8:26 PM ET • M&T Bank Stadium • Baltimore
Weather: 54°, Clear, Wind NW 3 mph • Attendance: 70,921 • Time: 2:58



The Ravens produced a 22-0 second-half run, pulling away from the Browns in a 28-7 victory at M&T Bank Stadium. The win gave Baltimore sole possession of first place in the AFC North. The Ravens turned over the Browns 3 times in the final two quarters, when they limited Cleveland to just 37 yards. For the game, the Ravens' tough defense held the Browns to 144 yards of offense. The Ravens gained 396 yards while dominating time of possession (38:36 to 21:24). QB Joe Flacco threw 3 touchdown passes, completing throws to nine different receivers. Down 7-6 at the half, the Ravens used their first possession in the third quarter to secure a 13-7 lead. Flacco found TE Darren Waller in the back of the end zone for that 4-yard score. The only misstep in that half came when the Ravens reached the Browns' 15-yard line on the next series, but Flacco was intercepted in the end zone by CB Joe Haden. Baltimore started that drive after intercepting QB Josh McCown, who had replaced starting QB Cody Kessler. McCown's second pass was stolen by CB Jerraud Powers. McCown threw a second INT in the fourth quarter that was grabbed by S Eric Weddle. That started a 12-play, 90-yard drive that ended with Flacco finding WR Breshad Perriman, who made a spectacular reaching catch, for a 27-yard TD. Flacco's other TD came in the third period to WR Steve Smith Sr. (11 yards), who moved into eighth place on the all-time receiving yards list (passing Reggie Wayne). Cleveland's lone score was Kessler's 25-yard TD strike to rookie TE Seth DeValue in the second quarter. Ravens K Justin Tucker's 2 field goals (25 and 40 yards) were the only points generated by Baltimore in the first half. Pro Bowl OLB Terrell Suggs, playing with a torn biceps, recorded his sixth sack of the season, added a pass defense and forced a fumble on McCown that was recovered by rookie OLB Matthew Judon. Since 2008, when John Harbaugh became Baltimore's head coach, the Ravens own a 16-2 advantage over the Browns.

CLEVELAND BROWNS (Head Coach: Hue Jackson)

OFFENSE

WR	19	C. Coleman
LT	73	J. Thomas
LG	66	S. Drango
C	74	C. Erving
RG	77	J. Greco
RT	67	A. Pasztor
TE	82	G. Barnidge
WR	11	T. Pryor Sr.
WR	16	A. Hawkins
QB	6	C. Kessler
RB	34	I. Crowell

DEFENSE

DE	98	J. Meder
NT	55	D. Shelton
DE	90	E. Ogbah
OLB	57	C. Johnson
ILB	56	D. Davis
ILB	58	C. Kirksey
OLB	51	J. Collins
CB	23	J. Haden
DB	20	B. Boddy-Calhoun
CB	22	T. Williams Sr.
S	39	E. Reynolds

BALTIMORE RAVENS (Head Coach: John Harbaugh)

OFFENSE

WR	89	S. Smith Sr.
LT	79	R. Stanley
LG	72	A. Lewis
C	53	J. Zuttah
RG	62	V. Ducasse
RT	71	R. Wagner
TE	88	D. Pitta
WR	17	M. Wallace
FB	44	K. Juszczyk
RB	28	T. West
QB	5	J. Flacco

DEFENSE

DT	99	T. Jernigan
NT	98	B. Williams
DE	90	Z. Smith
RUSH	55	T. Suggs
ILB	57	C. Mosley
ILB	54	Z. Orr
CB	26	J. Powers
DB	36	T. Young
SS	32	E. Weddle
FS	21	L. Webb
RCB	22	J. Smith

GAME SUMMARY

	1	2	3	4	OT	TOTAL	FIELD GOALS (MADE) & MISSED
CLEVELAND	0	7	0	0	-	7	None
BALTIMORE	0	6	15	7	-	28	J. Tucker (25, 40)

TEAM	QTR	TIME	PLAY DESCRIPTION (extra point)	DRIVE	SCORE
Ravens	2	10:29	J. Tucker 25 yd. Field Goal	8-41, 3:53	0-3
Browns	2	6:30	S. DeValve 25 yd. pass from C. Kessler (C. Parkey kick)	7-75, 3:59	7-3
Ravens	2	0:00	J. Tucker 40 yd. Field Goal	12-57, 1:39	7-6
Ravens	3	9:36	D. Waller 4 yd. pass from J. Flacco (J. Tucker kick)	9-64, 3:58	7-13
Ravens	3	2:05	S. Smith 11 yd. pass from J. Flacco (J. Flacco-K. Juszczyk pass)	6-43, 2:57	7-21
Ravens	4	6:21	B. Perriman 27 yd. pass from J. Flacco (J. Tucker kick)	12-90, 7:27	7-28

OFFICIALS – Referee: Jerome Boger (23), Umpire: Richard Hall (49), Head Linesman: Ed Camp (134), Line Judge: Dana McKenzie (8), Side Judge: Walt Coleman IV (87), Field Judge: Eugene Hall (103), Back Judge: Tony Steratore (112)

TEAM STATISTICS

	BROWNS	RAVENS
First Downs	11 (1-9-1)	29 (7-19-3)
Third Downs	2-10 (20%)	7-12 (58%)
Fourth Downs	0-0 (0%)	0-0 (0%)
Total Net Yards	144	396
Plays – Average	48-3.0	77-5.1
Net Yds Rushing	33	119
Rushes – Average	13-2.5	34-3.5
Net Yards Passing	111	277
Att. – Yds Lost – Gross Pass.	4-39-150	2-19-296
Passes Att. – Comp. – INT	31-17-2	41-30-2
Red Zone	0-0 (0%)	2-4 (50%)
Goal-to-Go	0-0 (0%)	1-1 (100%)
Punts – Average	7-42.9	4-46.0
Penalties – Yards	3-35	6-61
Fumbles – Lost	2-1	0-0
Time of Possession	21:24	38:36

INDIVIDUAL STATISTICS

BROWNS											RAVENS										
RUSHING											RUSHING										
	ATT	YDS	AVG	LG	TD		ATT	YDS	AVG	LG	TD										
I. Crowell	9	23	2.6	9	0	T. West	21	65	3.1	17	0										
D. Johnson Jr.	2	6	3.0	6	0	K. Dixon	6	38	6.3	11	0										
C. Kessler	1	3	3.0	3	0	C. Moore	1	10	10.0	10	0										
K. Hogan	1	1	1.0	1	0	J. Allen	2	3	1.5	3	0										
Total	13	33	2.5	9	0	K. Juszczyk	1	3	3.0	3	0										
PASSING	ATT	CMP	YDS	SK/YD	TD	LG	IN	RT	PASSING	ATT	CMP	YDS	SK/YD	TD	LG	IN	RT				
C. Kessler	18	11	91	1/10	1	25	0	92.6	J. Flacco	41	30	296	2/19	3	27	2	97.2				
J. McCown	13	6	59	3/29	0	18	2	19.9	Total	41	30	296	2/19	3	27	2	97.2				
Total	31	17	150	4/39	1	25	2	51.8	Total	41	30	296	2/19	3	27	2	97.2				
RECEIVING											RECEIVING										
	REC	YDS	AVG	LG	TD		REC	YDS	AVG	LG	TD										
T. Pryor Sr.	5	48	9.6	18	0	D. Pitta	6	26	4.3	13	0										
I. Crowell	3	30	10.0	20	0	S. Smith Sr.	5	60	12.0	17	1										
D. Johnson Jr.	3	25	8.3	15	0	K. Dixon	5	42	8.4	16	0										
C. Coleman	3	17	5.7	13	0	M. Wallace	4	59	14.8	23	0										
S. DeValve	1	25	25.0	25	1	B. Perriman	3	64	21.3	27	1										
G. Barnidge	1	8	8.0	8	0	K. Aiken	2	15	7.5	8	0										
R. Telfer	1	-3	-3.0	-3	0	D. Waller	2	14	7.0	10	1										
Total	17	150	8.8	25	1	K. Juszczyk	2	4	2.0	3	0										
INTERCEPTIONS	NO	YDS	AVG	LG	TD	T. West	1	12	12.0	12	0										
B. Boddy-Calhoun	1	0	0.0	0	0	Total	30	296	9.9	27	3										
J. Haden	1	0	0.0	0	0	INTERCEPTIONS	NO	YDS	AVG	LG	TD										
Total	2	0	0.0	0	0	E. Weddle	1	25	25.0	25	0										
SACKS	D. Davis 1-10, J. Collins 1-9										J. Powers	1	1	1.0	1	0					
TACKLES (TOP 3)	C. Kirksey 13 (8 solo), J. Collins 9 (7 solo), E. Reynolds 6 (5 solo)										Total	2	26	13.0	25	0					
SACKS	T. Jernigan 1-12, L. Webb 1-10, Z. Smith 1-9, T. Suggs 1-8										TACKLES (TOP 3)	C. Mosley 5 (4 solo), Five tied at 4									



GAME 10: COWBOYS 27, RAVENS 17

Baltimore (5-5) • Dallas (9-1)

Sunday, November 20, 2016 • 1:02 PM ET • AT&T Stadium • Arlington

Weather: Indoors • Attendance: 93,056 • Time: 3:03



Rookie QB Dak Prescott completed 14 of 15 passes in the second half when the Cowboys pulled away from the Ravens for a 27-17 victory after the two teams were tied 10-10 at halftime. The game was played at AT&T Stadium, where Dallas won its ninth in a row to produce the NFL's best record at 9-1. In the game, Prescott completed 27 of 36 passes for 301 yards and 3 touchdown passes, including 2 to WR Dez Bryant in the second half. The Ravens started well, taking a 7-0, first-quarter lead and forcing the Cowboys to punt on their first four possessions. At that point, Prescott was just 4-of-10 for 31 yards before going on a 23-of-26, 270-yard run the remainder of the game. After RB Terrance West gave the Ravens the 7-0 lead, the Cowboys tied the game on a 3-yard Prescott-to-WR Cole Beasley TD. A 46-yard K Justin Tucker field goal in the second quarter put Baltimore up 10-7 before K Dan Bailey's 30-yarder at the end of the half tied the game at 10. Prescott directed 10- and 13-play TD drives, both ending with Bryant TDs, to give Dallas a 24-10 advantage with 11:30 left in the contest. The Ravens rallied behind QB Joe Flacco, who brought his team within 7 points at 24-17 with a 5-yard TD throw to WR Steve Smith Sr. with 8:16 remaining. (Smith Sr. caught 8 passes for 99 yards for the day, with his third grab being the 1,000th of his career.) Dallas' rookie signal caller then directed a time-consuming, 13-play, 72-yard drive than ended with a Bailey 21-yard FG at the 1:50 mark. Bryant caught 6 balls for 80 yards for the day, while rookie RB Ezekiel Elliott rushed for 97 yards on 25 carries and added 4 catches for 30 more. For the Ravens, Flacco was 23-of-35 for 269 yards, with WR Mike Wallace grabbing 5 for 62.

BALTIMORE RAVENS (Head Coach: John Harbaugh)

OFFENSE

WR	89	S. Smith Sr.
LT	79	R. Stanley
LG	73	M. Yanda
C	53	J. Zuttah
RG	62	V. Ducasse
RT	71	R. Wagner
TE	88	D. Pitta
WR	17	M. Wallace
TE	84	D. Waller
RB	28	T. West
QB	5	J. Flacco

DEFENSE

DT	78	M. Pierce
NT	98	B. Williams
OLB	90	Z. Smith
OLB	55	T. Suggs
ILB	57	C. Mosley
ILB	54	Z. Orr
CB	36	T. Young
DB	26	J. Powers
SS	32	E. Weddle
FS	21	L. Webb
RCB	24	S. Wright

DALLAS COWBOYS (Head Coach: Jason Garrett)

OFFENSE

WR	88	D. Bryant
LT	77	T. Smith
LG	65	R. Leary
C	72	T. Frederick
RG	70	Z. Martin
RT	68	D. Free
TE	82	J. Witten
WR	83	T. Williams
QB	4	D. Prescott
RB	21	E. Elliott
WR	11	C. Beasley

DEFENSE

DE	90	D. Lawrence
DT	97	T. McClain
DT	96	M. Collins
DE	58	J. Crawford
SLB	59	A. Hitchens
WLB	50	S. Lee
CB	39	B. Carr
CB	30	A. Brown
CB	32	O. Scandrick
SS	27	J. Wilcox
FS	31	B. Jones

GAME SUMMARY

	1	2	3	4	OT	TOTAL	FIELD GOALS (MADE) & MISSED
BALTIMORE	7	3	0	7	-	17	J. Tucker (46)
DALLAS	0	10	7	10	-	27	D. Bailey (30, 21)

TEAM	QTR	TIME	PLAY DESCRIPTION (extra point)	DRIVE	SCORE
Ravens	1	5:28	T. West 18 yd. run (J. Tucker kick)	6-90, 3:09	7-0
Cowboys	2	5:55	C. Beasley 3 yd. pass from D. Prescott (D. Bailey kick)	6-52, 3:36	7-7
Ravens	2	1:37	J. Tucker 46 yd. Field Goal	9-47, 4:18	10-7
Cowboys	2	0:04	D. Bailey 30 yd. Field Goal	8-63, 1:33	10-10
Cowboys	3	7:31	D. Bryant 4 yd. pass from D. Prescott (D. Bailey kick)	10-92, 5:49	10-17
Cowboys	4	11:30	D. Bryant 13 yd. pass from D. Prescott (D. Bailey kick)	13-88, 7:54	10-24
Ravens	4	8:16	S. Smith 5 yd. pass from J. Flacco (J. Tucker kick)	8-75, 3:14	17-24
Cowboys	4	1:50	D. Bailey 21 yd. Field Goal	13-72, 6:26	17-27

OFFICIALS – Referee: John Parry (132), Umpire: Roy Ellison (81), Head Linesman: John McGrath (5), Line Judge: Jeff Seeman (45), Side Judge: Keith Washington (7), Field Judge: Jabir Walker (26), Back Judge: Perry Paganelli (46)

TEAM STATISTICS

	RAVENS	COWBOYS
First Downs	17 (6-10-1)	27 (6-19-2)
Third Downs	3-9 (33%)	7-12 (58%)
Fourth Downs	0-0 (0%)	0-0 (0%)
Total Net Yards	368	417
Plays – Average	52-7.1	67-6.2
Net Yds Rushing	101	118
Rushes – Average	16-6.3	30-3.9
Net Yards Passing	267	299
Att. – Yds Lost – Gross Pass.	1-2-269	1-2-301
Passes Att. – Comp. – INT	35-23-0	36-27-0
Red Zone	2-2 (100%)	3-5 (60%)
Goal-to-Go	1-1 (100%)	2-2 (100%)
Punts – Average	5-47.4	4-46.0
Penalties – Yards	12-136	5-45
Fumbles – Lost	1-0	1-0
Time of Possession	24:21	35:39

INDIVIDUAL STATISTICS

RAVENS											COWBOYS																																																						
RUSHING											RUSHING																																																						
	ATT	YDS	AVG	LG	TD		ATT	YDS	AVG	LG	TD		ATT	YDS	AVG	LG	TD		ATT	YDS	AVG	LG	TD																																										
T. West	8	42	5.3	18	1	E. Elliott	25	97	3.9	14	0	D. Prescott	2	16	8.0	12	0	A. Morris	2	3	1.5	2	0	L. Dunbar	1	2	2.0	2	0	Total	16	101	6.3	20	1	Total	30	118	3.9	14	0																								
PASSING											PASSING																																																						
	ATT	CMP	YDS	SK/YD	TD	LG	IN	RT		ATT	CMP	YDS	SK/YD	TD	LG	IN	RT		ATT	CMP	YDS	SK/YD	TD	LG	IN	RT																																							
J. Flacco	35	23	269	1/2	1	27	0	98.4	D. Prescott	36	27	301	1/2	3	41	0	127.2	Total	36	27	301	1/2	3	41	0	127.2																																							
Total	35	23	269	1/2	1	27	0	98.4	Total	36	27	301	1/2	3	41	0	127.2																																																
RECEIVING											RECEIVING																																																						
	REC	YDS	AVG	LG	TD		REC	YDS	AVG	LG	TD		REC	YDS	AVG	LG	TD		REC	YDS	AVG	LG	TD																																										
S. Smith	8	99	12.4	22	1	D. Bryant	6	80	13.3	26	2	C. Beasley	5	59	11.8	17	1	J. Witten	5	37	7.4	11	0	E. Elliott	4	30	7.5	17	0	B. Butler	2	49	24.5	41	0	G. Escobar	2	21	10.5	14	0	L. Dunbar	2	14	7.0	8	0	T. Williams	1	11	11.0	11	0	Total	23	269	11.7	27	1	Total	27	301	11.1	41	3
INTERCEPTIONS											INTERCEPTIONS																																																						
	NO	YDS	AVG	LG	TD		NO	YDS	AVG	LG	TD		NO	YDS	AVG	LG	TD		NO	YDS	AVG	LG	TD																																										
None	0	0	0.0	0	0	None	0	0	0.0	0	0	Total	0	0	0.0	0	0	Total	0	0	0.0	0	0																																										
SACKS											SACKS																																																						
A. McClellan 1-2											J. Crawford 1-2																																																						
TACKLES (TOP 3)											TACKLES (TOP 3)																																																						
Z. Orr 11 (8 solo), L. Webb 8 (7 solo), B. Williams 8 (2 solo)											B. Jones 8 (6 solo), J. Wilcox 7 (5 solo), S. Lee 5 (3 solo), A. Brown 5 (1 solo)																																																						



GAME 11: RAVENS 19, BENGALS 14

Baltimore (6-5) - Cincinnati (3-7-1)

Sunday, November 27, 2016 - 1:02 PM ET - M&T Bank Stadium - Baltimore
Weather: 50°, Sunny, Wind WNW 12 mph - Attendance: 70,903 - Time: 3:05



The Ravens dominated the first half, limiting Cincinnati to 115 yards and taking a 16-3 lead, and then held on for a 19-14 victory over the Bengals at M&T Bank Stadium. The win snapped a five-game losing streak against their division rivals and kept the Ravens in a first-place tie with Pittsburgh in the AFC North. K Justin Tucker tied the NFL record with three 50-plus-yard field goals, all in the first half, keeping his perfect season intact (27 of 27 on FGA and 15 of 15 for PATs.) Tucker converted 52-, 57-, 54- and 36-yard FGs in the contest. The Ravens opened the game with an 11-play, 75-yard touchdown drive that ended with a QB Joe Flacco-to-WR Breshad Perriman 14-yard touchdown score. Tucker's first FG made the score 10-0 after the initial quarter. A Mike Nugent 23-yard FG made the score 10-3 in the second period before Tucker added 57- and 54-yarders to end the half. Cincinnati closed the gap to 16-9 in the third when QB Andy Dalton directed an 11-play, 86-yard TD series that ended with a 3-yard TD pass to TE Tyler Eifert. (Dalton was 7-of-9 for 94 yards on the drive, but Nugent missed the PAT.) With seven minutes left in the game, Tucker's fourth FG (36 yards) gave the Ravens a 19-9 lead before a Nugent 36-yarder with 2:50 left in the game made it 19-12. Baltimore P Sam Koch ran out the clock, taking a safety on the game's final play to make the margin 19-14. OLB Terrell Suggs was spectacular, producing 2 sacks and 2 FFs, helping limit the Bengals to just 64 rushing yards. Flacco completed 25 of 36 passes for 234 yards to nine different receivers. Rookie RB Kenneth Dixon caught 4 for 31 yards and added a game-high 49 rushing yards. Dalton was 26-of-48 for 283 yards, with six of those passes going to RB Jeremy Hill for 61 yards. Hill managed only 21 yards on 12 rushing attempts. OLB Elvis Dumervil returned to the Ravens after missing the last five games and produced the key strip sack of Dalton with just over a minute left in the game.

CINCINNATI BENGALS (Head Coach: Marvin Lewis)

OFFENSE		DEFENSE	
WR 86	J. Wright	LDE 96	C. Dunlap
LT 77	A. Whitworth	NT 94	D. Peko
LG 65	C. Boling	DT 97	G. Atkins
C 61	R. Bodine	RDE 90	M. Johnson
RG 68	K. Zeitler	LB 57	V. Rey
RT 70	C. Ogbuehi	LB 55	V. Burfict
TE 81	T. Kroft	DB 21	D. Dennard
H-B 89	R. Hewitt	LCB 27	D. Kirkpatrick
WR 11	B. LaFell	RCB 24	A. Jones
QB 14	A. Dalton	SS 26	J. Shaw
HB 32	J. Hill	FS 43	G. Iloka

BALTIMORE RAVENS (Head Coach: John Harbaugh)

OFFENSE		DEFENSE	
WR 89	S. Smith Sr.	DT 99	T. Jernigan
LT 79	R. Stanley	NT 98	B. Williams
LG 73	M. Yanda	DE 93	L. Guy
C 53	J. Zuttah	RUSH 55	T. Suggs
RG 62	V. Ducasse	ILB 57	C. Mosley
RT 71	R. Wagner	ILB 54	Z. Orr
TE 88	D. Pitta	SAM 50	A. McClellan
WR 17	M. Wallace	LCB 24	S. Wright
WR 11	K. Aiken	SS 32	E. Weddle
RB 28	T. West	FS 21	L. Webb
QB 5	J. Flacco	RCB 36	T. Young

GAME SUMMARY

	1	2	3	4	OT	TOTAL	FIELD GOALS (MADE) & MISSED
CINCINNATI	0	3	6	5	-	14	M. Nugent (23, 36)
BALTIMORE	10	6	0	3	-	19	J. Tucker (52, 57, 54, 36)

TEAM	QTR	TIME	PLAY DESCRIPTION (extra point)	DRIVE	SCORE
Ravens	1	10:15	B. Perriman 14 yd. pass from J. Flacco (J. Tucker kick)	11-75, 4:45	0-7
Ravens	1	5:39	J. Tucker 52 yd. Field Goal	7-2, 2:41	0-10
Bengals	2	14:50	M. Nugent 23 yd. Field Goal	14-69, 5:49	3-10
Ravens	2	1:40	J. Tucker 57 yd. Field Goal	7-41, 2:55	3-13
Ravens	2	0:00	J. Tucker 54 yd. Field Goal	7-37, 1:01	3-16
Bengals	3	4:16	T. Eifert 3 yd. pass from A. Dalton (kick failed, wr)	11-86, 4:58	9-16
Ravens	4	12:16	J. Tucker 36 yd. Field Goal	12-59, 7:00	9-19
Bengals	4	6:00	M. Nugent 36 yd. Field Goal	9-35, 2:50	12-19
Bengals	4	0:00	S. Koch OB in end zone for a Safety		14-19

OFFICIALS – Referee: Clete Blakeman (34), Umpire: Ramon George (128), Head Linesman: Hugo Cruz (94), Line Judge: Tony Veteri (36), Side Judge: Joe Larrew (73), Field Judge: Adrian Hill (29), Back Judge: Steve Patrick (17)

TEAM STATISTICS

	BENGALS	RAVENS
First Downs	22 (3-15-4)	16 (4-12-0)
Third Downs	5-16 (31%)	5-16 (31%)
Fourth Downs	1-1 (100%)	1-2 (50%)
Total Net Yards	325	311
Plays – Average	71-4.6	68-4.6
Net Yds Rushing	64	92
Rushes – Average	20-3.2	30-3.1
Net Yards Passing	261	219
Att. – Yds Lost – Gross Pass.	3-22-283	2-15-234
Passes Att. – Comp. – INT	48-26-0	36-25-1
Red Zone	1-5 (20%)	1-3 (33%)
Goal-to-Go	1-1 (100%)	0-0 (0%)
Punts – Average	6-47.2	5-44.4
Penalties – Yards	2-15	8-69
Fumbles – Lost	4-2	1-0
Time of Possession	28:43	31:17

INDIVIDUAL STATISTICS

BENGALS						RAVENS						
RUSHING						RUSHING						
	ATT	YDS	AVG	LG	TD		ATT	YDS	AVG	LG	TD	
R. Burkhead	5	29	5.8	17	0	K. Dixon	13	49	3.8	15	0	
J. Hill	12	21	1.8	7	0	T. West	13	48	3.7	16	0	
A. Dalton	3	14	4.7	12	0	J. Flacco	2	19	9.5	16	0	
						M. Wallace	1	-1	-1.0	-1	0	
Total	20	64	3.2	17	0	S. Koch	1	-23	-23.0	-23	0	
						Total	30	92	3.1	16	0	
PASSING						PASSING						
	ATT	CMP	YDS	SK/YD	TD	LG	IN	RT				
A. Dalton	48	26	283	3/22	1	25	0	78.7	J. Flacco	36	25	234
Total	48	26	283	3/22	1	25	0	78.7	Total	36	25	234
										2/15	1	31
										1	31	1
										84.7		
RECEIVING						RECEIVING						
	REC	YDS	AVG	LG	TD		REC	YDS	AVG	LG	TD	
J. Hill	6	61	10.2	24	0	K. Dixon	4	31	7.8	16	0	
T. Eifert	5	68	13.6	25	1	S. Smith	4	20	5.0	8	0	
T. Boyd	5	62	12.4	22	0	M. Wallace	3	57	19.0	31	0	
B. LaFell	3	38	12.7	23	0	D. Pitta	3	34	11.3	18	0	
J. Wright	3	23	7.7	11	0	K. Juszczyk	3	18	6.0	16	0	
R. Burkhead	2	19	9.5	17	0	T. West	3	16	5.3	9	0	
A. Erickson	1	7	7.0	7	0	K. Aiken	2	30	15.0	19	0	
R. Hewitt	1	5	5.0	5	0	D. Waller	2	14	7.0	8	0	
C. Core	0	0	0.0	0	0	B. Perriman	1	14	14.0	14	1	
Total	26	283	10.9	25	1	Total	25	234	9.4	31	1	
INTERCEPTIONS						INTERCEPTIONS						
	NO	YDS	AVG	LG	TD		NO	YDS	AVG	LG	TD	
R. Mauluga	1	9	9.0	9	0		0	0	0.0	0	0	
Total	1	9	9.0	9	0	Total	0	0	0.0	0	0	
SACKS						SACKS						
C. Dunlap 1-10, M. Johnson 1-5						T. Suggs 2-17, E. Dumervil 1-5						
TACKLES (TOP 3)						TACKLES (TOP 3)						
V. Burfict 13 (10 solo), D. Dennard 8 (4 solo), M. Johnson 6 (6 solo), J. Shaw 6 (5 solo)						Z. Orr 11 (6 solo), L. Webb 8 (7 solo), E. Weddle 7 (5)						



GAME 12: RAVENS 38, DOLPHINS 6

Baltimore (7-5) • Miami (7-5)

Sunday, December 4, 2016 • 1:02 PM ET • M&T Bank Stadium • Baltimore
Weather: 47°, Partly Cloudy, Wind NNW 3 mph • Attendance: 70,916 • Time: 2:54



QB Joe Flacco completed a career-high 36 passes, including four touchdown throws, to lead the Ravens to a smothering 38-6 victory over the visiting Dolphins at M&T Bank Stadium. The Ravens, who have won four of their last five contests, stopped Miami's six-game winning streak. Baltimore leaped out to a 24-0 first-half lead, which continued through the third quarter. Miami's lone score came early in the final period when QB Ryan Tannehill hit WR DeVante Parker with an eight-yard TD dart. Flacco finished the contest with 36-of-47 for 381 yards, including 9 for 90 and 2 TDs to TE Dennis Pitta. Those were the first two scores for Pitta of the season. The Ravens opened the game with an 8-play, 79-yard drive that ended with a 3-yard Flacco-to-RB Terrence West TD. Baltimore was impressive again on its second possession, which finished with a 13-yard Flacco-to-Pitta TD for a 14-0, first-quarter advantage. The Ravens' second-quarter initial score, finishing a drive that covered 88 yards, ended with another Flacco-to-Pitta TD (9 yards). A 55-yard K Justin Tucker field goal made the score 24-0 at the half. On two of the first-half TD series, the Ravens converted fourth-and-1 and fourth-and-2 plays near midfield. Flacco's fourth TD pass went to WR Breshad Perriman, who turned on the jets for a 53-yard score. West added his second TD on a 9-yard run with 5:55 left in the game to make the final 38-6. The Ravens sacked Tannehill twice and intercepted him three times (S Lardarius Webb with a spectacular end zone grab, S Eric Weddle and CB Jeraud Powers). Miami totaled 277 yards, while the Ravens produced 496. Flacco completed passes to 10 different players, including 6 each to WRs Mike Wallace (59 yards) and Steve Smith Sr. (53). West (50) and RB Kenneth Dixon (56) combined for 106 rushing yards.

MIAMI DOLPHINS (Head Coach: Adam Gase)

OFFENSE		DEFENSE	
WR 10	K. Stills	DE 91	C. Wake
LT 76	B. Albert	DT 93	N. Suh
LG 67	L. Tunsil	DT 90	E. Mitchell
C 65	A. Steen	DE 50	A. Branch
RG 74	J. Bushrod	LB 47	K. Alonso
RT 70	J. James	LB 42	S. Paysinger
TE 80	D. Sims	CB 28	B. McCain
QB 17	R. Tannehill	CB 41	B. Maxwell
RB 23	J. Ajayi	CB 36	T. Lippett
WR 14	J. Landry	S 24	I. Abdul-Quddus
WR 11	D. Parker	S 30	B. Rambo

BALTIMORE RAVENS (Head Coach: John Harbaugh)

OFFENSE		DEFENSE	
WR 89	S. Smith Sr.	DT 99	T. Jernigan
LT 79	R. Stanley	NT 98	B. Williams
LG 73	M. Yanda	RUSH 57	T. Suggs
C 53	J. Zuttah	ILB 55	C. Mosley
RG 62	V. Ducasse	ILB 54	Z. Orr
RT 71	R. Wagner	SAM 58	E. Dumervil
TE 88	D. Pitta	DB 26	J. Powers
WR 17	M. Wallace	LCB 36	T. Young
WR 11	K. Aiken	SS 32	E. Weddle
RB 28	T. West	FS 21	L. Webb
QB 5	J. Flacco	RCB 22	J. Smith

GAME SUMMARY

	1	2	3	4	OT	TOTAL	FIELD GOALS (MADE) & MISSED	
MIAMI	0	0	0	6	-	6	A. Franks (46WL)	
BALTIMORE	14	10	0	14	-	38	J. Tucker (55)	

TEAM	QTR	TIME	PLAY DESCRIPTION (extra point)	DRIVE	SCORE
Ravens	1	10:57	T. West 3 yd. pass from J. Flacco (J. Tucker kick)	8-79, 4:03	0-7
Ravens	1	3:17	D. Pitta 13 yd. pass from J. Flacco (J. Tucker kick)	8-63, 3:37	0-14
Ravens	2	2:10	D. Pitta 9 yd. pass from J. Flacco (J. Tucker kick)	18-88, 8:57	0-21
Ravens	2	0:00	J. Tucker 55 yd. Field Goal	7-48, 0:59	0-24
Dolphins	4	14:42	D. Parker 8 yd. pass from R. Tannehill (pass failed)	1-8, 0:05	6-24
Ravens	4	12:49	B. Perriman 53 yd. pass from J. Flacco (J. Tucker kick)	4-75, 1:53	6-31
Ravens	4	5:55	T. West 9 yd. run (J. Tucker kick)	4-41, 1:26	6-38

OFFICIALS – Referee: Carl Cheffers (51), Umpire: Ruben Fowler (71), Head Linesman: Kent Payne (79), Line Judge: Tim Podraza (47), Side Judge: Scott Novak (1), Field Judge: Brad Freeman (88), Back Judge: Jim Quirk (63)

TEAM STATISTICS

	DOLPHINS	RAVENS
First Downs	16 (3-11-2)	28 (8-20-0)
Third Downs	4-13 (31%)	5-11 (45%)
Fourth Downs	0-0 (0%)	2-2 (100%)
Total Net Yards	277	496
Plays – Average	58-4.8	70-7.1
Net Yds Rushing	62	110
Rushes – Average	16-3.9	20-5.5
Net Yards Passing	215	386
Att. – Yds Lost – Gross Pass.	2-11-226	0-0-386
Passes Att. – Comp. – INT	40-29-3	50-37-1
Red Zone	1-2 (50%)	4-4 (100%)
Goal-to-Go	1-1 (100%)	2-2 (100%)
Punts – Average	6-37.0	3-31.0
Penalties – Yards	7-57	7-68
Fumbles – Lost	2-0	1-1
Time of Possession	30:46	29:14

INDIVIDUAL STATISTICS

DOLPHINS											RAVENS																						
RUSHING						ATT	YDS	AVG	LG	TD	RUSHING						ATT	YDS	AVG	LG	TD												
J. Ajayi	12	61	5.1	19	0	K. Dixon	6	56	9.3	17	0	K. Dixon	10	50	5.0	15	1	0	0														
K. Drake	1	1	1.0	1	0	T. West	10	50	5.0	15	1	C. Moore	1	7	7.0	7	0	0	0														
D. Williams	1	1	1.0	1	0	R. Mallett	3	-3	-1.0	-1	0	R. Mallett	3	-3	-1.0	-1	0	0	0														
R. Tannehill	1	0	0.0	0	0	Total	20	110	5.5	17	1	Total	20	110	5.5	17	1	1	1														
J. Landry	1	-1	-1.0	-1	0	PASSING						ATT	CMP	YDS	SK/YD	TD	LG	IN	RT	PASSING						ATT	CMP	YDS	SK/YD	TD	LG	IN	RT
Total	16	62	3.9	19	0	R. Tannehill	40	29	226	2/11	1	26	3	63.1	J. Flacco	47	36	381	0/0	4	53	1	119.2	R. Mallett	3	1	5	0/0	0	5	0	42.4	
Total	40	29	226	2/11	1	26	3	63.1	Total	50	37	386	0/0	4	53	1	114.3	Total	50	37	386	0/0	4	53	1	114.3							
RECEIVING						REC	YDS	AVG	LG	TD	RECEIVING						REC	YDS	AVG	LG	TD												
J. Landry	11	87	7.9	26	0	D. Pitta	9	90	10.0	25	2	D. Pitta	9	90	10.0	25	2	2															
J. Ajayi	6	26	4.3	13	0	M. Wallace	6	59	9.8	16	0	M. Wallace	6	59	9.8	16	0	0															
D. Sims	3	39	13.0	22	0	S. Smith Sr.	6	53	8.8	23	0	S. Smith Sr.	6	53	8.8	23	0	0															
D. Parker	3	34	11.3	17	1	K. Dixon	4	21	5.3	11	0	K. Dixon	4	21	5.3	11	0	0															
K. Stills	2	21	10.5	12	0	K. Aiken	3	41	13.7	18	0	K. Aiken	3	41	13.7	18	0	0															
D. Williams	2	8	4.0	6	0	T. West	3	18	6.0	10	1	T. West	3	18	6.0	10	1	1															
D. Jones	1	7	7.0	7	0	B. Perriman	2	59	29.5	53	1	B. Perriman	2	59	29.5	53	1	1															
K. Drake	1	4	4.0	4	0	N. Boyle	2	24	12.0	20	0	N. Boyle	2	24	12.0	20	0	0															
Total	29	226	7.8	26	1	D. Waller	1	15	15.0	15	0	D. Waller	1	15	15.0	15	0	0															
Total	29	226	7.8	26	1	K. Juszczyk	1	6	6.0	6	0	K. Juszczyk	1	6	6.0	6	0	0															
Total	29	226	7.8	26	1	Total	37	386	10.4	53	4	Total	37	386	10.4	53	4	4															
INTERCEPTIONS						NO	YDS	AVG	LG	TD	INTERCEPTIONS						NO	YDS	AVG	LG	TD												
B. Maxwell	1	2	2.0	2	0	E. Weddle	1	53	53.0	53	0	E. Weddle	1	53	53.0	53	0	0															
Total	1	2	2.0	2	0	L. Webb	1	0	0.0	0	0	L. Webb	1	0	0.0	0	0	0															
Total	1	2	2.0	2	0	J. Powers	1	0	0.0	0	0	J. Powers	1	0	0.0	0	0	0															
Total	1	2	2.0	2	0	Total	3	53	17.7	53	0	Total	3	53	17.7	53	0	0															
SACKS						SACKS						SACKS																					
None						None						M. Judon 1-9, B. Urban 1-2																					
TACKLES (TOP 3)						TACKLES (TOP 3)						TACKLES (TOP 3)																					
I. Abdul-Quddus 10 (7 solo), K. Alonso 7 (6 solo), S. Paysinger 7 (4 solo)						Z. Orr 13 (10 solo), J. Smith 6 (5 solo), J. Powers 5 (4 solo)						Z. Orr 13 (10 solo), J. Smith 6 (5 solo), J. Powers 5 (4 solo)																					



GAME 13: PATRIOTS 30, RAVENS 23

Baltimore (7-6) • New England (11-2)

Monday, December 12, 2016 • 8:30 PM ET • Gillette Stadium • Foxborough, MA
Weather: 31°, Clear, Wind SSW 3 mph • Attendance: 66,829 • Time: 3:20



The Ravens entered the New England game with the NFL's No. 1 defense, but the winningest quarterback in NFL history, Tom Brady, stunned the unit with 406 passing yards, leading his Patriots to a 30-23 victory at Gillette Stadium on Monday Night Football. Brady's longest throw, a 79-yard touchdown to WR Chris Hogan, extended the Pats' lead to 30-20 with 6:18 left in the game. The Patriots won their fourth-consecutive and eighth in their last nine games. The Pats' defense opened the scoring with a safety when RB Kenneth Dixon was tackled in the end zone after a punt was downed on the 1-yard line. Later in the first quarter, Patriots LB Shea McClellin blocked K Justin Tucker's field goal attempt, setting up a RB LeGarrette Blount one-yard touchdown plunge (9-0). A 6-yard Brady strike to WR Malcolm Mitchell gave the Patriots a 16-0, second-quarter lead that became 16-3 at the half after a 50-yard Tucker FG. Another Brady TD throw, this one for 19 yards to TE Martellus Bennett, gave NE a 23-3, third-quarter advantage. Two special teams' plays within 14 seconds of each other put the Ravens right back in the contest. The first came on a 53-yard P Sam Koch punt that was muffed by PR Cyrus Jones and recovered at the 3 by WR Chris Moore. Two plays later, QB Joe Flacco hit TE Darren Waller with a 3-yard TD. On the following kickoff, CB Shareece Wright recovered a WR Matthew Slater fumble at the NE 22-yard line. Flacco then found Dixon for an 8-yard TD to make the score 23-17 with 5:24 left in the third. A 38-yard Tucker FG got the Ravens within three, 23-20, with 6:35 remaining in the game. On the next series, Brady hit Hogan with the long TD throw. A 37-yard Tucker FG brought the Ravens within seven (30-23) with 2:03 on the clock, but the Patriots held the ball the remainder of the game. Brady completed 25 of 38, including 5 passes to Hogan for 129 yards. Flacco completed a career-high 37 passes on 52 attempts for 324 yards to 11 different receivers.

BALTIMORE RAVENS (Head Coach: John Harbaugh)

OFFENSE			DEFENSE		
WR	89	S. Smith Sr.	DT	99	T. Jernigan
LT	79	R. Stanley	NT	98	B. Williams
LG	73	M. Yanda	DE	93	L. Guy
C	53	J. Zuttah	RUSH	55	T. Suggs
RG	62	V. Ducasse	ILB	57	C. Mosley
RT	71	R. Wagner	ILB	54	Z. Orr
WR	17	M. Wallace	SAM	50	A. McClellan
WR	11	K. Aiken	LCB	36	T. Young
QB	5	J. Flacco	SS	32	E. Weddle
RB	28	T. West	FS	21	L. Webb
FB	44	K. Juszczyk	RCB	22	J. Smith

NEW ENGLAND PATRIOTS (Head Coach: Bill Belichick)

OFFENSE			DEFENSE		
WR	15	C. Hogan	DT	97	A. Branch
LT	77	N. Solder	DT	90	M. Brown
LG	62	J. Thuney	RE	98	T. Flowers
C	60	D. Andrews	LB	58	S. McClellin
RG	69	S. Mason	LB	54	D. Hightower
RT	61	M. Cannon	LB	50	R. Ninkovich
TE	88	M. Bennett	RCB	26	L. Ryan
TE	71	C. Fleming	LCB	21	M. Butler
QB	12	T. Brady	S	23	P. Chung
RB	46	J. Develin	S	32	D. McCourty
RB	29	L. Blount	DB	24	Cy. Jones

GAME SUMMARY

	1	2	3	4	OT	TOTAL	FIELD GOALS (MADE) & MISSED
BALTIMORE	0	3	14	6	-	23	J. Tucker 34B (50, 38, 37)
NEW ENGLAND	9	7	7	7	-	30	None

TEAM	QTR	TIME	PLAY DESCRIPTION (extra point)	DRIVE	SCORE
Patriots	1	10:47	K. Dixon tackled in end zone by M. Brown, P. Chung for a Safety		0-2
Patriots	1	1:04	L. Blount 1 yd. run (S. Gostkowski kick)	10-74, 4:47	0-9
Patriots	2	9:28	M. Mitchell 6 yd. pass from T. Brady (S. Gostkowski kick)	8-89, 3:27	0-16
Ravens	2	0:11	J. Tucker 50 yd. Field Goal	5-20, 0:49	3-16
Patriots	3	8:45	M. Bennett 19 yd. pass from T. Brady (S. Gostkowski kick)	7-65, 3:56	3-23
Ravens	3	6:50	D. Waller 3 yd. pass from J. Flacco (J. Tucker kick)	2-3, 0:07	10-23
Ravens	3	5:24	K. Dixon 8 yd. pass from J. Flacco (J. Tucker kick)	4-22, 1:19	17-23
Ravens	4	6:35	J. Tucker 38 yd. Field Goal	9-56, 6:20	20-23
Patriots	4	6:18	C. Hogan 79 yd. pass from T. Brady (S. Gostkowski kick)	1-79, 0:17	20-30
Ravens	4	2:03	J. Tucker 37 yd. Field Goal	10-61, 4:15	23-30

OFFICIALS – Referee: Ed Hochuli (85), Umpire: Clay Martin (19), Head Linesman: Greg Bradley (98), Line Judge: Rusty Baynes (59), Side Judge: Alex Kemp (55), Field Judge: Dale Shaw (104), Back Judge: Scott Helverson (93)

TEAM STATISTICS

	RAVENS	PATRIOTS
First Downs	17 (3-13-1)	20 (6-13-1)
Third Downs	6-16 (38%)	8-16 (50%)
Fourth Downs	0-0 (0%)	1-1 (100%)
Total Net Yards	348	496
Plays – Average	68-5.1	65-7.6
Net Yds Rushing	42	95
Rushes – Average	14-3.0	26-3.7
Net Yards Passing	306	401
Att. – Yds Lost – Gross Pass.	2-18-324	1-5-406
Passes Att. – Comp. – INT	52-37-1	38-25-1
Red Zone	2-4 (50%)	3-4 (75%)
Goal-to-Go	2-2 (100%)	2-3 (67%)
Punts – Average	6-48.2	6-49.0
Penalties – Yards	8-47	5-48
Fumbles – Lost	0-0	2-2
Time of Possession	30:46	29:14

INDIVIDUAL STATISTICS

RAVENS						PATRIOTS											
RUSHING	ATT	YDS	AVG	LG	TD	RUSHING	ATT	YDS	AVG	LG	TD						
K. Dixon	11	39	3.5	9	0	L. Blount	18	72	4.0	13	1						
T. West	2	2	1.0	1	0	D. Lewis	3	14	4.7	8	0						
J. Flacco	1	1	1.0	1	0	C. Hogan	2	7	3.5	6	0						
J. White	2	3	1.5	5	0												
T. Brady	1	-1	-1.0	-1	0												
Total	14	42	3.0	9	0	Total	26	95	3.7	13	1						
PASSING	ATT	CMP	YDS	SK/YD	TD	LG	IN	RT	PASSING	ATT	CMP	YDS	SK/YD	TD	LG	IN	RT
J. Flacco	52	37	324	2/18	2	47	1	92.1	T. Brady	38	25	406	1/5	3	79	1	116.8
Total	52	37	324	2/18	2	47	1	92.1	Total	38	25	406	1/5	3	79	1	116.8
RECEIVING	REC	YDS	AVG	LG	TD	RECEIVING	REC	YDS	AVG	LG	TD						
K. Dixon	8	42	5.3	15	1	J. Edelman	7	73	10.4	28	0						
M. Wallace	5	52	10.4	20	0	C. Hogan	5	129	25.8	79	1						
S. Smith	4	57	14.3	25	0	M. Bennett	4	70	17.5	27	1						
T. West	4	24	6.0	11	0	M. Mitchell	4	41	10.3	34	1						
D. Pitta	4	18	4.5	10	0	J. White	3	81	27.0	61	0						
B. Perriman	3	52	17.3	47	0	L. Blount	1	7	7.0	7	0						
K. Juszczyk	3	46	15.3	40	0	D. Lewis	1	5	5.0	5	0						
N. Boyle	3	15	5.0	7	0	J. Develin	0	0	0.0	0	0						
K. Aiken	1	10	10.0	10	0												
C. Moore	1	5	5.0	5	0												
D. Waller	1	3	3.0	3	1												
Total	37	324	8.8	47	2	Total	25	406	16.2	79	3						
INTERCEPTIONS	NO	YDS	AVG	LG	TD	INTERCEPTIONS	NO	YDS	AVG	LG	TD						
E. Weddle	1	14	14.0	14	0	D. McCourty	1	0	0.0	0	0						
Total	1	14	14.0	14	0	Total	1	0	0.0	0	0						
SACKS	SACKS																
E. Weddle 1-5	T. Flowers 1-10, R. Ninkovich 1-8																
TACKLES (TOP 3)	TACKLES (TOP 3)																
Z. Orr 10 (6 solo), E. Weddle 11 (6 solo)	P. Chung 9 (4 solo), S. McClellin 9 (3 solo), L. Ryan 7 (5 solo), D. Hightower 7 (1 solo)																
L. Webb 7 (5 solo)																	



GAME 14: RAVENS 27, EAGLES 26

Baltimore (8-6) · Philadelphia (5-9)

Sunday, December 18, 2016 · 1:03 PM ET · M&T Bank Stadium · Baltimore

Weather: 62°, Cloudy, Wind SSW 9 mph · Attendance: 71,223 · Time: 3:09



The Ravens stopped what would have been a game-winning 2-point conversion with :04 seconds left in the game to halt a furious Eagles' comeback. The two teams battled on a day filled with gusty winds and sporadic rain. The win kept Baltimore alive in the fight for the AFC North crown. The Ravens took a 27-17 lead with 11:06 remaining on a RB Kenneth Dixon 16-yard TD run. QB Joe Flacco hit WR Mike Wallace on a 54-yard throw to the Eagles' 11-yard line with 6:21 left in the fourth quarter. But on the next play, Philadelphia MLB Jordan Hicks intercepted Flacco and ran to the Philly 40. A K Caleb Sturgis 29-yard field goal made the score 27-20 with 2:22 remaining. After a Ravens' three-and-out, the Eagles began a 9-play, 59-yard drive that ended with a QB Carson Wentz 4-yard TD scamper. His 2-point-pass-play to WR Jordan Matthews to win the game was tipped by ILB C.J. Mosley and then knocked down by CB Jerraud Powers. Baltimore opened the game with 7-0 lead on a Flacco-to-WR Kamar Aiken 5-yard TD. The score was set up by ILB Zachary Orr's INT of Wentz at the Eagles' 36 on the first series of the contest. After an exchange of FGs (Sturgis' 45 yards and K Justin Tucker's 53-yarder), the score was 10-3 entering the second quarter. A 4-yard RB Ryan Mathews TD run and his 2-point conversion gave the Eagles an 11-10 lead. After another of exchange of Tucker (47) and Sturgis (34) FGs, Flacco's 34-yard TD strike to WR Steve Smith Sr. gave the Ravens a 20-14 halftime advantage. Sturgis started the final quarter with a 27-yarder to bring the Eagles within three (20-17). Philadelphia rushed for an impressive 169 yards against the Ravens' No. 1 rushing defense. Mathews provided 128 of those on 20 carries. Wentz finished the game with 22 completions in 42 attempts for just 170 yards. Flacco was 16-of-30 for 206 yards, and the Ravens rushed for a season-high 151 yards (6.3 avg.), with 77 of those coming from RB Terrance West, who also added 45 yards receiving (4 catches).

PHILADELPHIA EAGLES (Head Coach: Doug Pederson)

OFFENSE			DEFENSE		
WR	17	N. Agholor	DE	55	B. Graham
LT	71	J. Peters	DT	91	F. Cox
LG	61	S. Wisniewski	DT	96	B. Logan
C	62	J. Kelce	DE	98	C. Barwin
RG	79	B. Brooks	OLB	53	N. Bradham
RT	73	I. Seumalo	MLB	58	J. Hicks
TE	86	Z. Ertz	DB	26	J. Watkins
TE	47	T. Burton	CB	21	L. McKelvin
WR	81	J. Matthews	S	23	R. McLeod
RB	24	R. Mathews	S	27	M. Jenkins
QB	11	C. Wentz	CB	22	N. Carroll

BALTIMORE RAVENS (Head Coach: John Harbaugh)

OFFENSE			DEFENSE		
WR	89	S. Smith Sr.	DT	99	T. Jernigan
LT	79	R. Stanley	NT	98	B. Williams
LG	73	M. Yanda	DE	93	L. Guy
C	53	J. Zuttah	RUSH	55	T. Suggs
RG	62	V. Ducasse	ILB	57	C. Mosley
RT	71	R. Wagner	ILB	54	Z. Orr
TE	88	D. Pitta	SAM	50	A. McClellan
WR	17	M. Wallace	LCB	36	T. Young
WR	11	K. Aiken	SS	32	E. Weddle
RB	28	T. West	FS	21	L. Webb
QB	5	J. Flacco	RCB	24	S. Wright

GAME SUMMARY

	1	2	3	4	OT	TOTAL	FIELD GOALS (MADE) & MISSED
PHILADELPHIA	3	11	0	12	-	26	C. Sturgis (45, 34, 27, 29)
BALTIMORE	10	10	0	7	-	27	J. Tucker (53, 47)

TEAM	QTR	TIME	PLAY DESCRIPTION (extra point)	DRIVE	SCORE
Ravens	1	11:38	K. Aiken 5 yd. pass from J. Flacco (J. Tucker kick)	5-36, 1:54	0-7
Eagles	1	4:42	C. Sturgis 45 yd. Field Goal	6-16, 2:47	3-7
Ravens	1	1:55	J. Tucker 53 yd. Field Goal	7-53, 2:47	3-10
Eagles	2	14:38	R. Mathews 4 yd. run (R. Mathews run)	1-8, 0:06	11-10
Ravens	2	9:21	J. Tucker 47 yd. Field Goal	10-47, 5:17	11-13
Eagles	2	1:39	C. Sturgis 34 yd. Field Goal	17-59, 7:42	14-13
Ravens	2	0:09	S. Smith Sr. 34 yd. pass from J. Flacco (J. Tucker kick)	8-65, 1:30	14-20
Eagles	4	14:48	C. Sturgis 27 yd. Field Goal	13-79, 6:59	17-20
Ravens	4	11:06	K. Dixon 16 yd. run (J. Tucker kick)	8-69, 3:42	17-27
Eagles	4	2:22	C. Sturgis 29 yd. Field Goal	11-49, 3:50	20-27
Eagles	4	0:04	C. Wentz 4 yd. run (pass failed)	9-59, 1:35	26-27

OFFICIALS – Referee: Craig Wrolstad (4), **Umpire:** Barry Anderson (31), **Head Linesman:** Mark Hittner (28), **Line Judge:** Julian Mapp (10), **Side Judge:** Jeff Lamberth (21), **Field Judge:** Steve Zimmer (33), **Back Judge:** Lee Dyer (27)

TEAM STATISTICS

	EAGLES	RAVENS
First Downs	27 (13-10-4)	18 (4-12-2)
Third Downs	8-18 (44%)	4-11 (36%)
Fourth Downs	1-3 (33%)	0-0 (0%)
Total Net Yards	328	340
Plays – Average	81-4.0	57-6.0
Net Yds Rushing	169	151
Rushes – Average	38-4.4	24-6.3
Net Yards Passing	159	189
Att. – Yds Lost – Gross Pass.	1-11-170	3-17-206
Passes Att. – Comp. – INT	42-22-1	30-16-1
Red Zone	2-5 (40%)	2-3 (67%)
Goal-to-Go	2-3 (67%)	1-1 (100%)
Punts – Average	2-47.0	4-49.3
Penalties – Yards	3-30	7-62
Fumbles – Lost	3-0	2-1
Time of Possession	36:38	23:22

INDIVIDUAL STATISTICS

EAGLES											RAVENS										
RUSHING											RUSHING										
R. Mathews	20	128	6.4	19	1	T. West	13	77	5.9	41	0										
B. Marshall	9	22	2.4	12	0	M. Campanaro	1	39	39.0	39	0										
C. Wentz	4	8	2.0	5	1	K. Dixon	9	36	4.0	16	1										
K. Barner	3	6	2.0	2	0	J. Flacco	1	-1	-1.0	-1	0										
B. Treggs	1	4	4.0	4	0	Total	24	151	6.3	41	1										
N. Agholor	1	1	1.0	1	0	PASSING															
Total	38	169	4.4	19	2	J. Flacco	30	16	206	3/17	2	54	1	83.5							
PASSING											PASSING										
C. Wentz	42	22	170	1/11	0	24	1	52.7	Total	30	16	206	3/17	2	54	1	83.5				
Total	42	22	170	1/11	0	24	1	52.7	RECEIVING												
RECEIVING											RECEIVING										
Z. Ertz	6	80	13.3	24	0	T. West	4	45	11.3	17	0										
J. Matthews	6	27	4.5	8	0	K. Juszczyk	3	15	5.0	10	0										
K. Barner	2	25	12.5	15	0	M. Wallace	2	60	30.0	54	0										
B. Marshall	2	6	3.0	7	0	S. Smith	2	40	20.0	34	1										
T. Burton	2	2	1.0	1	0	K. Aiken	2	19	9.5	14	1										
D. Green-Beckham	1	11	11.0	11	0	D. Pitta	2	16	8.0	10	0										
N. Agholor	1	9	9.0	9	0	D. Waller	1	11	11.0	11	0										
B. Celek	1	5	5.0	5	0	Total	16	206	12.9	54	2										
R. Mathews	1	5	5.0	5	0	INTERCEPTIONS															
Total	22	170	7.7	24	0	Z. Orr	1	1	1.0	1	0										
INTERCEPTIONS											INTERCEPTIONS										
J. Hicks	1	34	34.0	34	0	Total	1	1	1.0	1	0										
Total	1	34	34.0	34	0	SACKS															
SACKS											SACKS										
N. Bradham 1-5, F. Cox 1-5, B. Graham .5-3.5, B. Allen .5-3.5	E. Dumervil 1-11																				
TACKLES (TOP 3)											TACKLES (TOP 3)										
N. Bradham 6 (4 solo), B. Graham 6 (3 solo), R. McLeod 5 (4 solo), J. Hicks 5 (3 solo)	C. Mosley 13 (8 solo), E. Weddle 9 (3 solo), Three tied at 6																				



GAME 15: STEELERS 31, RAVENS 27

Baltimore (8-7) • Pittsburgh (10-5)

Sunday, December 25, 2016 • 4:30 PM ET • Heinz Field • Pittsburgh

Weather: 41°, Partly Cloudy, Wind NE 9 mph • Attendance: 66,276 • Time: 3:04



The Ravens dropped a 31-27 thriller at Heinz Field and were knocked out of the playoffs in a game fitting of the NFL's best rivalry. Early in the fourth quarter, the Ravens enjoyed a 20-10 lead after K Justin Tucker made a 23-yard FG at the 14:18 mark. But, 3 TD drives in that final stanza, engineered by Pittsburgh QB Ben Roethlisberger – amounting to 240 yards – made the difference. (It was the Steelers' sixth-straight victory and ended a four-game losing streak to the Ravens.) The winning TD came on a Roethlisberger-to-WR Antonio Brown 4-yard strike that finished with Brown making a desperate reach above the goal line after being stopped at the 1. That play left 9 seconds on the game clock, and completed a 10-play, 75-yard drive in 1:09. Baltimore had taken a 27-24 lead with 1:18 left in the contest on a spectacular 10-yard TD run by FB Kyle Juszczyk, completing an impressive 14-play, 75-yard series. On its first possession of the game, Pittsburgh took a 7-0 lead after Roethlisberger found TE Xavier Grimble with a 20-yard TD dart. A 41-yard Tucker FG made the score 7-3 after one quarter. A 38-yard Tucker FG left the Ravens trailing by one, 7-6, at the half. A nifty QB Joe Flacco 18-yard throw to WR Steve Smith Sr., plus a Flacco-to-Smith 2-pointer, gave the Ravens an early third-quarter 14-7 lead. After a K Chris Boswell FG (36 yards), Tucker added 2 more FGs for the 20-10 lead. The Steelers closed the gap to 20-17 on the first of their three fourth-quarter TD drives when RB Le'Veon Bell ran 7 yards for a score. On their next possession, Bell scored again, this time on a 7-yard pass from Roethlisberger, to give the Steelers a 24-20 lead. Bell finished with 137 yards, including 122 rushing. Big Ben was 24-of-33 for 279 yards, including 10 for 96 to Brown, who had just 1 catch for 7 yards in the first half. Roethlisberger threw 2 interceptions (ILBs Zachary Orr and C.J. Mosley). Flacco was 30-of-44 for 262, with TE Dennis Pitta catching 8 for 75 yards and 7 to Smith Sr. for 79. RB Kenneth Dixon led the Ravens with 57 rushing yards.

BALTIMORE RAVENS (Head Coach: John Harbaugh)

OFFENSE		DEFENSE	
WR	89 S. Smith Sr.	DT	99 T. Jernigan
LT	79 R. Stanley	NT	98 B. Williams
LG	73 M. Yanda	RUSH	55 T. Suggs
C	53 J. Zuttah	ILB	57 C. Mosley
RG	62 V. Ducasse	ILB	54 Z. Orr
RT	71 R. Wagner	SAM	58 E. Dumervil
TE	88 D. Pitta	LCB	36 T. Young
WR	17 M. Wallace	SS	32 E. Weddle
QB	5 J. Flacco	FS	21 L. Webb
FB	44 K. Juszczyk	DB	26 J. Powers
RB	28 T. West	RCB	24 S. Wright

PITTSBURGH STEELERS (Head Coach: Mike Tomlin)

OFFENSE		DEFENSE	
WR	84 A. Brown	LDE	90 R. Mathews
LT	78 A. Villanueva	NT	79 J. Hargrave
LG	73 R. Foster	RDE	96 L. Walton
OC	53 M. Pouncey	LOLB	48 B. Dupree
RG	66 D. DeCastro	LILB	50 R. Shazier
RT	77 M. Gilbert	RILB	94 L. Timmons
TE	81 J. James	ROLB	92 J. Harrison
RB	26 L. Bell	LCB	25 A. Burns
QB	7 B. Roethlisberger	FS	23 M. Mitchell
WR	83 C. Hamilton	SS	28 S. Davis
WR	17 E. Rogers	RCB	31 R. Cockrell

GAME SUMMARY

	1	2	3	4	OT	TOTAL	FIELD GOALS (MADE) & MISSED
BALTIMORE	3	3	11	10	-	27	J. Tucker (41, 38, 46, 23)
PITTSBURGH	7	0	3	21	-	31	C. Boswell (36)

TEAM	QTR	TIME	PLAY DESCRIPTION (extra point)	DRIVE	SCORE
Steelers	1	7:12	X. Grimble 20 yd. pass from B. Roethlisberger (C. Boswell kick)	9-87, 5:17	0-7
Ravens	1	5:50	J. Tucker 41 yd. Field Goal	5-58, 1:22	3-7
Ravens	2	0:18	J. Tucker 38 yd. Field Goal	12-53, 3:23	6-7
Ravens	3	13:26	S. Smith Sr. 18 yd. pass from J. Flacco (J. Flacco-S. Smith Sr. pass)	3-20, 1:21	14-7
Steelers	3	9:35	C. Boswell 36 yd. Field Goal	8-65, 3:51	14-10
Ravens	3	1:28	J. Tucker 46 yd. Field Goal	12-47, 8:07	17-10
Ravens	4	14:18	J. Tucker 23 yd. Field Goal	4-7, 1:19	20-10
Steelers	4	11:41	L. Bell 7 yd. run (C. Boswell kick)	5-75, 2:37	20-17
Steelers	4	7:16	L. Bell 7 yd. pass from B. Roethlisberger (C. Boswell kick)	6-90, 2:49	20-24
Ravens	4	1:18	K. Juszczyk 10 yd. run (J. Tucker kick)	14-75, 5:58	27-24
Steelers	4	0:09	A. Brown 4 yd. pass from B. Roethlisberger (C. Boswell kick)	10-75, 1:09	27-31

OFFICIALS – Referee: John Parry (132), Umpire: Mark Pellis (131), Head Linesman: John McGrath (5), Line Judge: Jeff Seeman (45), Side Judge: Keith Washington (7), Field Judge: Jabir Walker (26), Back Judge: Perry Paganelli (46)

TEAM STATISTICS	RAVENS	STEELERS	INDIVIDUAL STATISTICS											
First Downs	22 (9-11-2)	23 (9-12-2)	RAVENS											
Third Downs	9-17 (53%)	3-7 (43%)	RUSHING	STEELERS										
Fourth Downs	0-1 (0%)	0-0 (0%)	ATT	YDS										
Total Net Yards	368	406	K. Dixon	12 57 4.8 17 0										
Plays – Average	72-5.1	55-7.4	T. West	10 27 2.7 7 0										
Net Yds Rushing	122	127	M. Campanaro	1 23 23.0 23 0										
Rushes – Average	26-4.7	22-5.8	K. Juszczyk	2 15 7.5 10 1										
Net Yards Passing	246	279	S. Koch	1 0 0.0 0 0										
Att. – Yds Lost – Gross Pass.	2-16-262	0-0-279	Total	26 122 4.7 23 1										
Passes Att. – Comp. – INT	44-30-1	33-24-2	PASSING	STEELERS										
Red Zone	2-5 (40%)	3-4 (75%)	ATT	CMP	YDS	SK/YD	TD	LG	IN	RT				
Goal-to-Go	0-0 (0%)	2-2 (100%)	J.Flacco	44	30	262	2/16	1	44	1	81.8			
Punts – Average	3-36.3	3-45.7	Total	44	30	262	2/16	1	44	1	81.8			
Penalties – Yards	7-95	4-45	RECEIVING	REC	YDS	AVG	LG	TD	RECEIVING	REC	YDS	AVG	LG	TD
Fumbles – Lost	2-0	0-0	D. Pitta	8	75	9.4	17	0	A. Brown	10	96	9.6	26	1
Time of Possession	34:37	25:23	S. Smith Sr.	7	79	11.3	44	1	E. Rogers	4	84	21.0	39	0
			M. Wallace	4	21	5.3	14	0	J. James	4	49	12.3	21	0
			B. Perriman	3	32	10.7	15	0	L. Bell	3	15	5.0	7	1
			T. West	3	28	9.3	16	0	X. Grimble	1	20	20.0	20	1
			K. Juszczyk	2	10	5.0	6	0	D. Ayers	1	9	9.0	9	0
			D. Waller	1	11	11.0	11	0	C. Hamilton	1	6	6.0	6	0
			N. Boyle	1	5	5.0	5	0						
			K. Dixon	1	1	1.0	1	0	Total	24	279	11.6	39	3
			Total	30	262	8.7	44	1	INTERCEPTIONS	NO	YDS	AVG	LG	TD
			INTERCEPTIONS	NO	YDS	AVG	LG	TD	C. Mosley	1	28	28.0	28	0
			C. Mosley	1	28	28.0	28	0	Z. Orr	1	14	14.0	14	0
			Z. Orr	1	14	14.0	14	0	Total	1	0	0.0	0	0
			Total	2	42	21.0	28	0	SACKS	SACKS				
			SACKS	None					L. Timmons 1-10, B. Dupree 1-6					
			TACKLES (TOP 3)	L. Webb 9 (6 solo), Z. Orr 8 (6 solo), C. Mosley 8 (6 solo)					TACKLES (TOP 3)					
								J. Harrison 11 (9 solo), L. Timmons 10 (8 solo), R. Shazier 10 (5 solo)						



GAME 16: BENGALS 27, RAVENS 10

Baltimore (8-8) - Cincinnati (6-9-1)

Sunday, January 1, 2017 • 1:02 PM ET • Paul Brown Stadium • Cincinnati
Weather: 40°, Cloudy, Wind NE 6 mph • Attendance: 54,944 • Time: 2:50



In the final game of the 2016 campaign, the Ravens had a chance to finish with a 9-7 record, but instead concluded the season with a 27-10 loss at the Bengals to produce an 8-8 mark. After Baltimore went three-and-out on the opening series, the Bengals jumped to a 7-0 lead when RB Rex Burkhead, starting for the injured Jeremy Hill and Giovanni Bernard, raced to the end zone on a 5-yard run. The Ravens brought the score to 7-3 on a 30-yard field goal by All-Pro K Justin Tucker, who connected on his 38th FG of the season. Cincinnati stormed back with another touchdown drive, with QB Andy Dalton connecting on a 1-yard pass to TE C.J. Uzomah, ending the first quarter with a 14-3 lead. Two K Randy Bullock field goals (23 and 24 yards) were the only scores of the second quarter, giving Cincinnati a 20-3 lead at halftime. The Bengals' second field goal was set up by an end zone interception by SS Shawn Williams. Ravens QB Joe Flacco had intended the pass for TE Dennis Pitta, but Williams made a touchdown-saving play. Baltimore cut the lead to 20-10 after a RB Kenneth Dixon 1-yard TD scamper midway through the fourth quarter. The Ravens' comeback fell short after a Flacco fourth-and-5 attempt fell incomplete, giving the ball back to Cincinnati with 4:44 remaining in the game. Burkhead sealed the Bengals' victory when he ran for his second touchdown of the day with 2:20 left in the contest. Burkhead's 119 rushing yards led the Bengals, while Pitta's season-high 11 catches for 91 yards brought his 2016 team-leading and single-season career-high receptions total to 86. The 86 catches are also a Ravens single-season high by a tight end. Ravens WR Steve Smith Sr. caught 3 passes for 34 yards in the final game of his illustrious NFL career.

BALTIMORE RAVENS (Head Coach: John Harbaugh)

OFFENSE			DEFENSE		
WR	89	S. Smith Sr.	DT	99	T. Jernigan
LT	79	R. Stanley	NT	98	B. Williams
LG	73	M. Yanda	RUSH	55	T. Suggs
C	53	J. Zuttah	ILB	57	C. Mosley
RG	62	V. Ducasse	ILB	48	P. Onwuasor
RT	74	J. Hurst	SAM	58	E. Dumervil
TE	88	D. Pitta	LCB	36	T. Young
WR	17	M. Wallace	DB	26	J. Powers
QB	5	J. Flacco	SS	32	E. Weddle
TE	84	D. Waller	FS	21	L. Webb
RB	28	T. West	RCB	24	S. Wright

CINCINNATI BENGALS (Head Coach: Marvin Lewis)

OFFENSE			DEFENSE		
WR	16	C. Core	LDE	96	C. Dunlap
LT	77	A. Whitworth	NT	94	D. Peko
LG	60	T. Johnson	DT	97	G. Atkins
C	61	R. Bodine	RDE	90	M. Johnson
RG	68	K. Zeitler	LB	56	K. Dansby
RT	74	J. Fisher	DB	26	J. Shaw
TE	87	C. Uzomah	LB	57	V. Rey
WR	83	T. Boyd	LCB	27	D. Kirkpatrick
WR	11	B. LaFell	RCB	24	A. Jones
QB	14	A. Dalton	SS	36	S. Williams
HB	33	R. Burkhead	FS	43	G. Iloka

GAME SUMMARY

	1	2	3	4	OT	TOTAL	FIELD GOALS (MADE) & MISSED
BALTIMORE	3	0	0	7	-	10	J. Tucker (30)
CINCINNATI	14	6	0	7	-	27	R. Bullock (23, 24)

TEAM	QTR	TIME	PLAY DESCRIPTION (extra point)	DRIVE	SCORE
Bengals	1	10:17	R. Burkhead 5 yd. run (R. Bullock kick)	8-59, 3:49	0-7
Ravens	1	3:12	J. Tucker 30 yd. Field Goal	13-63, 7:05	3-7
Bengals	1	0:00	C. Uzomah 1 yd. pass from A. Dalton (R. Bullock kick)	6-60, 3:12	3-14
Bengals	2	6:09	R. Bullock 23 yd. Field Goal	12-77, 4:57	3-17
Bengals	2	0:03	R. Bullock 24 yd. Field Goal	8-74, 2:25	3-20
Ravens	4	8:37	K. Dixon 1 yd. run (J. Tucker kick)	8-70, 3:12	10-20
Bengals	4	2:20	R. Burkhead 5 yd. run (R. Bullock kick)	6-25, 2:24	10-27

OFFICIALS – Referee: Peter Morelli (135), Umpire: Carl Paganelli (124), Head Linesman: Steve Stelljes (22), Line Judge: Carl Johnson (101), Side Judge: Boris Cheek (41), Field Judge: Doug Rosenbaum (67), Back Judge: Todd Prukop (30)

TEAM STATISTICS			RAVENS		BENGALS	
First Downs			22 (7-14-1)	25 (10-13-2)		
Third Downs			8-16 (50%)	1-8 (13%)		
Fourth Downs			1-3 (33%)	0-0 (0%)		
Total Net Yards			335	371		
Plays – Average			70-4.8	67-5.5		
Net Yds Rushing			72	153		
Rushes – Average			16-4.5	38-4.0		
Net Yards Passing			263	218		
Att. – Yds Lost – Gross Pass.			3-16-279	1-8-226		
Passes Att. – Comp. – INT			51-33-2	28-18-0		
Red Zone			1-4 (25%)	3-5 (60%)		
Goal-to-Go			1-2 (50%)	3-4 (75%)		
Punts – Average			4-43.8	5-49.4		
Penalties – Yards			4-41	2-20		
Fumbles – Lost			0-0	1-0		
Time of Possession			29:18	30:42		

INDIVIDUAL STATISTICS												
RAVENS						BENGALS						
RUSHING						RUSHING						
	ATT	YDS	AVG	LG	TD		ATT	YDS	AVG	LG	TD	
K. Dixon	10	44	4.4	12	1	R. Burkhead	27	119	4.4	17	2	
T. West	5	18	3.6	11	0	C. Peerman	6	15	2.5	4	0	
M. Campanaro	1	10	10.0	10	0	T. Boyd	1	15	15.0	15	0	
						A. Dalton	4	4	1.0	5	0	
Total	16	72	4.5	12	1	Total	38	153	4.0	17	2	
PASSING						PASSING						
	ATT	CMP	YDS	SK/YD	TD	LG	IN	RT				
J. Flacco	49	32	267	3/16	0	39	1	70.7	A. Dalton	28	18	226
R. Mallett	2	1	12	0/0	0	12	1	29.2				
Total	51	33	279	3/16	0	39	2	62.5	Total	28	18	226
RECEIVING						RECEIVING						
	REC	YDS	AVG	LG	TD		REC	YDS	AVG	LG	TD	
D. Pitta	11	91	8.3	16	0	B. LaFell	7	67	9.6	17	0	
B. Perriman	4	62	15.5	39	0	C. Core	4	82	20.5	31	0	
M. Wallace	4	33	8.3	11	0	C. Uzomah	3	13	4.3	7	1	
T. West	4	17	4.3	8	0	T. Boyd	2	39	19.5	26	0	
S. Smith Sr.	3	34	11.3	14	0	R. Burkhead	2	25	12.5	13	0	
K. Dixon	3	19	6.3	12	0							
K. Aiken	2	22	11.0	13	0							
K. Juszczyk	2	1	0.5	4	0							
Total	33	279	8.5	39	0	Total	18	226	12.6	31	1	
INTERCEPTIONS						INTERCEPTIONS						
	NO	YDS	AVG	LG	TD		NO	YDS	AVG	LG	TD	
None						S. Williams	1	0	0.0	0	0	
Total	0	0	0	0	0	K. Russell	1	0	0.0	0	0	
SACKS						SACKS						
E. Dumervil	1-8					W. Gilberry	1-12	C. Dunlap	1-1	G. Atkins	0.5-1.5	
						P. Sims	0.5-1.5					
TACKLES (TOP 3)						TACKLES (TOP 3)						
C. Mosley	12 (2 solo)	L. Webb	7 (4 solo)	M. Pierce	7 (3 solo)	K. Dansby	11 (6 solo)	G. Iloka	8 (4 solo)	S. Williams	7 (6 solo)	
						V. Rey	7 (4 solo)					

2016 NFL RANKINGS

	OFFENSE			DEFENSE		
	TOTAL	RUSH	PASS	TOTAL	RUSH	PASS
Arizona Cardinals	9	18	9	2	9	4
Atlanta Falcons	2	5	3	25	17	28
BALTIMORE RAVENS	17	28	12	7	5	9
Buffalo Bills	16	*1	30	19	29	6
Carolina Panthers	19	10	21T	21	6	29
Chicago Bears	15	17	14	15	27	7
Cincinnati Bengals	13	13	15	17	21	11
Cleveland Browns	30	19	28	31	31	21
Dallas Cowboys	5	2	23	14	*1	26
Denver Broncos	27	27	21T	4	28	*1
Detroit Lions	21	30	11	18	18	19
Green Bay Packers	8	20	7	22	8	31
Houston Texans	29	8	29	*1	12	2
Indianapolis Colts	10	23	5T	30	25	27
Jacksonville Jaguars	23	22	20	6	19	5
Kansas City Chiefs	20	15	19	24	26	18
Los Angeles Rams	32	31	31	9	16	10
Miami Dolphins	24	9	26	29	30	15
Minnesota Vikings	28	32	18	3	20	3
New England Patriots	4	7	4	8	3T	12
New Orleans Saints	*1	16	*1	27	14	32
New York Giants	25	29	17	10	3T	23
New York Jets	26	12	27	11	11	17
Oakland Raiders	6	6	13	26	23	24
Philadelphia Eagles	22	11	24	13	15	13
Pittsburgh Steelers	7	14	5T	12	13	16
San Diego Chargers	14	26	8	16	10	20
San Francisco 49ers	31	4	32	32	32	14
Seattle Seahawks	12	25	10	5	7	8
Tampa Bay Buccaneers	18	24	16	23	22	22
Tennessee Titans	11	3	25	20	2	30
Washington Redskins	3	21	2	28	24	25

*NFL leader



RAVENS TOP 2016 PLAYER RANKINGS

Player	Category	No.	AFC Rank	NFL Rank	Player	Category	No.	AFC Rank	NFL Rank
Zachary Orr	Total Tackles	130	5	10	Justin Tucker	Longest Field Goal	57	1	4t
Eric Weddle	Interceptions	4	6t	11t	Sam Koch	Punts Inside 20	37	2	3t
C.J. Mosley	Interceptions	4	6t	11t	Sam Koch	Total Punting Yards	3,665	5	8
Justin Tucker	Field Goals Made	38	1	1	Joe Flacco	Passing Yards	4,317	2	7
Justin Tucker	Leading Scorers (Ks)	141	1	2	Dennis Pitta	Receptions	86	7	14
Justin Tucker	Field Goal Percentage	97.4	1	1	Mike Wallace	50-Yard Receptions	5	1	1
Justin Tucker	Field Goals Made 50+ Yards	10	1	1	Mike Wallace	Longest Reception	95t	1	2

2016 NFL STANDINGS

AMERICAN FOOTBALL CONFERENCE

NORTH							EAST						
W	L	T	PCT.	PF	PA	W	L	T	PCT.	PF	PA		
z-Pittsburgh Steelers	11	5	0	.688	399	327	*-New England Patriots	14	2	0	.875	441	250
Baltimore Ravens	8	8	0	.500	343	321	y-Miami Dolphins	10	6	0	.625	363	380
Cincinnati Bengals	6	9	1	.406	325	315	Buffalo Bills	7	9	0	.438	399	378
Cleveland Browns	1	15	0	.063	264	452	New York Jets	5	11	0	.313	275	409



SOUTH							WEST						
W	L	T	PCT.	PF	PA	W	L	T	PCT.	PF	PA		
z-Houston Texans	9	7	0	.563	279	328	z-Kansas City Chiefs	12	4	0	.750	389	311
Tennessee Titans	9	7	0	.563	381	378	y-Oakland Raiders	12	4	0	.750	416	385
Indianapolis Colts	8	8	0	.500	411	392	Denver Broncos	9	7	0	.563	333	297
Jacksonville Jaguars	3	13	0	.188	318	400	San Diego Chargers	5	11	0	.313	410	423

NATIONAL FOOTBALL CONFERENCE

NORTH							EAST						
W	L	T	PCT.	PF	PA	W	L	T	PCT.	PF	PA		
z-Green Bay Packers	10	6	0	.625	432	388	*-Dallas Cowboys	13	3	0	.813	421	306
y-Detroit Lions	9	7	0	.563	346	358	y-New York Giants	11	5	0	.688	310	284
Minnesota Vikings	8	8	0	.500	327	307	Washington Redskins	8	7	1	.531	396	383
Chicago Bears	3	13	0	.188	279	399	Philadelphia Eagles	7	9	0	.438	367	331



SOUTH							WEST						
W	L	T	PCT.	PF	PA	W	L	T	PCT.	PF	PA		
z-Atlanta Falcons	11	5	0	.688	540	406	z-Seattle Seahawks	10	5	1	.656	354	292
Tampa Bay Buccaneers	9	7	0	.563	354	369	Arizona Cardinals	7	8	1	.469	418	362
New Orleans Saints	7	9	0	.438	469	454	Los Angeles Rams	4	12	0	.250	224	394
Carolina Panthers	6	10	0	.375	369	402	San Francisco 49ers	2	14	0	.125	309	480

z-Clinched division y-Wild Card

*-Clinched division & homefield advantage

2016 NFL POSTSEASON

AFC

Wild Card Playoff Games

Oakland (14) at Houston (27)
Miami (12) at Pittsburgh (30)

Divisional Playoff Games

Houston (16) at New England (34)
Pittsburgh (18) at Kansas City (16)

Championship Game

Pittsburgh (17) at New England (36)

NFC

Wild Card Playoff Games

Detroit (6) at Seattle (26)
New York Giants (13) at Green Bay (38)

Divisional Playoff Games

Seattle (20) at Atlanta (36)
Green Bay (34) at Dallas (31)

Championship Game

Green Bay (21) at Atlanta (44)



Super Bowl 51 at NRG Stadium • Houston, Texas

New England (AFC) 34, Atlanta (NFC) 28 (OT)

NFL Pro Bowl at Camping World Stadium • Orlando, Florida

AFC 20, NFC 13

Marshal Yanda





Steve Bisciotti



SUPER BOWL XLVII CHAMPIONS



An emotionally-charged and thrilling six weeks kicked off the Baltimore Ravens' 2012 campaign. Despite playing their first four games in an 18-day span, the Ravens produced a 5-1 record, marking the best start ever under John Harbaugh. Highlighted by a season-opening victory on Monday Night Football against division foe Cincinnati and an exhilarating, last-second

triumph over AFC rival New England, the Ravens immediately demonstrated the type of heart and resolve that would allow them to conquer anything in an NFL season.

Climbing to 9-2, Baltimore tied (2006) the best record to begin a season in franchise history. Following their bye week, the battle-tested Ravens won four-straight games – three of which occurred in hostile road clashes. Though a rash of injuries to key contributors left them shorthanded, the Ravens remained relentless and emerged victorious in hard-fought contests at Cleveland and Pittsburgh. Baltimore's grit was never more on display than in Week 12 at San Diego, when Ray Rice converted a fourth-and-29 catch – later voted "NFL Play of the Year" – to send the game into overtime and help capture the comeback win.

While able to secure the AFC North Title with a decisive victory over the New York Giants in Week 16, the Ravens closed out the regular season by dropping four of their last five games. This stretch included three-consecutive

defeats – two by three points – to begin December, all against emerging playoff contenders. Many outsiders perceived the run of losses to be Baltimore's late-season demise, but the Ravens felt otherwise. As each wintry week passed, the team's resilient chemistry never faded, nor did its genuine belief that the best was yet to come.

On NFL Wild Card weekend, before a sellout M&T Bank Stadium crowd that celebrated and saluted Ray Lewis in his final home game, Baltimore pummeled the Colts, 24-9, kick-starting an incredible playoff run. Holding Indy without a touchdown, the Ravens' defense was led by Lewis, who returned to action for the first time since tearing his triceps in Week 6.

"I think we're all appreciative, grateful for the opportunity to be here and to witness this historic moment in sports," head coach John Harbaugh said after the win. "And, it wasn't just about one guy [Lewis]. Nobody understands it more than the one guy we're talking about. It was about a team. It was about a city, a fan base, a great sport, about a great career."

Fresh off an emotional victory over Indianapolis, Baltimore traveled to No. 1 seed Denver for a Divisional Playoff bout. Riding an 11-game win streak, the heavily-favored Broncos had beaten the Ravens, 34-17, in Charm City four weeks prior.

But despite its underdog status, Baltimore approached the game with the brazen attitude of a champion. It was a boldness reinforced by strength gained while facing adversity throughout the season. It was also a resiliency the team had developed and a brotherhood that leaders such as Harbaugh, Lewis, Terrell Suggs, Joe Flacco and Rice had cultivated from Day One.



LB Ray Lewis emerges from the M&T Bank Stadium tunnel for the final home intro of his career prior to the Wild Card win over Indianapolis (1/6/13).



WR Jacoby Jones secures QB Joe Flacco's deep pass, connecting for a 70-yard TD to send the Divisional Playoff at Denver (1/12/13) into overtime.

SUPER BOWL XLVII CHAMPIONS



As part of 21 unanswered points by Baltimore, WR Anquan Boldin scores a fourth-quarter TD in the 28-13 AFC Championship victory at New England (1/20/13).

In what became the fourth-longest game (4:11) in NFL history, the Ravens outlasted the Broncos, 38-35, in double OT, producing an electrifying victory-turned instant classic.

Facing third-and-three with 31 seconds remaining in regulation, Flacco found Jacoby Jones, who had blazed past defenders down the right sideline, to manufacture an improbable 70-yard touchdown bomb. The crowd-silencing connection cut the deficit to 1, with Justin Tucker then quickly tying the game at 35 to force overtime. Near the end of the extra period, Corey Graham intercepted Peyton Manning, ultimately setting up a 47-yard game-winning field goal by Tucker in double OT and sealing the Ravens' 38-35 win.

"Thanks for bearing witness to one of the greatest football games you're ever going to see," stated Harbaugh after the victory, which sent Baltimore to the AFC Championship for a second-straight season and third time in five years. "That football game did the game of football proud."

Next up was an AFC Title bout with the No. 2 seed Patriots, who just 12 months prior had knocked out Baltimore in the exact same setting. Though the Ravens' hearts were battered following the 2011 playoff loss, the defeat served as an influential lesson and a unifying force. It was an outcome that simultaneously marked the bitter end of a poignant journey, but also some inspiration for a determined 2012 Ravens team.

All season long, as they grinded away for a chance to finish what they had started the year before, the Ravens got what they wanted. And this time, they didn't disappoint.

The Patriots, who owned the NFL's No. 1-ranked and highest-scoring offense, were shut out in the second half by a dominant Ravens' "D" that found ways to constantly frazzle Tom Brady and pummel his normally-potent attack. In defeating New England, 28-13, Baltimore clinched a berth in Super Bowl XLVII, seizing the franchise's second conference title.

"Congratulations to our players, to our coaches," Harbaugh said. "[Tonight] was about a football team playing really good football in one of the biggest moments that football has to offer, and that's what I am so proud of as a football coach."

On Feb. 3, 2013, the AFC Champion Ravens battled the NFC Champion 49ers in Super Bowl XLVII. It was the first time in NFL history that two brothers, John and Jim Harbaugh, faced each other as head coaches in a championship game.

"We've seen it all this year," Harbaugh stated before the game. "We've had injuries; we've had adversity; we've had exhilaration; we've had great moments. That's what a season is made of. The team that navigates all these things the best, in the end, will be the one true champion."

And in the end, no team navigated its voyage better than the 2012 Ravens. In what would become a timeless NFL masterpiece – one bursting with drama at every turn – Baltimore defeated San Francisco, 34-31, becoming the NFL's one true champion.

After taking an early 28-6 lead, the Ravens produced a valiant goal-line stand to clinch their second Super Bowl title. Overcoming a feverish 49ers' second-half comeback and a bizarre 34-minute power outage in the third quarter, Baltimore started fast and finished strong, all while entertaining millions of spectators around the globe.

Spurred by Flacco, who was named the game's MVP after completing 22 of 33 passes for 287 yards and three touchdowns, the Ravens capped a remarkable journey – one that will forever live in football lore.


"We've got a lot of resolve. That's why we won the game," stated Harbaugh, who with the victory set an NFL record for most playoff wins (nine) in a head coach's first five seasons. "It wasn't perfect, it wasn't pretty, but it was us."



John Harbaugh hoists the Lombardi Trophy following the Ravens' thrilling 34-31 victory over San Francisco in Super Bowl XLVII (2/3/13).



SUPER BOWL XXXV CHAMPIONS



The young and brash Baltimore Ravens began the 2000 NFL season talking playoffs and ending the year as World Champions, thanks to one of the most dominant defenses in pro football history.

The Ravens' Super Journey began with an ominous regular season schedule that included five road games in seven weeks. In the middle of it all was a five-game streak without a touchdown.

Thankfully, the drought never divided the team.

The race toward the Lombardi Trophy was not without its hurdles: Ray Lewis rebounded from a trying offseason; Trent Dilfer, now a Raven, returned to Tampa Bay for the Super Bowl; an emotional Jermaine Lewis dedicated a superb performance to the memory of his stillborn son. Still, the team rallied the season, and it made the hard-fought victory that much sweeter.

The journey was about the coming of age for talented young players like Jamal Lewis, Chris McAlister and Duane Starks. It also belonged to tough veterans like Rod Woodson, Ray Lewis, Rob Burnett, Shannon Sharpe, Matt Stover, Michael McCrary and Jonathan Ogden.

And the journey also belonged to the fans of Baltimore. The fans numbered in the thousands at the downtown sendoff at Harbor Place. Banners and promises hung in the air, and none would be broken.

While the hometown fans would celebrate with seven-straight days of purple pride, the team took off for Tampa for a week of preparation before the ultimate contest. On Sunday, Jan. 28, 2001, the Ravens kept their promise and defeated the New York Giants, 34-7.


Ray Lewis earned Super Bowl XXXV MVP honors, as well as Defensive Player of the Year. The Ravens tied a Super Bowl record with four INTs, and they were only the third team in NFL history to not commit a turnover in a Super Bowl. Most exciting new record? Perhaps three successive scores on three seesaw plays. The back-to-back kickoff returns for TDs were yet another new record.

Following the game, owner Art Modell lifted the Lombardi Trophy in the air and said: "To the people of Baltimore City, Baltimore County and the State of Maryland, this belongs to you. From the bottom of my heart, thank you."

When the Ravens flew home on that beautiful, blue-sky Monday after the Super Bowl, they heard about the parade scheduled in their honor for the next day. The icy downpour that Tuesday phased no one. Hundreds of thousands of fans ignored the rain and cold and waited for their heroes to ride by on Baltimore's crowded city streets.

Later, the entire organization was invited to the White House in June to meet President George W. Bush.

Francine Lubera and Kevin Byrne of the Ravens' public relations office chronicled the run to the Super Bowl in the book "Super Journey: Diary of the Ravens World Championship Season" (above left), published in July of 2001.



BALTIMORE FOOTBALL HISTORY

COLTS HISTORY

12/28/46 - Baltimore was awarded the bankrupt Miami Seahawks franchise of the All-America Football Conference. Re-named Colts via a fan contest.

12/8/49 - AAFC/NFL reached merger agreement. Colts entered the NFL for 1950 season.

12/19/50 - Colts finished 1-11 in their first NFL season with a 15-14 loss to the New York Yanks at Yankee Stadium. The Yanks later became the Baltimore Colts.

1/18/51 - Franchise withdrew from league and received \$50,000 for players by the NFL.

1951-52 - No Colts team existed.

12/3/52 - Commissioner Bert Bell challenged Baltimore to sell 15,000 tickets in six weeks to re-enter NFL. The ticket drive reached its quota in four weeks, three days.

10/1/53 - Carroll Rosenbloom headed an ownership group and Baltimore was awarded the Dallas Texans' franchise.

12/28/58 - Colts defeated NYG, 23-17, at Yankee Stadium for World Championship. That game sparked the emergence of the NFL as a televised sports giant.

12/27/59 - The Colts won their second-straight World Championship over Giants, in Baltimore, 31-16.

1/8/63 - Don Shula replaced Weeb Ewbank as head coach.

12/27/64 - Browns beat Colts, 27-0, in Cleveland for NFL title. Art Modell wins first title.

6/8/66 - NFL and AFL announced plans to merge in 1970. Colts, Browns and Steelers later joined AFC in NFL's realignment.

1/12/69 - Jets defeated Colts, 16-7, in Super Bowl III at Orange Bowl after Joe Namath guaranteed a New York victory.

3/3/70 - Don Shula resigned to become head coach of Miami Dolphins.

1/17/71 - Jim O'Brien kicked a 32-yard FG with five seconds left as Colts won Super Bowl V vs. Dallas, 16-13, in first AFC-NFC Super Bowl.

7/26/72 - Robert Irsay traded the L.A. Rams to Carroll Rosenbloom for the Colts.

1/15/75 - Ted Marchibroda named head coach.

4/26/83 - Colts selected John Elway with No. 1 pick in NFL draft, but traded him to Denver for T Chris Hinton, QB Mark Herrmann and Denver's top pick in 1984.

12/18/83 - In the last NFL regular season game in Memorial Stadium (until 1996), the Colts beat the Oilers, 20-10. TE Pat Beach scored the last TD on 12-yard pass from QB Mike Pagel.

3/28/84 - Colts franchise relocated to Indianapolis.

RAVENS HISTORY

1995

11/6 - Cleveland Browns announced intention to move to Baltimore for 1996 season.

1996

2/9 - NFL approved franchise move.

2/15 - Ted Marchibroda was named the Ravens' first head coach 21 years and one month to the day he was hired by the Baltimore Colts in 1975.

3/29 - Baltimore's NFL franchise was officially named "Ravens" after a *Baltimore Sun* telephone poll received a record number of calls supporting the name.

4/1 - The Ravens opened their first Owings Mills training facility with start of offseason program.

6/5 - The new Ravens' logo, colors and uniforms were unveiled in a fashion show at Harborplace in downtown Baltimore City.

6/14 - Ravens sold over 50,000 season tickets in 14 days.

9/1 - The Ravens' first-ever regular season game was played before 64,124 fans at Memorial Stadium, the largest crowd in Baltimore professional sports history. QB Vinny Testaverde scored the first TD on a 9-yard run to propel the Ravens to a 19-14 win over the Raiders.

12/22 - The Ravens concluded their inaugural season with a 4-12 record following a 24-21 loss to the Houston Oilers. The Ravens were 4-4 at home, and 0-8 on the road. The team sold out all 10 home games, including the two preseason games. Baltimore held a second-half lead in 10 of its 11 final games, but won only two. QB Vinny Testaverde was voted to the Pro Bowl after throwing for 4,177 yards and 33 TDs. WRs Michael Jackson and Derrick Alexander both eclipsed the 1,000-yard receiving mark and combined for 23 TDs.

1997

3/18 - The Ravens and Western Maryland College (now McDaniel College) entered into a five-year agreement to hold training camp at the Westminster, MD, campus.

12/14 - Baltimore defeated Tennessee, 21-19, in the final game at Memorial Stadium. Of the 16 regular season games played by the Ravens at Memorial Stadium, 13 were televised and all were sold out.

12/21 - Baltimore dropped a 16-14 game at Cincinnati to finish the season 6-9-1. T Jonathan Ogden was named consensus All-Pro and voted as a starter to the Pro Bowl. LB Ray Lewis led the NFL in tackles with 210 and was voted first alternate to the Pro Bowl, then selected as a "needs" player by coach Bill Cowher.

1998

2/14 - The Ravens traded for QB Jim Harbaugh (from Ind.), the first of several key offseason acquisitions, including RB Errict Rhett (2/17), FB Roosevelt Potts (2/24) and CB Rod Woodson (2/25).

RAVENS HISTORY

9/5 - The new NFL Stadium at Camden Yards (later named PSINet Stadium) was the backdrop for an opening gala that included fireworks, a Stevie Wonder/Baltimore Symphony Orchestra concert and a spectacular laser show.

9/6 - The Ravens opened their new NFL Stadium in downtown Baltimore before a host of dignitaries, a packed house and the Steelers. The Ravens lost, 20-13.

12/28 - After a 6-10 finish, the Ravens did not renew Ted Marchibroda's contract. Six Ravens represented the AFC in the Pro Bowl: LB Peter Boulware, WR/RS Jermaine Lewis, LB Ray Lewis, DE Michael McCrary, T Jonathan Ogden and S Bennie Thompson (special teamer).

1999

1/19 - Brian Billick became the second head coach in Ravens history when he accepted a six-year contract from owner Art Modell. Billick, the highly successful offensive coordinator for Minnesota, directed a Vikings' attack that set a variety of NFL and team records, including the league's single-season scoring mark of 556 points in 1998.

1/26 - PSINet Inc., the first and largest independent commercial Internet provider, announced a 20-year partnership to develop a global network for the Ravens. With the agreement, the new facility was named PSINet Stadium.

1/30 - Ravens executive vice president of player personnel Ozzie Newsome was selected for induction into the Pro Football Hall of Fame, along with Lawrence Taylor, Eric Dickerson, Tom Mack and Billy Shaw. Newsome was the NFL's all-time leading tight end in pass receptions until Shannon Sharpe eclipsed the record in 2001.

9/12 - Brian Billick's debut as head coach was spoiled in the season opener, as St. Louis defeated the Ravens, 27-10, in the TransWorld Dome. QB Kurt Warner had his first NFL start.

12/26 - The Ravens recorded their first-ever shutout, a 22-0 win over Cincinnati. The victory completed a perfect December and gave the Ravens a franchise-high eight victories. Five players (LB Peter Boulware, LB Ray Lewis, DE Michael McCrary, T Jonathan Ogden and S Rod Woodson) were named to the Pro Bowl. The Ravens' defense finished second in the NFL, and in the team's 6-3 finish, Baltimore outscored opponents, 324-277.

2000

2/22 - The Ravens signed seven-time Pro Bowl TE Shannon Sharpe, an unrestricted free agent who had starred for 10 years with the Denver Broncos. Sharpe caught 552 passes for 6,983 yards and 44 TDs for Denver.

3/27 - NFL owners approved the sale of 49% of the Ravens to Anne Arundel County (MD) business executive Steve Bisciotti. In it, Bisciotti had an option to purchase the remaining 51% for \$325 million in 2004.

SEPT. - The Ravens opened the 2000 season with a 16-0 win at Pittsburgh in their last visit to Three Rivers Stadium on 9/3. They won three of their first four games, including a dramatic

39-36 win over Jacksonville (their first win over the Jaguars) and a 37-0 shutout over Cincinnati.

OCT. - Baltimore finished October at 2-3, and did not score a TD during the month. Trent Dilfer replaced Tony Banks at QB on 10/29 vs Pittsburgh.

NOV./DEC. - Baltimore won its final seven regular season games by a combined score of 193-63. On 11/26, Earnest Byner was the first inductee to the Ravens' Ring of Honor (Ravens won 44-7 vs. Cleveland). On 12/10, Art Modell was honored in pre-game ceremonies for his 40 years of ownership. That day, the Ravens earned their first playoff berth, defeating San Diego, 24-3.


12/24 - The Ravens' defense set a 16-game record by allowing only 165 total points. Baltimore also set an NFL record by allowing only 970 yards rushing. The Ravens finished 12-4 after beating the New York Jets, 34-20, on Christmas Eve. Rookie RB Jamal Lewis rushed for a team-record 1,364 yards in 2000.

12/31 - The Ravens defeated the Denver Broncos, 21-3, in an AFC Wild Card Playoff Game at PSINet Stadium, the first home playoff game in Baltimore since 1977. Jamal Lewis rushed for 110 yards on 30 carries and scored twice, while the defense allowed Denver's rushing attack only 42 yards on the ground.

2001

1/2 - LB Ray Lewis won NFL Defensive Player of the Year honors from *The Associated Press*.

1/7 - The Ravens scored 14 fourth quarter points to defeat Tennessee, 24-10, at Adelphia Coliseum to advance to the AFC Championship. The go-ahead TD was a 90-yard return by Anthony Mitchell off a blocked FG; then Ray Lewis scored on a 50-yard INT return to seal the win.



LB Ray Lewis was named the 2000 NFL Defensive Player of the Year and Super Bowl XXXV MVP after the Ravens' win (34-7) over the New York Giants.

RAVENS HISTORY

1/14 - The Ravens traveled to Oakland and defeated the Raiders, 16-3, in the AFC Championship game to advance to Super Bowl XXXV. TE Shannon Sharpe scored on an NFL postseason-record 96-yard pass from Trent Dilfer. The Ravens limited the Raiders to 24 rushing yards.

1/28 - The Ravens defeated the New York Giants, 34-7, to capture their first World Championship in Super Bowl XXXV, played at Raymond James Stadium in Tampa, FL. Ray Lewis was named Super Bowl MVP and only Ron Dixon's 97-yard KOR for a TD averted a shutout against the Giants. A Super Bowl record was set when three TDs were scored in a span of 36 seconds, including Duane Starks' 49-yard INT return and Jermaine Lewis' 84-yard KOR.

1/30 - Over 200,000 people turned out on a cold, rainy day to attend the Baltimore Ravens' victory parade.

JULY/AUG. - The Ravens opened training camp as defending World Champions with the entire nation watching, as HBO's *Hard Knocks: Training Camp with the Baltimore Ravens* debuted with the Ravens as the featured team.

9/9 - The Ravens won their 12th-consecutive game and second-consecutive opener with a 17-6 win over the Chicago Bears at PSINet Stadium. On 9/11, the World Trade Center collapsed and the Pentagon was hit, following terrorist attacks.

10/21 - Matt Stover broke the NFL record for most consecutive games with a FG, snapping Fred Cox's old mark of 31, when he booted two three-pointers in a 24-14 loss to the Browns at Cleveland Browns Stadium. Stover's streak ended at 38 games with a missed FGA on 12/16 vs. Pittsburgh.

11/18 - TE Shannon Sharpe became the NFL's all-time leading pass-catching TE (surpassing Ravens executive VP and GM Ozzie Newsome's mark of 662), when Sharpe caught a 29-yard pass on the fifth play of the game vs. the Cleveland Browns. He finished the 2001 season with 692 career receptions for 8,604 yards, both then-all-time NFL highs for a TE.

12/2 - S Rod Woodson set an NFL record by returning a Peyton Manning INT 47 yards for a TD, his 10th career TD on an INT return, in a 39-27 win over Indy. Woodson's TD snapped a tie with Ken Houston (nine career INT-TDs).

12/23 - RB Corey Dillon of the Bengals rushed for 127 yards, snapping the Ravens' streak of 50 games (including playoffs) of not allowing a 100-yard rusher, the longest streak since the 1989-1992 Eagles had a 53-game streak. The Ravens scored their third consecutive home shutout over the Bengals (16-0), the first time in 24 years (1975-77, Oakland over San Diego) that a team had three straight home shutouts over the same opponent.

2002

1/2 - Six Ravens from the 2001 season were selected to play in the Pro Bowl, tying the team mark set in 1998. Selected were LB Ray Lewis, T Jonathan Ogden, DT Sam Adams, RS Jermaine Lewis, TE Shannon Sharpe and S Rod Woodson.

1/7 - The Ravens played a postponed regular season game

against Minnesota at Ravens Stadium and defeated the Vikings, 19-3, allowing Baltimore to advance to the playoffs. The game had been scheduled for Monday, 9/17, but was re-scheduled because of the 9/11 terrorist attacks on the United States. The victory gave the Ravens a 10-6 record and clinched a Wild Card spot as the AFC's fifth seed. LB Peter Boulware set a team record with four sacks vs. the Vikings to finish as the AFC's leading sacker with 15.

1/13 - The Baltimore Ravens traveled to Miami and defeated the Dolphins, 20-3, in an AFC Wild Card Playoff game. Baltimore set a playoff team record with 226 rushing yards on 50 carries. The Ravens became the first team in NFL history to win its first five playoff games. Only Joe Gibbs, who won his first six playoff games, surpassed Brian Billick's mark of five (tied with Tom Flores).

1/20 - After five-consecutive playoff wins (including the Super Bowl run in 2000), the Ravens were stopped at Heinz Field with a 27-10 loss to the Pittsburgh Steelers in the AFC Divisional Playoff game. The Steelers jumped to a 20-0 first-half lead and stifled Baltimore's offense. Baltimore's only TD came when RS Jermaine Lewis set a-then NFL playoff record with an 88-yard punt return for a score in the third quarter.

5/15 - The Ravens and McDaniel College (formerly Western Maryland College) announced a three-year contract extension to keep Ravens training camp in Westminster, MD, through the 2004 season.

9/8 - With the youngest team in NFL history (19 first-year players), the Ravens dropped their first two games at Carolina (10-7) and at home (9/15) vs. the Buccaneers (25-0). A moving tribute was paid to Hall of Fame QB Johnny Unitas prior to the game, and QB Chris Redman, a close friend and admirer, wore black hightops in honor of his hero. Johnny Unitas passed away on 9/11.

9/30 - CB Chris McAlister ran into the NFL record books against Denver. With one second remaining in the first half, Broncos K Jason Elam's FGA was short. McAlister caught it in the end zone and returned it 107 yards for a TD – the then-longest play of any kind in league history. The previous record was 106 yards (3 KORs), last accomplished by Roy Green in 1979. Baltimore won 34-23. S Ed Reed blocked the first punt in Ravens history, leading to the Ravens' second TD of the second quarter against the Broncos.

10/20 - QB Johnny Unitas and seven of his Hall of Fame Colts teammates were enshrined into the Ring of Honor at Ravens Stadium in front of a sellout crowd of 69,173 fans. Enshrined with Unitas were: WR Raymond Berry, RB Lenny Moore, DT Art Donovan, DE Gino Marchetti, TE John Mackey, OT Jim Parker and LB Ted Hendricks. A bronze statue of Unitas' likeness was sculpted by local Baltimore artist Frederick Kail and dedicated at Gate A, newly-named Unitas Plaza. In a joint effort, the Baltimore Ravens, Art Modell, the Steve Bisciotti family, and others commissioned the project.

12/29 - The Ravens lost their final game of the season at Pittsburgh (34-31) in a heart-breaking nailbiter. Hopes of

RAVENS HISTORY

a playoff berth ended, as the Ravens finished with a 7-9 record. Three Ravens players traveled to Hawaii for the Pro Bowl: T Jonathan Ogden, LB Peter Boulware and first-timer TE Todd Heap.

2003

JAN./FEB. - Ozzie Newsome was named the NFL's first minority general manager. The executive VP and GM promoted three members of his staff: Phil Savage, player personnel director; George Kokinis, pro personnel director; and Eric DeCosta, college scouting director. Former Bears Hall of Fame LB Mike Singletary launched his coaching career when he was hired by the Ravens as the team's LBs coach. Art Modell entered his 43rd (and final) year in the NFL as a franchise owner.

5/6 - Ravens Stadium was re-named M&T Bank Stadium in a press conference held at the stadium. The 15-year, \$75 million agreement included naming rights, as well as, jointly administered community-based programs. The then-147-year-old M&T Bank was headquartered in Buffalo, NY.

9/2 - The average age of the Ravens was only 25.8 years at roster cutdown. Baltimore had 11 first- and second-year players on the roster; seven rookies and 11 second-year veterans. The average years of experience was just four. The Ravens were the third-youngest team in the NFL (Cleveland, 24.8 and Chicago, 25.3).

9/14 - Baltimore rolled over the Cleveland Browns, 33-13, at M&T Bank Stadium. In that home opener, RB Jamal Lewis broke a then-NFL record with 295 yards rushing on 30 carries and 2 TDs. In the game at Cleveland (12/21), Lewis rushed for 205 yards, setting the NFL mark for rushing yards in a season versus the same team – 500 yards.

12/18 - A team-record eight players were voted to the Pro Bowl (most in NFL, tied with the Chiefs): LB Ray Lewis, S Ed Reed, LB Peter Boulware, T Jonathan Ogden, TE Todd Heap, RB Jamal Lewis, CB Chris McAlister and LB/Special Teamer Adalious Thomas.

12/28 - Art Modell was inducted into the Ring of Honor at M&T Bank Stadium in the final game of the season, a 13-10 OT win over Pittsburgh. Baltimore finished 10-6, winning its first-ever AFC North Division title.

12/31 - RB Jamal Lewis and LB Ray Lewis were named *The Associated Press* NFL Offensive and Defensive Players of the Year, respectively, while LB Terrell Suggs was named AP NFL Defensive Rookie of the Year.

2004

1/3 - The Ravens lost, 20-17, to the Titans in the AFC Wild Card game at M&T Bank Stadium on Gary Anderson's game-winning kick (46-yard FG), with 29 seconds remaining.

2/4 - Jim Fassel, former head coach of the NY Giants, was named senior consultant/offense for the Baltimore Ravens. It marked the first time two Super Bowl head coaches (Brian Billick the other) were on the same staff.

4/9 - The NFL approved Ravens new owner Steve Bisciotti's purchase of the club.



The NFL approved new owner Steve Bisciotti's purchase of the Baltimore Ravens in April 2004.

4/13 - The Ravens and McDaniel College extended their partnership six years to keep training camp in Westminster through 2010. The deal included installation of Sportexe Momentum Turf on the college's main athletic field with both parties sharing costs.

10/4 - Former Ravens Pro Bowl DE Michael McCrary, who retired in 2002, was inducted into the Smyth Jewelers Ring of Honor at halftime of the Ravens' Monday Night ABC contest vs. KC. The Chiefs won, 27-24.

10/15 - Ravens moved into their new 200,000-sq.ft. training facility in Owings Mills, MD during the bye week. The new state-of-the-art headquarters became home to over 200 Ravens employees.

12/22 - Five Ravens were named to the Pro Bowl: T Jonathan Ogden (eighth), LB Ray Lewis (seventh), S Ed Reed (second), CB Chris McAlister (second) and LB Terrell Suggs (first).

2005

1/2 - Finishing the 2004 season with a 9-7 record, the Ravens fell one game short of the playoffs. Baltimore produced a 6-2 mark at M&T Bank Stadium and a 3-5 record on the road. Injuries caused regular starters to miss 53 games, including the entire season for Pro Bowl LB Peter Boulware. Other Pro Bowlers who missed considerable time included: TE Todd Heap (10), RB Jamal Lewis (four), LT Jonathan Ogden (four), and CB Deion Sanders (seven). C Mike Flynn missed the first seven games.

1/7 - S Ed Reed was named the 2004 NFL Defensive Player of the Year by the *Associated Press*, becoming the second Raven in as many years to win the award. LB Ray Lewis won the award twice (2000, 2003).

1/12 - Jim Fassel and Rex Ryan (1/20) were promoted to offensive and defensive coordinators, respectively. Clarence

RAVENS HISTORY

Brooks (formerly with Miami) replaced Rex Ryan as D-line coach. Chris Foerster (former Miami offensive coordinator) was named offensive line/assistant head coach. Rick Neuheisel was named QBs coach. Fassel's son, John, was hired as an offensive assistant.

2006

1/1 - Baltimore finished 2005 with a disappointing 6-10 record, going 6-2 at home and netting zero wins on the road. The 67 games lost to injured starters were third most in the NFL, with 10 games to Ray Lewis (thigh), six to Ed Reed (ankle) and seven to Kyle Boller (toe). Season highlights included two national games, a 48-3 win over Green Bay (12/19) and a 30-23 win against Minnesota (12/25) on Christmas night that knocked the Vikings out of the playoffs. One of the victories was a 16-13 OT win over the eventual Super Bowl Champion Steelers. T Jonathan Ogden was selected to his ninth-straight Pro Bowl appearance.

6/8 - Three-time Pro Bowler and 2003 co-MVP QB Steve McNair joined the Ravens in a trade with Tennessee in exchange for a 2007 Baltimore draft pick. McNair would go on to start at QB for the Ravens in 2006, and he became just the third player in NFL history to throw for 30,000 career passing yards and 3,500 rushing yards. He joined Hall of Famers Fran Tarkenton and Steve Young in that group.

9/10 - Baltimore shut out Tampa Bay (27-0) in the opener at Raymond James Stadium and posted a second shutout vs. Pittsburgh (also 27-0) on Nov. 26.

10/16 - Head coach Brian Billick took over coordinating the offense after the Ravens lost two in a row, falling to 4-2. Baltimore won five-straight games and four out of the last five contests on the season.

11/5 - Former LB Peter Boulware, who retired in 2006, was inducted into the Smyth Jewelers Ring of Honor at M&T Bank Stadium in an emotional halftime ceremony. In addition to family and former teammates, he was joined by Steve Bisciotti and Art Modell. Peter's younger brother Michael, a Seahawks' safety, spoke in personal terms to his brother in a pre-recorded message that was shown on the RavensVision video boards. Boulware, genuinely moved, spoke to the crowd of 69,143 Ravens fans. Baltimore defeated Cincinnati, 26-20, and carried a 6-2 record into the second half of the season.

12/22 - Three Ravens were named as starters in the Pro Bowl: T Jonathan Ogden, LB Adalius Thomas and S Ed Reed. CB Chris McAlister and LB Terrell Suggs received Pro Bowl nods as reserves. LB Ray Lewis and QB Steve McNair were named as backups, but were replaced [because of injuries] with LB Bart Scott and the Titans' QB Vince Young, respectively.

12/24 - For the first time in Ravens history, Baltimore swept AFC North rival Pittsburgh at Heinz Field, 31-7, after posting an earlier shutout on Nov. 26, 27-0, at M&T Bank Stadium. The Ravens' "D" dominated Pittsburgh in both games, sacking QB Ben Roethlisberger 14 times and intercepting him four.



In 2006, Baltimore swept the Steelers, 27-0 (M&T Bank Stadium) and 31-7 at Heinz Field, for a 58-7 point differential. LB Bart Scott posted 1.5 sacks of QB Ben Roethlisberger.

12/31 - The Ravens finished 13-3, earning the AFC North Division title and a bye week prior to the AFC Divisional Playoffs. The Ravens' No. 1-ranked defense was elite: first in points allowed (201, including just 64 [9.1 per game] in the final seven games – 26 teams allowed 300 or more points for the season); first in total defense (264.1 ypg); first in red zone (33.3% TDs allowed); fewest third downs converted (28.8%) and fewest first downs permitted (236); first in turnover margin (+17) and second in takeaways (40 to Chicago's 44); first in INTs (28, including five for TDs); and second in sacks (60 to San Diego's 61). The offense led the NFL in time of possession (32:49) and sack ratio (+43); the 17 sacks allowed was a franchise record and second in the NFL to Indy's 15.

2007

1/13 - In a Divisional Playoff game that provided great angst for Baltimore's loyal fans, the Ravens were on the wrong side of a 15-6 decision vs. Indianapolis. Not a single TD was scored in this kicking contest between Baltimore's Matt Stover and the Colts' Adam Vinatieri.

1/17 - Head coach Brian Billick signed a new four-year contract with the Ravens. Defensive coordinator Rex Ryan signed a new two-year deal with the team.

12/18 - T Jonathan Ogden was named to his 11th-straight Pro Bowl, along with LB Ray Lewis (ninth), S Ed Reed (fourth) and RB Willis McGahee (first).

12/31 - Prompted by a dismal 5-11 season in 2007, Ravens owner Steve Bisciotti, president Dick Cass and GM Ozzie Newsome held a press conference announcing the decision to relieve head coach Brian Billick and his staff of their coaching duties. Despite an injury report that would have paralyzed most teams, the Ravens never quit. In 2007, the number of games missed by starters was 77, up from just 24 in 2006. By the final gun, the Ravens had started three different QBs, including rookie Troy Smith. Baltimore had 12

RAVENS HISTORY

rookies and one first-year player on the roster, which (13) was the third-most in the NFL to close the year. Baltimore started six different rookies, tying four teams for second most in the NFL. Smith posted only one win versus the AFC North, a 27-21 nailbiter vs. Pittsburgh on 12/30.

2008

1/19 - Steve Bisciotti hired his first head coach – and just the third in Ravens history – John Harbaugh – former special teams/defensive backs coach for the Philadelphia Eagles under Andy Reid. Harbaugh's special teams ranked in the Top 10 of special teams rankings every year from 2000-06, including two first-place finishes. From 2000-06, no team had a higher overall ranking (attribution: *The Dallas Morning News*). Harbaugh was originally hired by Ray Rhodes in 1997 and was then retained by Reid.



John Harbaugh became the third head coach in franchise history in 2008.

1/23 - Cam Cameron, head coach of the Dolphins in 2007, was hired to be the Ravens' new offensive coordinator by head coach John Harbaugh.

1/28 - Rex Ryan was retained as the team's defensive coordinator and also named the Ravens' assistant head coach by John Harbaugh.

4/17 - QB Steve McNair retired from football after a 13-year NFL career.

6/12 - T Jonathan Ogden retired after a 12-year NFL career.

9/7 - John Harbaugh won his first game as an NFL head coach with a 17-10 victory over Cincinnati in Week 1 at M&T Bank Stadium. A pair of rookie players started the game on offense: QB Joe Flacco and RB Ray Rice.

9/14 - The Ravens' bye week was unexpectedly moved to Week 2 after Hurricane Ike ravaged Texas' Gulf Coast area and forced the postponement of Baltimore's game at Houston until Week 10. Due to this schedule change, Baltimore would play 18-consecutive games, including three in the playoffs, before the season concluded.

10/26 - Longtime Ravens T Jonathan Ogden was inducted into the Ravens' Symth Jewelers Ring of Honor during a win over Oakland just four months after his retirement from football.

12/20 - In the last NFL game to ever be played at the Cowboys'

historic Texas Stadium, the Ravens defeated Dallas, 33-24, with FB Le'Ron McClain recording the longest run in Texas Stadium history with a career-long 82-yard TD scamper.

12/28 - With a Wild Card playoff spot on the line, Baltimore closed out the regular season with a 9-2 record to earn a No. 6 seed in the postseason. The Ravens beat Jacksonville in the season finale, 27-7, to earn their fifth-ever postseason appearance. After starting the year 2-3, the Ravens rallied to end the regular season with an 11-5 record to earn second place in the AFC North and a Wild Card Playoff berth. The 11 regular season wins set an NFL record for the most by a rookie QB (Joe Flacco) and a first-year head coach (John Harbaugh) tandem. Including the playoffs, Harbaugh and Flacco ended 2008 with 13 wins, a new NFL rookie standard.

2009

1/4 - In the 27-9 Wild Card win at Miami, the Ravens' 4 INTs off Dolphins QB Chad Pennington (who threw only 7 during the regular season) tied for the most in team playoff history. S Ed Reed stole two from Pennington, returning the first pick 64 yards for a TD.

1/10 - The Ravens defeated the top-seeded Tennessee Titans at LP Field, 13-10, getting Joe Flacco his second playoff win – the most for a rookie QB in NFL history. A last-minute, 43-yard field goal by K Matt Stover gave Baltimore the win.

1/18 - In the AFC Championship, Baltimore suffered a narrow 23-14 loss to the Pittsburgh Steelers at Heinz Field in a hard-hitting defensive battle, ending the Ravens' playoff run. John Harbaugh solidified himself as one of 12 first-year head coaches in the Super Bowl era to lead his team to the conference championship game.

The Ravens finished the season No. 2 in the NFL with 19 players on IR, the most in team history. According to Rick Gosselin of *The Dallas Morning News*, Baltimore lost 64 games by starters.

Baltimore's defense concluded the 2008 season ranked No. 2 in the NFL. In addition to not allowing a 100-yard rusher for the second-straight season (an NFL-best 35 games dating back to 2006), it set three team records: opponent QB rating (60.6), rushing TDs allowed (4) and rushing first downs allowed (58). A league-high 9 INTs by S Ed Reed contributed to the team's NFL top-ranked status for INTs with 26.

1/21 - Rex Ryan, Baltimore's defensive coordinator from 2005-08 and a member of the coaching staff since 1999, was hired by the New York Jets as their head coach.

1/26 - Having served as LBs coach in 2008, Greg Mattison was named the Ravens' new defensive coordinator. Also, special teams coordinator Jerry Rosburg earned the title of assistant head coach.

2/8 - The Baltimore coaching staff led the AFC squad in the Pro Bowl. Five Ravens were voted into the All-Star game for the 2008 season, including ST Brendon Ayanbadejo (third), LB Ray Lewis (10th), FB Le'Ron McClain (first), S Ed Reed (fifth) and LB Terrell Suggs (third).

RAVENS HISTORY

2010

1/3 - To cap the 2009 regular season, the Ravens produced their sixth playoff team of the decade (2000-09), which ranked third best (tied with Pittsburgh) in the AFC behind Indianapolis (9) and New England (7).

With a 21-13 win at Oakland (1/3), John Harbaugh and Joe Flacco, who set the NFL record for most wins ever (13, including playoffs) by a rookie head coach starting a rookie QB in 2008, achieved the league mark for earning the playoffs in their first two seasons by such a tandem.

Harbaugh also became the 10th coach since 1990 to reach the playoffs in his first two seasons as a head coach, while Flacco became the fourth starting QB since the 1970 merger to reach the playoffs in his first two NFL seasons.

The Ravens' "D" finished third in the NFL in total yards (300.5) and third in points allowed (16.3). It was the seventh-straight season Baltimore's defense finished in the NFL's top six.

For the first time in team history, Baltimore had a 3,000-yard passer (Joe Flacco - 3,613), a 1,000-yard rusher (Ray Rice - 1,339) and a 1,000-yard receiver (Derrick Mason - 1,028) in the same season.

1/10 - In the Wild Card game at New England, Baltimore beat the Patriots, 33-14, serving the team its first home playoff defeat since 1978. Baltimore snapped New England's 11-game home playoff winning streak and halted QB Tom Brady's 23-game overall winning streak at home.

The Ravens forced QB Tom Brady into four turnovers (3 INTs and a fumble), finishing the game with a +2 ratio. Baltimore scored 20 points off its 4 turnovers on the day.

Baltimore scored 33 points against the Patriots, the second most in Ravens playoff history (34 vs. NYG in Super Bowl XXXV). Twenty-four of the Ravens' points came in the first quarter, tying for the second-most points in the opening quarter of any playoff game in NFL history.

Ray Rice ran for a playoff franchise-record 159 yards and 2 TDs on 22 carries (7.2 avg.), spurring the Ravens' 234-yard rushing output (most in team playoff history).

1/16 - Baltimore fell at Indianapolis in the Divisional game, 20-3. The Ravens held the Colts to 275 net yards (including just 42 rushing), but Baltimore's four turnovers proved too costly.

1/31 - The NFL held its annual Pro Bowl in South Florida, an honor five Ravens earned: LB Ray Lewis (11th), FB Le'Ron McClain (second), DT Haloti Ngata (first), S Ed Reed (sixth) and RB Ray Rice (first).

2011

1/2 - To finish the 2010 season, Baltimore tied Pittsburgh for the best record in the division at 12-4, but lost the AFC North on the division-record tiebreaker (5-1 to 4-2). Baltimore, Indianapolis (an NFL record nine in a row) and Philadelphia became the only teams to make the playoffs from 2008-10.

The 2010 campaign also marked the first time the Ravens ever earned the postseason three years in a row.



RB Ray Rice bolted for an 83-yard TD run on the first play from scrimmage in the Ravens' Wild Card win over New England during the 2009 playoffs.

This was the third year in a row – the best run in team history – that the Ravens finished third in the NFL in fewest points allowed (16.9 ppg). S Ed Reed missed the first six games of the season rehabbing a hip injury, and despite that, still led the NFL with 8 INTs and 183 INT return yards.

Joe Flacco became the third starting QB since the 1970 merger to make the playoffs in his first three seasons, joining Dan Marino and Bernie Kosar. Flacco set a Ravens' season mark with his 93.6 QB rating and established then-career highs with 3,622 yards and 25 TDs. RB Ray Rice posted 1,776 yards from scrimmage, third most in the NFL, while WR Derrick Mason became the third player in NFL annals to post 11 consecutive seasons with at least 60 catches (Jerry Rice and Tony Gonzalez).

1/9 - In the Wild Card game at Kansas City, the Ravens prevailed 30-7, becoming the only NFL team to win at least one playoff game in each of the last three seasons (2008-10). Harbaugh also became the first head coach in NFL history to win a playoff game in each of his first three seasons (2008-10).

In the victory, the Ravens set then-franchise playoff single-game records for the following offensive marks: total net yards (390), first downs (26) and passing yards (248). Baltimore's stingy defense allowed just 161.0 yards of total offense. The Chiefs recorded just 53 net passing yards, which set a Ravens' postseason record.

Flacco set Ravens playoff records (since broken) with 25 completions, 265 yards passing and 2 TDs (on 34 attempts), also producing a franchise postseason-record 115.4 QB rating. He earned his fourth-career playoff win and tied Dan Marino for the most combined victories (36) by a QB in his first three seasons.

1/15 - After holding a 21-7 halftime lead, the Ravens fell at Pittsburgh in the Divisional Playoff, 31-24. OLB Terrell Suggs (10) became the Ravens' career postseason sacks leader with his 3-sack performance, and Baltimore's 6 total sacks on the night also set a team playoff record.

1/19 - Becoming the team's fifth defensive coordinator, Chuck Pagano was promoted from secondary coach after Greg Mattison left to coach at the University of Michigan.

RAVENS HISTORY

1/30 - The Pro Bowl was played in Hawaii, with five Ravens earning 2010 All-Star honors: K Billy Cundiff (first), LB Ray Lewis (12th), DT Haloti Ngata (second), S Ed Reed (seventh) and OLB Terrell Suggs (fourth).

2/14 - Harbaugh and the Ravens agreed to a contract extension (with terms undisclosed).

3/4 - The NFL's Collective Bargaining Agreement between the clubs and NFL Players Association, which was signed in March of 2006, expired.

3/11 - The NFL Players Association decertified, declaring itself out of the business of representing players. In exchange for giving up rights under union labor law, the players were able to take their chances in court under antitrust law.

3/12 - NFL owners lock out the players – creating the NFL's first work stoppage since 1987.

7/25 - Following an offseason that contained no minicamps, OTAs or workout programs due to the lockout, the NFL Players Association and the league's owners reached an agreement in principle on their 10-year labor deal, creating a new CBA. After a 31-0 vote by the owners to approve the deal on July 21 (the Oakland Raiders abstained), the NFLPA would later ratify the CBA on Aug. 5.

9/11 - Marking the 10th Anniversary of the Sept. 11, 2001 terrorist attacks, the Ravens honored all military and those whose lives have been lost in the home opener against Pittsburgh. Baltimore prevails, 35-7, in a contest that sees the Ravens force a franchise-record 7 take-aways.

11/20 - K Matt Stover, the franchise's all-time leading scorer, was inducted into the team's Ring of Honor during halftime of the Ravens' 31-24 win over Cincinnati.

12/24 - With a 20-14 win vs. Cleveland, the Ravens went undefeated at M&T Bank Stadium, matching the Packers and Saints as the only teams to go undefeated at home in 2011. Following the victory, John Harbaugh dedicated the "game ball" to the team's fans for their support during the undefeated home campaign, which marked a franchise first.



WR Torrey Smith's game-winning TD catch at Pittsburgh helped the Ravens go 12-4 in 2011 and sweep the AFC North for the first time in team history.

2012

1/1 - After a 24-16 victory at Cincinnati, the Ravens became the only NFL team to earn the playoffs the past four seasons (2008-11), also winning the AFC North by sweeping the division for the first time in franchise history.

The Ravens, producing a second-straight 12-4 campaign, went 6-0 against playoff teams during the regular season, matching Green Bay as the only clubs to go undefeated in division play and against other postseason qualifiers.

QB Joe Flacco, who started every game under head coach John Harbaugh, produced his 44th regular season win as a starter, marking the most ever by an NFL QB in his initial four seasons (2008-11).

The Ravens, who finished No. 3 in the league in fewest points permitted (16.6 ppg) for the fourth-straight year, tied an NFL record for consecutive seasons of being in the Top 3 for points allowed. Overall, Baltimore's "D" ranked third in both yards allowed (288.9 ypg) and sacks (48).

Despite playing eight games against defenses ranked in the NFL's Top 8, the Ravens were 12th in scoring (23.6 ppg), seventh in third-down offense (42.4%) and 10th in rushing (124.8 ypg). RB Ray Rice produced a career-high and NFL-best 2,068 yards from scrimmage, ranking second in the league in rushing. Rice also set a team mark with 15 total TDs and was second in the NFL among RBs with a team-high 76 catches (704 receiving yards). Flacco produced his third-consecutive 3,500-yard/20-TD season and was 13 yards shy of his then-career high with 3,610 passing yards (3,622). WR Torrey Smith was third among NFL rookies with 841 receiving yards (50 catches); his receptions and yards, plus 7 TDs, set new Ravens first-year standards.

1/15 - Baltimore earned a 20-13 Divisional Round victory over Houston at home, helping John Harbaugh become the first head coach in NFL history (since the 1970 merger) to win a playoff game in each of his first four seasons (2008-11). The Ravens forced 4 turnovers against the Texans, and for the first time in team history (regular season or playoffs), Baltimore did not commit a single penalty.

1/22 - The Ravens' Super Bowl hopes came to a devastating end in New England with a 23-20 loss in the AFC Championship game. It came down to Baltimore's final drive in the fourth quarter, when the Ravens had a chance to win or tie the game. But, a QB Joe Flacco-to-WR Lee Evans pass fell incomplete, and K Billy Cundiff's last-second 32-yard FG attempt sailed wide left, sealing the victory for New England.

1/27 - Dean Pees was named the Ravens' new defensive coordinator after Chuck Pagano left to become head coach of the Indianapolis Colts.

1/29 - Played in Hawaii to honor the NFL's 2011 Pro Bowlers, eight Ravens earned All-Star honors: LB Ray Lewis (13th), S Ed Reed (eighth), OLB Terrell Suggs (fifth), DT Haloti Ngata (third), FB Vonta Leach (second), RB Ray Rice (second), G Ben Grubbs (first) and G Marshal Yanda (first).

RAVENS HISTORY



OLB Terrell Suggs was named the 2011 AP NFL Defensive Player of the Year.

2/4 - OLB Terrell Suggs was named the 2011 *Associated Press* Defensive Player of the Year. It marked the fourth time in 12 seasons that a Raven has earned the prestigious honor: Suggs (2011), S Ed Reed (2004) and LB Ray Lewis (2003 & 2000). Additionally, C Matt Birk was named the 2011 NFL Walter Payton Man of the Year. The award recognizes a player's off-the-field community service as well as his playing excellence.

6/8 - The Ravens and Under Armour, whose global headquarters are located in downtown Baltimore, joined forces in a wide-ranging collaboration that features multiple community-focused initiatives. The 10-year agreement included naming rights for the team's practice facility in Owings Mills, which was renamed the Under Armour Performance Center.

9/6 - Art Modell, whose remarkable 43-year NFL career made him a regular finalist for the Pro Football Hall of Fame, died of natural causes at Johns Hopkins Hospital at the age of 87. As owner of both the Cleveland Browns (1961-1995) and the Baltimore Ravens (1996-2003), Modell directed teams that produced 28 winning seasons, 28 playoff games, two NFL Championships (1964 and 2000), three other appearances in NFL title contests (1965, '68 and '69), and four visits (1986, '87, '89 and 2000) to AFC championships.

9/27 - RB Jamal Lewis, the Ravens' all-time leading rusher, was inducted into the team's Ring of Honor during halftime of the Ravens' 23-16 win over Cleveland on Thursday night.

12/26 - For their 2012 season efforts, six Ravens earned Pro Bowl honors: S Ed Reed (ninth), DT Haloti Ngata (fourth), FB Vonta Leach (third), RB Ray Rice (third), G Marshal Yanda (second) and RS Jacoby Jones (first).

12/30 - The 2012 Ravens finished with a 10-6 record en route to earning their fifth-straight playoff berth and second-consecutive AFC North title. Under head coach John Harbaugh, Baltimore became the only NFL team to make the playoffs in each of the past five seasons (2008-12). The Ravens, who earned the playoffs in six of the past seven seasons, seized the franchise's fourth-ever division title with a 4-2 mark in AFC North play and an 8-4 conference record.

The Ravens set a then-single-season franchise record by scoring 398 points, averaging the NFL's 10th-most per game (24.9). Baltimore scored a team-record 254 points at home, producing the NFL's fourth-best home average of 31.8 ppg. Baltimore also surrendered just 16 give-aways, setting a franchise single-season record low.

The Ravens' special teams units were spectacular. In addition to posting a league-best (tied, Darius Reynaud) 3 kick return TDs (108- & 105-yard KORs and 63-yard PR), RS Jacoby Jones led the NFL in KOR average (30.7). Rookie K Justin Tucker made 30 of 33 FGAs (90.9%), producing the second-best success rate in Ravens single-season history and also the second-best mark by a rookie kicker in NFL history.

Harbaugh became just the third coach in NFL history (since 1970 merger) to guide his team to the postseason in each of his first five seasons (2008-12), joining Bill Cowher and Chuck Knox. "Harbs" also became the only head coach in NFL history to win a playoff game in each of his first four and five seasons.

2013

1/2 - LB Ray Lewis announced that he would retire at the end of the Ravens' playoff run, closing one of the greatest careers in NFL history. "I talked to my team today," Lewis said. "I talked to them about life in general. And everything that starts has an end. For me, today, I told my team that this will be my last ride."

1/6 - Before a sellout M&T Bank Stadium crowd that celebrated and saluted LB Ray Lewis in his final home game, the Ravens held the Colts without a touchdown, winning 24-9 in the 2012 Wild Card Playoff. Lewis, in his 17th and final season, finished with 13 tackles and 1 PD in his first game since tearing his triceps on Oct. 14.

1/12 - In what became the fourth-longest game in NFL history, the Ravens outlasted the Broncos, 38-35, in double overtime of the 2012 Divisional Playoff at Denver, producing a thrilling victory that will go down as one of the greatest wins in franchise history. Rookie K Justin Tucker's 47-yard field goal in the second overtime period sent Baltimore into the AFC Championship for the second-straight season. The



For the final time in his legendary career, LB Ray Lewis performed his famous intro dance at M&T Bank Stadium before the 2012 Wild Card win vs. the Colts.

RAVENS HISTORY

Ravens tied the contest at 35 with :31 remaining in regulation on a remarkable QB Joe Flacco-to-WR Jacoby Jones 70-yard TD bomb, spurring the incredible comeback.

1/20 - The Ravens earned a trip to their second Super Bowl in franchise history, defeating the No. 2-seeded Patriots, 28-13, in the AFC Championship at New England. The Ravens' defense shut out the NFL's No. 1-ranked and highest-scoring offense in the second half, and QB Joe Flacco threw 3 TDs in leading Baltimore to victory.

2/1 - In a ceremony held in New Orleans two days before Super Bowl XLVII, Jonathan Ogden, an 11-time Pro Bowler and the Ravens' first-ever draft pick (fourth overall in 1996), was announced as a 2013 Pro Football Hall of Fame inductee.

2/3 - For the first time in any of the four major pro sports, two head-coaching brothers (John and Jim Harbaugh) faced each other in a championship game. After taking an early 28-6 lead, the Baltimore Ravens needed a goal-line stand to clinch their second World Championship title, defeating the San Francisco 49ers, 34-31, in Super Bowl XLVII in New Orleans, LA. The Ravens' defense delivered the critical stand late in the fourth quarter, overcoming a furious second-half comeback and a 34-minute power outage.

With a 3-TD performance vs. the 49ers, QB Joe Flacco threw 11 TD passes in the postseason, tying the NFL single-postseason record shared by Joe Montana (1989) and Kurt Warner (2008). Flacco and Montana did not throw an INT during those respective postseasons. Flacco finished the game 22-of-33 for 287 yards to produce a 124.2 rating.

In 2012, Flacco also became the first starting QB in NFL history (since 1970 merger) to make the playoffs in each of his first five seasons. Also winning at least one playoff game in each of those postseasons, he compiled nine playoff victories, which tie (Tom Brady) for the most among QBs in the first five seasons of a career.

The Ravens produced one of the most electrifying postseasons in NFL history. Averaging 410.3 yards of offense (134.8 rush & 275.5 pass), Baltimore scored 31.0 points per game while



QB Joe Flacco was named Super Bowl XLVII MVP in the Ravens' 34-31 win.

allowing just 22.0. WR Anquan Boldin recorded 22 catches for 380 yards and 4 TDs, while WR Jacoby Jones posted a 29.4 receiving average (5 for 147), catching TDs of 70 and 56 yards. (Jones also had a 108-yard KOR-TD in the Super Bowl.)

The Ravens' defense registered 10 take-aways (6 INTs and 4 FRs), helping produce a +6 overall turnover differential during their playoff run. The unit also posted 9 sacks in four playoff games, including 4.5 by OLB Paul Kruger.

2/5 - Baltimore celebrated the Ravens' Super Bowl XLVII Championship, as thousands of fans lined the streets of Charm City and completely filled M&T Bank Stadium for a celebration. Fans also gathered at City Hall and cheered when the Ravens arrived to kick off the parade route with the franchise's second Lombardi Trophy.

6/5 - As guests of President Barack Obama, the Ravens visited The White House and were honored for winning Super Bowl XLVII. Said the President: "Now, I imagine there were times last year when these players were the only ones who knew that they'd make it here to show off this trophy. Because, during the year, they lost player after player to injury; they dropped four of their last five regular season games. In the playoffs, they trailed Denver by a touchdown with 70 yards and less than a minute to go. ... And then, in the Super Bowl, just when it looked like they had the momentum, the lights went out for a half hour. ... But these Ravens always pulled through."

8/3 - T Jonathan Ogden, an 11-time Pro Bowler and the Ravens' first-ever draft pick (fourth overall in 1996), was inducted into the Pro Football Hall of Fame during a ceremony in Canton, OH. Ogden was presented by Ravens GM and executive VP Ozzie Newsome. Stated Ogden: "[The Ravens were] a new team, and we were new to the city [in 1996]. We were all rookies together. I watched us grow, myself as a player and the fans as an NFL city from infancy to one of – if not the best – football towns in the National Football League, with undoubtedly the best and most passionate fans that I've ever seen, and I want to thank you guys for being that."



WR/RS Jacoby Jones posted a 108-yard KOR-TD to open the second half of Super Bowl XLVII. Jones also added a 56-yard TD catch during the game, helping set a Super Bowl single-game record for most combined yards (290).

RAVENS HISTORY



Ray Lewis (above) was inducted into the Ravens' Ring of Honor (detailed below) during the 2013 season following his incredible 17-year NFL career.

9/22 - LB Ray Lewis, the Ravens' all-time leading tackler and second-ever draft choice, was inducted into the team's Ring of Honor during halftime of the 30-9 win over Houston.

12/8 - In a remarkable and most-memorable contest that set NFL records for the most points scored (36) in the last 2:05 of a game and most lead changes (six) in a fourth quarter, the Ravens found a way to beat the Vikings, 29-26. In 121 seconds late in the game, 36 points were scored, including the winning TD by Baltimore with 4 seconds left. That score came when Joe Flacco, who led the game-winning, 5-play, 80-yard drive, hit rookie WR Marlon Brown with a 9-yard TD strike. This wild battle started with a near-blizzard snowfall that made it difficult for QBs to find receivers beyond the line of scrimmage.

12/27 - For their 2013 season production, four Ravens earned Pro Bowl honors: DT Haloti Ngata (fifth), OLB Terrell Suggs (sixth), K Justin Tucker (first) and G Marshal Yanda (third).

12/29 - For the first time since 2008 – the year the Ravens hired John Harbaugh – Baltimore did not make the playoffs, coming one game short with an 8-8 mark and placing third in the AFC North after falling 34-17 in the finale at Cincinnati. Tied 17-17 near the end of the third quarter of the game, Baltimore needed only that win to clinch a postseason berth.

2014

1/27 - Gary Kubiak was hired as the team's offensive coordinator following the departure of Jim Caldwell, who was named Detroit's new head coach.

5/21 - M&T Bank and the Ravens announced a 10-year, \$60 million extension of their partnership, which includes the continuation of naming rights to M&T Bank Stadium and an array of community-focused programs, including a new initiative focused on helping at-risk children in Baltimore.

10/12 - QB Joe Flacco became the fastest player in NFL history (since 1970 merger) to toss 5 TDs (16 minutes and 3 seconds into the game) in the 48-17 victory at Tampa Bay. The Ravens' offense gained 475 yards vs. the Bucs, with the 48 points scored marking the most in Ravens road game history.

10/19 - TE Todd Heap, the Ravens' all-time leader in receiving TDs (41), was inducted into the team's Ring of Honor during halftime of the 29-7 win over Atlanta.

12/23 - For their 2014 season production, four Ravens earned Pro Bowl honors: OLB Elvis Dumervil (fourth), RB Justin Forsett (first, originally voted a first alternate), LB C.J. Mosley (first, becoming the first Ravens rookie to earn the distinction) and G Marshal Yanda (fourth).

12/28 - Beating the Browns 20-10, the Ravens produced a 10-6 regular season record en route to earning their sixth playoff berth in seven seasons. The Ravens set single-season franchise records by scoring 409 points (including a team-best 206 on the road) and producing 5,838 yards of offense. QB Joe Flacco posted career bests in yards (3,986) and touchdown passes (27). Baltimore tallied the NFL's second-most sacks (49, tied with Philadelphia) and boasted the No. 2 red zone defense (42.6), also allowing the league's sixth-fewest points per game (18.9). P Sam Koch produced the NFL's No. 3 gross average (47.4) and No. 1 net average (43.3), setting the Ravens' single-season records for each.

2015

1/3 - Behind an offensive line that included two rookie starters (LT James Hurst and RG John Urschel), the Ravens won, 30-17, at the host Steelers in a Wild Card tilt, producing their NFL-best 10th playoff victory since 2008. Baltimore's defense was stout, holding Pittsburgh out of the end zone for three quarters and sacking QB Ben Roethlisberger five times. The win marked Baltimore's first-ever playoff triumph in the Steel City and gave the Ravens their 10th all-time postseason road victory, tying Green Bay (existing since 1919) for the most in pro football history.

1/10 - In a tense Divisional battle at New England, the Ravens' bid to play in their fourth AFC Championship game in seven seasons came to an abrupt end in Foxborough with a narrow 35-31 defeat to the Patriots. New England erased two 14-point Baltimore leads to win the contest, becoming the first team in NFL history to accomplish the feat.

1/20 - Marc Trestman was hired as the team's offensive coordinator following the departure of Gary Kubiak, who was named Denver's new head coach.

7/28 - Constellation and the Ravens announced an agreement to construct a 375-kilowatt (DC) solar generation project at the team's headquarters and training facility in Owings Mills...The roof-mounted solar power system expanded the current energy services relationship...Constellation owns and operates the solar power system, while the Ravens purchase the electricity generated by the solar panels from Constellation under a 20-year power purchase agreement...The solar power system went into full operation on May 26, 2016.

8/5 - The Ravens announced fan experience and gameday enhancements at M&T Bank Stadium, including a \$6.5 million investment in an expansive Wi-Fi system, a revolutionary 3-D video system called *freeD* that shows replays from every possible angle and new safety measures to ease entry into the stadium and ensure top-of-the-line security for everyone.

8/18-21 - Leading up to their second preseason game at Philadelphia, the Ravens traveled to the City of Brotherly

RAVENS HISTORY

Love for three days of practice at the NovaCare Center against the host Eagles.

9/13-10/26 - Starting with a season-opening loss at Denver, five of Baltimore's first seven games of the 2015 campaign were on the road, with the Ravens dropping close contests at the Broncos, at Oakland, at San Francisco and at Arizona... The last time an NFL team opened the season playing five of its first seven games on the road was in 2000...That team – 16 years prior – was the eventual Super Bowl XXXV-winning Ravens...Following the Sept. 13 game at Denver, the Ravens traveled to San Jose, CA, where they stayed and practiced for an entire week at San Jose State leading up to a Week 2 matchup with the Raiders in Oakland...Baltimore also held the Saturday pre-game walk-through at Stanford University's football stadium.



Legendary safety Ed Reed, who ranks first in NFL history with 1,590 INT return yards, was inducted into the Ravens Ring of Honor in 2015.

11/22 - S Ed Reed, the Ravens' all-time leader in interceptions (61) and NFL's all-time record-holder in INT return yards (1,590) was inducted into the team's Ring of Honor during halftime of the 16-13 win over St. Louis.

12/22 - For their 2015 season production, four Ravens earned Pro Bowl honors: LS Morgan Cox (first, who was selected in January as a "need" player), OLB Elvis Dumervil (fifth, who was added as an alternate in January), P Sam Koch (first) and G Marshal Yanda (fifth)...Each player represented the Ravens in Hawaii on Jan. 31, 2016.

2016

1/3 - The Ravens concluded their 5-11 season with a 24-16 defeat at Cincinnati...Baltimore played an NFL-record 14 games decided by 8 points or fewer (tied, 1994 NYG) and posted an NFL-high (tied, Chi.) seven games decided by 3 points or fewer (4-3 record)...Baltimore had 20 players on Injured Reserve (the NFL's second most), including eight starters, with 12 starters missing a combined 71 games... Additionally, the Ravens played four different starting QBs (Joe Flacco, Matt Schaub, Jimmy Clausen & Ryan Mallett) for the first time in franchise history.


1/16 - Ted Marchibroda (below right), former head coach of the Baltimore Colts and the first head coach in Baltimore Ravens history, passed away peacefully at his home in Virginia at the age of 84...Marchibroda spent 12 seasons as an NFL head coach, including time with the Baltimore Colts (1975-79), Indianapolis Colts (1992-95) and Baltimore Ravens (1996-98)...Stated Ravens GM Ozzie Newsome: "Ted is a founding father of the Ravens. He was a tremendous competitor and a tough man with a gentle soul. In a way, he set the Ravens' path. He wanted players who owned what he called 'a football temperament.' Those are players who love all aspects of the game – the mental part, lifting weights, practice and the physicality. That eventually became what we now call 'Playing Like a Raven.' Ted taught me more about football. He was classy in every way."

3/18 - CB Tray Walker, a 2015 fourth-round draft selection, passed away following a serious motorbike accident in Southeast Florida...Walker was involved in the accident on March 17...On March 26, approximately 45 members of the Ravens organization – teammates, coaches and front office staff – joined Walker's family and friends at the 93rd Street Community Baptist Church to celebrate his life.

Said head coach John Harbaugh: "Tray was a young man with a good and kind heart. He was humble and loved everything about being part of the Ravens' team. He loved his teammates, the practice and the preparation, and that showed every day. He was coachable, did his most to improve and worked to become the best. I'll never forget that smile."

5/10 - For the first time since 2002, the Ravens returned to natural grass on the playing field of M&T Bank Stadium... Baltimore grounds crews removed the artificial Shaw Sports Turf in February and began laying sod in the stadium in early May.

"To me, [playing on grass is] Baltimore," John Harbaugh stated. "It epitomizes what Baltimore is all about, the history of football in Baltimore. A Baltimore football team should be playing on a grass field, ultimately. It's a recognition of that. I like the grass. I think it's the AFC North, it's the Baltimore Ravens – it just seems right."




Ted Marchibroda, former head coach of the Baltimore Colts and the first head coach in Baltimore Ravens history, passed away at 84 on Jan. 16, 2016.

RAVENS HISTORY

9/17 - At the age of 65, Clarence Brooks, the Ravens' longest-tenured assistant coach, passed away at a hospital in Weston, Fla., following a battle with esophageal and stomach cancer...The beloved Brooks – referred to by most as “C.B.” – originally joined the organization in 2005 and served 11 seasons as defensive line coach...The following day (9/18), Baltimore played at Cleveland and rallied from 20 points down to beat the Browns, 25-20.

11/6 - With the Ravens' 21-14 victory over the Pittsburgh Steelers, head coach John Harbaugh (81) surpassed Brian Billick (80) for the most regular season wins by a head coach in team history.

11/10 - Baltimore debuted an all-purple uniform as part of the NFL's “Color Rush” game for the Week 10 matchup against the Cleveland Browns...The Ravens won, 28-7, in a game that was played on Thursday Night Football at M&T Bank Stadium...Unlike the purple jerseys the Ravens typically wear, the Color Rush uniforms displayed gold numbers and stripes on the pants.



WR Steve Smith Sr. seen above in the Ravens' all-purple “Color Rush” uniforms for the 11/10/16 game vs. Cleveland, which the Ravens won, 28-7.

11/20 - With 93,056 fans watching at Dallas' AT&T Stadium, the Ravens played in front of the largest crowd in their franchise's history...The Cowboys emerged victorious, however, 27-17.

12/20 - For their 2016 season production, seven Ravens earned Pro Bowl honors: LS Morgan Cox (second, who was selected in January as a “need” player), FB Kyle Juszczyk (first), LB C.J. Mosley (second), K Justin Tucker (second), S Eric Weddle (fourth, who was added as an alternate in January), G Marshal Yanda (sixth) and C Jeremy Zuttah (first, who was added as an alternate in January)...These players represented the Ravens in Orlando on Jan. 29, 2017.

2017

1/1 - For the 12th time in the past 14 seasons, the Ravens boasted a Top 10 defense and became one of three teams

– Den. & Sea. – to finish ranked in the NFL's Top 10 in each of the past three years (2014-16)...The Ravens' defense ranked seventh overall (322.1 ypg) after the team played its final game of the season at Cincinnati (27-10 defeat) on New Year's Day.

Additionally, WR Steve Smith Sr. played in the final game of his storied 16-year NFL career, capping one of the greatest runs by a receiver in league history...Smith Sr. finished with the seventh-most receiving yards (14,731) in NFL history and with 1,031 receptions (12th in league annals).

Producing arguably the best season ever by a kicker, All-Pro K Justin Tucker connected on 38 of 39 FGAs (lone miss was a block), posting the fifth-best percentage in NFL single-season history...In addition to making 35-straight FGs at one point (tied for the fifth-best streak ever), Tucker's 38 FGs ranked No. 1 in the league, while an NFL single-season record 24 of his 38 FGs came from 40 yards or beyond.

1/13 - David Modell, the son of Art, passed away after battling cancer for almost two years. Modell, 55, served as president of the Ravens from the team's beginning in 1996 through the Super Bowl XXXV championship in 2000 and continued in that capacity until 2004. From the selection of the team name and colors, to the move to M&T Bank Stadium in 1998, to the hiring of Brian Billick, David coordinated the efforts as team president. His fingerprints are still present on many of what have become Ravens favorites and traditions.

1/31 - The Ravens announced a three-year, approximately \$120 million self-funded investment that will enhance the fan experience at M&T Bank Stadium...Improvements include new 4K ultra-high definition video displays, escalators and elevators to the upper deck, a new sound system, upgraded kitchen facilities and club level enhancements...In January, the Ravens also launched a \$45 million construction project to upgrade their Owings Mills training facility (the Under Armour Performance Center).



In January of 2017, the Ravens announced a three-year, \$120 million self-funded investment that will enhance the fan experience at M&T Bank Stadium, including the addition of new 4K ultra-high definition video displays.

RAVENS LEGEND & HALL OF FAME JONATHAN OGDEN



BALTIMORE
RAVENS

75 JONATHAN OGDEN

TACKLE HT: 6-9 WT: 345

COLLEGE: UCLA

EXP. (NFL/RAVENS): 12/12

DRAFTED: 1996, Fourth Overall: Ravens First-Ever Draft Choice

BORN: 7/31/74, Washington, D.C.

GP/GS (PLAYOFFS): 177/176 (8/8)

HALL OF FAME: 2013

PRO BOWLS: 11

CAREER SNAPSHOT

Jonathan Ogden, an 11-time Pro Bowler and the Ravens' first-ever draft choice (fourth overall in 1996), ranks fourth in all-time games played by a Raven (177) and is third in games started (176). Only four offensive linemen in NFL history (Bruce Matthews - 14, Randall McDaniel - 12, Jim Otto - 12 and Will Shields - 12) have earned more Pro Bowl honors.

- Pro Football Hall of Fame Inductee (2013)
- Baltimore's first-ever draft pick (fourth overall) in 1996 NFL Draft
- 11-time Pro Bowler (1997-2007, 11-consecutive seasons)
- 10-time All-Pro (1996-2004, 2006)
- Super Bowl XXXV Champion (2000)
- Helped RB Jamal Lewis set a franchise record with 2,066 rushing yards in 2003, the third-most single-season rushing yards in NFL history. It included the second-highest single-game rushing total in NFL history (295 yards) against Cleveland (9/14/03)
- Ranks fourth in all-time games played by a Raven (177) and is third in games started (176), entering 2017
- Anchored an offensive line that allowed a franchise-low 17 sacks in 2006, the second-fewest (Ind. - 15) in the NFL that season

YEAR-BY-YEAR GLANCE

2007: Named to his 11th-consecutive Pro Bowl, playing in 11 games (10 starts)...Missed five games due to a toe injury suffered in 2006... Helped protect Ravens QBs, allowing them to complete a then-franchise-record 341 passes (61.2%) for 3,308 yards and helped allow the Ravens to rush for 1,797 yards and 11 TDs.

2006: Named to his 10th-consecutive Pro Bowl as a starter...Earned *Sports Illustrated* All-Pro, *AP* second-team All-Pro and *NFL.com* All-Pro honors...Started 14 games, missing the final two with a toe injury in 2006...Anchored a line that allowed a franchise-record-low 17 sacks, the second-fewest (Ind. - 15) in the NFL, and helped Ravens QBs post the fourth-highest completion percentage (62.6%) in franchise history...Also helped the Ravens rush for 1,637 yards and 11 TDs.

2005: Named to his ninth-consecutive Pro Bowl...Started all 16 games at LT and helped protect Ravens QBs, allowing them to complete 59.6% of their passes...Also helped the Ravens rush for 1,605 yards, averaging 3.6 yards per carry.

2004: Voted to his eighth-consecutive Pro Bowl and was also named first-team All-Pro by *Football Digest*, second-team All-Pro by the

AP, and All-Conference by the Pro Football Writers Association... Helped the Ravens rush for 2,063 yards...Along with the rest of the O-line, helped RB Jamal Lewis (who missed four games) eclipse the 1,000-yard rushing mark...Started 12 games...Missed the first game of the season at Cleveland and three others in midseason (at Phi., vs. Cle., at NYJ), with a hamstring injury.

2003: Earned his seventh-consecutive Pro Bowl...Also earned *AP* first-team All-Pro for the fourth time, *Sports Illustrated* All-Pro, *Pro Football Weekly* All-AFC, All-NFL, *Football Digest* first-team All-Pro and *The Sporting News* All-Pro honors...Started all 16 regular season games and one postseason contest and helped RB Jamal Lewis set a franchise record with 2,066 rushing yards, the third-most single-season rushing yards in NFL history (Eric Dickerson - 2,105 in 1984 and Adrian Peterson - 2,097 in 2012).

2002: Named to his sixth-consecutive Pro Bowl and garnered NFL Alumni Offensive Lineman of the Year honors...One of only three Ravens offensive players (TE Todd Heap and G Bennie Anderson) to start all 16 games.

2001: Was selected to start in his fifth-consecutive Pro Bowl and earned second-team All-Pro honors, when he started all 16 games.

2000: First-team *AP* All-Pro...Pro Bowl starter for the fourth-straight season...Also earned first-team All-Pro from *Sports Illustrated*, *The Sporting News*, *Football Digest*, *USA Today* and *Pro Football Weekly*...Started 15 games in the regular season and four playoff games, en route to the Ravens' Super Bowl XXXV Championship.

1999: Started every game at LT, earning his third-consecutive Pro Bowl start...Also named second-team All-Pro by *AP* and earned *Football Digest* first-team All-Pro and *Pro Football Weekly* All-AFC accolades.

1998: Pro Bowl starter for second-consecutive season...*AP* second-team All-Pro...Missed the final three games with an ankle injury.

1997: Selected to start in his first-career Pro Bowl at LT...Earned All-Pro honors from *Sports Illustrated*, *The Sporting News*, *Pro Football Weekly*, *College & Pro Football Weekly* and *Football Digest*...Started 16 games at LT.

1996: Capped tremendous rookie season with All-Pro selections by *Sports Illustrated* and *The Dallas Morning News* while playing his only season at LG...Consensus All-Rookie choice...Named to *USA Today's* All-Rookie team...Permitted 1 sack all season and 3 penalties (1 of those on special teams)...Started all 16 games.

RAVENS LEGEND RAY LEWIS



BALTIMORE
RAVENS

52 RAY LEWIS
LINEBACKER HT: 6-1 WT: 245

COLLEGE: Miami (FL)

EXP. (NFL/RAVENS): 17/17

DRAFTED: 1996, 26th Overall: Ravens Second-Ever Draft Choice

BORN: 5/15/75, Lakeland, FL

GP/GS (PLAYOFFS): 228/227 (21/21)

PRO BOWLS: 13

CAREER SNAPSHOT

Ray Lewis, a 13-time Pro Bowler and the Ravens' second-ever draft choice (26th overall in 1996), helped guide the Ravens to two Super Bowl titles during his career, capturing the Lombardi Trophy in 2000 and 2012. Following the 2012 campaign, Lewis, who will be forever known as the greatest linebacker of his generation and one of the best defensive players in NFL history, retired after 17 seasons. Here is a brief look at his storied professional career:

- In 2000, led a defense that established a 16-game single-season record for fewest points allowed (165), and fewest rushing yards allowed (970), recorded 4 shutouts (1 shy of the post-1970 merger record), and finished first league-wide in six key defensive categories
- Was the second player in NFL history to win both NFL Defensive Player of the Year and Super Bowl MVP awards (2000)...DT Harvey Martin of Dallas won Defensive Player of the Year in 1977 and was co-MVP of Super Bowl XXII with DT Randy White
- Is the only player in NFL history with at least 40 career sacks and 30 career INTs (41.5 sacks and 31 INTs)
- Posted a franchise-record 2,643 career tackles, including a single-season team-best 225 stops in 2003
- Led the Ravens in tackles in 14 of his 17 seasons, registering at least 150 stops 11 times
- Returned 3 of his 31 INTs for TDs
- Had a team-record and career-high 25 tackles at NYG (9/14/97)
- Posted seven career 20-tackle games
- Is second only to Jack Ham (53) in take-aways by a LB in NFL history with 50 total (31 INTs and 19 FRs)

PERENNIAL PRO BOWLER

LB Ray Lewis was invited to 13 Pro Bowls during his career, tying Hall of Famer Reggie White for the most by a defender in NFL history. Lewis played in 12 Pro Bowls, missing the 2006 Hawaiian classic due to a hand injury. Here are the defenders who have earned the most Pro Bowls during their careers.

MOST PRO BOWL INVITATIONS / DEFENSIVE PLAYERS (NFL History)

Rk.	Player	Pro Bowl Invites
1.	LB Ray Lewis	13
	DL Reggie White	13
2.	CB Champ Bailey	12
	LB Junior Seau	12

CAREER HONORS

- Invited to 13 Pro Bowls (1997-2001, 2003-04 and 2006-11)...Did not play in 2006 game due to a hand injury
- Two-time NFL Defensive Player of the Year (2000 & 2003) – just the seventh player in NFL history to win multiple times (Lawrence Taylor and J.J. Watt – 3; Joe Greene, Mike Singletary, Bruce Smith and Reggie White – 2)
- Super Bowl XXXV MVP (2000)
- Named to the NFL All-Decade (2000s) team, chosen every 10 years by the Pro Football Hall of Fame Selection Committee
- AFC Defensive Player of the Week (Week 3, 2011; Week 10, 2008; Week 1, 2006; Week 17, 2003; Week 4, 2002; Week 15, 2001; Week 9, 1997; Week 1, 1996)
- AFC Defensive Player of the Month (November, 2003)
- *Associated Press* first-team All-Pro (1999-2001, 2003-04, 2008-09)
- *Associated Press* second-team All-Pro (1997-98, 2010)
- *College & Pro Football Weekly* first-team All-Pro (1997, 2000-01)
- *College & Pro Football Weekly* second-team All-Pro (1999, 2004)
- *Football Digest* Defensive Player of the Year (2003)
- *Football Digest* All-Pro (1999, 2000-01, 2003)
- *Football Digest* second-team All-Pro (2004)
- *Football Digest* second-team All-NFL (1997)
- *Football News* All-Pro (2000-01)
- KC 101 Defensive Player of the Year (2000-01, 2003)
- NFL Alumni Linebacker of the Year (1999, 2003)
- PFW/PFWA first-team All-NFL (2000, 2003, 2008)
- PFW/PFWA first-team All-AFC (1999, 2000, 2003, 2008)
- PFW/PFWA and *Football Digest* Defensive MVP (2003)
- *Pro Football Weekly* All-Pro (1999-2001 and 2003-04)
- *Pro Football Weekly* Defensive Player of the Week (1997)
- *USA Today* First-team All-Pro (1998-2000)
- *USA Today* All-Rookie Team (1996)
- *Sporting News* All-Pro (1998-2001, 2003-04)
- *Sports Illustrated* All-Pro (1997-2001, 2003-04, 2009-10)
- John Mackey Award (1997), AFC's best LB, as voted by peers
- NFLPA Linebacker of the Year (1997)
- Walter Payton Man of the Year Finalist (2003)
- NFL's Most Dominant Player, voted by league coaches through CBS Sports (2003)

RAVENS LEGEND RAY LEWIS

RAY LEWIS CAREER STATISTICS

REGULAR SEASON

Year	Team	GP	GS	TACKLES			SACKS		INTERCEPTIONS					FUMBLES		
				TT	Solo	Asst.	No.	Yards	No.	Yards	LG	TD	PD	FF	FR	Yards
1996	Baltimore	14	13	*142	*104	38	2.5	8.5	1	0	0	0	6	0	0	0
1997	Baltimore	16	16	**210	**163	47	4.0	27.0	1	18	18	0	9	1	1	0
1998	Baltimore	14	14	*154	*119	35	3.0	14.0	2	25	26	0	10	1	0	0
1999	Baltimore	16	16	**198	**131	67	3.5	20.5	3	97	60	0	8	1	0	0
2000	Baltimore	16	16	*187	*120	67	3.0	33.0	2	1	1	0	7	0	3	0
2001	Baltimore	16	16	**196	**130	66	3.5	26.0	3	115	64	0	10	1	1	0
2002	Baltimore	5	5	85	57	28	0.0	0.0	2	4	4	0	2	1	1	0
2003	Baltimore	16	16	#**225	**160	65	1.5	11.0	6	99	37	1	13	2	2	1
2004	Baltimore	15	15	**200	**122	78	1.0	9.0	0	0	0	0	3	1	2	0
2005	Baltimore	6	6	77	47	30	1.0	1.0	1	0	0	0	3	0	1	0
2006	Baltimore	14	14	*164	*106	58	5.0	36.5	2	27	27	0	9	1	1	0
2007	Baltimore	14	14	*184	*108	76	2.0	7.0	2	35	35t	1	10	2	1	0
2008	Baltimore	16	16	*160	*84	76	3.5	32.5	3	43	29	0	12	1	2	0
2009	Baltimore	16	16	*164	*100	64	3.0	16.0	0	9	9	0	6	3	1	0
2010	Baltimore	16	16	*145	*103	42	2.0	8.0	2	26	24t	1	4	2	3	0
2011	Baltimore	12	12	*95	*72	23	2.0	16.0	1	4	4	0	7	2	0	0
2012	Baltimore	6	6	57	44	13	1.0	0.0	0	0	0	0	1	1	1	0
Totals		228	227	2,643	1,770	873	41.5	266.0	31	503	64	3	120	20	20	1

*LED TEAM; **LED TEAM AND NFL
#FRANCHISE SINGLE-SEASON RECORD

CAREER SINGLE-GAME HIGHS (REGULAR SEASON)

Total Tackles: 25 (9/14/97 at NYG)
Sacks: 2 (11/26/00 vs. Cle.)
Forced Fumbles: 1 20 times (last: 9/16/12 at Phi.)
Passes Defensed: 3 6 times (last: 10/14/07 vs. STL)

Solo Tackles: 18 (9/14/97 at NYG)
INTs: 2 3 times (last: 11/9/08 at Hou.)
Fumble Recoveries: 2 (12/28/08 vs. Jax.)

POSTSEASON

Year	Team	GP	GS	TACKLES			SACKS		INTERCEPTIONS					FUMBLES		
				TT	Solo	Asst.	No.	Yards	No.	Yards	LG	TD	PD	FF	FR	Yards
2000	Baltimore	4	4	44	28	16	0.0	0.0	2	54	50t	1	7	0	1	0
2001	Baltimore	2	2	17	10	7	0.0	0.0	0	0	0	0	0	2	0	0
2003	Baltimore	1	1	18	12	6	0.0	0.0	0	0	0	0	0	0	0	0
2006	Baltimore	1	1	23	13	10	0.0	0.0	0	0	0	0	3	0	0	0
2008	Baltimore	3	3	29	23	6	0.0	0.0	0	0	0	0	1	2	0	0
2009	Baltimore	2	2	21	10	11	1.0	7.0	0	0	0	0	1	0	0	0
2010	Baltimore	2	2	13	9	4	1.0	10.0	0	0	0	0	0	1	0	0
2011	Baltimore	2	2	20	12	8	0.0	0.0	0	0	0	0	1	0	0	0
2012	Baltimore	4	4	51	29	22	0.0	0.0	0	0	0	0	1	0	0	0
Totals		21	21	236	146	90	2.0	17.0	2	54	50t	1	14	5	1	0

RAVENS DEFENSIVE RECORDS

RAVENS CAREER DEFENSIVE RECORDS (All-Time History)

TACKLES

1. Ray Lewis (1996-2012)	2,643
2. Terrell Suggs (2003-16)	858
3. Kelly Gregg (2001-10)	721
4. Ed Reed (2002-12)	661
5. Haloti Ngata (2006-14)	528

INTERCEPTIONS

1. Ed Reed (2002-12)	61
2. Ray Lewis (1996-2012)	31
3. Chris McAlister (1999-2008)	26

FUMBLES RECOVERED

1. Ray Lewis (1996-2012)	20
2. Terrell Suggs (2003-16)	13
3. Ed Reed (2002-12)	10

TURNOVER MACHINE

MOST CAREER TAKE-AWAYS BY A LINEBACKER (Since 1970 Merger)

Rk.	Player	Take-Aways	INTs	FRs
1.	Jack Ham	53	32	21
2.	Ray Lewis	50	31	19*
3.	Stan White	48	34	14

*Has 20-career overall FRs, but 1 came after teammate Jamie Sharper fumbled an INT that Lewis would then recover; thus, Lewis has 19 FR take-aways.

Impressively, LB Ray Lewis is the only player in NFL history to record at least 40 sacks and 30 INTs in a career.

NFL PLAYERS W/ 30+ SACKS & 25+ INTS (Since 1970 Merger)

Player	Games	Sacks	INTs
Ray Lewis (1996-2012)	228	41.5	31
Rodney Harrison (1994-2008)	186	30.5	34
William Thomas (1991-2001)	172	37.0	27

RAVENS LEGEND ED REED



BALTIMORE
RAVENS

20 ED REED
SAFETY HT: 5-11 WT: 205

COLLEGE: Miami (FL)
EXP. (NFL/RAVENS): 12/11
DRAFTED: 2002, First Round (24th Overall)

BORN: 9/11/78, St. Rose, LA
GP/GS (PLAYOFFS): 174/169 (15/15)
PRO BOWLS: 9

CAREER SNAPSHOT

- Reed's 64 career INTs currently rank seventh in NFL history, while his 1,590 INT return yards stand No. 1.
- Produced a Ravens' franchise-record 61 INTs for 1,541 return yards and 7 TDs.
- Posted an NFL-record 107-yard return TD (vs. Phi. 11/23/08), breaking the previous long of 106, which he set vs. Cle. (11/7/04).
- Reed's career INT return yard average of 24.8 yards ranks No. 2 in NFL history (min. 30 INTs). (Deion Sanders is first at 25.1).
- Scored 14 TDs in his career (including playoffs) and became the first player (Ronde Barber is the second) in NFL history to score return TDs off a punt, blocked punt, INT and fumble recovery.
- Posted 9 regular season defensive touchdowns during his Baltimore career. Reed's 9 "D-TDs" are the most in Ravens franchise history, while his 7 INT-TDs also rank first.
- Blocked 4 punts in his career, returning 3 for TDs (ties an NFL record).
- Reed tallied 12 multi-INT games (13 including playoffs), tied for the most in the Super Bowl Era (since 1966).
- Owns 9-career postseason INTs, tying the NFL playoff record shared by Charlie Waters, Bill Simpson & Ronnie Lott.
- Finished his career with 699 total tackles, 6 sacks, 154 passes defended, 12 forced fumbles and 10 fumble recoveries. (His 661 total tackles as a Raven rank fourth in team history.)

KEY HONORS

- Super Bowl XLVII Champion
- Nine-time Pro Bowler (2003-04, 2006-12)
- *Associated Press* NFL Defensive Player of the Year (2004)
- *The Sporting News* All-Decade Team (2000s)
- *USA Today* All-Decade Team (2000s)
- *Associated Press* first-team All-Pro (2004, 2006-08, 2010)
- *Associated Press* second-team All-Pro (2003, 2009, 2011)
- *The Sporting News* All-Pro (2003-04, 2006, 2007, 2008, 2010)
- *Pro Football Weekly*/Pro Football Writers Association All-NFL (2004, 2006, 2008, 2010)
- NFL Defensive Player of the Month (Dec. 2008; Dec. 2010)
- AFC Defensive Player of the Month (Nov. 2004; Dec. 2010)
- AFC Defensive Player of the Week (Week 16, 2010; Week 14, 2008; Week 12, 2008; Week 9, 2004)
- AFC Special Teams Player of the Month (November, 2004)
- AFC Special Teams Player of the Week (Week 6, 2003)
- *Pro Football Weekly* All-Rookie team (2002)

NFL INTERCEPTION RETURN YARDS

S Ed Reed's 64 career interceptions rank seventh all time, while his 1,590 INT return yards stand No. 1. Reed also owns the second-best INT return average (24.8) in league history.

ALL-TIME NFL INTERCEPTION RETURN YARDS

Rk.	Player	G	INT	Yards	Avg.	LG	TD
1.	Ed Reed	174	64	1,590	24.8	107t	7
2.	Rod Woodson	238	71	1,483	20.9	98t	12
3.	Darren Sharper	205	63	1,412	22.4	99t	11
4.	Deion Sanders	188	53	1,331	25.1	93t	9
5.	Emlen Tunnell	167	79	1,282	16.2	55t	4
6.	Night Train Lane	157	68	1,207	17.8	80t	5
7.	Paul Krause	226	81	1,185	14.6	81	3

GOING THE DISTANCE

LONGEST INTERCEPTION RETURNS / NFL HISTORY

Rk.	Player	Yards	Date/Game
1.	Ed Reed	107t	11/23/08 vs. Phi.
2.	Ed Reed	106t	11/7/04 vs. Cle.
3.	Vencie Glenn	103t	11/29/87 vs. Den.
	Louis Oliver	103t	10/4/92 at Buf.

WHILE WITH THE RAVENS (2002-12)

While playing in Baltimore from 2002-12, Reed had 61 INTs for 1,541 return yards, the most among all NFL players during this span.

NFL INTERCEPTIONS (2002-12)

Rk.	Player	INT
1.	Ed Reed	61
2.	Asante Samuel	50
3.	Charles Woodson	44

NFL INT RETURN YARDS (2002-12)

Rk.	Player	Yards
1.	Ed Reed	1,541
2.	Darren Sharper	1,143
3.	DeAngelo Hall	789

DUAL INTERCEPTION GAMES

S Ed Reed registered 12 dual-INT games (13 including playoffs) during his career, tied for the most such performances among players in the Super Bowl Era (since 1966).

MOST GAMES WITH 2+ INTERCEPTIONS / SUPER BOWL ERA

Player	2+ INT Games
Ed Reed	12
Paul Krause	12
Johnny Robinson	12
Ronnie Lott	11

RAVENS LEGENDED REED

ED REED CAREER STATISTICS

REGULAR SEASON

Year	Team	GP	GS	TACKLES			SACKS		INTERCEPTIONS					FUMBLES		
				TT	Solo	Asst.	No.	Yards	No.	Yards	LG	TD	PD	FF	FR	Yards
2002	Baltimore	16	16	86	69	17	1.0	3.0	5	167	59	0	13	1	0	0
2003	Baltimore	16	15	92	77	15	1.0	12.0	*7	132	54t	1	*19	1	0	0
2004	Baltimore	16	16	89	80	9	2.0	28.0	**9	**358	106t	1	*17	3	2	44
2005	Baltimore	10	10	40	36	4	0.0	0.0	1	23	23	0	12	0	0	0
2006	Baltimore	16	16	66	61	5	0.0	0.0	5	70	37	1	16	1	1	32
2007	Baltimore	16	16	45	36	9	0.0	0.0	*7	130	32	0	13	0	1	6
2008	Baltimore	16	16	40	32	8	1.0	9.0	**9	*264	^107t	2	15	1	2	27
2009	Baltimore	12	12	54	50	4	0.0	0.0	3	111	52t	1	6	3	1	13
2010	Baltimore	10	10	39	29	10	0.0	0.0	**8	**183	44	0	*16	1	0	0
2011	Baltimore	16	16	52	44	8	1.0	4.0	3	25	16	0	8	1	0	0
2012	Baltimore	16	10	58	49	9	0.0	0.0	*4	78	34t	1	15	0	*3	31
2013	Hou./NYJ	14	10	38	27	11	0.0	0.0	3	49	25	0	4	0	0	0
Totals		174	169	699	590	109	6.0	56.0	#64	^1,590	^107t	7	154	12	10	153

^NFL RECORD

#FRANCHISE RECORD (61 WITH THE RAVENS)

**LED NFL

*LED TEAM

SPECIAL TEAMS TACKLES (8): 2002 (8)

CAREER SINGLE-GAME HIGHS (REGULAR SEASON)

Total Tackles: 14 (9/7/03 at Pit.)	Solo Tackles: 10 2 times (last: 11/16/03 at Mia.)
Sacks: 1 6 times (last: 10/2/11 vs. NYJ)	INTs: 2 12 times (last: 9/11/11 vs. Pit.)
Forced Fumbles: 1 12 times (last: 10/2/11 vs. NYJ)	Fumble Recoveries: 1 10 times (last: 12/2/12 vs. Pit.)
Passes Defensed: 5 (11/28/10 vs. TB)	

Additional Statistics: Returned 29 punts for 204 yards, including 1 return for a 63-yard TD (9/10/07 at Cin.)...Returned a fumble recovery (which he forced) 22 yards for a TD (10/10/04 at Was.)...Posted a safety on 10/1/06 vs. SD...Returned a fumble recovery (which he forced) 22 yards for a TD (12/7/08 vs. Was.)

Punt Blocks: Blocked 4 punts in his career, returning 3 for TDs (tied for NFL record): 9/30/02 vs. Den., first punt block in franchise history; 11/24/02 vs. Ten., returned 11 yards for a TD; 10/12/03 at Ari., returned 22 yards for a TD; 11/23/03 vs. Sea., returned 16 yards for a TD.

POSTSEASON

Year	Team	GP	GS	TACKLES			SACKS		INTERCEPTIONS					FUMBLES		
				TT	Solo	Asst.	No.	Yards	No.	Yards	LG	TD	PD	FF	FR	Yards
2003	Baltimore	1	1	3	3	0	0.0	0.0	1	23	23	0	2	0	0	0
2006	Baltimore	1	1	2	2	0	0.0	0.0	2	0	0	0	3	0	0	0
2008	Baltimore	3	3	7	6	1	0.0	0.0	2	76	64t	1	3	0	0	0
2009	Baltimore	2	2	6	3	3	0.0	0.0	2	63	38	0	3	0	0	0
2010	Baltimore	2	2	7	6	1	0.0	0.0	0	0	0	0	0	0	1	0
2011	Baltimore	2	2	10	9	1	0.0	0.0	1	0	0	0	6	0	0	0
2012	Baltimore	4	4	15	14	1	0.0	0.0	1	6	6	0	3	0	0	0
Totals		15	15	50	43	7	0.0	0.0	9	168	64t	1	20	0	1	0

PLAYOFF BALLHAWK

S Ed Reed tallied 9 INTs in 15 career playoff games, tying for the most all time. Reed's 168 return yards stand fourth all time, while he also posted 50 tackles (43 solo) and 20 PD in postseason play.

POSTSEASON INTERCEPTION LEADERS (NFL History)

Rk.	Player	INT	Yards	TDs	Games
1.	Ed Reed	9	168	1	15
	Ronnie Lott	9	187	2	11
	Bill Simpson	9	149	1	6
	Charlie Waters	9	124	0	10

REED'S CAREER TOUCHDOWNS (14 OVERALL)

Date/Game	Result	Touchdown
09/10/12 vs. Cin.	W	34-yard INT return
10/11/09 vs. Cin.	L	52-yard INT return
1/4/09 at Mia. (WC)	W	64-yard INT return
12/7/08 vs. Was.	W	22-yard FR return
11/23/08 vs. Phi.	W	107-yard INT return (NFL record)
9/21/08 vs. Cle.	W	32-yard INT return
9/10/07 at Cin.	L	63-yard punt return
11/5/06 vs. Cin.	W	25-yard INT return
11/7/04 vs. Cle.	W	106-yard INT return
10/10/04 at Was.	W	22-yard FR return
11/23/03 vs. Sea.	W	16-yard punt block return
10/12/03 at Ari.	W	22-yard punt block return
9/14/03 vs. Cle.	W	54-yard INT return
11/24/02 vs. Ten.	W	11-yard punt block return

ALL-TIME TRADES

MARCH 12, 1996

Traded 1997 fourth-round pick to Seattle for G Jeff Blackshear.

FEBRUARY 14, 1997

Traded T Tony Jones to Denver for Broncos 1997 second-round pick (S Kim Herring).

AUGUST 24, 1997

Ravens traded their 1998 seventh-round pick to Pittsburgh for OL Bernard Dafney.

AUGUST 24, 1997

Traded 1999 seventh-round pick to Philadelphia for G Ben Cavil.

FEBRUARY 14, 1998

Traded 1998 third- and fourth-round picks to Indianapolis for QB Jim Harbaugh and Colts 1998 fourth-round pick.

FEBRUARY 18, 1998

Traded 1999 third-round pick to Tampa Bay for RB Errict Rhett.

MARCH 22, 1999

Traded 1999 third-round pick and conditional 2000 fifth-round pick to Detroit for QB Scott Mitchell.

MARCH 30, 1999

Traded 1999 sixth-round pick to New England for TE Lovett Purnell.

APRIL 17, 1999

Traded 1999 fifth-round pick and 2000 seventh-round pick to St. Louis for QB Tony Banks.

MARCH 16, 2004

In a three-team trade, the Ravens sent a second-round pick to the 49ers in exchange for WR Terrell Owens (3/3), then reached a settlement prior to arbitration when Baltimore acquired a fifth-round compensatory pick from Philadelphia, re-acquired the original second-round pick, and the Eagles' acquired Owens.

APRIL 25, 2004

Traded fourth-round pick to Jacksonville for WR Kevin Johnson.

JUNE 8, 2006

Traded 2007 fourth-round draft pick (128th overall) to Tennessee for QB Steve McNair.

JUNE 19, 2006

Traded 2007 conditional draft pick to Indianapolis for S Jerome Sapp.

MARCH 9, 2007

Traded three draft picks (third and seventh in 2007; third in 2008) to Buffalo for RB Willis McGahee, who signed a six-year deal with the Ravens.

APRIL 27, 2008

Traded 2008 fourth-round draft pick (125th overall) to Oakland for CB Fabian Washington.

MARCH 5, 2010

Traded 2010 third- and fourth-round draft picks to Arizona for WR Anquan Boldin and a 2010 fifth-round draft choice.

SEPTEMBER 1, 2010

Traded 2011 conditional draft pick to Seattle for CB Josh Wilson. (Trade yielded a fifth-round choice for the Seahawks.)

AUGUST 12, 2011

Traded a 2012 fourth-round draft pick to Buffalo for WR Lee Evans.

MARCH 11, 2013

Traded WR Anquan Boldin to San Francisco for a 2013 sixth-round draft choice.

MAY 9, 2013

Traded a conditional 2014 draft choice to Indianapolis in exchange for G/C A.Q. Shipley.

AUGUST 21, 2013

Traded WR/RS David Reed to Indianapolis in exchange for RB Delone Carter.

OCTOBER 3, 2013

Traded a 2014 fourth- and fifth-round pick to Jacksonville in exchange for T Eugene Monroe.

OCTOBER 21, 2013

Traded T Bryant McKinnie to Miami in exchange for a conditional 2015 draft pick.

MARCH 26, 2014

Traded a 2015 draft pick to Tampa Bay in exchange for C Jeremy Zuttah.

MARCH 10, 2015

Traded DT Haloti Ngata and a 2015 seventh-round draft choice to Detroit for 2015 fourth- and fifth-round draft picks.

APRIL 1, 2015

Traded C/G Gino Gradkowski and a 2016 fifth-round draft choice to Denver in exchange for a 2016 fourth-round pick.

SEPTEMBER 5, 2015

Traded C Nick Easton to the San Francisco 49ers in exchange for a 2016 conditional draft pick.

SEPTEMBER 21, 2015

Traded a 2016 seventh-round draft choice to Miami in exchange for CB Will Davis.

OCTOBER 3, 2015


Traded a conditional draft pick to St. Louis in exchange for WR Chris Givens.

MARCH 15, 2017

Traded C Jeremy Zuttah and a 2017 sixth-round pick (198th overall) to San Francisco in exchange for a 2017 sixth-round choice (186th).

APRIL 4, 2017


Traded DT Timmy Jernigan and the 99th-overall selection (a third-round compensatory choice) in the 2017 NFL Draft to Philadelphia in exchange for the 74th-overall pick in the 2017 draft.



In 2006, the Ravens traded a fourth-round draft pick to the Tennessee Titans in exchange for QB Steve McNair, who would go on to lead Baltimore to a franchise-best 13-3 record that season and earn Pro Bowl honors.

ALL-TIME AP HONORS

ASSOCIATED PRESS PLAYERS OF THE YEAR




**LB Peter Boulware – 1997
Defensive Rookie of the Year**




**LB Ray Lewis – 2000 & 2003
Defensive Player of the Year**



**RB Jamal Lewis – 2003
Offensive Player of the Year**



**S Ed Reed – 2004
Defensive Player of the Year**



OLB Terrell Suggs – 2003 Def. Rookie of the Year & 2011 Def. Player of the Year

ASSOCIATED PRESS ALL-PRO HONOREES

Year	Player	Team	Year	Player	Team	Year	Player	Team
1997	T Jonathan Ogden	First	2004	LB Ray Lewis	First	2010	DT Haloti Ngata	First
1998	RS Jermaine Lewis	First	2004	CB Chris McAlister	Second	2010	S Ed Reed	First
1998	LB Ray Lewis	Second	2004	T Jonathan Ogden	Second	2011	FB Vonta Leach	First
1998	T Jonathan Ogden	Second	2004	S Ed Reed	First	2011	DT Haloti Ngata	First
1999	LB Peter Boulware	Second	2006	FB Ovie Mughelli	Second	2011	S Ed Reed	Second
1999	LB Ray Lewis	First	2006	T Jonathan Ogden	Second	2011	RB Ray Rice	Second
1999	T Jonathan Ogden	Second	2006	S Ed Reed	First	2011	LB Terrell Suggs	First
2000	DT Sam Adams	Second	2006	LB Bart Scott	Second	2011	G Marshal Yanda	Second
2000	DE Rob Burnett	Second	2006	K Matt Stover	Second	2012	RS Jacoby Jones	First
2000	LB Ray Lewis	First	2006	LB Adalius Thomas	First	2012	FB Vonta Leach	First
2000	T Jonathan Ogden	First	2007	S Ed Reed	First	2012	DT Haloti Ngata	Second
2000	K Matt Stover	First	2008	LB Ray Lewis	First	2012	G Marshal Yanda	Second
2000	S Rod Woodson	Second	2008	FB Le'Ron McClain	First	2013	K Justin Tucker	First
2001	RS Jermaine Lewis	Second	2008	DT Haloti Ngata	Second	2014	OLB Elvis Dumervil	First
2001	LB Ray Lewis	First	2008	S Ed Reed	First	2014	LB C.J. Mosley	Second
2001	T Jonathan Ogden	Second	2008	LB Terrell Suggs	Second	2014	DT Haloti Ngata	Second
2002	T Jonathan Ogden	First	2009	LB Ray Lewis	First	2014	G Marshal Yanda	First
2003	TE Todd Heap	Second	2009	FB Le'Ron McClain	Second	2015	P Sam Koch	Second
2003	RB Jamal Lewis	First	2009	DT Haloti Ngata	Second	2015	G Marshal Yanda	First
2003	LB Ray Lewis	First	2009	S Ed Reed	Second	2016	LB Zachary Orr	Second
2003	CB Chris McAlister	First	2009	RB Ray Rice	Second	2016	K Justin Tucker	First
2003	T Jonathan Ogden	First	2010	K Billy Cundiff	First	2016	G Marshal Yanda	Second
2003	S Ed Reed	Second	2010	LB Ray Lewis	Second			

ALL-TIME HONORS

PLAYERS OF THE MONTH

Year	Month	Player	Honor	Year	Month	Player	Honor
1998	Sept.	PR Jermaine Lewis	Special Teams	2006	Sept.	K Matt Stover	Special Teams
2000	Sept.	DE Rob Burnett	Defense	2008	Dec.	S Ed Reed	Defense
2000	Nov.	K Matt Stover	Special Teams	2010	Nov.	LB Terrell Suggs	Defense
2000	Dec.	KR/PR Jermaine Lewis	Special Teams	2010	Dec.	S Ed Reed	Defense
2003	Nov.	LB Ray Lewis	Defense	2011	Dec.	LB Terrell Suggs	Defense
2003	Dec.	RB Jamal Lewis	Offense	2012	Nov.	RS Jacoby Jones	Special Teams
2004	Oct.	KR/PR B.J. Sams	Special Teams	2013	Nov.	K Justin Tucker	Special Teams
2004	Nov.	S Ed Reed	Defense	2014	Nov.	K Justin Tucker	Special Teams
2006	Sept.	LB Bart Scott	Defense	2016	Sept.	K Justin Tucker	Special Teams

ROOKIES OF THE MONTH

Year	Month	Player	Honor	Year	Month	Player	Honor
1997	Sept.	LB Peter Boulware	Defense	2008	Nov.	QB Joe Flacco	Offense
2000	Nov.	RB Jamal Lewis	Offense	2009	Dec./Jan.	T Michael Oher	Offense
2003	Sept.	LB Terrell Suggs	Defense	2014	Oct. & Dec.	LB C.J. Mosley (twice)	Defense

PLAYER OF THE WEEK HONORS

Year	Wk.	Player	Honor	Year	Wk.	Player	Honor	Year	Wk.	Player	Honor
1996	1	LB Ray Lewis	Def.	2002	12	LB Ed Hartwell	Def.	2010	9	DT Haloti Ngata	Def.
1996	5	RB Earnest Byner	Off.	2002	13	S Chad Williams	Def.	2010	14	WR/RS David Reed	ST
1996	9	QB Vinny Testaverde	Off.	2003	2	RB Jamal Lewis	Off.	2010	15	RB Ray Rice	Off.
1996	14	WR Derrick Alexander	Off.	2003	6	S Ed Reed	ST	2010	16	S Ed Reed	Def.
1997	9	LB Ray Lewis	Def.	2003	12	QB Anthony Wright	Off.	2011	1	OLB Terrell Suggs	Def.
1997	15	WR/RS Jermaine Lewis	ST	2003	16	RB Jamal Lewis	Off.	2011	3	LB Ray Lewis	Def.
1998	2	CB Rod Woodson	Def.	2003	17	LB Ray Lewis	Def.	2011	4	LB Jarret Johnson	Def.
1998	4	RB Priest Holmes	Off.	2004	7	CB Deion Sanders	Def.	2011	11	WR Torrey Smith	Off.
1998	4	KR Jermaine Lewis	ST	2004	9	S Ed Reed	Def.	2011	12	OLB Terrell Suggs	Def.
1998	10	DE Michael McCrary	Def.	2004	10	QB/P Kordell Stewart	ST	2011	13	RB Ray Rice	Off.
1999	3	LB Peter Boulware	Def.	2004	14	QB Kyle Boller	Off.	2011	14	OLB Terrell Suggs	Def.
1999	11	K Matt Stover	ST	2005	11	K Matt Stover	ST	2011	17	RB Ray Rice	Off.
1999	13	DE Michael McCrary	Def.	2005	13	OLB Terrell Suggs	Def.	2012	1	QB Joe Flacco	Off.
1999	14	WR Qadry Ismail	Off.	2006	1	LB Ray Lewis	Def.	2012	6	RS Jacoby Jones	ST
1999	16	K Matt Stover	ST	2006	10	DE Trevor Pryce	ST	2012	16	RB Ray Rice	Off.
2000	1	DE Rob Burnett	Def.	2006	11	RS B.J. Sams	ST	2013	10	K Justin Tucker	ST
2000	2	QB Tony Banks	Off.	2006	17	CB Chris McAlister	Def.	2013	12	K Justin Tucker	ST
2000	5	S Rod Woodson	Def.	2007	3	WR/RS Yamon Figurs	ST	2013	15	K Justin Tucker	ST
2000	6	K Matt Stover	ST	2007	6	K Matt Stover	ST	2014	3	K Justin Tucker	ST
2000	16	LB Jamie Sharper	Def.	2008	7	OLB Terrell Suggs	Def.	2014	6	QB Joe Flacco	Off.
2000	17	WR/RS Jermaine Lewis	ST	2008	9	QB Joe Flacco	Off.	2014	10	RB Justin Forsett	Off.
2001	3	S Corey Harris	Def.	2008	10	LB Ray Lewis	Def.	2014	12	RB Justin Forsett	Off.
2001	8	K Matt Stover	ST	2008	12	S Ed Reed	Def.	2014	14	OLB Elvis Dumervil	Def.
2001	12	DE Adalius Thomas	Def.	2008	14	S Ed Reed	Def.	2015	4	K Justin Tucker	ST
2001	15	LB Ray Lewis	Def.	2008	16	P Sam Koch	ST	2015	8	K Justin Tucker	ST
2001	17	LB Peter Boulware	Def.	2009	3	LB Brendon Ayanbadejo	Def.	2015	12	S Will Hill III	ST
2002	4	LB Ray Lewis	Def.	2009	15	CB Domonique Foxworth	Def.	2016	2	DE Lawrence Guy	ST
2002	4	CB Chris McAlister	ST	2009	17	RB Willis McGahee	Off.	2016	12	K Justin Tucker	ST
2002	10	WR/RS Lamont Brightful	ST	2010	3	WR Anquan Boldin	Off.				

RAVENS PRO BOWLERS

1996
QB Vinny Testaverde
S Eric Turner

1997
LB Ray Lewis
T Jonathan Ogden

1998
LB Peter Boulware
RS Jermaine Lewis
LB Ray Lewis
DE Michael McCrary
T Jonathan Ogden
ST Bennie Thompson

1999
LB Peter Boulware
LB Ray Lewis
DE Michael McCrary
T Jonathan Ogden
S Rod Woodson

2000
DT Sam Adams
LB Ray Lewis
T Jonathan Ogden
K Matt Stover
S Rod Woodson

2001
DT Sam Adams
RS Jermaine Lewis
LB Ray Lewis
T Jonathan Ogden
TE Shannon Sharpe
S Rod Woodson

2002
T Jonathan Ogden
LB Peter Boulware
TE Todd Heap

2003 (tied KC for most in NFL)

LB Peter Boulware
TE Todd Heap
RB Jamal Lewis
LB Ray Lewis
CB Chris McAlister
T Jonathan Ogden
S Ed Reed
ST Adalius Thomas

2004
T Jonathan Ogden
LB Ray Lewis
CB Chris McAlister
S Ed Reed
LB Terrell Suggs

2005
T Jonathan Ogden

2006
T Jonathan Ogden*
LB Ray Lewis*
CB Chris McAlister
QB Steve McNair*
S Ed Reed
LB Bart Scott
LB Terrell Suggs
LB Adalius Thomas

* Ogden (toe) went to the Pro Bowl but did not play; Scott went instead of Lewis (hand); QB Vince Young (Ten.) went in lieu of McNair.

2007
T Jonathan Ogden
LB Ray Lewis
RB Willis McGahee
S Ed Reed

2008
ST Brendon Ayanbadejo
LB Ray Lewis
FB Le'Ron McClain
S Ed Reed
LB Terrell Suggs

2009
LB Ray Lewis
FB Le'Ron McClain
DT Haloti Ngata
S Ed Reed*
RB Ray Rice

* Reed (injured hip/ankle) did not play.

2010
K Billy Cundiff
LB Ray Lewis
DT Haloti Ngata
S Ed Reed*
OLB Terrell Suggs

* Reed (death in family) did not play.

2011
G Ben Grubbs
FB Vonta Leach
LB Ray Lewis
DT Haloti Ngata
S Ed Reed*
RB Ray Rice*
OLB Terrell Suggs*
G Marshal Yanda

* Reed (injury), Rice (family matter) and Suggs (injury) did not play.

2012
RS Jacoby Jones
FB Vonta Leach
DT Haloti Ngata
S Ed Reed
RB Ray Rice
G Marshal Yanda

2013
DT Haloti Ngata
OLB Terrell Suggs
K Justin Tucker
G Marshal Yanda

2014
OLB Elvis Dumervil
RB Justin Forsett
LB C.J. Mosley
G Marshal Yanda

2015
LS Morgan Cox
OLB Elvis Dumervil
P Sam Koch
G Marshal Yanda

2016
LS Morgan Cox
FB Kyle Juszczyk
LB C.J. Mosley*
K Justin Tucker
S Eric Weddle
G Marshal Yanda
C Jeremy Zuttah

* Mosley (calf injury) did not play



MOST PRO BOWLS	
LB Ray Lewis	13
T Jonathan Ogden	11
S Ed Reed	9
OLB Terrell Suggs	6
G Marshal Yanda	6
DT Haloti Ngata	5
OLB Peter Boulware	4

RING OF HONOR & MAN OF THE YEAR

The Ravens' Ring of Honor, presented by Smyth Jewelers, salutes special inductees at M&T Bank Stadium with banners. Each member is recognized for his extraordinary contributions to the NFL, the Ravens and the Baltimore community.



2015
S ED REED
Nov. 22 vs. St. Louis



2006
LB PETER BOULWARE
Nov. 5 vs. Cincinnati



2014
TE TODD HEAP
Sept. 28 vs. Carolina



2004
DE MICHAEL MCCRARY
Oct. 4 vs. Kansas City



2013
LB RAY LEWIS
Sept. 22 vs. Houston



2003
OWNER ART MODELL
Dec. 28 vs. Pittsburgh



2012
RB JAMAL LEWIS
Sept. 9 vs. Cleveland



2002
EIGHT BALTIMORE COLTS (ALL HALL OF FAMERS)
QB Johnny Unitas
WR Raymond Berry
DT Art Donovan
TE John Mackey
LB Ted Hendricks
Oct. 20 vs. Jacksonville



2011
K MATT STOVER
Nov. 20 vs. Cincinnati



2000
RB EARNEST BYNER
Nov. 26 vs. Cleveland



2008
T JONATHAN OGDEN
Oct. 26 vs. Oakland

Note: Date of ROH Induction Indicated Below Name

WALTER PAYTON NFL MAN OF THE YEAR



The Walter Payton NFL Man of the Year Award recognizes an NFL player for his excellence on and off the field. The award was established in 1970 and then renamed in 1999 after the late Hall of Fame Chicago Bears running back, Walter Payton. Each team nominates one player who has had a significant positive impact on his community. In 2011, Ravens C Matt Birk (left) was presented the prestigious NFL honor.

- | | |
|--|-----------------------|
| 2016 - Steve Smith Sr. | 2008 - Ray Lewis |
| 2015 - Steve Smith Sr. | 2007 - Ray Lewis |
| 2014 - Torrey Smith | 2006 - Ray Lewis |
| 2013 - Torrey Smith | 2005 - Edwin Mulitalo |
| 2012 - Anquan Boldin | 2004 - Ray Lewis |
| 2011 - Matt Birk (NFL Man of the Year) | 2003 - Ray Lewis |
| 2010 - Anquan Boldin | 2002 - Jonathan Ogden |
| 2009 - Ed Reed | 2001 - Mike McCrary |

RAVENS ALL-TIME ROSTER

12	Abney, Derek (WR/RS)	Kentucky, 2004	69	Brown, Leon (G)	Alabama, 2015
95	Adams, Sam (DT)	Texas A&M, 2000-01	14	Brown, Marlon (WR)	Georgia, 2013-15
43	Adams, Vashone (S)	Eastern Michigan, 1996	31	Brown, Omar (S)	Marshall, 2012-13
11	Aiken, Kamar (WR)	Central Florida, 2014-16	78	Brown, Orlando (T)	S. Carolina St., 1996-98, 2003-05
82	Alexander, Derrick (WR)	Michigan, 1996-97	47	Brown, Ricky (LB)	Boston College, 2012
35	Allen, Anthony (RB)	Georgia Tech, 2011-12	49	Bryant, D.J. (LB)	James Madison, 2013
37	Allen, Javorius (RB)	Southern California, 2015-16	10	Bulger, Mark (QB)	West Virginia, 2010
29	Allen, Terry (RB)	Clemson, 2001	54	Burgess, Prescott (LB)	Michigan, 2007-11
38	Ali, Charles (FB)	Arkansas-Pine Bluff, 2009	90	Burnett, Rob (DE)	Syracuse, 1996-2001
66	Anderson, Bennie (OL)	Tennessee State, 2001-04	85	Burrough, Jonathan (TE)	New Mexico, 2001
14	Anderson, Derek (QB)	Oregon State, 2005	17	Butler, Jeremy (WR)	Tennessee-Martin, 2014-15
38	Anderson, Mike (RB)	Utah, 2006-07	28	Butler, Robb (DB)	Robert Morris, 2005
79	Anderson, Willie (T)	Auburn, 2008	31	Byner, Earnest (RB)	East Carolina, 1996-97
88	Armour, Justin (WR)	Stanford, 1999	56	Bynes, Josh (LB)	Auburn, 2011-13
35	Arrington, Kyle (CB)	Hofstra, 2015-16	25	Byrdson, Shawn (DB)	Mississippi State, 2002
70	Arvie, Herman (OL)	Grambling, 1996	56	Caldwell, Mike (LB)	Middle Tennessee State, 1996
74	Atkins, James (OL)	SW Louisiana, 1997-99	12	Campanaro, Michael (WR)	Wake Forest, 2014-16
51	Ayanbadejo, Brendon (LB)	UCLA, 2008-12	39	Canady, Maurice (CB)	Virginia, 2016
30	Ayanbadejo, Obafemi (FB)	San Diego St., 1999-2001	99	Canty, Chris (DE)	Virginia, 2013-15
56	Babin, Jason (OLB)	Western Michigan, 2015	25	Carr, Chris (CB/RS)	Boise State, 2009-11
35	Bailey, Robert (DB)	Miami (FL), 2000	56	Carter, Chris (OLB)	Fresno State, 2015-16
86	Bajema, Billy (TE)	Oklahoma State, 2012-13	22	Carter, Dale (DB)	Tennessee, 2004-05
23	Baldwin, Randy (RB)	Mississippi, 1996	10	Case, Stoney (QB)	New Mexico, 1999
12	Banks, Tony (QB)	Michigan State, 1999-2000	23	Cason, Antoine (CB)	Arizona, 2014
94	Bannan, Justin (DT)	Colorado, 2006-09	65	Cavil, Ben (OL)	Oklahoma, 1997-98
80	Bannister, Alex (WR)	Eastern Kentucky, 2006	65	Caylor, Drew (OL)	Stanford, 2005
50	Barnes, Antwan (LB)	Florida International, 2007-09	92	Chase, Martin (DT)	Oklahoma, 1998-99
28	Baxter, Gary (DB)	Baylor, 2001-04	65	Chester, Chris (G/C)	Oklahoma, 2006-10
12	Beck, John (QB)	BYU, 2009	87	Clark, Dallas (TE)	Iowa, 2013
76	Bernstein, Alex (OL)	Amherst, 1997	55	Clark, Sedric (LB)	Tulsa, 1996
28	Berry, Damien (RB)	Miami (FL), 2011-12	63	Clausell, Blaine (T)	Mississippi State, 2015
45	Beyer, Brennen (OLB)	Michigan, 2015-16	2	Clausen, Jimmy (QB)	Notre Dame, 2015
68	Bilukidi, Christo (DT)	Georgia State, 2014-15	16	Clay, Kaelin (WR/RS)	Utah, 2015-16
77	Birk, Matt (C)	Harvard, 2009-12	89	Clayton, Mark (WR)	Oklahoma, 2005-09
89	Bishop, Harold (TE)	LSU, 1996	81	Coates, Ben (TE)	Livingstone, 2000
69	Blackshear, Jeff (G)	NE Louisiana, 1996-99	53	Cody, Dan (LB/DE)	Oklahoma, 2005-07
11	Blake, Jeff (QB)	East Carolina, 2002	62	Cody, Terrence (DT)	Alabama, 2010-14
74	Bobo, Orlando (OL)	NW Louisiana, 2000-01	63	Collins, Mike (G)	Wake Forest, 2002
81	Boldin, Anquan (WR)	Florida State, 2010-12	49	Collins, Ryan (TE)	St. Thomas (MN), 1999
7	Boller, Kyle (QB)	California, 2003-08	37	Considine, Sean (S)	Iowa, 2012
70	Bolling, Nate (DT)	Wake Forest, 2003	72	Cook, Damion (T)	Bethune-Cookman, 2002-04
36	Booth, Isaac (DB)	California, 1996	26	Cook, Emanuel (S)	South Carolina, 2011-12
67	Boren, Justin (G/C)	Ohio State, 2011	15	Copper, Terrance (WR)	East Carolina, 2008
58	Boulware, Peter (OLB)	Florida State, 1997-2005	51	Correa, Kamalei (LB)	Boise State, 2016
2	Bouman, Todd (QB)	St. Cloud State, 2008	23	Cotton, Kenyon (FB)	SW Louisiana, 1997-98
82	Boyle, Nick (TE)	Delaware, 2015-16	64	Cousins, Oniel (G/T)	UTEP, 2008-10
24	Brady, Donny (DB)	Wisconsin, 1996-98	46	Cox, Morgan (LS)	Tennessee, 2010-16
22	Brew, Dorian (CB)	Kansas, 1996-97	51	Croel, Mike (LB)	Nebraska, 1996
57	Brigance, O.J. (LB)	Rice, 2000	7	Cundiff, Billy (K)	Drake, 2009-11
45	Brightful, Lamont (RS)	E. Washington, 2002-03	1	Cunningham, Randall (QB)	UNLV, 2001
16	Britton, Eddie (WR)	Central State (OH), 1997	80	Curtis, Tony (TE)	Portland State, 2009
44	Brookins, Jason (RB)	Lane College, 2000-01	72	Dafney, Bernard (OL)	Tennessee, 1997
77	Brooks, Ethan (T)	Williams College, 2002-04	91	Dalton, Lionel (DT)	Eastern Michigan, 1998-2001
31	Brooks, Terrence (S)	Florida State, 2014-15	30	Daniel, Eugene (CB)	Louisiana State, 1997
59	Brown, Arthur (LB)	Kansas State, 2013-15	40	Daniel, Robertson (CB)	BYU, 2016
23	Brown, Chykie (CB)	Texas, 2011-14	53	Daniels, Dexter (LB)	Florida, 1996
51	Brown, Cornell (LB)	VA Tech, 1997-2000, 2002-04	30	Daniels, P.J. (RB)	Georgia Tech, 2006-08
18	Brown, Curtis (WR)	Alabama, 1996	81	Daniels, Owen (TE)	Wisconsin, 2014
83	Brown, Daniel (WR/TE)	James Madison, 2015-16	81	Darling, Devard (WR)	Washington State, 2004-07
60	Brown, Jason (G/C)	North Carolina, 2005-08	56	Davis, Anthony (LB)	Utah, 2000

RAVENS ALL-TIME ROSTER

86 Davis, Billy (WR)	Pittsburgh, 1999-2000	37 Gorrer, Danny (DB)	Texas A&M, 2011, 2014
94 Davis, Carl (DT)	Iowa, 2015-16	66 Gradkowski, Gino (C/G)	Delaware, 2012-14
39 Davis, Will (CB)	Utah State, 2015-16	24 Graham, Corey (CB)	New Hampshire, 2012-13
85 DeLong, Greg (HB)	North Carolina, 1999	34 Graham, Jay (RB)	Tennessee, 1997-99
47 Demps, Will (S)	San Diego State, 2002-05	12 Graham, Shayne (K)	West Virginia, 2011
60 DeVries, Jed (OL)	Utah State, 1996	18 Grbac, Elvis (QB)	Michigan, 2001
84 Dickson, Ed (TE)	Oregon, 2010-13	86 Green, Eric (TE)	Liberty, 1996-98
8 Dilfer, Trent (QB)	Fresno State, 2000	95 Green, Howard (DT)	Louisiana State, 2002
87 Dinkins, Darnell (TE)	Pittsburgh, 2004-05	33 Green, Justin (FB)	Montana, 2005-07
96 Divens, Lamar (DT)	Tennessee State, 2008-10	54 Green, Roderick (LB)	Central Missouri St., 2004-05
30 Dixon, Kenneth (RB)	Louisiana Tech, 2016	42 Greenwood, Chris (CB)	Albion, 2014
17 Doss, Tandon (WR)	Indiana, 2011-13	97 Gregg, Kelly (DT)	Oklahoma, 2000-10
94 Douglas, Marques (DL)	Howard, 1999, 2001-04, 2008	59 Greisen, Nick (LB)	Wisconsin, 2007-08
36 Dowden, Corey (DB)	Grambling, 1996	66 Grubbs, Ben (G)	Auburn, 2007-11
38 Draughn, Shaun (RB)	North Carolina, 2013	65 Gurode, Andre (G/C)	Colorado, 2011
80 Drew, Davon (TE)	East Carolina, 2009-11	93 Guy, Lawrence (DE)	Arizona State, 2014-16
62 Ducasse, Vladimir (G)	Massachusetts, 2016	62 Hale, David (G/T)	Weber State, 2008-10
58 Dumervil, Elvis (OLB)	Louisville, 2013-16	58 Haley, Dennis (LB)	Virginia, 2005-06
40 Edison, Pedro (TE)	E. Tennessee State, 2000	95 Hall, Bryan (DT)	Arkansas State, 2012
93 Edwards, Dwan (DE)	Oregon State, 2004-09	81 Hambrick, Kenyon (WR)	Alabama A&M, 2001
33 Elam, Matt (S)	Florida, 2013-16	54 Hamilton, Adrian (OLB)	Prairie View A&M, 2012-13
59 Ellerbe, Dannell (LB)	Georgia, 2009-12	22 Hamlin, Ken (S)	Arkansas, 2010
8 Elling, Aaron (K)	Wyoming, 2005	4 Harbaugh, Jim (QB)	Michigan, 1998
72 Ellison, Atiyah (DT)	Missouri, 2006	70 Harewood, Ramon (G/T)	Morehouse, 2010-12
61 Elmore, John (OL)	Texas, 1997	82 Harper, Justin (WR)	Virginia Tech, 2008-10
85 Ethridge, Ray (WR)	Pasadena City, 1996-97	51 Harris, Bernardo (LB)	North Carolina, 2002-03
29 Evans, Charles (FB)	Clark U. (Atl.), 1999-2000	45 Harris, Corey (S)	Vanderbilt, 1998-2001
83 Evans, Lee (WR)	Wisconsin, 2011	67 Harrison, Chris (G)	Virginia, 1999
61 Everitt, Steve (C)	Michigan, 1996	48 Hartley, Frank (TE)	Illinois, 1996
16 Figurs, Yamon (WR/RS)	Kansas St., 2007-08	56 Hartwell, Edgerton (LB)	Western Illinois, 2001-04
8 Finnerty, Cullen (QB)	Grand Valley State, 2007	6 Hauschka, Steve (K)	North Carolina State, 2008-09
98 Fitch, Zarnell (DT)	TCU, 2007	86 Heap, Todd (TE)	Arizona State, 2001-10
37 Fitzhugh, Keith (S)	Mississippi State, 2009	70 Hellestrae, Dale (LS)	Southern Methodist, 2001
5 Flacco, Joe (QB)	Delaware, 2008-16	69 Henry, Willie (DT)	Michigan, 2016
62 Flynn, Mike (C)	Maine, 1997-2007	67 Hernandez, Adam (OL)	Yale, 1998
71 Folau, Spencer (T)	Idaho, 1996-2000	20 Herring, Kim (S)	Penn State, 1997-2000
78 Footman, Dan (DL)	Florida State, 1996	14 Hester Sr., Devin (WR/RS)	Miami, 2016
48 Ford, Chase (TE)	Miami (FL), 2015	33 Hill III, Will (S)	Florida, 2014-15
29 Forsett, Justin (RB)	California, 2014-16	33 Hoard, Leroy (RB)	Michigan, 1996
91 Fortune, Elliott (DL)	Georgia Tech, 1996	33 Holmes, Priest (RB)	Texas, 1997-2000
24 Foxworth, Domonique (CB)	Maryland, 2009-11	15 Horsey, Albert (WR)	Delaware State, 2001
91 Franklin, Aubrayo (DT)	Tennessee, 2003-06	70 Houser, Kevin (LS)	Ohio State, 2010
38 Franks, Dominique (CB)	Oklahoma, 2014	84 Houshmandzadeh, T.J. (WR)	Oregon State, 2010
97 Frase, Paul (DE)	Syracuse, 1998	66 Hudson, John (LS)	Auburn, 2000
94 Frederick, Mike (DL)	Virginia, 1996-98	42 Huff, Marqueston (S)	Wyoming, 2016
26 Fuller, Corey (CB/S)	Florida State, 2003-04	29 Huff, Michael (S)	Texas, 2013
71 Gaither, Jared (T)	Maryland, 2007-10	33 Hughley, Delvin (CB)	Jacksonville State, 2001
35 Gardner, Carwell (FB)	Louisville, 1996	23 Hunter, Dameon (RB)	Utah, 2002
32 Gash, Sam (FB)	Penn State, 2000-02	23 Hunter, Earnest (RB)	SE Oklahoma, 1996
44 Gaston, Willie (CB)	Houston, 2007	84 Hunter, Javin (WR)	Notre Dame, 2002-03
40 Gerard, K.J. (S)	Northern Arizona, 2009	74 Hurst, James (T)	North Carolina, 2014-16
61 Gibson, Gary (DT)	Rutgers, 2005	80 Hymes, Randy (WR)	Grambling State, 2002-05
80 Gillmore, Crockett (TE)	Colorado State, 2014-16	32 Ihedigbo, James (S)	Massachusetts, 2012-13
13 Givens, Chris (WR)	Wake Forest, 2015	64 Isaia, Sale (G)	UCLA, 1996-98
73 Goad, Tim (DT)	North Carolina, 1996	87 Ismail, Qadry (WR)	Syracuse, 1999-2001
62 Goeas, Leo (OL)	Hawaii, 1997	35 Ivy, Corey (CB)	Oklahoma, 2006-09
50 Goganious, Keith (LB)	Penn State, 1996	29 Jackson, Asa (CB/RS)	Cal Poly, 2012-16
56 Gooden, Tavares (LB)	Miami (FL), 2008-10	50 Jackson, Brad (LB)	Cincinnati, 1998-2001
76 Gordon, Amon (DT)	Stanford, 2007	81 Jackson, Michael (WR)	Southern Miss., 1996-98
85 Gordon, Richard (TE)	Miami (FL), 2015	39 Jacobs, Tramain (CB)	Texas A&M, 2014

RAVENS ALL-TIME ROSTER

54	James, Robert (LB)	Arizona State, 2013	95	Lyle, Rick (DL)	Missouri, 1996
25	Jenkins, DeRon (DB)	Tennessee, 1996-99	29	Lyons, Lamar (DB)	Washington, 1997
6	Jenkins, J.R. (K)	Marshall, 2002	59	Maese, Joe (LS)	New Mexico, 2001-04
66	Jensen, Ryan (G/C)	Colorado State-Pueblo, 2013-16	30	Magee, Terrence (RB)	Louisiana State, 2015
99	Jernigan, Timmy (DT)	Florida State, 2014-16	15	Mallett, Ryan (QB)	Arkansas, 2015-16
39	Johnson, Chris (CB)	Louisville, 2012	29	Martin, Derrick (CB)	Wyoming, 2006-08
55	Johnson, J.R. (LB)	Syracuse, 2002	85	Mason, Derrick (WR)	Michigan State, 2005-10
95	Johnson, Jarret (LB/DE)	Alabama, 2003-11	13	Matthews, Chris (WR)	Kentucky, 2015-16
62	Johnson, Kaleb (G)	Rutgers, 2015	72	Mattison, Bryan (DL/OL)	Iowa, 2008-11
85	Johnson, Kevin (WR)	Syracuse, 2004	17	Maxwell, Marcus (WR)	Oregon, 2008
83	Johnson, Patrick (WR)	Oregon, 1998-2001, 2004-05	16	Mayle, Vince (WR)	Washington State, 2016
83	Johnson, Ron (WR)	Minnesota, 2002-03	58	McAdoo, Michael (OLB)	North Carolina, 2011-12
50	Johnson, Tim (LB)	Youngstown State, 2001, 06	21	McAlister, Chris (CB)	Arizona, 1999-2008
97	Jones, Arthur (DE)	Syracuse, 2010-13	98	McBean, Ryan (DT)	Oklahoma State, 2012
56	Jones, Edgar (LB/TE)	SE Missouri State, 2007-11	37	McCann, Bryan (CB)	Southern Methodist, 2010-11
12	Jones, Jacoby (WR/RS)	Lane College, 2012-14	53	McClain, Jameel (LB)	Syracuse, 2008-13
97	Jones, James (DL)	Northern Iowa, 1996-98	33	McClain, Le'Ron (FB)	Alabama, 2007-10
88	Jones, John (TE)	Indiana (PA), 2000-03	50	McClellan, Albert (LB)	Marshall, 2011-16
31	Jones, Rondell (S)	North Carolina, 1997	54	McCloud, Tyrus (LB)	Louisville, 1997-98
82	Jones, Terry (TE)	Alabama, 2002-05	99	McCrary, Michael (DE)	Wake Forest, 1997-2002
66	Jones, Tony (T)	Western Carolina, 1996	58	McCune, Robert (LB)	Louisville, 2007-08
91	Judon, Matthew (OLB)	Grand Valley State, 2016	47	McDermott, Kevin (LS)	UCLA, 2014
44	Juszczyk, Kyle (FB)	Harvard, 2013-16	23	McGahee, Willis (RB)	Miami (FL), 2007-10
70	Katula, Matt (LS)	Wisconsin, 2005-09	38	McKie, Jason (FB)	Temple, 2010
92	Kaufusi, Bronson (DE)	BYU, 2016	91	McKinney, Brandon (DT)	Michigan State, 2008-11
96	Kemoeatu, Ma'ake (DT)	Utah, 2002-05, 2012	78	McKinnie, Bryant (T)	Miami (FL), 2011-13
12	Kight, Danny (K)	Augusta State, 2001	9	McNair, Steve (QB)	Alcorn State, 2006-07
88	Kinchen, Brian (TE)	Louisiana State, 1996-98	90	McPhee, Pernell (OLB)	Mississippi State, 2011-14
94	Kindle, Sergio (OLB)	Texas, 2010-12	56	Means, Steven (DE)	Buffalo, 2014
34	Knight, Tom (CB)	Iowa, 2002-03	13	Mellette, Aaron (WR)	Elon, 2013
4	Koch, Sam (P)	Nebraska, 2006-16	38	Melvin, Rashaan (CB)	Northern Illinois, 2014-15
60	Kooistra, Scott (G/T)	North Carolina State, 2010	21	Metcalfe, Eric (RB)	Texas, 1996-98
57	Kopp, Jeff (LB)	USC, 1998-99	36	Miles, Jeromy (S)	Massachusetts, 2013-14
74	Kracalik, Mike (T)	San Diego State, 2006-08	30	Miller, Prince (CB)	Georgia, 2010
99	Kruger, Paul (OLB/DE)	Utah, 2009-12	97	Missouri, Dwayne (DE)	Northwestern, 2001
47	Kuhn, Scott (TE)	Louisville, 2008	42	Mitchell, Anthony (DB)	Tuskegee, 1999-2002
37	Lake, Carnell (S)	UCLA, 2001	60	Mitchell, Jeff (C)	Florida, 1997-2000
26	Landry, Dawan (S)	Georgia Tech, 2006-10	19	Mitchell, Scott (QB)	Utah, 1999
38	Langham, Antonio (DB)	Alabama, 1996-97	79	Moll, Tony (G/T)	Nevada, 2009-10
32	Lawrence, Matt (RB)	Massachusetts, 2009-11	60	Monroe, Eugene (T)	Virginia, 2013-15
44	Leach, Vonta (FB)	East Carolina, 2011-13	9	Montgomery, Greg (P)	Michigan State, 1996-97
82	LeBel, Harper (TE)	Colorado State, 1998	10	Moore, Chris (WR)	Cincinnati, 2016
36	Leonhard, Jim (S)	Wisconsin, 2008	84	Moore, Clarence (WR)	Northern Arizona, 2004-06
41	Levine Sr., Anthony (DB/LB)	Tennessee State, 2012-16	27	Moore, Stevon (S)	Mississippi, 1996-99
79	LeVoi, Mark (OL)	Notre Dame, 2011	16	Morgan, Joe (WR)	Walsh, 2015
72	Lewis, Alex (G/T)	Nebraska, 2016	33	Morris, Byron "Bam" (RB)	Texas Tech, 1996-97
31	Lewis, Jamal (RB)	Tennessee, 2000-06	33	Morrow, Harold (FB)	Auburn, 2003-04
84	Lewis, Jermaine (WR)	Maryland, 1996-2001	57	Mosley, C.J. (LB)	Alabama, 2014-16
23	Lewis, Kendrick (S)	Mississippi, 2015-16	43	Mostert, Raheem (RB/RS)	Purdue, 2015
52	Lewis, Ray (LB)	Miami (FL), 1996-2012	27	Mouton, Cash (CB)	Louisiana-Monroe, 2005
31	Lewis-Harris, Chris (CB)	Chattanooga, 2016	34	Mughelli, Ovie (FB)	Wake Forest, 2003-06
95	Lewis-Moore, Kapron (DE)	Notre Dame, 2013-15	64	Mulitalo, Edwin (G)	Arizona, 1999-2006
61	Lindsay, Everett (OL)	Mississippi, 1999	16	Murphy, Nick (P)	Arizona State, 2004
5	Lloyd, Rhys (K)	Minnesota, 2007	43	Nakamura, Haruki (S)	Cincinnati, 2008-11
50	Lopez, Nicholas (LB)	Texas Southern, 1997	11	Nash, Marcus (WR)	Tennessee, 1999-2000
59	Louis, Lamar (LB)	LSU, 2016	42	Neal, Lorenzo (FB)	Fresno State, 2008
35	Love, Clarence (DB)	Toledo, 1999-2000	63	Ndukwe, Ikechuku (G)	Northwestern, 2006-07
6	Lucas, Ray (QB)	Rutgers, 2003	6	Nedney, Joe (K)	San Jose State, 1999
39	Luchey, Nick (FB)	Miami (FL), 2006	56	Nelson, Jim (LB)	Penn State, 2005
49	Luckett, Cavellis (LB)	Middle Tennessee State, 2016	67	Nembot, Stephane (T)	Colorado, 2016

RAVENS ALL-TIME ROSTER

67 Neujahr, Quentin (C)	Kansas State, 1996-97	39 Ricard, Alan (FB)	NE Louisiana, 2000-05
92 Ngata, Haloti (DT)	Oregon, 2006-14	27 Rice, Ray (RB)	Rutgers, 2008-14
82 Nordin, Jake (TE)	Northern Illinois, 2007	5 Richardson, Kyle (P)	Arkansas State, 1998-2001
42 Norton, Zach (CB)	Cincinnati, 2004-05	14 Richardson, Wally (QB)	Penn State, 1997-98
95 Nugent, Dave (DE)	Purdue, 2002	9 Richey, Wade (K)	Louisiana State, 2003-04
89 Ofodile, A.J. (TE)	Missouri, 1996-99	69 Rimpf, Brian (G)	East Carolina, 2004-06
87 Ogden, Jeff (WR)	Eastern Washington, 1996-99	30 Robertson, Rob (FB)	Northwestern State (LA), 1998
75 Ogden, Jonathan (T)	UCLA, 1996-2007	61 Robinson, Kareem (DE)	Tenn.-Chattanooga, 1998
25 Oglesby, Evan (CB)	North Alabama, 2005-06, 2008	87 Robinson, Marcus (WR)	South Carolina, 2003
74 Oher, Michael (T)	Mississippi, 2009-13	69 Rodgers, Stefan (G/T)	Lambuth, 2010
56 Olsavsky, Jerry (LB)	Pittsburgh, 1998	83 Roe, James (WR)	Norfolk State, 1996-98
48 Onwuasor, Patrick (LB)	Portland State, 2016	38 Rolle, Jumal (CB)	Catawba, 2015-16
54 Orr, Zachary (LB)	North Texas, 2014-16	22 Rolle, Samari (CB)	Florida State, 2005-09
72 Osemele, Kelechi (G/T)	Iowa State, 2012-15	38 Ross, Aaron (CB)	Texas, 2014
6 Otis, Scott (QB)	Glenville St. (WV), 1996	40 Ross, Cory (RB)	Nebraska, 2006-07
72 Parker, J'Vonne (DT)	Rutgers, 2007	10 Ross, Jeremy (WR)	California, 2015
91 Parker, Riddick (DE)	North Carolina, 2002-03	95 Salave'a, Joe (DT)	Arizona, 2003
34 Parmele, Jalen (RB)	Toledo, 2008-10	36 Sams, B.J. (DB/RS)	McNeese State, 2004-07
30 Paschal, Marcus (S)	Iowa, 2009	67 Sanders, Daniel (G/C)	Colorado, 2010
79 Pashos, Tony (T)	Illinois, 2003-06	37 Sanders, Deion (CB)	Florida State, 2004-05
59 Payne, Rod (C)	Michigan, 2000	81 Sanders, Frank (WR)	Auburn, 2003
18 Perriman, Breshad (WR)	Central Florida, 2015-16	42 Sapp, Gerome (S)	Notre Dame, 2003, 2006-07
25 Perryman, Raymond (S)	Northern Arizona, 2002	80 Savoy, Phil (WR)	Colorado, 1998
53 Peters, Tyrell (LB)	Oklahoma, 1997-99	48 Scales, Patrick (LS)	Utah State, 2014
24 Phillips, Anwar (CB)	Penn State, 2008	8 Schaub, Matt (QB)	Virginia, 2015
58 Phillips, Jason (LB)	TCU, 2009-11	57 Scott, Bart (LB)	Southern Illinois, 2002-08
81 Pierce, Aaron (TE)	Washington, 1999	34 Scott, Bernard (RB)	Abilene Christian, 2013
30 Pierce, Bernard (RB)	Temple, 2012-14	72 Searcy, Leon (T)	Miami (FL), 2001
78 Pierce, Michael (DT)	Samford, 2016	93 Sears, Corey (DL)	Mississippi State, 1996
88 Pitta, Dennis (TE)	BYU, 2010-16	82 Sharpe, Shannon (TE)	Savannah State, 2000-01
24 Pittman, David (CB)	Northwestern State, 2006-07	55 Sharper, Jamie (LB)	Virginia, 1997-2001
98 Pleasant, Anthony (DE)	Tennessee State, 1996	68 Shipley, A.Q. (G/C)	Penn State, 2013
43 Poindexter, Anthony (S)	Virginia, 1999-2000	87 Singleton, Nate (WR)	Grambling State, 1997
31 Pollard, Bernard (S)	Purdue, 2011-12	98 Siragusa, Tony (DT)	Pittsburgh, 1997-2001
50 Polley, Tommy (LB)	Florida State, 2005	94 Simon, John (OLB)	Ohio State, 2013
24 Porter, Alvin (DB)	Oklahoma State, 2001-02	69 Slaughter, Chad (T)	Alcorn State, 2008
42 Potts, Roosevelt (FB)	NE Louisiana, 1998	53 Slaughter, T.J. (LB)	So. Mississippi, 2003-04
76 Powell, Carl (DE)	Louisville, 2000	51 Smith, Daryl (LB)	Georgia Tech, 2013-15
59 Powell, Craig (LB)	Ohio State, 1996	96 Smith, Fernando (DE)	Jackson State, 1999
26 Powers, Jerraud (CB)	Auburn, 2016	22 Smith, Jimmy (CB)	Colorado, 2011-16
27 Price, Sheldon (CB)	UCLA, 2015-16	73 Smith, Lawrence (T)	Tennessee State, 2002
27 Prude, Ronnie (CB)	Louisiana State, 2006-07	82 Smith, L.J. (TE)	Rutgers, 2009
90 Pryce, Trevor (DE)	Clemson, 2006-10	11 Smith, Marcus (WR)	New Mexico, 2008-10
80 Purnell, Lovett (TE)	West Virginia, 1999	51 Smith, Mike (LB)	Texas Tech, 2005-07
61 Rabach, Casey (C/G)	Wisconsin, 2001-04	32 Smith, Musa (RB)	Georgia, 2003-07
67 Rackley, Will (G)	Lehigh, 2014	82 Smith, Torrey (WR)	Maryland, 2011-14
34 Rainey, Bobby (RB)	Western Kentucky, 2012	88 Smith, Trent (TE)	Oklahoma, 2003-04
93 Redding, Cory (DE)	Texas, 2010-11	10 Smith, Troy (QB)	Ohio State, 2007-09
7 Redman, Chris (QB)	Louisville, 2000-03	90 Smith, Za'Darius (OLB)	Kentucky, 2015-16
33 Redmon, Tellis (RB)	Minnesota, 2002	89 Smith Sr., Steve (WR)	Utah, 2014-16
16 Reed, David (WR/RS)	Utah, 2010-12	43 Solwold, Mike (LS)	Wisconsin, 2003-04
20 Reed, Ed (S)	Miami (FL), 2002-12	96 Spears, Marcus (DE)	Louisiana State, 2013
76 Reid, Jah (G/T)	Central Florida, 2011-14	18 Stallworth, Donte' (WR)	Tennessee, 2010
85 Reisner, Allen (TE)	Iowa, 2015	79 Stanley, Ronnie (T)	Notre Dame, 2016
77 Reitz, Joe (T)	Western Michigan, 2008	14 St. Pierre, Brian (QB)	Boston College, 2005
7 Renner, Bryn (QB)	North Carolina, 2015	11 Stark, Jon (QB)	Trinity International, 1996
86 Reuland, Konrad (TE)	Stanford, 2014-15	22 Starks, Duane (CB)	Miami, 1998-2001
81 Reynolds, Keenan (WR/RS)	Navy, 2016	41 Staten, Ralph (S)	Alabama, 1997-98
79 Reynolds, Micajah (DT)	Michigan State, 2015	24 Stewart, Darian (S)	South Carolina, 2014
32 Rhett, Errict (RB)	Florida, 1998-99	10 Stewart, Kordell (QB)	Colorado, 2004-05

RAVENS ALL-TIME ROSTER

56	Stills, Gary (LB)	West Virginia, 2006-07	82	Watson, Benjamin (TE)	Georgia, 2016
80	Stokley, Brandon (WR)	SW Louisiana, 1999-2002, 2013	98	Weaver, Anthony (DE)	Notre Dame, 2002-05
39	Stone, Daren (S)	Maine, 2008	21	Webb, Lardarius (DB)	Nicholls State, 2009-16
3	Stover, Matt (PK)	Louisiana Tech, 1996-2008	79	Webster, Larry (DL)	Maryland, 1996-2001
11	Streeter, Tommy (WR)	Miami (FL), 2012	32	Weddle, Eric (S)	Utah, 2016
55	Suggs, Terrell (OLB)	Arizona State, 2003-16	77	Wesley, De'Ondre (G/T)	BYU, 2015-16
84	Supernaw, Phillip (TE)	Ouachita Baptist, 2014	28	West, Terrance (RB)	Towson, 2015-16
54	Sutter, Ed (LB)	Northwestern, 1996	12	Wheelwright, Ernie (WR)	Minnesota, 2008
70	Swayne, Harry (T)	Rutgers, 1999-2000	30	White, Jamel (RB)	South Dakota, 2004-05
88	Sypniewski, Quinn (TE)	Colorado, 2006-09	40	Whitehead, Jermaine (DB)	Auburn, 2015
63	Szalay, Thatcher (C)	Montana, 2005	83	Wilcox, Daniel (TE)	Appalachian State, 2004-08
98	Talavou, Kelly (DT)	Utah, 2008-10	54	Wilkinson, Calvin (LB)	Temple, 2000
34	Taliaferro, Lorenzo (RB)	Coastal Carolina, 2014-16	63	Williams, Bobbie (G)	Arkansas, 2012
22	Tate, Robert (CB)	Cincinnati, 2002	98	Williams, Brandon (DT)	Missouri Southern St., 2013-16
29	Taylor, Chester (RB)	Toledo, 2002-05	80	Williams, Calvin (WR)	Purdue, 1996
92	Taylor, Leland (DL)	Louisville, 1997	29	Williams, Cary (CB)	Washburn, 2009-12
54	Taylor, Shannon (LB)	Virginia, 2001-02	49	Williams, Chad (S)	Southern Mississippi, 2002-05
89	Taylor, Travis (WR)	Florida, 2000-04	47	Williams, Chavis (OLB)	Alabama, 2011
2	Taylor, Tyrod (QB)	Virginia Tech, 2011-14	87	Williams, Demetrius (WR)	Oregon, 2006-09
78	Terry, Adam (T)	Syracuse, 2005-09	76	Williams, Erik (OL)	Central State (OH), 2001
12	Testaverde, Vinny (QB)	Miami (FL), 1996-97	57	Williams, Jerroll (LB)	Purdue, 1996
96	Thomas, Adalius (DE/LB)	So. Mississippi, 2000-06	36	Williams, John (CB)	Southern, 1997-98
72	Thomas, Benard (DE)	Nebraska, 2005	15	Williams, LaQuan (WR)	Maryland, 2011-12
65	Thomas, Jason (G)	Hampton, 2001-03	87	Williams, Maxx (TE)	Minnesota, 2015-16
37	Thompson, Bennie (DB)	Grambling, 1996-99	23	Williams, Moe (RB)	Kentucky, 2001
33	Thompson, Christian (S)	South Carolina State, 2012-13	34	Williams, Ricky (RB)	Texas, 2011
83	Thompson, Deonte (WR/RS)	Florida, 2012-14	72	Williams, Sammy (OL)	Oklahoma, 1998-2001
16	Thompson, Germany (WR)	New Mexico, 2000	63	Williams, Wally (OL)	Florida A&M, 1996-98
92	Thompson, Zach (OLB)	Wake Forest, 2015	17	Willis, Matt (WR)	UCLA, 2007
43	Toussaint, Fitzgerald (RB)	Michigan, 2014	37	Wilson, Josh (CB)	Maryland, 2010
38	Trapp, James (DB)	Clemson, 1999-2002	47	Wilson, Julian (S)	Oklahoma, 2015
28	Trawick, Brynden (S)	Troy, 2013-15	87	Wilson, Kris (TE)	Pittsburgh, 2011
9	Tucker, Justin (K)	Texas, 2012-16	28	Winborne, Jamaine (DB)	Virginia, 2005-07
29	Turner, Eric (DB)	UCLA, 1996	59	Woodfin, Zac (LB)	Ala.-Birmingham, 2005
87	Turner, Floyd (WR)	Northwestern State (LA), 1996-98	26	Woodson, Rod (CB/S)	Purdue, 1998-2001
17	Tyree, David (WR)	Syracuse, 2009	81	Worthy, Cam (WR)	East Carolina, 2015
93	Tyson, DeAngelo (DE)	Georgia, 2012-14	2	Wright, Anthony (QB)	South Carolina, 2002-05
91	Upshaw, Courtney (OLB)	Alabama, 2012-15	24	Wright, Shareece (CB)	Southern California, 2015-16
96	Urban, Brent (DE)	Virginia, 2014-16	85	Wynn, Milton (WR)	Washington State, 2002
64	Urschel, John (G/C)	Penn State, 2014-16	73	Yanda, Marshal (G/T)	Iowa, 2007-16
40	Vaughn, Cassius (CB)	Mississippi, 2015	80	Yarborough, Ryan (WR)	Wyoming, 1997-98
77	Vickers, Kipp (OL)	Miami, 2000-01	36	Young, Tavon (CB)	Temple, 2016
80	Vickers, Lee (TE)	North Alabama, 2007	15	Zastudil, Dave (P)	Ohio, 2002-05
68	Vincent, Keydrick (G)	Mississippi, 2005-06	28	Zbikowski, Tom (S)	Notre Dame, 2008-11
44	Vinson, Tony (RB)	Towson, 1997-99	10	Zeier, Eric (QB)	Georgia, 1996-98
33	Waddell, Reggie (DB)	W. Illinois, 2001	70	Zielinski, Matt (DT)	Duke, 2004
71	Wagner, Rick (T)	Wisconsin, 2013-16	63	Zitelli, Emmett (C)	Purdue, 1999
88	Wainwright, Frank (TE)	N. Colorado, 1999-2000	53	Zuttah, Jeremy (C)	Rutgers, 2014-16
79	Walker, Casey (DT)	Oklahoma, 2014			
41	Walker, Frank (CB)	Tuskegee, 2008-09			
25	Walker, Tray (CB)	Texas Southern, 2015			
17	Wallace, Mike (WR)	Mississippi, 2016			
84	Waller, Darren (WR/TE)	Georgia Tech, 2015-16			
38	Walls, Raymond (CB)	Southern Mississippi, 2003-04			
46	Ward, B.J. (S)	Florida State, 2005			
95	Ward, Chris (DL)	Kentucky, 1997			
85	Ward, Dedric (WR/RS)	Northern Iowa, 2003			
31	Washington, Fabian (CB)	Nebraska, 2008-10			
93	Washington, Keith (DE)	UNLV, 1997-2000			
15	Washington, Kelley (WR)	Tennessee, 2009			

Note: The all-time alphabetical roster lists the last-known in-season jersey number worn by a player. The roster includes every year a player was on the team, whether active, IR or PUP list. Additionally, if a player was on the Ravens' 53-man roster at any time, he appears. (However, the roster does not include players who solely spent time on the practice squad or in training camp.)

The all-time numerical roster on the following pages lists all of the jersey numbers worn by a Raven. An example would be NT Kelly Gregg, who wore both 73 and 97 jerseys.

ALL-TIME ROSTER BY JERSEY NUMBER

1	Cunningham, Randall	QB	Givens, Chris	WR	Hunter, Dameon	RB
2	Bouman, Todd	QB	Matthews, Chris	WR	Hunter, Earnest	RB
	Clausen, Jimmy	QB	Mellette, Aaron	WR	Lewis, Kendrick	S
	Taylor, Tyrod	QB	14 Anderson, Derek	QB	McGahee, Willis	RB
	Wright, Anthony	QB	Brown, Marlon	WR	Williams, Moe	RB
3	Stover, Matt	K	Harper, Justin	WR	Winborne, Jamaine	DB
4	Harbaugh, Jim	QB	Hester Sr., Devin	WR/RS	24 Arrington, Kyle	CB
	Koch, Sam	P	Richardson, Wally	QB	Brady, Donny	DB
5	Flacco, Joe	QB	St. Pierre, Brian	QB	Carter, Dale	CB
	Lloyd, Rhys	K	Stokley, Brandon	WR	Foxworth, Domonique	CB
	Richardson, Kyle	P	15 Armour, Justin	WR	Graham, Corey	CB
6	Hauschka, Steve	K	Campanaro, Michael	WR	Phillips, Anwar	CB
	Jenkins, J.R.	K	Copper, Terrance	WR	Pittman, David	CB
	Nedney, Joe	K	Horsey, Albert	WR	Porter, Alvin	DB
	Otis, Scott	QB	Mallett, Ryan	QB	Stewart, Darian	S
7	Boller, Kyle	QB	Washington, Kelley	WR	Wright, Shareece	CB
	Cundiff, Billy	K	Williams, LaQuan	WR	25 Carr, Chris	CB/RS
	Mallett, Ryan	QB	Zastudil, Dave	P	Cook, Emanuel	S
	Redman, Chris	QB	16 Britton, Eddie	WR	Jackson, Asa	CB/RS
	Renner, Bryn	QB	Clay, Kaelin	WR/RS	Jenkins, De'Ron	DB
8	Boller, Kyle	QB	Figurs, Yamon	WR/RS	Love, Clarence	DB
	Dilfer, Trent	QB	Mayle, Vince	WR	Oglesby, Evan	CB
	Elling, Aaron	K	Moore, Clarence	WR	Walker, Tray	CB
	Finnerty, Cullen	QB	Morgan, Joe	WR	Zbikowski, Tom	S
	Schaub, Matt	QB	Reed, David	WR/RS	26 Cook, Emanuel	S
9	McNair, Steve	QB	Thompson, Germany	WR	Elam, Matt	S
	Montgomery, Greg	P	Wynn, Milton	WR	Fuller, Corey	CB/S
	Richey, Wade	K	17 Butler, Jeremy	WR	Holmes, Priest	RB
	Tucker, Justin	K	Doss, Tandon	WR	Landry, Dawan	S
10	Bulger, Marc	QB	Maxwell, Marcus	WR	Powers, Jerraud	CB
	Case, Stoney	QB	Tyree, David	WR	Woodson, Rod	CB/S
	Moore, Chris	WR	Wallace, Mike	WR	27 Jackson, Asa	CB/RS
	Ross, Jeremy	WR	Willis, Matt	WR	Moore, Stevon	S
	Smith, Troy	QB	18 Brown, Curtis	WR	Mouton, Cash	CB
	Stewart, Kordell	QB	Grbac, Elvis	QB	Price, Sheldon	CB
	Zeier, Eric	QB	Perriman, Breshad	WR	Prude, Ronnie	CB
11	Aiken, Kamar	WR	Stallworth, Donte'	WR	Rice, Ray	RB
	Blake, Jeff	QB	19 Mitchell, Scott	QB	Sapp, Gerome	S
	Darling, Devard	WR	20 Herring, Kim	S	West, Terrance	RB
	Johnson, Patrick	WR	Reed, Ed	S	28 Baxter, Gary	DB
	Nash, Marcus	WR	21 Byner, Earnest	RB	Berry, Damien	RB
	Smith, Marcus	WR	McAlister, Chris	CB	McAlister, Chris	CB
	Smith, Troy	QB	Metcalfe, Eric	RB	Trawick, Brynden	S
	Stark, Jon	QB	Webb, Lardarius	CB	West, Terrance	RB
	Stokley, Brandon	WR	Williams, John	CB	Winborne, Jamaine	DB
12	Abney, Derek	WR/RS	22 Brew, Dorian	DB	Zbikowski, Tom	S
	Banks, Tony	QB	Carter, Dale	DB	29 Allen, Terry	RB
	Beck, John	QB	Hamlin, Ken	S	Evans, Charles	FB
	Campanaro, Michael	WR	Knight, Tom	CB	Forsett, Justin	RB
	Graham, Shayne	K	Rolle, Samari	CB	Huff, Michael	S
	Jones, Jacoby	WR/RS	Smith, Jimmy	CB	Jackson, Asa	CB
	Kight, Danny	K	Starks, Duane	CB	Lyons, Lamar	DB
	St. Pierre, Brian	QB	Tate, Robert	CB	Martin, Derrick	CB
	Testaverde, Vinny	QB	23 Baldwin, Randy	RB	Taylor, Chester	RB
	Waller, Darren	TE/WR	Brown, Chykie	CB	Turner, Eric	DB
	Wheelwright, Ernie	WR	Cason, Antoine	CB	Williams, Cary	CB
13	Davis, Billy	WR	Cotton, Kenyon	FB	30 Ayanbadejo, Obafemi	FB

ALL-TIME ROSTER BY JERSEY NUMBER

	Daniel, Eugene..... CB		Miles, Jeromy..... S		Nakamura, Haruki..... S
	Daniels, P.J. RB		Sams, B.J. DB/RS		Poindexter, Anthony..... S
	Dixon, Kenneth RB		Williams, John..... CB		Solwold, Mike..... LS
	Magee, Terrence..... RB		Young, Tavon..... CB		Toussaint, Fitzgerald..... RB
	Miller, Prince..... CB	37	Allen, Javorius..... RB	44	Brookins, Jason..... RB
	Paschal, Marcus..... S		Considine, Sean..... S		Gaston, Willie..... CB
	Pierce, Bernard..... RB		Fitzhugh, Keith..... S		Juszczyk, Kyle..... FB
	Robertson, Rob..... FB		Gorrer, Danny..... CB		Leach, Vonta..... FB
	White, Jamel..... RB		Lake, Carnell..... S		Vinson, Tony..... RB
31	Brooks, Terrence..... S		McCann, Bryan..... CB/RS		Wilcox, Daniel..... TE
	Brown, Omar..... S		McClain, Le’Ron..... FB	45	Beyer, Brennen..... OLBx
	Jones, Rondell..... S		Sanders, Deion..... CB		Brightful, Lamont..... RS
	Lewis, Jamal..... RB		Thompson, Bennie..... DB		Harris, Corey..... S
	Lewis-Harris, Chris..... CB		Waddell, Reggie..... DB	46	Cox, Morgan..... LS
	Pollard, Bernard..... S		Wilson, Josh..... CB		Ward, B.J..... S
	Washington, Fabian..... CB	38	Ali, Charles..... FB	47	Brown, Ricky..... LB
32	Gash, Sam..... FB		Anderson, Mike..... RB		Demps, Will..... S
	Ihedigbo, James..... S		Brown, Omar..... S		Hunter, Javin..... WR/CB
	Lawrence, Matt..... RB		Butler, Robb..... DB		Jones, John..... TE
	Price, Sheldon..... CB		Draughn, Shaun..... RB		Kuhn, Scott..... TE
	Rhett, Errict..... RB		Franks, Dominique..... CB		McDermott, Kevin..... LS
	Smith, Musa..... RB		Langham, Antonio..... DB		Williams, Chavis..... OLB
	Weddle, Eric..... S		McKie, Jason..... FB		Wilson, Julian..... S
33	Elam, Matt..... S		Melvin, Rashaan..... CB	48	Collins, Ryan..... TE
	Green, Justin..... FB		Parmele, Jalen..... RB		Edison, Pedro..... TE
	Hill III, Will..... S		Rolle, Jumal..... CB		Ford, Chase..... TE
	Hoard, Leroy..... RB		Ross, Aaron..... CB		Gooden, Tavares..... LB
	Holmes, Priest..... RB		Trapp, James..... DB		Hartley, Frank..... TE
	Hughley, Delvin..... CB		Walls, Raymond..... CB		Johnson, Tim..... LB
	McClain, Le’Ron..... FB	39	Canady, Maurice..... CB		Jones, Edgar..... LB/TE
	Morris, Byron “Bam”..... RB		Davis, Will..... CB		McClain, Jameel..... LB
	Morrow, Harold..... FB		Jacobs, Tramain..... CB		Onwuasor, Patrick..... LB
	Thompson, Christian..... S		Johnson, Chris..... CB		Purnell, Lovett..... TE
	Waddell, Reggie..... DB		Luchey, Nick..... FB		Scales, Patrick..... LS
34	Graham, Jay..... RB		Ricard, Alan..... FB		Williams, Chad..... S
	Knight, Tom..... CB		Stone, Daren..... S	49	Bryant, D.J..... OLB
	Mughelli, Ovie..... FB	40	Cotton, Kenyon..... FB		Lockett, Cavellis..... LB
	Parmele, Jalen..... RB		Daniel, Robertson..... CB	50	Barnes, Antwan..... LB
	Rainey, Bobby..... RB		Edison, Pedro..... TE		Goganious, Keith..... LB
	Ross, Cory..... RB		Gerard, K.J..... S		Jackson, Brad..... LB
	Scott, Bernard..... RB		Juszczyk, Kyle..... FB		Johnson, Tim..... LB
	Taliaferro, Lorenzo..... RB		Ross, Cory..... RB		Lopez, Nicholas..... LB
	Williams, John..... CB		Vaughn, Cassius..... CB		McClellan, Albert..... LB
	Williams, Ricky..... RB		Whitehead, Jermaine..... CB		Polley, Tommy..... LB
35	Allen, Anthony..... RB	41	Levine Sr., Anthony..... DB/LB	51	Ayanbadejo, Brendon..... LB
	Arrington, Kyle..... CB		Staten, Ralph..... S		Brown, Cornell..... LB
	Bailey, Robert..... DB		Walker, Frank..... CB		Correa, Kamalei..... LB
	Gardner, Carwell..... FB	42	Brew, Dorian..... DB		Croel, Mike..... LB
	Ivy, Corey..... CB		Greenwood, Chris..... CB		Harris, Bernardo..... LB
	Love, Clarence..... DB		Huff, Marqueston..... S		Smith, Daryl..... LB
	Waddell, Reggie..... DB		Mitchell, Anthony..... DB		Smith, Mike..... LB
	Wright, Shareece..... CB		Neal, Lorenzo..... FB	52	Lewis, Ray..... LB
36	Booth, Isaac..... DB		Norton, Zach..... CB	53	Cody, Dan..... LB/DE
	Dowden, Corey..... DB		Potts, Roosevelt..... FB		Daniels, Dexter..... LB
	Gorrer, Danny..... CB		Sapp, Gerome..... S		McClain, Jameel..... LB
	Leonhard, Jim..... S	43	Adams, Vashone..... S		Peters, Tyrell..... LB
	McCann, Bryan..... CB		Mostert, Raheem..... RB		Slaughter, T.J..... LB

ALL-TIME ROSTER BY JERSEY NUMBER

	Zuttah, Jeremy C	Rabach, Casey C/G	71	Folau, Spencer T	
54	Burgess, Prescott LB	Robinson, Kareem DE		Gaither, Jared T	
	Green, Roderick LB	62	Cody, Terrence DT	Wagner, Rick T	
	Hamilton, Adrian OLB		Ducassee, Vladimir G	72	Cook, Damion T
	James, Robert LB		Flynn, Mike C		Dafney, Bernard OL
	Johnson, Tim LB		Goeas, Leo OL		Ellison, Atiyah DT
	McCloud, Tyrus LB		Hale, David G/T		Lewis, Alex G/T
	Orr, Zachary LB		Johnson, Kaleb G		Mattison, Bryan DL/OL
	Sutter, Ed LB	63	Cody, Terrence DT		Osemele, Kelechi G/T
	Taylor, Shannon LB		Collins, Mike G		Parker, J'vonne DT
	Wilkinson, Calvin LB		Ndukwe, Ikechuku G		Searcy, Leon T
55	Clark, Sedric LB		Szalay, Thatcher C		Thomas, Benard DE
	Johnson, J.R. LB		Williams, Bobbie G		Williams, Sammy OL
	Sharper, Jamie LB		Williams, Wally OL	73	Goad, Tim DT
	Suggs, Terrell OLB		Zitelli, Emmett C		Gregg, Kelly DT
56	Babin, Jason OLB	64	Cousins, Oniel G/T		Yanda, Marshal G/T
	Bynes, Josh LB		Isaia, Sale G	74	Atkins, James OL
	Caldwell, Mike LB		Mulitalo, Edwin G		Bobo, Orlando OL
	Carter, Chris OLB		Urschel, John G/C		Hurst, James T
	Davis, Anthony LB	65	Cavil, Ben OL		Kracalik, Mike T
	Gooden, Tavares LB		Caylor, Drew OL		Oher, Michael T
	Haley, Dennis LB		Chester, Chris C/G		Webster, Larry DT
	Hartwell, Edgerton LB		Gurode, Andre G/C		Williams, Larry DT
	Jones, Edgar OLB		Thomas, Jason G	75	Ogden, Jonathan T
	Means, Steven DE	66	Anderson, Bennie OL	76	Bernstein, Alex OL
	Nelson, Jim LB		Bolling, Nate DT		Gordon, Amon DT
	Olsavsky, Jerry LB		Gradkowski, Gino C		Hale, David G/T
	Stills, Gary LB		Grubbs, Ben G		Johnson, Jarret OLB
57	Brigance, O.J. LB		Hellestrae, Dale LS		Powell, Carl DE
	Kopp, Jeff LB		Hudson, John LS		Reid, Jah G/T
	Mosley, C.J. LB		Jensen, Ryan G/C		Robinson, Kareem DE
	Scott, Bart LB		Jones, Tony T		Williams, Erik OL
	Williams, Jerroll LB	67	Boren, Justin G/C	77	Birk, Matt C
58	Boulware, Peter OLB		Guy, Lawrence DE		Brooks, Ethan T
	Dumervil, Elvis OLB		Hernandez, Adam OL		Brown, Orlando T
	Haley, Dennis LB		Lewis-Moore, Kapron DE		Jensen, Ryan OL
	McAdoo, Michael OLB		Nembot, Stephane T		Reitz, Joe T
	McCune, Robert LB		Neujahr, Quentin C		Vickers, Kipp OL
	Phillips, Jason LB		Rackley, Will G		Wesley, De'Ondre G/T
59	Brown, Arthur LB		Sanders, Daniel G/C	78	Brown, Orlando T
	Ellerbe, Dannell LB	68	Bilukidi, Christo DT		Fitzpatrick, Larry DT
	Greisen, Nick LB		McKinney, Brandon DT		Footman, Dan DL
	Louis, Lamar LB		Shiple, A.Q. G/C		McKinnie, Bryant T
	Maese, Joe LS		Vincent, Keydrick G		Pierce, Michael DT
	Payne, Rod C	69	Blackshear, Jeff G		Terry, Adam T
	Powell, Craig LB		Franklin, Aubrayo DT		Williams, Sammy OL
	Woodfin, Zac LB		Henry, Willie DT	79	Anderson, Willie T
60	Brown, Jason G/C		Rimpf, Brian G		LeVoi, Mark G/T
	DeVries, Jed OL		Rodgers, Stefan T		Moll, Tony G/T
	Kooistra, Scott OL		Slaughter, Chad T		Pashos, Tony T
	Mitchell, Jeff C	70	Arvie, Herman OL		Reynolds, Micajah DT
	Monroe, Eugene T		Harewood, Ramon G/T		Stanley, Ronnie T
61	Elmore, John OL		Houser, Kevin LS		Walker, Casey DT
	Everitt, Steve C		Katula, Matt LS		Webster, Larry DL
	Gibson, Gary DT		Nugent, Dave DT	80	Bannister, Alex WR
	Jones, Arthur DT		Swayne, Harry T		Bishop, Harold TE
	Lindsay, Everett OL		Zielinski, Matt DT		Curtis, Tony TE

ALL-TIME ROSTER BY JERSEY NUMBER

	Dickson, Ed. TE		Wynn, Milton WR		Upshaw, Courtney..... OLB
	Drew, Davon. TE		Yarborough, Ryan WR	92	Chase, Martin DT
	Gillmore, Crockett TE	85	Burrough, Jonathan TE		Kaufusi, Bronson..... DE
	Hymes, Randy WR		DeLong, Greg HB		Lyle, Rick. DL
	Purnell, Lovett TE		Ethridge, Ray WR		Ngata, Haloti DT
	Sanders, Frank. WR		Gordon, Richard TE		Taylor, Leland DL
	Savoy, Phil WR		Green, Eric TE		Thompson, Zach OLB
	Stokley, Brandon WR		Johnson, Kevin WR	93	Edwards, Dwan DE
	Vickers, Lee TE		Johnson, Patrick..... WR		Guy, Lawrence..... DE
	Williams, Calvin WR		Jones, John TE		Redding, Cory..... DE
	Yarborough, Ryan WR		Mason, Derrick WR		Sears, Corey..... DL
81	Boldin, Anquan WR		Reisner, Allen TE		Tyson, DeAngelo DE
	Clay, Kaelin. WR	86	Bajema, Billy TE		Washington, Keith..... DE
	Coates, Ben TE		Boyle, Nick TE	94	Bannan, Justin..... DT
	Daniels, Owen TE		Davis, Billy WR		Davis, Carl DT
	Darling, Devard WR		DeLong, Greg HB		Douglas, Marques..... DL
	Hambrick, Kenyon..... WR		Ethridge, Ray WR		Frederick, Mike DL
	Hymes, Randy WR		Green, Eric TE		Kindle, Sergio..... OLB
	Jackson, Michael..... WR		Heap, Todd TE		Simon, John OLB
	Moore, Clarence WR		Reuland, Konrad TE		Zielinski, Matt DT
	Pierce, Aaron. TE	87	Clark, Dallas..... TE	95	Adams, Sam DT
	Reynolds, Keenan..... WR/RS		Dinkins, Darnell..... TE		Frase, Paul DE
	Smith, Marcus WR		Ismail, Qadry WR		Green, Howard DT
	Worthy, Cam. WR		Ogden, Jeff..... WR		Hall, Bryan DT
82	Alexander, Derrick WR		Robinson, Marcus WR		Hamilton, Adrian OLB
	Boyle, Nick TE		Singleton, Nate WR		Johnson, Jarret..... OLB
	Harper, Justin..... WR		Turner, Floyd..... WR		Lewis-Moore, Kapron..... DE
	Jones, Terry TE		Williams, Demetrius WR		Nugent, Dave DE
	LeBel, Harper..... TE		Williams, Maxx TE		Salave'a, Joe DT
	Nordin, Jake..... TE		Wilson, Kris TE		Ward, Chris. DL
	Sanders, Frank. WR	88	Armour, Justin WR	96	Divens, Lamar DT
	Sharpe, Shannon..... TE		Jones, John TE		Kemoeatu, Ma'ake NT
	Smith, L.J..... TE		Kinchen, Brian TE		Smith, Fernando DE
	Smith, Torrey WR		Pitta, Dennis..... TE		Spears, Marcus..... DE
	Wainwright, Frank..... TE		Smith, Trent TE		Thomas, Adalius DE/LB
	Watson, Benjamin..... TE		Sypniewski, Quinn..... TE		Urban, Brent..... DE
83	Brown, Daniel WR/TE		Turner, Floyd..... WR	97	Frase, Paul DE
	Dickson, Ed. TE		Wainwright, Frank..... TE		Gregg, Kelly DT
	Drew, Davon. TE	89	Bishop, Harold TE		Jernigan, Timmy DT
	Evans, Lee WR		Clayton, Mark WR		Jones, Arthur..... DE
	Johnson, Patrick WR		Ofodile, A.J. TE		Jones, James..... DL
	Johnson, Ron WR		Smith Sr., Steve WR		Missouri, Dwayne..... DE
	Roe, James. WR		Taylor, Travis..... WR	98	McBean, Ryan DT
	Thompson, Deonte WR/RS		Williams, Calvin..... WR		Pleasant, Anthony..... DE
	Wilcox, Daniel TE	90	Brown, Cornell..... LB		Siragusa, Tony DT
84	Dickson, Ed. TE		Burnett, Rob DE		Talavou, Kelly..... DT
	Houshmandzadeh, T.J..... WR		McPhee, Pernell DE		Weaver, Anthony..... DE
	Hunter, Javin WR/CB		Pryce, Trevor DE		Williams, Brandon..... DT
	Jones, Edgar LB/TE		Smith, Za'Darius OLB	99	Canty, Chris DE
	Lewis, Jermaine WR/KR	91	Dalton, Lionel DT		Jernigan, Timmy DT
	Matthews, Chris WR		Douglas, Marques..... DT		Kruger, Paul OLB/DE
	Moore, Clarence WR		Fortune, Elliott DL		McCrary, Michael..... DE
	Purnell, Lovett TE		Franklin, Aubrayo DT		
	Savoy, Phil WR		Jones, Edgar TE/LB		
	Supernaw, Phillip TE		Judon, Matthew OLB		
	Waller, Darren WR/TE		McKinney, Brandon DT		
	Williams, Calvin WR		Parker, Riddick..... DE		

RAVENS ALL-TIME DRAFTS

1996

Rd.	Pk.	Pos.	Player	College
1a	4	G/T	Jonathan Ogden	UCLA
1b	26	LB	Ray Lewis	Miami
2b	55	CB	DeRon Jenkins	Tennessee
5b	153	WR	Jermaine Lewis	Maryland
6a	172	LB	Dexter Daniels	Florida
6b	186	WR	James Roe	Norfolk State
7b	238	QB	Jon Stark	Trinity Intl.

Obtained second 1st-round choice (26) from SF along with 49ers 1995 1st-, 3rd- and 4th- (from KC) round picks for Cle. 1995 1st-round pick (obtained from Atl. for RB Eric Metcalf and Cle. original 1995 1st-round pick). First 2nd-round choice (35) was traded to TB for TE Harold Bishop. Obtained second 2nd-round choice (55) from Den. for 1996 3rd-, 4th- and 7th-round picks. First 5th-round choice (136) was traded to NO for DB Reginald Jones. Obtained second 5th-round pick (153) from Atl. for G Gene Williams. Third 5th-round choice (157) obtained from Phi. to Dal. for 1997 4th-round pick. Obtained second 6th-round choice (186) from Jax. (supplemental) along with Jaguars 1995 5th-round pick for Cle. 1995 4th-round pick. Obtained second 7th-round choice (238) from Phi. for DL Ronnie Dixon.

1997

Rd.	Pk.	Pos.	Player	College
1	4	LB	Peter Boulware	Florida State
2a	34	LB	Jamie Sharper	Virginia
2b	58	S	Kim Herring	Penn State
3	64	RB	Jay Graham	Tennessee
4b	118	LB	Tyrus McCloud	Louisville
5	134	C	Jeff Mitchell	Florida
6a	167	FB	Steve Lee	Indiana
6b	194	LB	Cornell Brown*	Virginia Tech
7a	205	DE	Chris Ward	Kentucky
7b	234	QB	Wally Richardson*	Penn State
7c	236	S	Ralph Staten*	Alabama
7d	238	DT	Leland Taylor*	Louisville

Obtained second 2nd-round choice (58) from Den. for T Tony Jones. First 4th-round choice (100) was traded to Atl. through Sea. for G Jeff Blackshear. Obtained second 4th-round pick from Dal. for 1996 5th-round pick (obtained from Phi.).

1998

Rd.	Pk.	Pos.	Player	College
1	10	CB	Duane Starks	Miami
2	42	WR	Patrick Johnson	Oregon
5a	124	DT	Martin Chase	Oklahoma
5b	133	S	Ryan Sutter	Colorado
6a	154	LB	Ron Rogers	Georgia Tech
6b	164	T	Sammy Williams	Oklahoma
7b	241	TE	Cam Quayle*	Weber State

Traded 3rd-round choice (71) along with 1998 4th-round pick (93) to Ind. for QB Jim Harbaugh and Colts 1998 4th-round pick. Traded first 4th-round choice (from Ind.) to Ind. for 1998 4th-, 5th- and 6th-round picks. Traded second 4th-round pick (104) to TB for 1999 3rd-round pick. Traded first 7th-round choice (199) to Atl. through Pit. for OL Bernard Dafney.

* Compensatory Pick

1999

Rd.	Pk.	Pos.	Player	College
1	10	CB	Chris McAlister	Arizona
4a	105	WR	Brandon Stokley	SW Louisiana
4b	129	G	Edwin Mulitalo*	Arizona
7	216	S	Anthony Poindexter	Virginia

Traded 2nd-round choice (42) to Atl. for Atl. 2000 1st-round pick. Traded 3rd-round pick (72) to Det. along with cond. 2000 5th-round pick for QB Scott Mitchell. Traded 5th-round choice (145) to STL along with 2000 7th-round pick for QB Tony Banks. Traded first 6th-round choice (180) to NE for TE Lovett Purnell. Traded second 6th-round choice (185, from Ind.) to Min. for OL Everett Lindsay.

2000

Rd.	Pk.	Pos.	Player	College
1a	5	RB	Jamal Lewis	Tennessee
1b	10	WR	Travis Taylor	Florida
3	75	QB	Chris Redman	Louisville
5	148	OL	Richard Mercier	Miami
6a	186	DE	Adalius Thomas	So. Mississippi
6b	191	DT	Cedric Woodard	Texas

Acquired first 1st-round pick (5) from Atl. for a 1999 2nd-round choice.

2001

Rd.	Pk.	Pos.	Player	College
1	31	TE	Todd Heap	Arizona State
2	62	DB	Gary Baxter	Baylor
3	92	C/G	Casey Rabach	Wisconsin
4	126	LB	Edgerton Hartwell	W. Illinois
5	161	RB	Chris Barnes	New Mexico St.
6	194	LS	Joe Maese	New Mexico
7	231	DE	Dwayne Missouri	Northwestern

2002

Rd.	Pk.	Pos.	Player	College
1	24	S	Ed Reed	Miami
2	52	DE	Anthony Weaver	Notre Dame
4a	112	P	Dave Zastudil	Ohio
4b	123	WR	Ron Johnson	Minnesota
5	155	TE	Terry Jones	Alabama
6a	195	DB	Lamont Brightful	E. Washington
6b	206	WR	Javin Hunter*	Notre Dame
6c	207	RB	Chester Taylor*	Toledo
6d	209	S	Chad Williams*	So. Mississippi
7	236	QB	Wes Pate	Stephen F. Austin

Traded 3rd-round choice (96) to Den. for 4th- (112) and 5th-round (155) picks (Bal. traded its 5th [159] to Was. to draft Weaver).

2003

Rd.	Pk.	Pos.	Player	College
1a	10	LB	Terrell Suggs	Arizona State
1b	19	QB	Kyle Boller	California
3	77	RB	Musa Smith	Georgia
4a	109	LB	Jarret Johnson	Alabama
4b	134	FB	Ovie Mughelli*	Wake Forest
5a	146	DT	Aubrayo Franklin	Tennessee
5b	173	T	Tony Pashos*	Illinois
6	182	S	Gerome Sapp	Notre Dame
7a	223	TE	Trent Smith	Oklahoma
7b	250	C	Mike Mabry*	Central Florida
7c	258	S	Antwoine Sanders*	Utah

Traded 2nd-round choice (41) to NE with 2004 1st-round pick for NE's 1st-round pick (19/Boller).

RAVENS ALL-TIME DRAFTS

2004

Rd.	Pk.	Pos.	Player	College
2	51	DT	Dwan Edwards	Oregon State
3	82	WR	Devard Darling	Washington St.
5	153	OLB	Roderick Green	Cen. Missouri St.
6a	187	QB	Josh Harris	Bowling Green
6b	199	WR	Clarence Moore*	N. Arizona
7a	244	WR	Derek Abney*	Kentucky
7b	246	G	Brian Rimpf*	East Carolina

Traded 1st-round pick to NE for Pats' 2003 1st-round selection (19) to draft QB Kyle Boller. Traded 4th-round pick (120) to Jax. for WR Kevin Johnson.

2005

Rd.	Pk.	Pos.	Player	College
1	22	WR	Mark Clayton	Oklahoma
2a	53	OLB	Dan Cody	Oklahoma
2b	64	T	Adam Terry	Syracuse
4	124	G/C	Jason Brown	North Carolina
5	158	FB	Justin Green	Montana
6	213	QB	Derek Anderson*	Oregon State
7	234	LB	Mike Smith	Texas Tech

Obtained second 2nd-round choice (64) from NE in exchange for Ravens 3rd- (84) and 6th-round (195) picks in 2005 and a 3rd-round selection in 2006.

2006

Rd.	Pk.	Pos.	Player	College
1	12	DT	Haloti Ngata	Oregon
2	56	C/G	Chris Chester	Oklahoma
3	87	CB	David Pittman	NW State
4a	111	WR	Demetrius Williams	Oregon
4b	132	RB	P.J. Daniels*	Georgia Tech
5a	146	S	Dawan Landry	Georgia Tech
5b	166	TE	Quinn Sypniewski*	Colorado
6a	203	P	Sam Koch*	Nebraska
6b	208	CB	Derrick Martin*	Wyoming
7	219	LB/DE	Ryan LaCasse	Syracuse

Obtained 1st-round choice (12) from Cle. for Baltimore's 1st-round (13) and 6th-round (181) picks. Obtained 2nd-round (56) and 3rd-round (87) choices from the N.Y. Giants for the Ravens' 2nd-round pick (44).

2007

Rd.	Pk.	Pos.	Player	College
1	29	G	Ben Grubbs	Auburn
3a	74	WR	Yamon Figurs	Kansas State
3b	86	G/T	Marshal Yanda	Iowa
4a	134	OLB	Antwan Barnes*	Florida Intl.
4b	137	FB	Le'Ron McClain*	Alabama
5	174	QB	Troy Smith*	Ohio State
6	207	ILB	Prescott Burgess*	Michigan

Obtained first 3rd-round pick (74) and a 4th-round choice (101) from Det. for the Ravens' 2nd-round (61) pick. Acquired second 3rd-round choice (86) from Jax. for 4th-round (101), 5th-round (166) and 6th-round (203) picks.

* Compensatory Pick

2008

Rd.	Pk.	Pos.	Player	College
1	18	QB	Joe Flacco	Delaware
2	55	RB	Ray Rice	Rutgers
3a	71	ILB	Tavares Gooden	Miami
3b	86	S	Tom Zbikowski	Notre Dame
3c	99	T	Oniel Cousins*	UTEP
4a	106	WR	Marcus Smith	New Mexico
4b	133	G/T	David Hale*	Weber State
6	206	S	Haruki Nakamura*	Cincinnati
7a	215	WR	Justin Harper	Virginia Tech
7b	240	RB	Allen Patrick*	Oklahoma

Obtained 1st-round (18) choice from Houston for the Ravens' 1st-round (26) and 3rd-round (89) picks that Baltimore received from Jacksonville, plus the Ravens' 6th-round (173) choice. Baltimore began the day with the 8th-overall pick and traded it to Jacksonville for the Jaguars' 1st-round (26), both 3rd-round (71 and 89) and 4th-round (125) selections. Obtained 2nd-round (55) choice from Seattle for the Ravens' 2nd-round (38) pick. Acquired second 3rd-round (86) choice, along with 2nd-round pick (Rice, 55) from Seattle for the Ravens' 2nd-round (38) pick. Traded 4th-round (125) choice to Oakland for CB Fabian Washington.

Note: In 2007, the Ravens used a 5th-round pick in the July Supplemental Draft to tab T Jared Gaither.

2009

Rd.	Pk.	Pos.	Player	College
1	23	T	Michael Oher	Mississippi
2	57	LB/DE	Paul Kruger	Utah
3	88	DB	Lardarius Webb	Nicholls State
5a	137	LB	Jason Phillips	TCU
5b	149	TE	Davon Drew	East Carolina
6	185	RB	Cedric Peerman	Virginia

Obtained 1st-round choice (23) from NE for the Ravens' 1st-round (26) and 5th-round (162) picks. Acquired two 5th-round choices (137 and 141) from NE for the Ravens' 4th-round (123) pick. Obtained 5th-round (149) and 6th-round (185) choices from Denver for the 5th-round (141) pick.

2010

Rd.	Pk.	Pos.	Player	College
2a	43	LB	Sergio Kindle	Texas
2b	57	DT	Terrence Cody	Alabama
3	70	TE	Ed Dickson	Oregon
4	114	TE	Dennis Pitta	BYU
5a	156	WR	David Reed	Utah
5b	157	DT	Arthur Jones	Syracuse
6	194	T	Ramon Harewood	Morehouse

Acquired first 2nd-round (43), 3rd-round (70) and 4th-round (114) choices from Den. for the Ravens' 1st-round (25) pick. Traded original 3rd-round (88) and 4th-round (123) choices to Ari. for WR Anquan Boldin and a 5th-round pick (157).

**BALTIMORE
RAVENS.COM**

RAVENS ALL-TIME DRAFTS

2011

Rd.	Pk.	Pos.	Player	College
1	27	CB	Jimmy Smith	Colorado
2	58	WR	Torrey Smith	Maryland
3	85	T	Jah Reid	Central Florida
4	123	WR	Tandon Doss	Indiana
5a	164	CB	Chykie Brown*	Texas
5b	165	DE	Pernell McPhee*	Mississippi St.
6	180	QB	Tyrod Taylor	Virginia Tech
7	225	RB	Anthony Allen	Georgia Tech

Traded 3rd-round pick (90) and a 6th-round pick (191) to Phi. in exchange for Eagles' 85th selection to acquire Reid.

2012

Rd.	Pk.	Pos.	Player	College
2a	35	OLB	Courtney Upshaw	Alabama
2b	60	G/T	Kelechi Osemele	Iowa State
3	84	RB	Bernard Pierce	Temple
4a	98	G/C	Gino Gradkowski	Delaware
4b	130	S	Christian Thompson*	South Carolina St.
5	169	CB/RS	Asa Jackson*	Cal Poly
6	198	WR	Tommy Streeter	Miami
7	236	DE	DeAngelo Tyson	Georgia

Obtained 2nd-round pick (35) and 4th-round choice (98) in a trade with Min. in exchange for the Ravens' 1st-round (29) selection. Obtained the 84th-overall pick in a trade with Atl. for the Ravens' 3rd-round (91) and 5th-round (164) selections.

2013

Rd.	Pk.	Pos.	Player	College
1	32	S	Matt Elam	Florida
2	56	LB	Arthur Brown	Kansas State
3	94	DT	Brandon Williams	Missouri Southern St.
4a	129	OLB	John Simon	Ohio State
4b	130	FB	Kyle Juszczyk*	Harvard
5	168	G/T	Rick Wagner*	Wisconsin
6a	200	DE	Kapron Lewis-Moore	Notre Dame
6b	203	C	Ryan Jensen*	Colorado St.-Pueblo
7a	238	WR	Aaron Mellette	Elon
7b	247	CB	Marc Anthony*	California

Obtained 56th pick in a trade with Seattle for the Ravens' 2nd-round pick (62nd), 5th-round choice (165th) and 6th-round selection (199th).

2014

Rd.	Pk.	Pos.	Player	College
1	17	LB	C.J. Mosley	Alabama
2	48	DT	Timmy Jernigan	Florida State
3a	79	S	Terrence Brooks	Florida State
3b	99	TE	Crockett Gillmore*	Colorado State
4a	134	DE	Brent Urban*	Virginia
4b	138	RB	Lorenzo Taliaferro*	Coastal Carolina
5	175	G/C	John Urschel*	Penn State
6	194	QB	Keith Wenning	Ball State
7	218	WR/RS	Michael Campanaro	Wake Forest

Acquired 218th pick from Cle. in exchange for a 2015 draft choice.

* Compensatory Pick

2015

Rd.	Pk.	Pos.	Player	College
1	26	WR	Breshad Perriman	Central Florida
2	55	TE	Maxx Williams	Minnesota
3	90	DT	Carl Davis	Iowa
4a	122	OLB	Za'Darius Smith	Kentucky
4b	125	RB	Javorius "Buck" Allen	Southern Cal
4c	136	CB	Tray Walker*	Texas Southern
5a	171	TE	Nick Boyle*	Delaware
5b	176	G	Robert Myers*	Tennessee State
6	204	WR	Darren Waller	Georgia Tech

Acquired 55th choice from Arizona in exchange for the Ravens' 58th (second round) and 158th (fifth round) picks.

2016

Rd.	Pk.	Pos.	Player	College
1	6	T	Ronnie Stanley	Notre Dame
2	42	OLB	Kamalei Correa	Boise State
3	70	DE	Bronson Kaufusi	Brigham Young
4a	104	CB	Tavon Young	Temple
4b	107	WR	Chris Moore	Cincinnati
4c	130	T	Alex Lewis	Nebraska
4d	132	DT	Willie Henry*	Michigan
4e	134	RB	Kenneth Dixon*	Louisiana Tech
5	146	OLB	Matthew Judon	Grand Valley State
6a	182	WR/RS	Keenan Reynolds	Navy
6b	209	CB	Maurice Canady*	Virginia

Ravens traded the 36th-overall choice to Jacksonville in exchange for the draft's 38th pick and a fifth-round pick (146th overall). Traded the 38th pick to Miami in exchange for the 42nd-overall pick and a fourth-round pick (107th overall).

2017

Rd.	Pk.	Pos.	Player	College
1	16	CB	Marlon Humphrey	Alabama
2	47	OLB	Tyus Bowser	Houston
3	74	DE	Chris Wormley	Michigan
3	78	OLB	Tim Williams	Alabama
4	122	G	Nico Siragusa	San Diego State
5	159	G/T	Jermaine Eluemunor	Texas A&M
6	186	S	Chuck Clark	Virginia Tech



Baltimore's 2017 first-round draft choice CB Marlon Humphrey (16th overall) is welcomed to the Ravens at his introductory press conference.

RAVENS DRAFT INFO, ATTENDANCE & SHUTOUTS



RAVENS DRAFTED BY COLLEGE

Alabama 9, Arizona 2, Arizona State 2, Auburn 1, Ball State 1, Baylor 1, Boise State 1, Bowling Green 1, BYU 2, California 2, Cal Poly 1, Central Florida 3, Central Missouri State 1, Cincinnati 2, Coastal Carolina 1, Colorado 3, Colorado State 1, Colorado State - Pueblo 1, Delaware 3, East Carolina 2, Eastern Washington 1, Elon 1, Florida 4, Florida International 1, Florida State 3, Georgia 2, Georgia Tech 5, Grand Valley State 1, Harvard 1, Houston 1, Illinois 1, Indiana 2, Iowa 2, Iowa State 1, Kansas State 2, Kentucky 3, Louisiana Tech 1, Louisville 3, Maryland 2, Miami (FL) 6, Michigan 3, Minnesota 2, Mississippi 1, Mississippi State 1, Missouri Southern St. 1, Montana 1, Morehouse 1, Navy 1, Nebraska 2, New Mexico 2, New Mexico State 1, Nicholls State 1, Norfolk State 1, North Carolina 1, Northern Arizona 1, Northwestern 1, Northwestern State 1, Notre Dame 5, Ohio State 2, Ohio University 1, Oklahoma 7, Oregon 4, Oregon State 2, Penn State 3, Rutgers 1, San Diego State 1, South Carolina State 1, Southern California 1, Southern Mississippi 2, SW Louisiana 1, Stephen F. Austin 1, Syracuse 3, TCU 1, Temple 2, Tennessee 3, Tennessee State 1, Texas 3, Texas A&M 1, Texas Southern 1, Texas Tech 1, Toledo 1, Trinity International 1, UCLA 1, Utah 3, UTEP 1, Virginia 5, Virginia Tech 4, Wake Forest 2, Washington State 1, Weber State 2, Western Illinois 1, Wisconsin 2, Wyoming 1

ALL-TIME ATTENDANCE FIGURES

Year	Home Attend.	Home Average	Road Attend.	Road Average	Preseason Attend.	Playoffs Attend.	Total Attend.	Average
1996	471,665	58,958	434,075	54,259	217,533	—	1,123,273	56,164
1997	475,236	59,404	465,680	58,210	189,179	—	1,130,095	56,505
1998	549,531	68,691	434,548	54,318	228,568	—	1,212,647	60,632
1999	547,127	68,391	458,844	57,356	214,734	—	1,220,705	61,035
2000	551,695	68,961	510,678	63,834	281,125	272,870	1,616,368	67,349
2001	554,991	69,374	508,251	63,531	209,222	136,227	1,408,691	67,080
2002	554,724	69,341	519,740	64,925	270,117	—	1,344,581	67,229
2003	556,634	69,579	450,295	56,287	275,416	69,452	1,351,797	64,371
2004	558,594	69,824	564,694	70,586	281,567	—	1,404,855	70,243
2005	563,076	70,385	533,939	66,742	251,796	—	1,348,811	67,441
2006	566,547	70,818	558,640	69,830	264,087	71,162	1,460,436	69,545
2007	569,226	71,153	542,974	67,872	273,271	—	1,385,471	69,274
2008	570,152	71,269	545,313	68,164	270,352	208,733	1,594,550	69,328
2009	568,660	71,083	505,417	63,177	278,713	136,291	1,489,081	67,686
2010	569,817	71,227	553,619	69,202	256,642	137,069	1,517,147	68,961
2011	569,792	71,224	514,110	64,264	277,681	140,303	1,501,886	68,268
2012	570,229	71,279	539,175	67,397	262,889	287,891	1,660,184	69,174
2013	569,084	71,136	536,938	67,117	242,044	—	1,348,066	67,403
2014	568,353	71,044	527,776	65,972	292,033	131,536	1,519,698	69,077
2015	568,018	71,002	515,901	64,488	278,422	—	1,362,341	68,117
2016	568,823	71,103	565,310	70,664	279,483	—	1,413,616	70,681
Total	11,641,974	69,297	10,785,917	64,202	5,394,874	1,591,534	29,414,299	66,548
# of Games	168	—	168	—	83*	23	442	

*8/13/01 @ Philadelphia cancelled: field conditions

RAVENS ALL-TIME SHUTOUTS (10)

DATE	OPPONENT	SCORE	YARDS ALLOWED	SACKS/YDS	INTs/YDS	LEADING TACKLER
12/26/99	Cincinnati Bengals	22-0	280	7/39	2/53	Ray Lewis (11)
09/03/00	@ Pittsburgh Steelers	16-0	229	1/6	0/0	Ray Lewis (7)
09/24/00	Cincinnati Bengals	37-0	109	4/15	2/15	Michael McCrary (7)
10/01/00	@ Cleveland Browns	12-0	230	1/9	3/5	Ray Lewis (10)
11/19/00	Dallas Cowboys	27-0	193	1/1	3/42	Ray Lewis (8)
12/23/01	Cincinnati Bengals	16-0	305	3/22	3/94	Ray Lewis (12)
12/21/03	@ Cleveland Browns	35-0	241	5/30	1/52	Ray Lewis (12)
09/10/06	@ Tampa Bay Buccaneers	27-0	142	3/21	3/123	Ray Lewis (10)
11/26/06	Pittsburgh Steelers	27-0	172	9/73	2/7	Ray Lewis (9)
11/16/09	@ Cleveland Browns	16-0	160	4/25	2/59	Ray Lewis (8)



RECORDS IN PRIMETIME

Total National Games	59	Sunday Record	13-12	Thursday Record	6-4
Overall Record	31-28	Monday Record	11-11	Saturday Record	1-1

<p>2016</p> <p>Thu. 11/10 Cleveland at Baltimore W, 28-7 (NFLN)</p> <p>Mon. 12/12 Baltimore at New England L, 23-30 (ESPN)</p> <p>Sun. 12/25 Baltimore at Pittsburgh L, 27-31 (NBC/NFLN)</p> <p>2015</p> <p>Thu. 10/01 Baltimore at Pittsburgh W, 23-20 OT (CBS/NFLN)</p> <p>Mon. 10/26 Baltimore at Arizona L, 18-26 (ESPN)</p> <p>Mon. 11/30 Baltimore at Cleveland W, 33-27 (ESPN)</p> <p>2014</p> <p>Thu. 09/11 Pittsburgh at Baltimore W, 26-6 (CBS/NFLN)</p> <p>Sun. 11/02 Baltimore at Pittsburgh L, 23-43 (NBC)</p> <p>Mon. 11/24 Baltimore at New Orleans W, 34-27 (ESPN)</p> <p>2013</p> <p>Thu. 09/05 Baltimore at Denver L, 27-49 (NBC)</p> <p>Thu. 11/28 Pittsburgh at Baltimore W, 22-20 (NBC)</p> <p>Mon. 12/16 Baltimore at Detroit W, 18-16 (ESPN)</p> <p>2012</p> <p>Mon. 09/10 Cincinnati at Baltimore W, 44-13 (ESPN)</p> <p>Sun. 09/23 New England at Baltimore W, 31-30 (NBC)</p> <p>Thu. 09/27 Cleveland at Baltimore W, 23-16 (NFL Network)</p> <p>Sun. 11/18 Baltimore at Pittsburgh W, 13-10 (NBC)</p> <p>2011</p> <p>Sun. 10/02 New York Jets at Baltimore W, 34-17 (NBC)</p> <p>Mon. 10/24 Baltimore at Jacksonville L, 7-12 (ESPN)</p> <p>Sun. 11/06 Baltimore at Pittsburgh W, 23-20 (NBC)</p> <p>Thu. 11/24 San Francisco at Baltimore W, 16-6 (NFL Network)</p> <p>Sun. 12/18 Baltimore at San Diego L, 14-34 (NBC)</p>	<p>2010</p> <p>Mon. 09/13 Baltimore at New York Jets W, 10-9 (ESPN)</p> <p>Thu. 11/11 Baltimore at Atlanta L, 21-26 (NFL Network)</p> <p>Sun. 12/05 Pittsburgh at Baltimore L, 10-13 (NBC)</p> <p>Mon. 12/13 Baltimore at Houston W, 34-28 OT (ESPN)</p> <p>2009</p> <p>Mon. 11/16 Baltimore at Cleveland W, 16-0 (ESPN)</p> <p>Sun. 11/29 Pittsburgh at Baltimore W, 20-17 OT (NBC)</p> <p>Mon. 12/07 Baltimore at Green Bay L, 14-27 (ESPN)</p> <p>2008</p> <p>Mon. 09/29 Baltimore at Pittsburgh L, 20-23 (ESPN)</p> <p>Sun. 12/07 Washington at Baltimore W, 24-10 (NBC)</p> <p>Sat. 12/20 Baltimore at Dallas W, 33-24 (NFL Network)</p> <p>2007</p> <p>Mon. 09/10 Baltimore at Cincinnati L, 20-27 (ESPN)</p> <p>Mon. 11/05 Baltimore at Pittsburgh L, 7-38 (ESPN)</p> <p>Mon. 12/03 New England at Baltimore L, 24-27 (ESPN)</p> <p>Sun. 12/09 Indianapolis at Baltimore L, 20-44 (NBC)</p> <p>2006</p> <p>Mon. 10/09 Baltimore at Denver L, 3-13 (ESPN)</p> <p>Thu. 11/30 Baltimore at Cincinnati L, 7-13 (NFL Network)</p> <p>2005</p> <p>Sun. 09/11 Indianapolis at Baltimore L, 7-24 (ESPN)</p> <p>Mon. 10/31 Baltimore at Pittsburgh L, 19-20 (ABC)</p> <p>Mon. 12/19 Green Bay at Baltimore W, 48-3 (ABC)</p> <p>Sun. 12/25 Minnesota at Baltimore W, 30-23 (ESPN)</p>	<p>2004</p> <p>Mon. 10/04 Kansas City at Baltimore L, 24-27 (ABC)</p> <p>Sun. 10/10 Baltimore at Washington W, 17-10 (ESPN)</p> <p>Sun. 11/07 Cleveland at Baltimore W, 27-13 (ESPN)</p> <p>Sun. 12/19 Baltimore at Indianapolis L, 10-20 (ESPN)</p> <p>2003</p> <p>Sun. 11/09 Baltimore at St. Louis L, 22-33 (ESPN)</p> <p>Sun. 12/28 Pittsburgh at Baltimore W, 13-10 OT (ESPN)</p> <p>2002</p> <p>Mon. 09/30 Denver at Baltimore W, 34-23 (ABC)</p> <p>Sun. 10/06 Baltimore at Cleveland W, 26-21 (ESPN)</p> <p>2001</p> <p>Mon. 11/12 Baltimore at Tennessee W, 16-10 (ABC)</p> <p>Sun. 12/16 Pittsburgh at Baltimore L, 21-26 (ESPN)</p> <p>Sat. 12/29 Baltimore at Tampa Bay L, 10-22 (ABC)</p> <p>Mon. 01/07 Minnesota at Baltimore W, 19-3 (ABC)</p> <p>2000</p> <p>Sun. 09/17 Baltimore at Miami L, 6-19 (ESPN)</p> <p>Sun. 10/08 Baltimore at Jacksonville W, 15-10 (ESPN)</p> <p>1999</p> <p>Thu. 10/21 Kansas City at Baltimore L, 8-35 (ESPN)</p> <p>1998</p> <p>Sun. 09/27 Cincinnati at Baltimore W, 31-24 (ESPN)</p> <p>1997</p> <p>Sun. 11/09 Baltimore at Pittsburgh L, 0-37 (ESPN)</p> <p>1996</p> <p>Sun. 10/13 Baltimore at Indianapolis L, 21-26 (ESPN)</p>
---	---	---

ALL-TIME WIN/LOSS RESULTS

REGULAR SEASON WIN/LOSS RESULTS

	Overall Record	Home	Away
Overall	181-154-1	115-52-1	66-102
In M&T Bank Stadium (since 1998)	108-44	108-44	n/a
Coached by Ted Marchibroda	16-31-1	11-12-1	5-19
Coached by Brian Billick	80-64	50-22	30-42
Coached by John Harbaugh	85-59	54-18	31-41
vs. AFC Teams	140-120	89-47	51-73
vs. AFC North	52-38	32-13	20-25
vs. AFC Central (1996-2001)	26-28	13-14	13-14
vs. AFC East	21-21	15-5	6-16
vs. AFC South	15-15	10-5	5-10
vs. AFC West	22-18	15-7	7-11
vs. NFC Teams	46-35-1	31-8-1	15-27
vs. NFC North	6-6	5-1	1-5
vs. NFC Central (1996-2001)	3-5	3-1	0-4
vs. NFC East	13-9-1	8-2-1	5-7
vs. NFC South	10-6	5-3	5-3
vs. NFC West	14-9	10-1	4-8
On Monday Night Football - ABC/ESPN	11-11	4-2	7-9
On NBC/ESPN - Sunday Night or Thursday Night	15-13	11-5	4-8
On NFL Network	6-2	4-0	2-2
In Overtime	12-10-1	7-3-1	5-7
Ravens Shutout Wins	10-0	5-0	5-0
In Season Openers	10-11	7-4	3-7
Indoors	6-14	n/a	6-14

Note: Baltimore has played in Houston's Reliant/NRG Stadium five times (3-2), Indy's Lucas Oil Stadium twice (0-2) and Dallas' Texas Stadium once (1-0). Three of those games at Reliant Stadium (12/13/10, 10/21/12 & 12/21/14) came when the roof was closed, meaning those games were "indoors," while the other games listed are considered "outdoors" due to open roofs.

In August	0-1	0-1	0-0
In September	43-28	28-7	15-21
In October	33-46	18-17	15-29
In November	53-37-1	32-12-1	21-25
In December	47-38	34-15	13-23
In January	5-4	3-0	2-4

POSTSEASON WIN/LOSS RESULTS (2000, 2001, 2003, 2006, 2008, 2009, 2010, 2011, 2012, 2014)

	Record	Home	Away	Neutral
Overall	15-8	3-2	10-6	2-0*
vs. AFC Central	1-1	0-0	1-1	n/a
vs. AFC North	1-2	0-0	1-2	n/a
vs. AFC South	3-3	2-2	1-1	n/a
vs. AFC East	4-2	0-0	4-2	n/a
vs. AFC West	4-0	1-0	3-0	n/a
vs. NFC	2-0	0-0	0-0	2-0*

* Super Bowl XXXV in Tampa, FL, and Super Bowl XLVII in New Orleans, LA

OVERTIME GAMES: 12-10-1 REGULAR SEASON & 1-0 PLAYOFFS

DATE	OPP.	PLAY	TIME	RESULT	DATE	OPP.	PLAY	TIME	RESULT
10/27/96	STL	Jackson 22 Pass	0:10	W, 37-31	09/29/08	@ Pit.	Reed 46 FG	3:56	L, 20-23
11/24/96	Jax.	Hollis 34 FG	5:54	L, 25-28	11/29/09	Pit.	Cundiff 29 FG	6:42	W, 20-17
11/02/97	@ NYJ	Hall 37 FG	10:02	L, 16-19	10/17/10	@ NE	Gostkowski 35 FG	1:56	L, 20-23
11/16/97	Phi.	n/a	0:00	T, 10-10	10/24/10	Buf.	Cundiff 38 FG	10:54	W, 37-34
10/03/99	@ Atl.	Armour 54 Pass	12:31	W, 19-13	12/13/10	@ Hou.	Wilson 12 INT-TD	11:55	W, 34-28
11/16/03	@ Mia.	Mare 43 FG	8:48	L, 6-9	11/25/12	@ SD	Tucker 38 FG	1:07	W, 16-13
11/23/03	Sea.	Stover 42 FG	6:32	W, 44-41	12/09/12	@ Was.	Forbath 34 FG	11:37	L, 28-31
12/28/03	Pit.	Stover 47 FG	11:32	W, 13-10	01/12/13	@ Den. (Div.)	Tucker 47 FG	13:18 2OT	W, 38-35
11/14/04	@ NYJ	Stover 42 FG	7:35	W, 20-17	11/10/13	Cin.	Tucker 46 FG	5:27	W, 20-17
11/20/05	Pit.	Stover 44 FG	4:09	W, 16-13	11/17/13	@ Chi.	Gould 38 FG	8:41	L, 20-23
11/18/07	Cle.	Dawson 33 FG	9:10	L, 30-33	10/01/15	@ Pit.	Tucker 52 FG	5:08	W, 23-20
12/16/07	@ Mia.	Camarillo 64 Pass	8:14	L, 16-22	10/11/15	Cle.	Coons 32 FG	6:43	L, 30-33

ALL-TIME PRESEASON RESULTS

1996 (3-1)

08/03	Philadelphia Eagles	63,804	W	17-9
08/10	@ New York Giants	39,799	W	37-27
08/17	Green Bay Packers	62,025	L	15-17
08/23	@ Buffalo Bills	51,905	W	37-14

1997 (0-4)

08/02	New York Giants	53,268	L	20-21
08/08	@ New York Jets	23,067	L	29-39
08/16	@ Philadelphia Eagles	60,939	L	13-24
08/22	Buffalo Bills	51,905	L	28-31

1998 (4-0)

08/08	Chicago Bears	65,938	W	19-14
08/15	@ New York Jets	47,906	W	33-0
08/24	Philadelphia Eagles	65,970	W	23-6
08/28	@ New York Giants	48,754	W	14-6

1999 (4-0)

08/12	@ Philadelphia Eagles	43,552	W	10-7
08/21	@ Atlanta Falcons	44,843	W	19-6
08/28	Carolina Panthers	66,247	W	28-24
09/03	New York Giants	60,092	W	28-24

2000 (4-0)

08/05	Philadelphia Eagles	65,459	W	16-13
08/12	New York Jets	66,588	W	10-0
08/18	@ Carolina Panthers	72,551	W	24-13
08/25	@ New York Giants	76,527	W	28-24

2001 (1-2)

08/13	@ Philadelphia Eagles - Cancelled*			
08/18	@ New York Jets	76,406	L	3-16
08/23	Carolina Panthers	66,619	L	17-20
08/31	New York Giants	66,197	W	38-9

*Field Conditions Caused Cancellation

2002 (2-2)

08/09	Detroit Lions	67,421	W	12-6
08/15	New York Jets	67,681	L	14-16
08/23	@ Philadelphia Eagles	58,443	W	13-12
08/29	@ New York Giants	76,572	L	0-13

2003 (1-3)

08/09	Buffalo Bills	68,550	L	19-20
08/16	@ Atlanta Falcons	68,237	W	13-10
08/23	@ Washington Redskins	70,460	L	3-24
08/28	New York Giants	68,169	L	24-30

2004 (3-1)

08/12	Atlanta Falcons	69,299	W	24-0
08/20	@ Philadelphia Eagles	67,218	L	17-26
08/25	Detroit Lions	69,552	W	17-6
09/02	@ New York Giants	75,498	W	27-17

2005 (2-2)

08/13	@ Atlanta Falcons	67,123	L	3-16
08/20	Philadelphia Eagles	70,303	L	14-20
08/26	@ New Orleans Saints	44,485	W	21-6
09/01	Washington Redskins	69,885	W	26-20,OT

2006 (2-2)

08/11	New York Giants	70,249	L	16-17
08/17	Philadelphia Eagles	70,255	W	20-10
08/25	@ Minnesota Vikings	63,257	L	7-30
08/31	@ Washington Redskins	60,326	W	17-10

2007 (1-3)

08/13	Philadelphia Eagles	71,060	W	29-3
08/19	New York Giants	70,754	L	12-13
08/25	@ Washington Redskins	60,080	L	7-13*
08/31	@ Atlanta Falcons	71,377	L	10-13

*Game Terminated in 3rd Qtr. - Severe Weather

2008 (1-3)

08/07	@ New England Patriots	68,756	W	16-15
08/16	Minnesota Vikings	70,585	L	15-23
08/23	@ St. Louis Rams	60,862	L	10-24
08/28	Atlanta Falcons	70,149	L	9-10

2009 (4-0)

08/13	Washington Redskins	70,723	W	23-0
08/24	New York Jets	70,335	W	24-23
08/29	@ Carolina Panthers	71,045	W	17-13
09/03	@ Atlanta Falcons	66,610	W	20-3

2010 (3-1)

08/12	Carolina Panthers	70,579	W	17-12
08/21	@ Washington Redskins	72,994	W	23-3
08/28	New York Giants	70,742	W	24-10
09/02	@ St. Louis Rams	42,327	L	21-27

2011 (3-1)

08/11	@ Philadelphia Eagles	69,144	L	6-13
08/19	Kansas City Chiefs	70,690	W	31-13
08/25	Washington Redskins	70,631	W	34-31
09/01	@ Atlanta Falcons	67,216	W	21-7

2012 (2-2)

08/09	@ Atlanta Falcons	68,449	W	31-17
08/17	Detroit Lions	70,567	L	12-27
08/23	Jacksonville Jaguars	70,502	W	48-17
08/30	@ St. Louis Rams	53,371	L	17-31

2013 (2-2)

08/08	@ Tampa Bay Buccaneers	47,599	W	44-16
08/15	Atlanta Falcons	70,527	W	27-23
08/22	Carolina Panthers	70,554	L	27-34
08/29	@ St. Louis Rams	53,364	L	21-24

2014 (4-0)

08/07	San Francisco 49ers	70,529	W	23-3
08/16	@ Dallas Cowboys	77,624	W	37-30
08/23	Washington Redskins	70,876	W	23-17
08/28	@ New Orleans Saints	73,004	W	22-13

2015 (1-3)

08/13	New Orleans Saints	70,501	W	30-27
08/22	@ Philadelphia Eagles	69,596	L	17-40
08/29	Washington Redskins	70,932	L	13-31
09/03	@ Atlanta Falcons	67,393	L	19-20

2016 (4-0)

08/11	Carolina Panthers	70,682	W	22-19
08/20	@ Indianapolis Colts	65,327	W	19-18
08/27	Detroit Lions	70,473	W	30-9
09/01	@ New Orleans Saints	73,001	W	23-14

ALL-TIME RESULTS

1996: 4-12

HEAD COACH: TED MARCHIBRODA

5th AFC Central • Top Draft Choice: T Jonathan Ogden

09/01	Oakland Raiders	64,124	W	19-14
09/08	@ Pittsburgh Steelers	57,241	L	17-31
09/15	@ Houston Oilers	20,082	L	13-29
09/29	New Orleans Saints	61,063	W	17-10
10/06	New England Patriots	63,569	L	38-46
10/13	@ Indianapolis Colts	56,978	L	21-26
10/20	@ Denver Broncos	70,453	L	34-45
10/27	St. Louis Rams	60,256	W	37-31 OT
11/03	Cincinnati Bengals	60,743	L	21-24
11/10	@ Jacksonville Jaguars	64,628	L	27-30
11/17	@ San Francisco 49ers	51,596	L	20-38
11/24	Jacksonville Jaguars	57,384	L	25-28 OT
12/01	Pittsburgh Steelers	51,822	W	31-17
12/08	@ Cincinnati Bengals	43,022	L	14-21
12/15	@ Carolina Panthers	70,075	L	16-27
12/22	Houston Oilers	52,704	L	21-24

1997: 6-9-1

HEAD COACH: TED MARCHIBRODA

5th AFC Central • Top Draft Choice: LB Peter Boulware

08/31	Jacksonville Jaguars	61,018	L	27-28
09/07	Cincinnati Bengals	52,968	W	23-10
09/14	@ New York Giants	69,768	W	24-23
09/21	@ Tennessee Titans	17,737	W	36-10
09/28	@ San Diego Chargers	54,094	L	17-21
10/05	Pittsburgh Steelers	64,421	L	34-42
10/19	Miami Dolphins	64,354	L	13-24
10/26	@ Washington Redskins	75,067	W	20-17
11/02	@ New York Jets	77,716	L	16-19 OT
11/09	@ Pittsburgh Steelers	56,669	L	0-37
11/16	Philadelphia Eagles	63,546	T	10-10 OT
11/23	Arizona Cardinals	53,976	L	13-16
11/30	@ Jacksonville Jaguars	63,712	L	27-29
12/07	Seattle Seahawks	54,395	W	31-24
12/14	Tennessee Oilers	60,558	W	21-19
12/21	@ Cincinnati Bengals	50,917	L	14-16

1998: 6-10

HEAD COACH: TED MARCHIBRODA

4th AFC Central • Top Draft Choice: CB Duane Starks

09/06	Pittsburgh Steelers	68,847	L	13-20
09/13	@ New York Jets	70,063	W	24-10
09/20	@ Jacksonville Jaguars	67,069	L	10-24
09/27	Cincinnati Bengals	68,154	W	31-24
10/11	Tennessee Titans	68,561	L	8-12
10/18	@ Pittsburgh Steelers	58,620	L	6-16
10/25	@ Green Bay Packers	59,860	L	10-28
11/01	Jacksonville Jaguars	68,915	L	19-45
11/08	Oakland Raiders	69,037	W	13-10
11/15	@ San Diego Chargers	54,388	L	13-14
11/22	@ Cincinnati Bengals	52,571	W	20-13
11/29	Indianapolis Colts	68,898	W	38-31
12/06	@ Tennessee Oilers	31,124	L	14-16
12/13	Minnesota Vikings	69,074	L	28-38
12/20	@ Chicago Bears	40,853	L	3-24
12/27	Detroit Lions	68,045	W	19-10

1999: 8-8

HEAD COACH: BRIAN BILLICK

3rd AFC Central • Top Draft Choice: CB Chris McAlister

09/12	@ St. Louis Rams	62,100	L	10-27
09/19	Pittsburgh Steelers	68,965	L	20-23
09/26	Cleveland Browns	68,803	W	17-10
10/03	@ Atlanta Falcons	50,712	W	19-13 OT
10/10	@ Tennessee Titans	65,486	L	11-14
10/21	Kansas City Chiefs	68,771	L	8-35
10/31	Buffalo Bills	68,673	L	10-13
11/07	@ Cleveland Browns	72,898	W	41-9
11/14	@ Jacksonville Jaguars	67,391	L	3-6
11/21	@ Cincinnati Bengals	43,279	W	34-31
11/28	Jacksonville Jaguars	68,428	L	23-30
12/05	Tennessee Titans	67,854	W	41-14
12/12	@ Pittsburgh Steelers	46,715	W	31-24
12/19	New Orleans Saints	67,597	W	31-8
12/26	Cincinnati Bengals	68,036	W	22-0
1/2/00	@ New England Patriots	50,263	L	3-20

2000: 12-4

HEAD COACH: BRIAN BILLICK

2nd AFC Central - Wild Card • Top Draft Choice: RB Jamal Lewis

09/03	@ Pittsburgh Steelers	55,049	W	16-0
09/10	Jacksonville Jaguars	68,843	W	39-36
09/17	@ Miami Dolphins	73,464	L	6-19
09/24	Cincinnati Bengals	68,481	W	37-0
10/01	@ Cleveland Browns	73,018	W	12-0
10/08	@ Jacksonville Jaguars	65,194	W	15-10
10/15	@ Washington Redskins	83,252	L	3-10
10/22	Tennessee Titans	69,200	L	6-14
10/29	Pittsburgh Steelers	69,405	L	6-9
11/05	@ Cincinnati Bengals	54,759	W	27-7
11/12	@ Tennessee Titans	68,490	W	24-23
11/19	Dallas Cowboys	69,416	W	27-0
11/26	Cleveland Browns	68,361	W	44-7
12/10	San Diego Chargers	68,805	W	24-3
12/17	@ Arizona Cardinals	37,452	W	13-7
12/24	New York Jets	69,184	W	34-20

AFC Wild Card Playoff Game

12/31/00	Denver Broncos	69,638	W	21-3
----------	----------------	--------	---	------

AFC Divisional Playoff Game

1/7/01	@ Tennessee Titans	68,527	W	24-10
--------	--------------------	--------	---	-------

AFC Championship Game

1/14/01	@ Oakland Raiders	62,784	W	16-3
---------	-------------------	--------	---	------

Super Bowl XXXV (Tampa, FL)

1/28/01	@ New York Giants	71,921	W	34-7
---------	-------------------	--------	---	------



ALL-TIME RESULTS

2001: 10-6

HEAD COACH: BRIAN BILLICK

2nd AFC Central - Wild Card • Top Draft Choice: TE Todd Heap

09/09	Chicago Bears	69,365	W	17-6
09/23	@ Cincinnati Bengals	49,632	L	10-21
09/30	@ Denver Broncos	75,082	W	20-13
10/07	Tennessee Titans	69,494	W	26-7
10/14	@ Green Bay Packers	59,866	L	23-31
10/21	@ Cleveland Browns	72,818	L	14-24
10/28	Jacksonville Jaguars	69,439	W	18-17
11/04	@ Pittsburgh Steelers	62,906	W	13-10
11/12	@ Tennessee Titans	68,798	W	16-10
11/18	Cleveland Browns	69,353	L	17-27
11/25	@ Jacksonville Jaguars	53,530	W	24-21
12/02	Indianapolis Colts	69,382	W	39-27
12/16	Pittsburgh Steelers	69,506	L	21-26
12/23	Cincinnati Bengals	68,987	W	16-0
12/29	@ Tampa Bay Buccaneers	65,619	L	10-22
1/7/02	Minnesota Vikings	69,465	W	19-3

AFC Wild Card Playoff Game

1/13/02	@ Miami Dolphins	72,251	W	20-3
---------	------------------	--------	---	------

AFC Divisional Playoff Game

1/20/02	@ Pittsburgh Steelers	63,976	L	10-27
---------	-----------------------	--------	---	-------

2002: 7-9

HEAD COACH: BRIAN BILLICK

3rd AFC North • Top Draft Choice: S Ed Reed

09/08	@ Carolina Panthers	70,386	L	7-10
09/15	Tampa Bay Buccaneers	69,304	L	0-25
09/30	Denver Broncos	69,538	W	34-23
10/06	@ Cleveland Browns	73,688	W	26-21
10/13	@ Indianapolis Colts	56,174	L	20-22
10/20	Jacksonville Jaguars	69,173	W	17-10
10/27	Pittsburgh Steelers	69,638	L	18-31
11/03	@ Atlanta Falcons	68,532	L	17-20
11/10	Cincinnati Bengals	69,024	W	38-27
11/17	@ Miami Dolphins	73,013	L	7-26
11/24	Tennessee Titans	69,365	W	13-12
12/01	@ Cincinnati Bengals	44,878	W	27-23
12/08	New Orleans Saints	69,334	L	25-37
12/15	@ Houston Texans	70,108	W	23-19
12/22	Cleveland Browns	69,349	L	13-14
12/29	@ Pittsburgh Steelers	61,961	L	31-34



OLB Peter Boulware led the Ravens with 7 sacks in 2002.

2003: 10-6

HEAD COACH: BRIAN BILLICK

1st AFC North - Division Title • Top Draft Choice: OLB Terrell Suggs

09/07	@ Pittsburgh Steelers	63,157	L	15-34
09/14	Cleveland Browns	69,473	W	33-13
09/21	@ San Diego Chargers	52,028	W	24-10
09/28	Kansas City Chiefs	69,459	L	10-17
10/12	@ Arizona Cardinals	24,193	W	26-18
10/19	@ Cincinnati Bengals	53,553	L	26-34
10/26	Denver Broncos	69,721	W	26-6
11/02	Jacksonville Jaguars	69,486	W	24-17
11/09	@ St. Louis Rams	66,085	L	22-33
11/16	@ Miami Dolphins	73,333	L	6-9 OT
11/23	Seattle Seahawks	69,477	W	44-41 OT
11/30	San Francisco 49ers	69,549	W	44-6
12/07	Cincinnati Bengals	69,468	W	31-13
12/14	@ Oakland Raiders	45,398	L	12-20
12/21	@ Cleveland Browns	72,548	W	35-0
12/28	Pittsburgh Steelers	70,001	W	13-10 OT

AFC Wild Card Playoff Game

1/3/04	Tennessee Titans	69,452	L	17-20
--------	------------------	--------	---	-------

2004: 9-7

HEAD COACH: BRIAN BILLICK

2nd AFC North • Top Draft Choice: DT Dwan Edwards

09/12	@ Cleveland Browns	73,068	L	3-20
09/19	Pittsburgh Steelers	69,859	W	30-13
09/26	@ Cincinnati Bengals	65,575	W	23-9
10/04	Kansas City Chiefs	69,827	L	24-27
10/10	@ Washington Redskins	90,287	W	17-10
10/24	Buffalo Bills	69,809	W	20-6
10/31	@ Philadelphia Eagles	67,715	L	10-15
11/07	Cleveland Browns	69,781	W	27-13
11/14	@ New York Jets	77,826	W	20-17 OT
11/21	Dallas Cowboys	69,924	W	30-10
11/28	@ New England Patriots	68,756	L	3-24
12/05	Cincinnati Bengals	69,695	L	26-27
12/12	New York Giants	69,856	W	37-14
12/19	@ Indianapolis Colts	57,240	L	10-20
12/26	@ Pittsburgh Steelers	64,227	L	7-20
1/2/05	Miami Dolphins	69,843	W	30-23

2005: 6-10

HEAD COACH: BRIAN BILLICK

3rd AFC North • Top Draft Choice: WR Mark Clayton

09/11	Indianapolis Colts	70,501	L	7-24
09/18	@ Tennessee Titans	69,149	L	10-25
10/02	New York Jets	70,479	W	13-3
10/09	@ Detroit Lions	61,201	L	17-35
10/16	Cleveland Browns	70,196	W	16-3
10/23	@ Chicago Bears	62,102	L	6-10
10/31	@ Pittsburgh Steelers	64,178	L	19-20
11/06	Cincinnati Bengals	70,540	L	9-21
11/13	@ Jacksonville Jaguars	66,107	L	3-30
11/20	Pittsburgh Steelers	70,601	W	16-13 OT
11/27	@ Cincinnati Bengals	65,680	L	29-42
12/04	Houston Texans	69,909	W	16-15
12/11	@ Denver Broncos	75,651	L	10-12
12/19	Green Bay Packers	70,604	W	48-3
12/25	Minnesota Vikings	70,246	W	30-23
1/1/06	@ Cleveland Browns	69,871	L	16-20

ALL-TIME RESULTS

2006: 13-3

HEAD COACH: BRIAN BILLICK

1st AFC North - Division Title • Top Draft Choice: DT Haloti Ngata

09/10	@ Tampa Bay Buccaneers	65,087	W	27-0
09/17	Oakland Raiders	70,744	W	28-6
09/24	@ Cleveland Browns	72,474	W	15-14
10/01	San Diego Chargers	70,743	W	16-13
10/09	@ Denver Broncos	76,355	L	3-13
10/15	Carolina Panthers	70,762	L	21-23
10/29	@ New Orleans Saints	69,152	W	35-22
11/05	Cincinnati Bengals	70,792	W	26-20
11/12	@ Tennessee Titans	69,143	W	27-26
11/19	Atlanta Falcons	70,790	W	24-10
11/26	Pittsburgh Steelers	70,946	W	27-0
11/30	@ Cincinnati Bengals	65,973	L	7-13
12/10	@ Kansas City Chiefs	77,232	W	20-10
12/17	Cleveland Browns	70,857	W	27-17
12/24	@ Pittsburgh Steelers	63,224	W	31-7
12/31	Buffalo Bills	70,913	W	19-7

AFC Divisional Playoff Game

1/13/07	Indianapolis Colts	71,162	L	6-15
---------	--------------------	--------	---	------

2007: 5-11

HEAD COACH: BRIAN BILLICK

4th AFC North • Top Draft Choice: G Ben Grubbs

09/10	@ Cincinnati	66,093	L	20-27
09/16	New York Jets	71,246	W	20-13
09/23	Arizona Cardinals	71,372	W	26-23
09/30	@ Cleveland Browns	73,024	L	13-27
10/07	@ San Francisco 49ers	67,885	W	9-7
10/14	St. Louis Rams	71,175	W	22-3
10/21	@ Buffalo Bills	70,727	L	14-19
11/05	@ Pittsburgh Steelers	63,457	L	7-38
11/11	Cincinnati Bengals	71,130	L	7-21
11/18	Cleveland Browns	71,055	L	30-33 OT
11/25	@ San Diego Chargers	63,337	L	14-32
12/03	New England Patriots	71,382	L	24-27
12/09	Indianapolis Colts	70,513	L	20-44
12/16	@ Miami Dolphins	70,287	L	16-22 OT
12/23	@ Seattle Seahawks	68,164	L	6-27
12/30	Pittsburgh Steelers	71,353	W	27-21

2008: 11-5

HEAD COACH: JOHN HARBAUGH

2nd AFC North - Wild Card • Top Draft Choice: QB Joe Flacco

09/07	Cincinnati Bengals	70,978	W	17-10
09/21	Cleveland Browns	71,104	W	28-10
09/29	@ Pittsburgh Steelers	64,038	L	20-23 OT
10/05	Tennessee Titans	71,131	L	10-13
10/12	@ Indianapolis Colts	66,153	L	3-31
10/19	@ Miami Dolphins	64,972	W	27-13
10/26	Oakland Raiders	71,254	W	29-10
11/02	@ Cleveland Browns	73,078	W	37-27
11/09	@ Houston Texans	70,552	W	41-13
11/16	@ New York Giants	78,849	L	10-30
11/23	Philadelphia Eagles	71,379	W	36-7
11/30	@ Cincinnati Bengals	63,871	W	34-3
12/07	Washington Redskins	71,438	W	24-10
12/14	Pittsburgh Steelers	71,502	L	9-13
12/20	@ Dallas Cowboys	63,800	W	33-24
12/28	Jacksonville Jaguars	71,366	W	27-7

AFC Wild Card Playoff Game

1/4/09	@ Miami Dolphins	74,240	W	27-9
--------	------------------	--------	---	------

AFC Divisional Playoff Game

1/10/09	@ Tennessee Titans	69,143	W	13-10
---------	--------------------	--------	---	-------

AFC Championship Game

1/18/09	@ Pittsburgh Steelers	65,350	L	14-23
---------	-----------------------	--------	---	-------

2009: 9-7

HEAD COACH: JOHN HARBAUGH

2nd AFC North - Wild Card • Top Draft Choice: T Michael Oher

09/13	Kansas City Chiefs	71,099	W	38-24
09/20	@ San Diego Chargers	66,882	W	31-26
09/27	Cleveland Browns	70,950	W	34-3
10/04	@ New England Patriots	68,756	L	21-27
10/11	Cincinnati Bengals	71,161	L	14-17
10/18	@ Minnesota Vikings	63,689	L	31-33
11/01	Denver Broncos	71,132	W	30-7
11/08	@ Cincinnati Bengals	64,313	L	7-17
11/16	@ Cleveland Browns	69,023	W	16-0
11/22	Indianapolis Colts	71,320	L	15-17
11/29	Pittsburgh Steelers	71,314	W	20-17 OT
12/07	@ Green Bay Packers	70,286	L	14-27
12/13	Detroit Lions	70,673	W	48-3
12/20	Chicago Bears	71,011	W	31-7
12/27	@ Pittsburgh Steelers	64,068	L	20-23
1/3/10	@ Oakland Raiders	38,400	W	21-13

AFC Wild Card Playoff Game

1/10/10	@ New England Patriots	68,756	W	33-14
---------	------------------------	--------	---	-------

AFC Divisional Playoff Game

1/16/10	@ Indianapolis Colts	67,535	L	3-20
---------	----------------------	--------	---	------



WR Derrick Mason, the Ravens' all-time leading receiver, led the team with 103 catches during the 2007 season.

ALL-TIME RESULTS

2010: 12-4

HEAD COACH: JOHN HARBAUGH

2nd AFC North - Wild Card • Top Draft Choice: OLB Sergio Kindle

09/13	@ New York Jets	78,127	W	10-9
09/19	@ Cincinnati Bengals	64,071	L	10-15
09/26	Cleveland Browns	71,119	W	24-17
10/03	@ Pittsburgh Steelers	64,729	W	17-14
10/10	Denver Broncos	71,246	W	31-17
10/17	@ New England Patriots	68,756	L	20-23 OT
10/24	Buffalo Bills	71,220	W	37-34 OT
11/07	Miami Dolphins	71,305	W	26-10
11/11	@ Atlanta Falcons	68,474	L	21-26
11/21	@ Carolina Panthers	73,021	W	37-13
11/28	Tampa Bay Buccaneers	70,989	W	17-10
12/05	Pittsburgh Steelers	71,418	L	10-13
12/13	@ Houston Texans	71,413	W	34-28 OT
12/19	New Orleans Saints	71,432	W	30-24
12/26	@ Cleveland Browns	65,028	W	20-10
1/2/11	Cincinnati Bengals	71,088	W	13-7

AFC Wild Card Playoff Game

1/9/11	@ Kansas City Chiefs	72,190	W	30-7
--------	----------------------	--------	---	------

AFC Divisional Playoff Game

1/15/11	@ Pittsburgh Steelers	64,879	L	24-31
---------	-----------------------	--------	---	-------

2011: 12-4

HEAD COACH: JOHN HARBAUGH

1st AFC North - Division Title • Top Draft Choice: CB Jimmy Smith

09/11	Pittsburgh Steelers	71,434	W	35-7
09/18	@ Tennessee Titans	69,143	L	13-26
09/25	@ St. Louis Rams	56,289	W	37-7
10/02	New York Jets	71,247	W	34-17
10/16	Houston Texans	71,154	W	29-14
10/24	@ Jacksonville Jaguars	62,976	L	7-12
10/30	Arizona Cardinals	71,022	W	30-27
11/06	@ Pittsburgh Steelers	64,851	W	23-20
11/13	@ Seattle Seahawks	66,522	L	17-22
11/20	Cincinnati Bengals	71,320	W	31-24
11/24	San Francisco 49ers	71,345	W	16-6
12/04	@ Cleveland Browns	63,648	W	24-10
12/11	Indianapolis Colts	71,187	W	24-10
12/18	@ San Diego Chargers	67,242	L	14-34
12/24	Cleveland Browns	71,083	W	20-14
1/1/12	@ Cincinnati Bengals	63,439	W	24-16

AFC Divisional Playoff Game

1/15/12	Houston Texans	71,547	W	20-13
---------	----------------	--------	---	-------

AFC Championship Game

1/22/12	@ New England Patriots	68,756	L	20-23
---------	------------------------	--------	---	-------

2012: 10-6

HEAD COACH: JOHN HARBAUGH

1st AFC North - Division Title • Top Draft Choice: OLB Courtney Upshaw

09/10	Cincinnati Bengals	71,064	W	44-13
09/16	@ Philadelphia Eagles	69,144	L	23-24
09/23	New England Patriots	71,269	W	31-30
09/27	Cleveland Browns	70,944	W	23-16
10/07	@ Kansas City Chiefs	68,803	W	9-6
10/14	Dallas Cowboys	71,384	W	31-29
10/21	@ Houston Texans	71,708	L	13-43
11/04	@ Cleveland Browns	65,449	W	25-15
11/11	Oakland Raiders	71,339	W	55-20
11/18	@ Pittsburgh Steelers	63,446	W	13-10
11/25	@ San Diego Chargers	57,882	W	16-13 OT
12/02	Pittsburgh Steelers	71,442	L	20-23
12/09	@ Washington Redskins	81,178	L	28-31 OT
12/16	Denver Broncos	71,317	L	17-34
12/23	New York Giants	71,470	W	33-14
12/30	@ Cincinnati Bengals	61,565	L	17-23

AFC Wild Card Playoff Game

1/6/13	Indianapolis Colts	71,379	W	24-9
--------	--------------------	--------	---	------

AFC Divisional Playoff Game

1/12/13	@ Denver Broncos	76,732	W	38-35 2OT
---------	------------------	--------	---	-----------

AFC Championship Game

1/20/13	@ New England Patriots	68,756	W	28-13
---------	------------------------	--------	---	-------

Super Bowl XLVII (New Orleans, LA)

2/3/13	vs. San Francisco 49ers	71,024	W	34-31
--------	-------------------------	--------	---	-------

2012 WORLD CHAMPIONS



2013: 8-8

HEAD COACH: JOHN HARBAUGH

3rd AFC North • Top Draft Choice: S Matt Elam

09/05	@ Denver Broncos	76,977	L	27-49
09/15	Cleveland Browns	71,098	W	14-6
09/22	Houston Texans	71,168	W	30-9
09/29	@ Buffalo Bills	68,296	L	20-23
10/06	@ Miami Dolphins	68,342	W	26-23
10/13	Green Bay Packers	71,319	L	17-19
10/20	@ Pittsburgh Steelers	62,295	L	16-19
11/03	@ Cleveland Browns	71,513	L	18-24
11/10	Cincinnati Bengals	70,992	W	20-17 OT
11/17	@ Chicago Bears	62,367	L	20-23 OT
11/24	New York Jets	71,148	W	19-3
11/28	Pittsburgh Steelers	71,005	W	22-20
12/08	Minnesota Vikings	70,921	W	29-26
12/16	@ Detroit Lions	64,742	W	18-16
12/22	New England Patriots	71,433	L	7-41
12/29	@ Cincinnati Bengals	62,406	L	17-34

BALTIMORE RAVENS.COM

ALL-TIME RESULTS & LARGEST CROWDS

2014: 10-6

HEAD COACH: JOHN HARBAUGH

3rd AFC North - Wild Card • Top Draft Choice: LB C.J. Mosley

09/07	Cincinnati Bengals	70,925	L	16-23
09/11	Pittsburgh Steelers	71,181	W	26-6
09/21	@ Cleveland Browns	67,407	W	23-21
09/28	Carolina Panthers	71,218	W	38-10
10/05	@ Indianapolis Colts	65,258	L	13-20
10/12	@ Tampa Bay Buccaneers	60,041	W	48-17
10/19	Atlanta Falcons	71,184	W	29-7
10/26	@ Cincinnati Bengals	55,711	L	24-27
11/02	@ Pittsburgh Steelers	63,971	L	23-43
11/09	Tennessee Titans	70,914	W	21-7
11/24	@ New Orleans Saints	73,373	W	34-27
11/30	San Diego Chargers	71,060	L	33-34
12/07	@ Miami Dolphins	70,244	W	28-13
12/14	Jacksonville Jaguars	70,801	W	20-12
12/21	@ Houston Texans	71,771	L	13-25
12/28	Cleveland Browns	71,070	W	20-10

AFC Wild Card Playoff Game

1/3/15	@ Pittsburgh Steelers	62,780	W	30-17
--------	-----------------------	--------	---	-------

AFC Divisional Playoff Game

1/10/15	@ New England Patriots	68,756	L	31-35
---------	------------------------	--------	---	-------



OLB Terrell Suggs helped lead the Ravens to a 30-17 victory in the 2014 Wild Card Playoff victory at Pittsburgh, posting 6 tackles and 1 INT.

2015: 5-11

HEAD COACH: JOHN HARBAUGH

3rd AFC North • Top Draft Choice: WR Breshad Perriman

09/13	@ Denver Broncos	76,798	L	13-19
09/20	@ Oakland Raiders	53,500	L	33-37
09/27	Cincinnati Bengals	70,970	L	24-28
10/01	@ Pittsburgh Steelers	63,929	W	23-20 OT
10/11	Cleveland Browns	71,046	L	30-33 OT
10/18	@ San Francisco 49ers	70,799	L	20-25
10/26	@ Arizona Cardinals	64,722	L	18-26
11/01	San Diego Chargers	70,829	W	29-26
11/15	Jacksonville Jaguars	70,837	L	20-22
11/22	St. Louis Rams	71,105	W	16-13
11/30	@ Cleveland Browns	64,380	W	33-27
12/06	@ Miami Dolphins	64,519	L	13-15
12/13	Seattle Seahawks	71,179	L	6-35
12/20	Kansas City Chiefs	70,791	L	14-34
12/27	Pittsburgh Steelers	71,261	W	20-17
1/3/16	@ Cincinnati Bengals	57,254	L	16-24

2016: 8-8

HEAD COACH: JOHN HARBAUGH

2nd AFC North • Top Draft Choice: T Ronnie Stanley

09/11	Buffalo Bills	71,104	W	13-7
09/18	@ Cleveland Browns	67,431	W	25-20
09/25	@ Jacksonville Jaguars	60,127	W	19-17
10/02	Oakland Raiders	71,152	L	27-28
10/09	Washington Redskins	71,318	L	10-16
10/16	@ New York Giants	78,487	L	23-27
10/23	@ New York Jets	78,160	L	16-24
11/06	Pittsburgh Steelers	71,286	W	21-14
11/10	Cleveland Browns	70,921	W	28-7
11/20	@ Dallas Cowboys	93,056	L	17-27
11/27	Cincinnati Bengals	70,903	W	19-14
12/04	Miami Dolphins	70,916	W	38-6
12/12	@ New England Patriots	66,829	L	23-30
12/18	Philadelphia Eagles	71,223	W	27-26
12/25	@ Pittsburgh Steelers	66,276	L	27-31
1/1/17	@ Cincinnati Bengals	54,944	L	10-27

RAVENS LARGEST CROWDS

The Ravens played in Memorial Stadium from 1996-97 and PSINet Stadium from 1998-2001. In 2002, the facility was known as Ravens Stadium. In 2003, the Ravens entered a partnership, and the stadium was re-named M&T Bank Stadium. (The stadium's capacity was increased in 2007 to 71,008 from previous listings of 70,107 and 69,084.)

HOME

01/15/12	71,547. . . .	vs. Houston Texans (Div.)
12/14/08	71,502. . . .	vs. Pittsburgh Steelers
12/23/12	71,470. . . .	vs. New York Giants
12/02/12	71,442. . . .	vs. Pittsburgh Steelers
12/07/08	71,438. . . .	vs. Washington Redskins
09/11/11	71,434. . . .	vs. Pittsburgh Steelers
12/22/13	71,433. . . .	vs. New England Patriots
12/19/10	71,432. . . .	vs. New Orleans Saints
12/05/10	71,418. . . .	vs. Pittsburgh Steelers
10/14/12	71,384. . . .	vs. Dallas Cowboys

AWAY

11/20/16	93,056. . . .	@ Dallas Cowboys
10/10/04	90,287. . . .	@ Washington Redskins
10/15/00	83,252. . . .	@ Washington Redskins
12/09/12	81,178. . . .	@ Washington Redskins
11/16/08	78,849. . . .	@ New York Giants
10/16/16	78,487. . . .	@ New York Giants
09/13/10	78,127. . . .	@ New York Jets
11/14/04	77,826. . . .	@ New York Jets
11/02/97	77,716. . . .	@ New York Jets
12/10/06	77,232. . . .	@ Kansas City Chiefs

RAVENS VS. AFC OPPONENTS

AFC NORTH

CINCINNATI BENGALS HEAD COACH MARVIN LEWIS

Regular Season Series Tied, 21-21
Preseason Series, No Meetings



11/03/96	Bengals	24-21 Bal.	60,743
12/08/96	Bengals	21-14 @ Cin.	43,022
09/07/97	Ravens	23-10 Bal.	52,968
12/21/97	Bengals	16-14 @ Cin.	50,917
09/27/98	Ravens	31-21 Bal.	68,154
11/22/98	Ravens	20-13 @ Cin.	52,571
11/21/99	Ravens	34-31 @ Cin.	43,279
12/26/99	Ravens	22-0 Bal.	68,036
09/24/00	Ravens	37-0 Bal.	68,481
11/05/00	Ravens	27-7 @ Cin.	54,759
09/23/01	Bengals	21-10 @ Cin.	49,632
12/23/01	Ravens	16-0 Bal.	68,987
11/10/02	Ravens	38-27 Bal.	69,024
12/01/02	Ravens	27-23 @ Cin.	44,878
10/19/03	Bengals	34-26 @ Cin.	53,553
12/07/03	Ravens	31-13 Bal.	69,468
09/26/04	Ravens	23-9 @ Cin.	65,575
12/05/04	Bengals	27-26 Bal.	69,695
11/06/05	Bengals	21-9 Bal.	70,540
11/27/05	Bengals	42-29 @ Cin.	65,680
11/05/06	Ravens	26-20 Bal.	70,792
11/30/06	Bengals	13-7 @ Cin.	65,973
09/10/07	Bengals	27-20 @ Cin.	66,093
11/11/07	Bengals	21-7 Bal.	71,130
09/07/08	Ravens	17-10 Bal.	70,978
11/30/08	Ravens	34-3 @ Cin.	63,871
10/11/09	Bengals	17-14 Bal.	71,161
11/08/09	Bengals	17-7 @ Cin.	64,313
09/19/10	Bengals	15-10 @ Cin.	64,071
01/02/11	Ravens	13-7 Bal.	71,088
11/20/11	Ravens	31-24 Bal.	71,320
01/01/12	Ravens	24-16 @ Cin.	63,439
09/10/12	Ravens	44-13 Bal.	71,064
12/30/12	Bengals	23-17 @ Cin.	61,565
11/10/13	Ravens	20-17 Bal. OT	70,992
12/29/13	Bengals	34-17 @ Cin.	62,406
09/07/14	Bengals	23-16 Bal.	70,925
10/26/14	Bengals	27-24 @ Cin.	55,711
09/27/15	Bengals	28-24 Bal.	70,970
01/03/16	Bengals	24-16 @ Cin.	57,254
11/27/16	Ravens	19-14 Bal.	70,903
01/01/17	Bengals	27-10 @ Cin.	54,944

CLEVELAND BROWNS HEAD COACH HUE JACKSON

Ravens Lead Regular Season Series, 27-9
Preseason Series, No Meetings



09/26/99	Ravens	17-10 Bal.	68,803
11/07/99	Ravens	41-9 @ Cle.	72,898
10/01/00	Ravens	12-0 @ Cle.	73,018
11/26/00	Ravens	44-7 Bal.	68,361

10/21/01	Browns	24-14 @ Cle.	72,818
11/18/01	Browns	27-17 Bal.	69,353
10/06/02	Ravens	26-21 @ Cle.	73,688
12/22/02	Browns	14-13 Bal.	69,348
09/14/03	Ravens	33-13 Bal.	69,473
12/21/03	Ravens	35-0 @ Cle.	72,548
09/12/04	Browns	20-3 @ Cle.	73,068
11/07/04	Ravens	27-13 Bal.	69,781
10/16/05	Ravens	16-3 Bal.	70,196
01/01/06	Browns	20-16 @ Cle.	69,871
09/24/06	Ravens	15-14 @ Cle.	72,474
12/17/06	Ravens	27-17 Bal.	70,857
09/30/07	Browns	27-13 @ Cle.	73,024
11/18/07	Browns	33-30 Bal. OT	71,055
09/21/08	Ravens	28-10 Bal.	71,104
11/02/08	Ravens	37-27 @ Cle.	73,078
09/27/09	Ravens	34-3 Bal.	70,950
11/16/09	Ravens	16-0 @ Cle.	69,023
09/26/10	Ravens	24-17 Bal.	71,119
12/26/10	Ravens	20-10 @ Cle.	65,028
12/04/11	Ravens	24-10 @ Cle.	63,648
12/24/11	Ravens	20-14 Bal.	71,083
09/27/12	Ravens	23-16 Bal.	70,944
11/04/12	Ravens	25-15 @ Cle.	65,449
09/15/13	Ravens	14-6 Bal.	71,098
11/03/13	Browns	24-18 @ Cle.	71,513
09/21/14	Ravens	23-21 @ Cle.	67,407
12/28/14	Ravens	20-10 Bal.	71,070
10/11/15	Browns	33-30 Bal. OT	71,046
11/30/15	Ravens	33-27 @ Cle.	64,380
09/18/16	Ravens	25-20 @ Cle.	67,431
11/10/16	Ravens	28-7 Bal.	70,921

PITTSBURGH STEELERS HEAD COACH MIKE TOMLIN

Steelers Lead Regular Season Series, 22-20
Preseason Series, No Meetings



09/08/96	Steelers	31-17 @ Pit.	57,241
12/01/96	Ravens	31-17 Bal.	51,822
10/05/97	Steelers	42-34 Bal.	64,421
11/09/97	Steelers	37-0 @ Pit.	56,669
09/06/98	Steelers	20-13 Bal.	68,847
10/18/98	Steelers	16-6 @ Pit.	58,620
09/19/99	Steelers	23-20 Bal.	68,965
12/12/99	Ravens	31-24 @ Pit.	46,715
09/03/00	Ravens	16-0 @ Pit.	55,049
10/29/00	Steelers	9-6 Bal.	69,405
11/04/01	Ravens	13-10 @ Pit.	62,906
12/16/01	Steelers	26-21 Bal.	69,506
10/27/02	Steelers	31-18 Bal.	69,638
12/29/02	Steelers	34-31 @ Pit.	61,961
09/07/03	Steelers	34-15 @ Pit.	63,157
12/28/03	Ravens	13-10 Bal. OT	70,001
09/19/04	Ravens	30-13 Bal.	69,859
12/26/04	Steelers	20-7 @ Pit.	64,227
10/31/05	Steelers	20-19 @ Pit.	64,178
11/20/05	Ravens	16-13 Bal. OT	70,601
11/26/06	Ravens	27-0 Bal.	70,946

RAVENS VS. AFC OPPONENTS

AFC NORTH CONT'D

12/24/06	Ravens	31-7 @ Pit.	63,224
11/05/07	Steelers	38-7 @ Pit.	63,457
12/30/07	Ravens	27-21 Bal.	71,353
09/29/08	Steelers	23-20 @ Pit. OT.	64,038
12/14/08	Steelers	13-9 Bal.	71,502
11/29/09	Ravens	20-17 Bal. OT	71,314
12/27/09	Steelers	23-20 @ Pit.	64,068
10/03/10	Ravens	17-14 @ Pit.	64,729
12/05/10	Steelers	13-10 Bal.	71,418
09/11/11	Ravens	35-7 Bal.	71,434
11/06/11	Ravens	23-20 @ Pit.	64,851
11/18/12	Ravens	13-10 @ Pit.	63,446
12/02/12	Steelers	23-20 Bal.	71,442
10/20/13	Steelers	19-16 @ Pit.	62,295
11/28/13	Ravens	22-20 Bal.	71,005
09/11/14	Ravens	26-6 Bal.	71,181
11/02/14	Steelers	43-23 @ Pit.	63,971
10/01/15	Ravens	23-20 @ Pit. OT.	63,929
12/27/15	Ravens	20-17 Bal.	71,261
11/06/16	Ravens	21-14 Bal.	71,286
12/25/16	Steelers	31-27 @ Pit.	66,276

Steelers Lead Postseason Series, 3-1

01/20/02	Steelers	27-10 @ Pit.	63,976
	Divisional Playoff		
01/18/09	Steelers	23-14 @ Pit.	65,350
	AFC Championship		
01/15/11	Steelers	31-24 @ Pit.	64,879
	Divisional Playoff		
01/03/15	Ravens	30-17 @ Pit.	62,780
	Wild Card		

AFC SOUTH

HOUSTON TEXANS

HEAD COACH BILL O'BRIEN

Ravens Lead Regular Season Series, 6-2

Preseason Series, No Meetings



12/15/02	Ravens	23-19 @ Hou.	70,108
12/04/05	Ravens	16-15 Bal.	69,909
11/09/08	Ravens	41-13 @ Hou.	70,552
12/13/10	Ravens	34-28 @ Hou. OT	71,413
10/16/11	Ravens	29-14 Bal.	71,154
10/21/12	Texans	43-13 @ Hou.	71,708
09/22/13	Ravens	30-9 Bal.	71,168
12/21/14	Texans	25-13 @ Hou.	71,771

Ravens Lead Postseason Series, 1-0

01/15/12	Ravens	20-13 Bal.	71,547
	Divisional Playoff		



INDIANAPOLIS COLTS

HEAD COACH CHUCK PAGANO

Colts Lead Regular Season Series, 8-3

Ravens Lead Preseason Series, 1-0



Preseason

08/20/16	Ravens	19-18 @ Ind.	65,327
----------	--------	--------------	--------

Regular Season

10/13/96	Colts	26-21 @ Ind.	56,978
11/29/98	Ravens	38-31 Bal.	68,898
12/02/01	Ravens	39-27 Bal.	69,382
10/13/02	Colts	22-20 @ Ind.	56,174
12/09/04	Colts	20-10 @ Ind.	57,240
09/11/05	Colts	24-7 Bal.	70,501
12/09/07	Colts	44-20 Bal.	70,513
10/12/08	Colts	31-3 @ Ind.	66,153
11/22/09	Colts	17-15 Bal.	71,320
12/11/11	Ravens	24-10 Bal.	71,187
10/05/14	Colts	20-13 @ Ind.	65,258

Colts Lead Postseason Series, 2-1

01/13/07	Colts	15-6 Bal.	71,162
	Divisional Playoff		
01/16/10	Colts	20-3 @ Ind.	67,535
	Divisional Playoff		
01/06/13	Ravens	24-9 Bal.	71,379
	Wild Card Playoff		

JACKSONVILLE JAGUARS

HEAD COACH DOUG MARRONE

Jaguars Lead Regular Season Series, 11-9

Ravens Lead Preseason Series, 1-0



Preseason

08/23/12	Ravens	48-17 Bal.	70,502
----------	--------	------------	--------

Regular Season

11/10/96	Jaguars	30-27 @ Jax.	64,628
11/24/96	Jaguars	28-25 Bal. OT	57,384
08/31/97	Jaguars	28-27 Bal.	61,018
11/30/97	Jaguars	29-27 @ Jax.	63,712
09/20/98	Jaguars	24-10 @ Jax.	67,069
11/01/98	Jaguars	45-19 Bal.	68,915
11/14/99	Jaguars	6-3 @ Jax.	67,391
11/28/99	Jaguars	30-23 Bal.	68,428
09/10/00	Ravens	39-36 Bal.	68,843
10/08/00	Ravens	15-10 @ Jax.	65,194
10/28/01	Ravens	18-17 Bal.	69,439
11/25/01	Ravens	24-21 @ Jax.	53,530
10/20/02	Ravens	17-10 Bal.	69,173
11/02/03	Ravens	24-17 Bal.	69,486
11/13/05	Jaguars	30-3 @ Jax.	66,107
12/28/08	Ravens	27-7 Bal.	71,366
10/24/11	Jaguars	12-7 @ Jax.	62,976
12/14/14	Ravens	20-12 Bal.	70,801
11/15/15	Jaguars	22-20 Bal.	70,837
09/25/16	Ravens	19-17 @ Jax.	60,127

RAVENS VS. AFC OPPONENTS

AFC SOUTH CONT'D

TENNESSEE TITANS HEAD COACH MIKE MULARKEY

Regular Season Series Tied, 9-9
Preseason Series, No Meetings



09/15/96	Oilers	29-13 @ Hou.	20,082
12/22/96	Oilers	24-21 Bal.	52,704
09/21/97	Ravens	36-10 @ Ten.	17,737
12/14/97	Ravens	21-19 Bal.	60,558
10/11/98	Titans	12-8 Bal.	68,561
12/06/98	Titans	16-14 @ Ten.	31,124
10/10/99	Titans	14-11 @ Ten.	65,486
12/05/99	Ravens	41-14 Bal.	67,854
10/22/00	Titans	16-14 Bal.	68,490
11/12/00	Ravens	24-23 @ Ten.	69,200
10/07/01	Ravens	26-7 Bal.	69,494
11/12/01	Ravens	16-10 @ Ten.	68,798
11/24/02	Ravens	13-12 Bal.	69,365
09/18/05	Titans	25-10 @ Ten.	69,149
11/12/06	Ravens	27-26 @ Ten.	69,143
10/05/08	Titans	13-10 Bal.	71,131
09/18/11	Titans	26-13 @ Ten.	69,143
11/09/14	Ravens	21-7 Bal.	70,914

Ravens Lead Postseason Series, 2-1

01/07/01	Ravens	24-10 @ Ten.	68,527
	Divisional Playoff		
01/03/04	Titans	20-17 Bal.	69,452
	Wild Card		
01/10/09	Ravens	13-10 @ Ten.	69,143
	Divisional Playoff		

AFC EAST

BUFFALO BILLS HEAD COACH SEAN McDERMOTT

Ravens Lead Regular Season Series, 4-3
Bills Lead Preseason Series, 2-1



Preseason

08/23/96	Ravens	37-14 @ Buf.	51,905
08/22/97	Bills	31-28 Bal.	54,473
08/09/03	Bills	28-10 Bal.	68,550

Regular Season

10/31/99	Bills	13-10 Bal.	68,673
10/24/04	Ravens	20-6 Bal.	69,809
12/31/06	Ravens	19-7 Bal.	70,913
10/21/07	Bills	19-14 @ Buf.	70,727
10/24/10	Ravens	37-34 Bal. OT	71,220
09/29/13	Bills	23-20 @ Buf.	68,296
09/11/16	Ravens	13-7 Bal.	71,104

MIAMI DOLPHINS HEAD COACH ADAM GASE

Regular Season Series Tied, 6-6
Preseason Series, No Meetings



10/19/97	Dolphins	24-13 Bal.	64,354
09/17/00	Dolphins	19-6 @ Mia.	73,464

11/17/02	Dolphins	26-7 @ Mia.	73,013
11/16/03	Dolphins	9-6 @ Mia. OT	73,333
01/02/05	Ravens	30-23 Bal.	69,843
12/16/07	Dolphins	22-16 @ Mia. OT	70,287
10/19/08	Ravens	27-13 @ Mia.	64,972
11/07/10	Ravens	26-10 Bal.	71,305
10/06/13	Ravens	26-23 @ Mia.	68,342
12/07/14	Ravens	28-13 @ Mia.	70,244
12/06/15	Dolphins	15-13 @ Mia.	64,519
12/04/16	Ravens	38-6 Bal.	70,916

Ravens Lead Postseason Series, 2-0

01/13/02	Ravens	20-3 @ Mia.	72,251
	Wild Card		
01/04/09	Ravens	27-9 @ Mia.	74,240
	Wild Card		

NEW ENGLAND PATRIOTS HEAD COACH BILL BELICHICK

Patriots Lead Regular Season Series, 8-1
Ravens Lead Preseason Series, 1-0



Preseason

08/07/08	Ravens	16-15 @ NE	68,756
----------	--------	------------	--------

Regular Season

10/06/96	Patriots	46-38 Bal.	63,569
01/02/00	Patriots	20-3 @ NE	50,263
11/28/04	Patriots	24-3 @ NE	68,756
12/03/07	Patriots	27-24 Bal.	71,382
10/04/09	Patriots	27-21 @ NE	68,756
10/17/10	Patriots	23-20 @ NE OT	68,756
09/23/12	Ravens	31-30 Bal.	71,269
12/22/13	Patriots	41-7 Bal.	71,433
12/12/16	Patriots	30-23 @ NE	66,829

Postseason Series Tied, 2-2

01/10/10	Ravens	33-14 @ NE.	68,756
	Wild Card Playoff		
01/22/12	Patriots	23-20 @ NE.	68,756
	AFC Championship		
01/20/13	Ravens	28-13 @ NE.	68,756
	AFC Championship		
01/10/15	Patriots	35-31 @ NE.	68,756
	Divisional Playoff		

NEW YORK JETS HEAD COACH TODD BOWLES

Ravens Lead Regular Season Series, 8-2
Preseason Series Tied, 3-3



Preseason

08/08/97	Jets	39-29 @ NYJ.	23,067
08/16/98	Ravens	33-0 @ NYJ.	47,906
08/22/00	Ravens	10-0 Bal.	66,588
08/18/01	Jets	16-3 @ NYJ.	76,406
08/15/02	Jets	34-16 Bal.	67,681
08/24/09	Ravens	24-23 Bal.	70,335

Regular Season

11/02/97	Jets	19-16 @ NYJ OT	59,524
09/13/98	Ravens	24-10 @ NYJ.	70,063

RAVENS VS. AFC & NFC OPPONENTS

AFC EAST CONT'D

12/24/00	Ravens	34-20 Bal.	69,184
11/14/04	Ravens	20-17 @ NYJ OT	77,826
10/02/05	Ravens	13-3 Bal.	70,479
09/16/07	Ravens	20-13 Bal.	71,246
09/13/10	Ravens	10-9 @ NYJ	78,127
10/02/11	Ravens	34-17 Bal.	71,247
11/24/13	Ravens	19-3 Bal.	71,148
10/23/16	Jets	24-16 @ NYJ	78,160

AFC WEST

DENVER BRONCOS HEAD COACH VANCE JOSEPH

Broncos Lead Regular Season Series, 6-5
Preseason Series, No Meetings



10/20/96	Broncos	45-34 @ Den.	70,453
09/30/01	Ravens	20-13 @ Den.	75,082
09/30/02	Ravens	34-23 Bal.	69,638
10/26/03	Ravens	26-6 Bal.	69,721
12/11/05	Broncos	12-10 @ Den.	75,651
10/09/06	Broncos	13-3 @ Den.	76,355
11/01/09	Ravens	30-7 Bal.	71,132
10/10/10	Ravens	31-17 Bal.	71,246
12/16/12	Broncos	34-17 Bal.	71,317
09/05/13	Broncos	49-27 @ Den.	76,977
09/13/15	Broncos	19-13 @ Den.	76,798

Ravens Lead Postseason Series, 2-0

12/31/00	Ravens	21-3 Bal.	69,638
		Wild Card	
01/12/13	Ravens	38-35 @ Den. 2OT	76,732
		Divisional Playoff	

KANSAS CITY CHIEFS HEAD COACH ANDY REID

Chiefs Lead Regular Season Series, 4-3
Ravens Lead Preseason Series, 1-0



Preseason

08/19/11	Ravens	31-13 Bal.	70,690
----------	--------	------------	--------

Regular Season

10/21/99	Chiefs	35-8 Bal.	68,771
09/28/03	Chiefs	17-10 Bal.	69,459
10/04/04	Chiefs	27-24 Bal.	69,827
12/10/06	Ravens	20-10 @ KC	77,232
09/13/09	Ravens	38-24 Bal.	71,099
10/07/12	Ravens	9-6 @ KC	68,803
12/20/15	Chiefs	34-14 Bal.	70,791

Ravens Lead Postseason Series, 1-0

01/09/11	Ravens	30-7 @ KC	72,190
		Wild Card	

**BALTIMORE
RAVENS.COM**

OAKLAND RAIDERS

HEAD COACH JACK DEL RIO

Ravens Lead Regular Season Series, 6-3
Preseason Series, No Meetings



09/01/96	Ravens	19-14 Bal.	64,124
11/08/98	Ravens	13-10 Bal.	69,037
12/14/03	Raiders	20-12 @ Oak.	45,398
09/17/06	Ravens	28-6 Bal.	70,744
10/26/08	Ravens	29-10 Bal.	71,254
01/03/10	Ravens	21-13 @ Oak.	38,400
11/11/12	Ravens	55-20 Bal.	71,339
09/20/15	Raiders	37-33 @ Oak.	53,500
10/02/16	Raiders	28-27 Bal.	71,152

Ravens Lead Postseason Series, 1-0

01/14/01	Ravens	16-3 @ Oak.	62,784
		AFC Championship	

LOS ANGELES CHARGERS

HEAD COACH ANTHONY LYNN

Ravens Lead Regular Season Series, 6-5
Preseason Series, No Meetings



09/28/97	Chargers	21-17 @ SD	54,094
11/15/98	Chargers	14-13 @ SD	54,388
12/10/00	Ravens	24-3 Bal.	68,805
09/21/03	Ravens	24-10 @ SD	52,028
10/01/06	Ravens	16-13 Bal.	70,743
11/25/07	Chargers	32-14 @ SD	63,337
09/20/09	Ravens	31-26 @ SD	66,882
12/18/11	Chargers	34-14 @ SD	67,242
11/25/12	Ravens	16-13 @ SD OT	57,882
11/30/14	Chargers	34-33 Bal.	71,060
11/01/15	Ravens	29-26 Bal.	70,829

NFC NORTH

CHICAGO BEARS

HEAD COACH JOHN FOX

Bears Lead Regular Season Series, 3-2
Ravens Lead Preseason Series, 1-0



Preseason

08/08/98	Ravens	19-14 @ Chi.	65,938
----------	--------	--------------	--------

Regular Season

12/20/98	Bears	24-3 @ Chi.	40,853
09/09/01	Ravens	17-6 Bal.	69,365
10/23/05	Bears	10-6 @ Chi.	62,102
12/20/09	Ravens	31-7 Bal.	71,011
11/17/13	Bears	23-20 @ Chi. OT	62,367

DETROIT LIONS

HEAD COACH JIM CALDWELL

Ravens Lead Regular Season Series, 3-1
Ravens Lead Preseason Series, 3-1



Preseason

08/09/02	Ravens	12-6 Bal.	67,421
08/28/04	Ravens	17-6 Bal.	69,552

RAVENS VS. NFC OPPONENTS

NFC NORTH CONT'D

08/17/12	Lions	27-12 Bal.	70,567
08/27/16	Ravens	30-9 Bal.	70,473

Regular Season

12/27/98	Ravens	19-10 Bal.	68,045
10/09/05	Lions	35-17 @ Det.	61,201
12/13/09	Ravens	48-3 Bal.	70,673
12/16/13	Ravens	18-16 @ Det.	64,742

GREEN BAY PACKERS

HEAD COACH MIKE MCCARTHY

Packers Lead Regular Season Series, 4-1

Packers Lead Preseason Series, 1-0



Preseason

08/17/96	Packers	17-15 Bal.	62,025
----------	---------	------------	--------

Regular Season

10/25/98	Packers	28-10 @ GB	59,860
10/14/01	Packers	31-23 @ GB	59,866
12/19/05	Ravens	48-3 Bal.	70,604
12/07/09	Packers	27-14 @ GB	70,286
10/13/13	Packers	19-17 Bal.	71,319

MINNESOTA VIKINGS

HEAD COACH MIKE ZIMMER

Ravens Lead Regular Season Series, 3-2

Vikings Lead Preseason Series, 2-0



Preseason

08/25/06	Vikings	30-7 @ Min.	63,257
08/16/08	Vikings	23-15 Bal.	70,585

Regular Season

12/13/98	Vikings	38-28 Bal.	69,074
01/07/02	Ravens	19-3 Bal.	69,465
12/25/05	Ravens	30-23 Bal.	70,246
10/18/09	Vikings	33-31 @ Min.	63,689
12/08/13	Ravens	29-26 Bal.	70,921

NFC SOUTH

ATLANTA FALCONS

HEAD COACH DAN QUINN

Ravens Lead Regular Season Series, 3-2

Ravens Lead Preseason Series, 7-4



Preseason

08/21/99	Ravens	19-6 @ Atl.	44,843
08/16/03	Ravens	13-10 @ Atl.	68,237
08/12/04	Ravens	24-0 Bal.	69,299
08/13/05	Falcons	16-3 @ Atl.	67,123
08/31/07	Falcons	13-10 @ Atl.	71,377
08/28/08	Falcons	10-9 Bal.	70,149
09/03/09	Ravens	20-3 @ Atl.	66,610
09/01/11	Ravens	21-7 @ Atl.	61,216
08/09/12	Ravens	31-17 @ Atl.	68,449
08/15/13	Ravens	27-23 Bal.	70,527
09/03/15	Falcons	20-19 @ Atl.	67,393

Regular Season

10/03/99	Ravens	19-13 OT @ Atl.	50,712
11/03/02	Falcons	20-17 @ Atl.	68,532
11/19/06	Ravens	24-10 Bal.	70,790
11/11/10	Falcons	26-21 @ Atl.	68,474
10/19/14	Ravens	29-7 Bal.	71,184

CAROLINA PANTHERS

HEAD COACH RON RIVERA

Panthers Lead Regular Season Series, 3-2

Ravens Lead Preseason Series, 5-2



Preseason

08/28/99	Ravens	28-24 Bal.	66,247
08/18/00	Ravens	24-13 @ Car.	72,551
08/23/01	Panthers	20-17 Bal.	66,619
08/29/09	Ravens	17-13 @ Car.	71,045
08/12/10	Ravens	17-12 Bal.	70,579
08/22/13	Panthers	34-27 Bal.	70,554
08/11/16	Ravens	22-19 Bal.	70,682

Regular Season

12/15/96	Panthers	27-16 @ Car.	70,075
09/08/02	Panthers	10-7 @ Car.	70,386
10/15/06	Panthers	23-21 Bal.	70,762
11/21/10	Ravens	37-13 @ Car.	73,021
09/28/14	Ravens	38-10 Bal.	71,218

NEW ORLEANS SAINTS

HEAD COACH SEAN PAYTON

Ravens Lead Regular Season Series, 5-1

Ravens Lead Preseason Series, 4-0



Preseason

08/26/05	Ravens	21-6 @ NO.	44,485
08/28/14	Ravens	22-13 @ NO.	73,004
08/13/15	Ravens	30-27 Bal.	70,501
09/01/16	Ravens	23-14 @ NO.	73,001

Regular Season

09/29/96	Ravens	17-10 Bal.	61,063
12/19/99	Ravens	31-8 Bal.	67,597
12/08/02	Saints	37-25 Bal.	69,334
10/29/06	Ravens	35-22 @ NO.	69,152
12/19/10	Ravens	30-24 Bal.	71,432
11/24/14	Ravens	34-27 @ NO.	73,373

TAMPA BAY BUCCANEERS

HEAD COACH DIRK KOETTER

Ravens Lead Regular Season Series, 3-2

Ravens Lead Preseason Series, 1-0



Preseason

08/08/13	Ravens	44-16 @ TB	47,599
----------	--------	------------	--------

Regular Season

12/29/01	Bucs	22-10 @ TB	65,619
09/15/02	Bucs	25-0 Bal.	69,304

RAVENS VS. NFC OPPONENTS

NFC SOUTH CONT'D

09/10/06	Ravens	27-0 @ TB	65,087
11/28/10	Ravens	17-10 Bal.	70,989
10/12/14	Ravens	48-17 @ TB	60,041

NFC EAST

DALLAS COWBOYS

HEAD COACH JASON GARRETT

Ravens Lead Regular Season Series, 4-1

Ravens Lead Preseason Series, 1-0



Preseason

08/16/14	Ravens	37-30 @ Dal.	77,624
----------	--------	--------------	--------

Regular Season

11/19/00	Ravens	27-0 Bal.	69,416
11/21/04	Ravens	30-10 Bal.	69,924
12/20/08	Ravens	33-24 @ Dal.	63,800
10/14/12	Ravens	31-29 Bal.	71,384
11/20/16	Cowboys	27-17 @ Dal.	93,056

NEW YORK GIANTS

HEAD COACH BEN MCADOO

Ravens Lead Regular Season Series, 3-2

Ravens Lead Preseason Series, 7-5



Preseason

08/10/96	Ravens	37-27 @ NYG	39,799
08/02/97	Giants	21-20 Bal.	53,268
08/28/98	Ravens	14-6 @ NYG	48,754
09/03/99	Ravens	28-24 Bal.	60,092
08/25/00	Ravens	24-17 @ NYG	76,527
08/31/01	Ravens	38-9 Bal.	66,197
08/29/02	Giants	13-0 @ NYG	76,572
08/28/03	Giants	30-24 Bal.	68,169
09/02/04	Ravens	27-17 @ NYG	75,498
08/11/06	Giants	17-16 Bal.	70,249
08/19/07	Giants	13-12 Bal.	70,754
08/28/10	Ravens	24-10 Bal.	70,742

Regular Season

09/14/97	Ravens	24-23 @ NYG	69,768
12/12/04	Ravens	37-14 Bal.	69,856
11/16/08	Giants	30-10 @ NYG	78,849
12/23/12	Ravens	33-14 Bal.	71,470
10/16/16	Giants	27-23 @ NYG	78,487

Ravens Lead Postseason Series, 1-0

01/28/01	Ravens	34-7 @ NYG	71,921
----------	--------	------------	--------

Super Bowl XXXV (Tampa, FL)

PHILADELPHIA EAGLES

HEAD COACH DOUG PEDERSON

Regular Season Series Tied, 2-2-1

Ravens Lead Preseason Series, 7-5



Preseason

08/03/96	Ravens	17-9 Bal.	63,804
08/16/97	Eagles	24-13 @ Phi.	60,939
08/24/98	Ravens	23-6 Bal.	65,970
08/12/99	Ravens	10-7 @ Phi.	43,552
08/05/00	Ravens	16-13 Bal.	65,459
08/13/01	Game Cancelled / Field Conditions		
08/23/02	Ravens	13-12 Bal.	58,443
08/20/04	Eagles	26-17 @ Phi.	67,218
08/20/05	Eagles	20-14 Bal.	70,303
08/17/06	Ravens	20-10 Bal.	70,255
08/13/07	Ravens	29-3 Bal.	72,994
08/11/11	Eagles	13-6 @ Phi.	69,144
08/22/15	Eagles	40-17 @ Phi.	69,596

Regular Season

11/16/97	Tie	10-10 Bal. OT	63,546
10/31/04	Eagles	15-10 @ Phi.	67,715
11/23/08	Ravens	36-7 Bal.	71,379
09/16/12	Eagles	24-23 @ Phi.	69,144
12/18/16	Ravens	27-26 Bal.	71,223

WASHINGTON REDSKINS

HEAD COACH JAY GRUDEN

Regular Season Series Tied, 3-3

Ravens Lead Preseason Series, 6-3



Preseason

08/23/03	Redskins	24-3 @ Was.	70,460
09/01/05	Ravens	26-20 Bal. OT	69,885
08/31/06	Ravens	17-10 @ Was.	60,326
08/25/07*	Redskins	13-7 @ Was.	60,080
08/13/09	Ravens	23-0 Bal.	70,723
08/21/10	Ravens	23-3 @ Was.	72,994
08/25/11	Ravens	34-31 Bal.	70,631
08/23/14	Ravens	23-17 Bal.	70,876
08/29/15	Redskins	31-13 Bal.	70,932

*Game Terminated (3rd Qtr. / Weather Conditions)

Regular Season

10/26/97	Ravens	20-17 @ Was.	75,067
10/15/00	Redskins	10-3 @ Was.	83,252
10/10/04	Ravens	17-10 @ Was.	90,287
12/07/08	Ravens	24-10 Bal.	71,438
12/09/12	Redskins	31-28 @ Was. OT	81,178
10/09/16	Redskins	16-10 Bal.	71,318



RAVENS VS. NFC OPPONENTS

NFC WEST

ARIZONA CARDINALS HEAD COACH BRUCE ARIANS

Ravens Lead Regular Season Series, 4-2
Preseason Series, No Meetings



11/28/97	Cardinals	16-13 Bal.	53,976
12/17/00	Ravens	13-7 @ Ari.	37,452
10/12/03	Ravens	26-18 @ Ari.	24,193
09/23/07	Ravens	26-23 Bal.	71,372
10/30/11	Ravens	30-27 Bal.	71,022
10/26/15	Cardinals	26-18 @ Ari.	64,722

LOS ANGELES RAMS HEAD COACH SEAN MCVAY

Ravens Lead Regular Season Series, 4-2
Rams Lead Preseason Series, 4-0



Preseason

08/23/08	Rams	24-10 @ STL	60,862
09/02/10	Rams	27-21 @ STL	42,327
08/30/12	Rams	31-17 @ STL	53,371
08/29/13	Rams	24-21 @ STL	53,364

Regular Season

10/27/96	Ravens	37-31 Bal. OT	60,256
09/12/99	Rams	27-10 @ STL	62,100
11/09/03	Rams	33-22 @ STL	66,085
10/14/07	Ravens	22-3 Bal.	71,175
09/25/11	Ravens	37-7 @ STL	56,289
11/22/15	Ravens	16-13 Bal.	71,105

SAN FRANCISCO 49ERS HEAD COACH KYLE SHANAHAN

Ravens Lead Regular Season Series, 3-2
Ravens Lead Preseason Series, 1-0



Preseason

08/07/14	Ravens	23-3 Bal.	70,529
----------	--------	-----------	--------

Regular Season

11/17/96	49ers	38-20 @ SF	51,596
11/30/03	Ravens	44-6 Bal.	69,549
10/07/07	Ravens	9-7 @ SF	67,885
11/24/11	Ravens	16-6 Bal.	71,345
10/18/15	49ers	25-20 @ SF	70,799

Ravens Lead Postseason Series, 1-0

02/03/13	Ravens	34-31 vs. SF	71,024
Super Bowl XLVII (New Orleans, LA)			

SEATTLE SEAHAWKS HEAD COACH PETE CARROLL

Seahawks Lead Regular Season Series, 3-2
Preseason Series, No Meetings



12/07/97	Ravens	31-24 Bal.	54,395
11/23/03	Ravens	44-41 Bal. OT	69,477
12/23/07	Seahawks	27-6 @ Sea.	68,164
11/13/11	Seahawks	22-17 @ Sea.	66,522
12/13/15	Seahawks	35-6 Bal.	71,179

SUCCESS VS. THE NFC



Under head coach John Harbaugh (2008-16), Baltimore is 21-15 (.583) in games vs. the NFC, ranking as the fifth-best such mark by an AFC team since his 2008 head-coaching arrival. (Amazingly, three AFC North teams rank in the Top 5 on this chart.)

AFC'S BEST RECORDS VS. THE NFC (2008-15)

Rk.	Team	Record	Pct.
1.	New England Patriots	27-9	.750
2.	Denver Broncos	24-12	.667
3.	Pittsburgh Steelers	23-13	.639
4.	Cincinnati Bengals	21-12-3	.625
5.	Baltimore Ravens	21-15	.583

1996 STATISTICS

RESULTS AND ATTENDANCE

WON 4, LOST 12

Date	Result	Time	Opponent	Attendance
09/01	W	19-14	Oakland	64,124
09/08	L	17-31	at Pittsburgh	57,241
09/15	L	13-29	at Houston	20,082
09/22			Bye Week	
09/29	W	17-10	New Orleans	61,063
10/06	L	38-46	New England	63,569
10/13	L	21-26	at Indianapolis	56,978
10/20	L	34-45	at Denver	70,453
10/27	W	37-31 (OT)	St. Louis	60,256
11/03	L	21-24	Cincinnati	60,743
11/10	L	27-30	at Jacksonville	64,628
11/17	L	20-38	at San Francisco	51,596
11/24	L	25-28 (OT)	Jacksonville	57,384
12/01	W	31-17	Pittsburgh	51,822
12/08	L	14-21	at Cincinnati	43,022
12/15	L	16-27	at Carolina	70,075
12/22	L	21-24	Houston	52,704

TEAM STATISTICS

TOTAL FIRST DOWNS

Category	RAVENS	OPPONENT
Rushing	108	115
Passing	208	213
Penalty	22	23
3rd Down: Made/Att	88/201	108/224
3rd Down Pct.	43.8	48.2
4th Down: Made/Att	4/10	7/13
4th Down Pct.	40.0	53.8

TOTAL NET YARDS

Category	RAVENS	OPPONENT
Avg. Per Game	357.7	368.1
Total Plays	1024	1075
Avg. Per Play	5.6	5.5

NET YARDS RUSHING

Category	RAVENS	OPPONENT
Avg. Per Game	109.1	120.0
Total Rushes	416	508

NET YARDS PASSING

Category	RAVENS	OPPONENT
Avg. Per Game	248.6	248.1
Sacked/Yards Lost	38/296	30/146
Gross Yards	4274	4115
Att./Completions	570/335	537/350
Completion Pct.	58.8	65.2
Had Intercepted	20	15

PUNTS/AVERAGE

Category	RAVENS	OPPONENT
NET PUNTING AVG.	37.8	35.6

PENALTIES/YARDS

Category	RAVENS	OPPONENT
FUMBLES/BALL LOST	23/13	23/7

TOUCHDOWNS

Category	RAVENS	OPPONENT
Rushing	10	18
Passing	34	27
Returns	1	5

SCORE BY PERIODS

	1	2	3	4	OT	PTS
RAVENS	70	129	64	102	6	371
Opponents	88	128	92	130	3	441

SCORING

	R	P	KR	DR	PAT	FG	2R	2P	S	TP
Stover	0	0	0	0	34/35	19/25	0	0	0	91
Jackson	0	14	0	0	0/0	0/0	0	2	0	88
Alexander	0	9	0	0	0/0	0/0	0	1	0	56
Byner	4	1	0	0	0/0	0/0	0	0	0	30
Morris	4	1	0	0	0/0	0/0	0	0	0	30
Testaverde	2	0	0	0	0/0	0/0	1	0	0	14
Turner	0	2	0	0	0/0	0/0	0	0	0	12
Arvie	0	1	0	0	0/0	0/0	0	0	0	6
Caldwell	0	0	0	1	0/0	0/0	0	0	0	6
Green	0	1	0	0	0/0	0/0	0	0	0	6
Jones	0	1	0	0	0/0	0/0	0	0	0	6
Kinchen	0	1	0	0	0/0	0/0	0	0	0	6
Lewis	0	1	0	0	0/0	0/0	0	0	0	6
Ogden	0	1	0	0	0/0	0/0	0	0	0	6
Williams	0	1	0	0	0/0	0/0	0	0	0	6
Gardner	0	0	0	0	0/0	0/0	1	0	0	2
RAVENS	10	34	0	1	34/35	19/25	2	3	0	371
Opponents	18	27	0	5	41/41	28/31	3	4	1	441

2-PT. CONVERSIONS: RAVENS 5-9; Opponents 7-9

SACKS: Caldwell 4.5, Pleasant 4.0, Croel 3.0, Burnett 3.0, Williams 3.0, Thompson 3.0, Goad 3.0, Lewis 2.5, Fortune 1.0, Jones 1.0, Lyle 1.0, Brady 0.5, Footman 0.5, **RAVENS 30.0; Opponents: 38.0**

PASSING

	ATT	COMP	YARDS	COMP%	YDS/ATT
Testaverde	549	325	4177	59.2	7.61
Zeier	21	10	97	47.6	4.62
RAVENS	570	335	4274	58.8	7.50
Opponents	537	350	4115	65.2	7.66

RUSHING

	NO	YDS	AVG	LG	TD
Morris	172	737	4.3	19	4
Byner	159	634	4.0	22	4
Testaverde	34	188	5.5	22	2
Gardner	26	108	4.2	19	0
Hoard	15	61	4.1	10	0
Turner	2	12	6.0	6	0
Zeier	2	8	4.0	5	0
Hunter	1	0	0.0	0	0
Montgomery	1	0	0.0	0	0
Alexander	3	0	0.0	12	0
Lewis	1	-3	-3.0	-3	0
RAVENS	416	1745	4.2	42	10
Opponents	508	1920	3.8	71t	18

RECEIVING

	NO	YDS	AVG	LG	TD
Jackson	76	1201	15.8	86t	14
Alexander	62	1099	17.7	64t	9
Kinchen	55	581	10.6	29	1
Turner	38	461	12.1	27t	2
Byner	30	270	9.0	40	1
Morris	25	242	9.7	52t	1
Green	15	150	10.0	23	1
Williams	13	85	6.5	19	1
Gardner	7	28	4.0	7	0
Lewis	5	78	15.6	24	1
Ethridge	2	24	12.0	15	0
Bishop	2	22	11.0	13	0
Hunter	1	25	25.0	25	0
Hoard	1	4	4.0	4	0
Jones	1	2	2.0	2t	1
Ogden	1	1	1.0	1t	1
Arvie	1	1	1.0	1t	1
RAVENS	335	4274	12.8	86t	34
Opponents	350	4115	11.8	55	27

INTERCEPTIONS

	NO	YDS	AVG	LG	TD
Langham	5	59	11.8	28	0
Turner	5	1	0.2	1	0
Caldwell	1	45	45.0	45t	1
Adams	1	16	16.0	16	0
Croel	1	16	16.0	16	0
Moore	1	10	10.0	10	0
Lewis	1	0	0.0	0	0
RAVENS	15	147	9.8	45t	1
Opponents	20	349	17.5	68t	3

PUNTING

	NO	YDS	AVG	TB	IN	LG	BLK
Montgomery	68	2980	43.8	5	23	67	1
Team	1	0	0.0	0	0	0	0
RAVENS	69	2980	43.2	5	23	67	1
Opponents	68	2881	42.4	5	27	64	0

PUNT RETURNS

	RET	FC	YDS	AVG	LG	TD
Lewis	36	13	339	9.4	46	0
Alexander	1	0	15	15.0	15	0
Ethridge	1	0	3	3.0	3	0
Hunter	0	1	0	-	0	0
RAVENS	38	14	357	9.4	46	0
Opponents	27	14	273	10.1	47	0

KICKOFF RETURNS

	NO	YDS	AVG	LG	TD
Lewis	41	883	21.5	44	0
Baldwin	20	405	20.3	34	0
Hunter	9	178	19.8	29	0
Ethridge	8	171	21.4	29	0
Byner	4	61	15.3	19	0
Kinchen	1	19	19.0	19	0
Alexander	1	13	13.0	13	0
Morris	1	3	3.0	3	0
Isaia	1	2	2.0	2	0
Frederick	0	-1	0.0	-1	0
RAVENS	86	1734	20.2	44	0
Opponents	70	1402	20.0	51	0

FIELD GOALS

	1-19	20-29	30-39	40-49	50+
Stover	0/0	8/8	5/6	5/10	1/1
RAVENS	0/0	8/8	5/6	5/10	1/1
Opponents	0/0	11/11	10/11	5/7	2/2

Stover: (25,37); (29); (); (38,48SH,49WL); (); (); (45,33); (43WL,50,32WL); (); (21,21); (43,25); (21,29,41,33,49WR); (40); (45SH); (37,46,25); ()

Opponents: (); (35); (41,44); (23,38WL); (22,35,50); (27,30); (34); (50,38,36); (41,49,34); (23,33,24); (27); (29,41WL,34); (22); (49SH,23,26); (29,44); (37)

PASSING

	ATT	COMP	YARDS	COMP%	YDS/ATT	TD	TD%	INT	INT%	LG	SACK/LOST	RATING
Testaverde	549	325	4177	59.2	7.61	33	6.0	19	3.5	86t	34/270	88.7
Zeier	21	10	97	47.6	4.62	1	4.8	1	4.8	15	4/26	57.0
RAVENS	570	335	4274	58.8	7.50	34	6.0	20	3.5	86t	38/296	87.6
Opponents	537	350	4115	65.2	7.66	27	5.0	15	2.8	55	30/146	93.4

1996 STATISTICS

DEFENSIVE

FROM COACHES VIDEO

PLAYER	TT	SOLO	AS	SACKS	YDS	PD	FR	FF	INT
Lewis, Ray	142	104	38	2.5	8.5	6	0	0	1
Turner, Eric	112	80	32	0.0	0.0	15	0	0	5
Moore, Stevon	108	78	30	0.0	0.0	5	1	0	1
Croel, Mike	81	56	25	3.0	11.0	1	0	2	1
Caldwell, Mike	76	49	27	4.5	35.5	3	0	1	1
Brady, Donny	66	53	13	0.5	4.5	10	1	0	0
Jones, James	59	37	22	1.0	5.0	3	0	1	0
Langham, Antonio	47	39	8	0.0	0.0	21	0	0	5
Goganious, Keith	47	33	14	0.0	0.0	0	0	0	0
Sutter, Ed	46	25	21	0.0	0.0	2	0	0	0
Williams, Jerrol	43	30	13	3.0	8.0	0	1	2	0
Goad, Tim	42	29	13	3.0	19.0	1	0	0	0
Frederick, Mike	37	23	14	0.0	0.0	1	0	0	0
Pleasant, Anthony	33	28	5	4.0	23.0	1	1	0	0
Footman, Dan	32	22	10	0.5	1.5	1	0	2	0
Adams, Vashone	29	23	6	0.0	0.0	4	0	0	1
Burnett, Rob	29	20	9	3.0	17.0	0	0	1	0
Jenkins, Deron	24	19	5	0.0	0.0	2	1	1	0
Booth, Issac	18	15	3	0.0	0.0	6	0	0	0
Fortune, Elliott	16	11	5	1.0	4.0	0	0	0	0
Thompson, Bennie	15	10	5	3.0	5.0	2	0	0	0
Lyle, Rick	12	7	5	1.0	4.0	0	0	0	0
Brew, Dorian	4	4	0	0.0	0.0	0	0	0	0
Turner, Floyd	0	0	0	0.0	0.0	0	0	1	0
Powell, Craig	0	0	0	0.0	0.0	0	0	0	0

SPECIAL TEAMS

FROM COACHES VIDEO

PLAYER	TT	SOLO	AS	FR	FF	BK
Thompson, Bennie	15	10	5	0	0	0
Gardner, Carwell	13	8	5	0	0	0
Sutter, Ed	11	8	3	1	0	0
Adams, Vashone	11	6	5	0	0	0
Jenkins, Deron	10	7	3	0	2	0
Goganious, Keith	10	6	4	0	0	0
Powell, Craig	8	7	1	0	0	0
Langham, Antonio	7	4	3	0	1	0
Clark, Sedic	6	5	1	0	0	0
Kinchen, Brian	6	3	3	0	0	0
Booth, Issac	5	4	1	0	0	0
Daniels, Dexter	5	3	2	0	0	0
Williams, Jerrol	5	2	3	0	0	0
Byner, Earnest	4	4	0	0	0	0
Dowden, Corey	4	2	2	0	0	0
Brady, Donny	3	3	0	0	0	0
Brew, Dorian	3	2	1	0	0	0
Ethridge, Ray	2	2	0	1	0	0
Lewis, Jermaine	2	2	0	0	0	0
Baldwin, Randy	2	2	0	0	0	0
Hartley, Frank	2	1	1	0	0	0
Stover, Matt	1	1	0	0	0	0
Lewis, Ray	1	1	0	0	0	0
Moore, Stevon	1	0	1	0	0	0

TOP THREE

SOLO	SACKS	FF	FR	PD
104 Ray Lewis	4.5 Mike Caldwell	2 Mike Croel	1 5 players tied	21 Antonio Langham
80 Eric Turner	4 Anthony Pleasant	2 Dan Footman		15 Eric Turner
78 Stevon Moore	5 3 players tied	2 Jerrol Williams		10 Donny Brady

USUAL STARTERS

OFFENSE		DEFENSE	
WR1	81 Michael Jackson	LDE	90 Rob Burnett
WR2	82 Derrick Alexander	NT	97 James Jones
LT	66 Tony Jones	RDE	99 Anthony Pleasant
LG	75 Jonathan Ogden	LOLB	51 Mike Croel
C	61 Steve Everitt	LILB	52 Ray Lewis
	63 Wally Williams	RILB	56 Mike Caldwell
RG	69 Jeff Blackshear	ROLB	57 Jerrol Williams
	63 Wally Williams		50 Keith Goganious
RT	77 Orlando Brown	LCB	38 Antonio Langham
TE	88 Brian Kinchen	RCB	24 Donny Brady
QB	12 Vinny Testaverde	SS	27 Stevon Moore
RB	33 Bam Morris	FS	29 Eric Turner
	21 Earnest Byner		
FB	35 Carwell Gardner		

COACHES

Ted Marchibroda, Head Coach; **Kirk Ferentz**, Assistant Head Coach; **Offense**; **Marvin Lewis**, Defensive Coordinator; **Maxie Baughan**, Linebackers; **Jacob Burney**, Defensive Line; **Pat Hill**, Tight Ends/Offensive Line; **Al Lavan**, Running Backs; **Scott O'Brien**, Special Teams; **Alvin Reynolds**, Secondary; **Mike Sheppard**, Wide Receivers; **Jerry Simmons**, Strength and Conditioning; **Don Stock**, Quarterbacks; **Eric Mangini**, Quality Control/Offense; **Jim Schwartz**, Quality Control/Defense; **John Settle**, Quality Control/Special Teams

RAVENS HONOR ROLL

Pro Bowl: S Eric Turner (2nd alternate, started); QB Vinny Testaverde (3rd QB)

All-Pro: LG Jonathan Ogden (SI, The Dallas Morning News)

Ravens Roost Unsung Hero: RB Earnest Byner

Ravens Roost Extra Effort Award: TE Brian Kinchen

Ed Block Courage Award: DE Anthony Pleasant

SEASON TRENDS

Record	4-12	Trailing at Halftime	2-8
vs. AFC Central	1-7	Leading After 3 Quarters	2-4
vs. AFC	2-10	Trailing After 3 Quarters	2-8
vs. NFC	2-2	Winning Coin Toss	2-6
Home	4-4	Losing Coin Toss	2-6
Away	0-8	Decided by 7 Points or Less	3-6
On Grass	4-8	Decided by 3 Points or Less	0-4
Artificial Turf	0-4	When Scoring First	3-5
Outdoors	4-10	When Not Scoring First	1-7
Indoors	0-2	Overtime	1-1
Leading at Halftime	2-4	Preseason	3-1

1997 STATISTICS

RESULTS AND ATTENDANCE

WON 6, LOST 9, TIED 1

08/31	L	27-28	Jacksonville	61,018
09/07	W	23-10	Cincinnati	52,968
09/14	W	24-23	at New York	69,768
09/21	W	36-10	at Tennessee	17,737
09/28	L	17-21	at San Diego	54,094
10/05	L	34-42	Pittsburgh	64,421
10/12			Bye Week	
10/19	L	13-24	Miami	64,354
10/26	W	20-17	at Washington	75,067
11/02	L	16-19 (OT)	at New York Jets	77,716
11/09	L	0-37	at Pittsburgh	56,669
11/16	T	10-10 (OT)	Philadelphia	63,546
11/23	L	13-16	Arizona	53,976
11/30	L	27-29	at Jacksonville	63,712
12/07	W	31-24	Seattle	54,395
12/14	W	21-19	Tennessee	60,558
12/21	L	14-16	at Cincinnati	50,917

TEAM STATISTICS

TOTAL FIRST DOWNS

	RAVENS	OPPONENT
Rushing	99	101
Passing	176	180
Penalty	17	25
3rd Down: Made/Att	82/227	94/233
3rd Down Pct.	36.1	40.3
4th Down: Made/Att	12/21	7/14
4th Down Pct.	57.1	50.0
TOTAL NET YARDS	5291	5363
Avg. Per Game	330.7	335.2
Total Plays	1043	1068
Avg. Per Play	5.1	5.0
NET YARDS RUSHING	1589	1690
Avg. Per Game	99.3	105.6
Total Rushes	420	470
NET YARDS PASSING	3702	3673
Avg. Per Game	231.4	229.6
Sacked/Yards Lost	37/227	42/293
Gross Yards	3929	3966
Att./Completions	586/338	556/332
Completion Pct.	57.7	59.7
Had Intercepted	16	17
PUNTS/AVERAGE	83/42.7	82/44.0
NET PUNTING AVG.	36.6	35.5
PENALTIES/YARDS	101/777	106/822
FUMBLES/BALL LOST	37/11	23/11
TOUCHDOWNS	35	39
Rushing	7	17
Passing	25	20
Returns	3	2

SCORE BY PERIODS

	1	2	3	4	OT	PTS
RAVENS	67	98	58	103	0	326
Opponents	89	92	81	80	3	345

SCORING

	R	P	KR	DR	PAT	FG	2R	2P	S	TP
Stover	0	0	0	0	32/32	26/34	0	0	0	110
Alexander	0	9	0	0	0/0	0/0	0	0	0	54
Lewis	0	6	2	0	0/0	0/0	0	0	0	48
Green	0	5	0	0	0/0	0/0	0	0	0	30
Jackson	0	4	0	0	0/0	0/0	0	1	0	26
Morris	4	0	0	0	0/0	0/0	0	0	0	24
Graham	2	0	0	0	0/0	0/0	0	0	0	12
Cotton	1	0	0	0	0/0	0/0	0	0	0	6
Kinchen	0	1	0	0	0/0	0/0	0	0	0	6
Langham	0	0	0	1	0/0	0/0	0	0	0	6
Byner	0	0	0	0	0/0	0/0	0	1	0	2
Team Stat	0	0	0	0	0/0	0/0	0	0	1	2
RAVENS	7	25	2	1	32/32	26/34	0	2	1	326
Opponents	17	20	1	1	33/35	24/34	1	1	1	345

2-PT. CONVERSIONS: RAVENS 2-3; OPPONENTS 2-4

SACKS: Boulware 11.5, McCrary 9.0, Jones 6.0, Burnett 4.0, Lewis 4.0, Sharper 3.0, Washington 2.0, Herring 1.0, Langham 1.0, Brown 0.5
RAVENS 42.0; Opponents: 37.0

PASSING

	ATT	COMP	YARDS	COMP%	YDS/ATT	TD	TD%	INT	INT%	LG	SACK/LOST	RATING
Testaverde	470	271	2971	57.7	6.32	18	3.8	15	3.2	54t	20/129	75.9
Zeier	116	67	958	57.8	8.26	7	6.0	1	0.9	92	17/98	101.1
RAVENS	586	338	3929	57.7	6.70	25	4.3	16	2.7	92	37/227	80.9
Opponents	556	332	3966	59.7	7.13	20	3.6	17	3.1	77t	42/293	80.8

RUSHING

	NO	YDS	AVG	LG	TD
Morris	204	774	3.8	25	4
Byner	84	313	3.7	19	0
Graham	81	299	3.7	19	2
Testaverde	34	138	4.1	16	0
Lewis	3	35	11.7	24	0
Zeier	10	17	1.7	12	0
Montgomery	1	11	11.0	11	0
Cotton	2	2	1.0	1t	1
Alexander	1	0	0.0	0	0
RAVENS	420	1589	3.8	25	7
Opponents	470	1690	3.6	74t	17

RECEIVING

	NO	YDS	AVG	LG	TD
Jackson	69	918	13.3	54t	4
Alexander	65	1009	15.5	92	9
Green	65	601	9.2	37t	5
Lewis	42	648	15.4	42t	6
Morris	29	176	6.1	15	0
Byner	21	128	6.1	17	0
Yarborough	16	183	11.4	26	0
Graham	12	51	4.3	19	0
Kinchen	11	95	8.6	24t	1
Roe	7	124	17.7	29	0
Testaverde	1	-4	-4.0	-4	0
RAVENS	338	3929	11.6	92	25
Opponents	332	3966	11.9	77	20

INTERCEPTIONS

	NO	YDS	AVG	LG	TD
Moore	4	56	14.0	38	0
Daniel	3	60	20.0	43	0
Langham	3	40	13.3	40t	1
Staten	2	12	6.0	9	0
Brown	1	21	21.0	21	0
Lewis	1	18	18.0	18	0
Jones	1	15	15.0	15	0
Jenkins	1	15	15.0	15	0
Sharper	1	4	4.0	0	0
RAVENS	17	241	14.2	43	1
Opponents	16	118	7.4	42	0

PUNTING

	NO	YDS	AVG	TB	IN	LG	BLK
Montgomery	83	3540	42.7	2	24	60	0
RAVENS	83	3540	42.7	2	24	60	0
Opponents	82	3611	44.0	7	24	63	0

PUNT RETURNS

	RET	FC	YDS	AVG	LG	TD
Lewis	28	13	437	15.6	89t	2
Roe	8	0	72	9.0	14	0
Ethridge	5	1	21	4.2	16	0
Alexander	1	0	34	34.0	34	0
RAVENS	42	14	564	13.4	89t	2
Opponents	53	11	460	8.7	60	0

KICKOFF RETURNS

	NO	YDS	AVG	LG	TD
Lewis	41	905	22.1	51	0
Roe	9	189	21.0	33	0
Graham	6	115	19.2	24	0
Brew	5	88	17.6	24	0
Singleton	4	64	16.0	19	0
Ethridge	2	37	18.5	22	0
Morris	1	23	23.0	23	0
Holmes	1	14	14.0	14	0
McCloud	1	0	0.0	0	0
Byner	1	0	0.0	0	0
RAVENS	71	1435	20.2	51	0
Opponents	59	1323	22.4	97t	0

FIELD GOALS

	1-19	20-29	30-39	40-49	50+
Stover	0/0	8/9	12/12	6/11	0/2
RAVENS	0/0	8/9	12/12	6/11	0/2
Opponents	0/0	10/10	6/6	7/16	1/2

Stover: (33,25);(37,32,41);(37);(38,46WL,42,49,34,36); (47,35,28);(34); (38,23);(48SH,34,28);(41,22,24);();(23,53WR);(46,34);();(24,45WR,42 WR);(50BL,27BL); (44WR)

Opponents: (43WL);(46,51WL,43WL,46BL);(41WR,27,41WR);(45, 41WR); (49WL);();(23);(26);(47WR,28,33,31,37);(52,22,39);(33,40 WL);(22,27,43); (41,42,31,29,22); (); (25,40); (44)

1997 STATISTICS

DEFENSIVE

FROM COACHES VIDEO

PLAYER	TT	SOLO	AS	SACKS	YDS	PD	FR	FF	INT
Lewis, Ray	210	163	47	4.0	27.0	9	0	1	1
Moore, Stevon	86	63	23	0.0	0.0	9	0	2	4
McCrary, Micheal	80	59	21	9.0	70.5	2	2	0	0
Sharper, Jamie	79	57	22	3.0	24.0	3	0	1	1
Jones, James	75	50	25	6.0	44.0	1	1	3	0
Boulware, Peter	66	42	24	11.5	70.5	0	0	1	0
Burnett, Rob	59	40	19	4.0	36.0	1	1	1	0
Langham, Antonio	51	41	10	1.0	0.0	14	0	1	3
Herring, Kim	51	34	17	1.0	4.0	1	0	1	0
Jenkins, DeRon	44	40	4	0.0	0.0	7	1	0	1
Siragusa, Tony	44	30	14	0.0	0.0	2	1	0	0
Jones, Rondell	40	32	8	0.0	0.0	4	1	0	1
Webster, Larry	34	25	9	0.0	0.0	0	0	0	0
Brady, Donny	33	29	4	0.0	0.0	7	1	0	0
Staten, Ralph	30	22	8	0.0	0.0	6	0	0	2
Washington, Keith	24	17	7	2.0	16.0	1	0	1	0
Brown, Cornell	17	12	5	0.5	1.0	2	0	2	1
Daniel, Eugene	17	9	8	0.0	0.0	7	0	0	3
Frederick, Mike	10	8	2	0.0	0.0	1	1	0	0
McCloud, Tyrus	9	5	4	0.0	0.0	1	0	0	0
Ward, Chris	3	3	0	0.0	0.0	0	0	0	0
Thompson, Bennie	3	3	0	0.0	0.0	1	0	0	0
Brew, Dorian	3	2	1	0.0	0.0	0	0	0	0
Williams, John	2	2	0	0.0	0.0	2	0	0	0
Taylor, Leland	1	0	1	0.0	0.0	0	0	0	0

SPECIAL TEAMS

FROM COACHES VIDEO

PLAYER	TT	SOLO	AS	FR	FF	BK
Brady, Donny	19	17	2	0	0	0
Thompson, Bennie	18	18	0	2	1	0
Herring, Kim	10	9	1	1	0	0
Vinson, Tony	9	9	0	0	0	0
McCloud, Tyrus	9	7	2	1	0	0
Brown, Cornell	8	8	0	0	0	0
Williams, John	7	7	0	0	0	0
Washington, Keith	5	5	0	0	0	0
Jenkins, DeRon	5	4	1	0	0	0
Kinchen, Brian	4	3	1	0	1	0
Moore, Stevon	3	3	0	0	0	0
Byner, Earnest	2	2	0	2	0	0
Graham, Jay	2	2	0	1	0	0
Sharper, Jamie	2	2	0	0	0	0
Langham, Antonio	2	2	0	0	0	0
Holmes, Priest	2	2	0	0	0	0
Jones, Rondell	2	1	1	0	0	1
Brew, Dorian	1	1	0	0	0	0
Peters, Tyrell	1	1	0	0	0	0
Montgomery, Greg	1	1	0	0	0	0
Ethridge, Ray	1	1	0	0	0	0
Stover, Matt	1	1	0	0	0	0
Cotton, Kenyon	1	0	1	0	0	0
Staten, Ralph	1	0	1	0	0	0
Ofofiele, A.J.	1	0	1	0	0	0
Burnett, Rob	0	0	0	0	0	1

TOP THREE

SOLO	SACKS	FF	FR	PD
163 Ray Lewis	11.5 Peter Boulware	3 James Jones	2 Michael McCrary	14 Antonio Langham
63 Stevon Moore	9.0 Michael McCrary	2 Cornell Brown	1 7 players tied	9 Ray Lewis
59 Michael McCrary	6.0 James Jones	2 Stevon Moore		9 Stevon Moore

USUAL STARTERS

OFFENSE		DEFENSE	
WR1	81 Michael Jackson	LDE	90 Rob Burnett
WR2	82 Derrick Alexander	LDT	97 James Jones
LT	75 Jonathan Ogden	RDT	98 Tony Siragusa
LG	65 Ben Cavil	RDE	99 Michael McCrary
	62 Leo Goeas	LLB	58 Peter Boulware
C	63 Wally Williams	MLB	52 Ray Lewis
	67 Quentin Neujahr	RLB	55 Jamie Sharper
RG	69 Jeff Blackshear	LCB	38 Antonio Langham
RT	77 Orlando Brown	RCB	25 DeRon Jenkins
TE	86 Eric Green		30 Eugene Daniel
QB	12 Vinny Testaverde	SS	27 Stevon Moore
WR3	84 Jermaine Lewis	FS	31 Rondell Jones
RB	33 Bam Morris		20 Kim Herring

COACHES

Ted Marchbroda, Head Coach; **Kirk Ferentz**, Assistant Head Coach-Offense; **Marvin Lewis**, Defensive Coordinator; **Maxie Baughan**, Linebackers; **Jacob Burney**, Defensive Line; **Al Lavan**, Running Backs; **Scott O'Brien**, Special Teams; **Alvin Reynolds**, Secondary; **Richard Mann**, Wide Receivers; **Jerry Simmons**, Strength and Conditioning; **Don Strook**, Quarterbacks; **Ken Whisenhunt**, Tight Ends; **Lester Erb**, Quality Control/Offense; **Jim Schwartz**, Quality Control/Defense; **John Settle**, Quality Control/Special Teams

RAVENS HONOR ROLL

NFL Defensive Rookie of the Year: LB Peter Boulware
Pro Bowl: OT Jonathan Ogden (starter), Ray Lewis (1st alternate, played in game)
All-Pro: OT Jonathan Ogden (SI, TSN, PFW, CPFW, FD), LB Ray Lewis (SI, CPFW)
Ravens Roost Unsung Hero: S Stevon Moore
Ravens Roost Extra Effort Award: S Bennie Thompson
Ed Block Courage Award: OL Wally Williams

SEASON TRENDS

Record	6-9-1	Leading After 3 Quarters	4-3-1
vs. AFC Central	3-5	Trailing After 3 Quarters	1-6
vs. AFC	4-8	Winning Coin Toss	2-4
vs. NFC	2-1-1	Losing Coin Toss	4-5-1
Home	3-4-1	Decided by 8 Points or less	4-7
Away	3-5	Decided by 3 Points or less	3-5-1
On Grass	5-6-1	When Scoring First	4-3-1
Artificial Turf	1-3	When Not Scoring First	2-6
Outdoors	6-9-1	Overtime	0-1-1
Indoors	0-0	Preseason	0-4
Leading at Halftime	4-1-1	When Allowing a 100-Yard Rusher	1-3
Tied at Halftime	1-1	When Allowing a 100-Yard Receiver	1-6
Trailing at Halftime	1-7	When Not Allowing a 100-Yard Rusher	5-6-1
Tied After 3 Quarters	1-0	When Not Allowing a 100-Yard Receiver	5-3-1



1998 STATISTICS

RESULTS AND ATTENDANCE

WON 6, LOST 10

09/06	L	13-20	Pittsburgh	68,847
09/13	W	24-10	at New York Jets	70,063
09/20	L	10-24	at Jacksonville	67,069
09/27	W	31-24	Cincinnati	68,154
10/04			Bye Week	
10/11	L	8-12	Tennessee	68,561
10/18	L	6-16	at Pittsburgh	58,620
10/25	L	10-28	at Green Bay	59,860
11/01	L	19-45	Jacksonville	68,915
11/08	W	13-10	Oakland	69,037
11/15	L	13-14	at San Diego	54,388
11/22	W	20-13	at Cincinnati	52,571
11/29	W	38-31	Indianapolis	68,898
12/06	L	14-16	at Tennessee	31,124
12/13	L	28-38	Minnesota	69,074
12/20	L	3-24	at Chicago	40,853
12/27	W	19-10	Detroit	68,045

TEAM STATISTICS

TOTAL FIRST DOWNS

Rushing	86	90
Passing	140	180
Penalty	17	28
3rd Down: Made/Att	64/207	93/237
3rd Down Pct.	30.9	39.2
4th Down: Made/Att	6/15	4/11
4th Down Pct.	40.0	36.4

TOTAL NET YARDS

Avg. Per Game	281.1	331.1
Total Plays	926	1050
Avg. Per Play	4.9	5.0

NET YARDS RUSHING

Avg. Per Game	101.8	106.6
Total Rushes	408	472

NET YARDS PASSING

Avg. Per Game	179.3	224.5
Sacked/Yards Lost	41/283	39/286
Gross Yards	3152	3878
Att./Completions	477/272	539/316
Completion Pct.	57.0	58.6
Had Intercepted	15	17

PUNTS/AVERAGE

	92/42.9	86/42.5
--	---------	---------

NET PUNTING AVG.

	38.3	33.6
--	------	------

PENALTIES/YARDS

	113/908	123/1013
--	---------	----------

FUMBLES/BALL LOST

	31/15	17/6
--	-------	------

TOUCHDOWNS

Rushing	7	12
Passing	16	20
Returns	6	5

SCORE BY PERIODS

	1	2	3	4	OT	PTS
RAVENS	79	63	41	86	0	269
Opponents	96	104	85	50	0	335

SCORING

	R	P	KR	DR	PAT	FG	2R	2P	S	TP
Stover	0	0	0	0	24/24	21/28	0	0	0	87
Lewis	0	6	2	0	0/0	0/0	0	0	0	48
Holmes	7	0	0	0	0/0	0/0	0	0	0	42
Turner	0	5	0	0	0/0	0/0	0	2	0	34
Johnson	0	1	1	0	0/0	0/0	0	0	0	12
Potts	0	2	0	0	0/0	0/0	0	0	0	12
Woodson	0	0	0	2	0/0	0/0	0	0	0	12
Green	0	1	0	0	0/0	0/0	0	0	0	6
Harris	0	0	1	0	0/0	0/0	0	0	0	6
Roe	0	1	0	0	0/0	0/0	0	0	0	6
Burnett	0	0	0	0	0/0	0/0	0	0	1	2
Stat	0	0	0	0	0/0	0/0	0	0	1	2
RAVENS	7	16	4	2	24/24	21/28	0	2	2	269
Opponents	12	20	3	2	35/35	26/30	0	0	0	335

2-PT. CONVERSIONS: RAVENS 2-5; OPPONENTS 0-2

SACKS: McCrary 14.5, Boulware 8.5, Jones 5.5, Lewis 3.0, Burnett 2.5, Brady 1.0, Harris 1.0, Sharper 1.0, Staten 1.0, Washington 1.0
RAVENS 39.0; Opponents: 41.0

PASSING

	ATT	COMP	YARDS	COMP%	YDS/ATT	TD	TD%	INT	INT%	LG	SACK/LOST	RATING
Harbaugh	293	164	1839	56.0	6.28	12	4.1	11	3.8	66t	23/145	72.9
Zeier	181	107	1312	59.1	7.25	4	2.2	3	1.7	73t	18/138	82.0
Richardson	2	1	1	50.0	0.50	0	0.0	0	0.0	1	0/0	56.3
Holmes	1	0	0	0.0	0.00	0	0.0	1	100.0	0	0/0	0.0
RAVENS	477	272	3152	57.0	6.61	16	3.4	15	3.1	73t	41/283	75.2
Opponents	539	316	3878	58.6	7.19	20	3.7	17	3.2	78t	39/286	80.1

RUSHING

	NO	YDS	AVG	LG	TD
Holmes	233	1008	4.3	56	7
Rhett	44	180	4.1	46	0
Harbaugh	40	172	4.3	15	0
Potts	36	115	3.2	33	0
Graham	35	109	3.1	12	0
Lewis	5	20	4.0	9	0
Zeier	11	17	1.5	7	0
Cotton	2	8	4.0	7	0
Mitchell	1	0	0.0	0	0
Richardson, W.	1	0	0.0	0	0
Richardson, K.	1	0	0.0	0	0
RAVENS	408	1629	4.0	56	7
Opponents	472	1705	3.6	68t	12

RECEIVING

	NO	YDS	AVG	LG	TD
Holmes	43	260	6.0	25	0
Lewis	41	784	19.1	73t	6
Jackson	38	477	12.6	53	0
Green	34	422	12.4	56	1
Turner	32	512	16.0	66t	5
Potts	30	168	5.6	18	2
Kinchen	13	110	8.5	24	0
Johnson	12	159	13.3	35	1
Rhett	11	65	5.9	16	0
Roe	8	115	14.4	27	1
Graham	5	41	8.2	14	0
Yarborough	4	39	9.8	18	0
Atkins	1	0	0.0	0	0
RAVENS	272	3152	11.6	73t	16
Opponents	316	3878	12.3	78t	20

INTERCEPTIONS

	NO	YDS	AVG	LG	TD
Woodson	6	108	18.0	60t	2
Starks	5	3	0.6	2	0
Staten	3	25	8.3	14	0
Lewis	2	25	12.5	26	0
Jenkins	1	0	0.0	0	0
RAVENS	17	161	9.5	60t	2
Opponents	15	148	9.9	43	0

PUNTING

	NO	YDS	AVG	TB	IN	LG	BLK
Montgomery	83	3540	42.7	2	24	60	0
RAVENS	83	3540	42.7	2	24	60	0
Opponents	82	3611	44.0	7	24	63	0

PUNT RETURNS

	RET	FC	YDS	AVG	LG	TD
Lewis	32	10	405	12.7	87t	2
Roe	9	2	87	9.7	19	0
Thompson	1	0	43	43.0	43	0
Johnson	1	0	6	6.0	6	0
RAVENS	43	12	541	12.6	87t	2
Opponents	40	24	284	7.1	71t	1

KICKOFF RETURNS

	NO	YDS	AVG	LG	TD
Harris	35	965	27.6	95t	1
Johnson	16	399	24.9	97t	1
Lewis	6	145	24.2	37	0
Graham	3	52	17.3	22	0
Roe	2	40	20.0	27	0
Cotton	2	33	16.5	18	0
Kinchen	2	33	16.5	21	0
Holmes	2	30	15.0	19	0
Potts	1	3	3.0	3	0
RAVENS	69	1700	24.6	97t	2
Opponents	57	1168	20.5	97t	2

FIELD GOALS

	1-19	20-29	30-39	40-49	50+
Stover	0/0	6/6	5/5	10/17	0/0
RAVENS	0/0	6/6	5/5	10/17	0/0
Opponents	0/0	8/9	6/6	11/12	1/3

Stover: (41,42WR,42WL,45WL,25);(29,44WR);(25);(46); (21,45);(41,40); (38,45WL);();(41WL,30,30);(42,42);(34,23); (43,48,47);();(45BL,27);(30)

Opponents: (27,49);(60SH,20);(34,25BL);(48);(26,42WL,29);(41,42,40); ();(33);(23);();(40,34);(53,52BL);(48,48,34); (43,31,45,24,46,20);(20);(39)



1998 STATISTICS

DEFENSIVE

FROM COACHES VIDEO

PLAYER	TT	SOLO	AS	SACKS	YDS	PD	FR	FF	INT
Lewis, Ray	154	119	35	3.0	14.0	10	0	1	2
McCrary, Michael	102	68	34	14.5	124.0	1	0	1	0
Moore, Stevon	96	70	26	0.0	0.0	5	0	0	0
Woodson, Rod	84	74	10	0.0	0.0	23	0	0	6
Sharper, Jamie	84	49	35	1.0	14.0	3	0	0	0
Boulware, Peter	83	41	42	8.5	49.5	6	1	0	0
Jones, James	75	43	32	5.5	41.0	1	1	1	0
Burnett, Rob	70	46	24	2.5	24.5	0	1	0	0
Siragusa, Tony	68	40	28	0.0	0.0	2	1	1	0
Harris, Corey	54	43	11	1.0	8.0	1	0	1	0
Starks, Duane	50	43	7	0.0	0.0	19	0	2	5
Jenkins, DeRon	42	38	4	0.0	0.0	17	0	0	1
Staten, Ralph	35	27	8	1.0	3.0	8	0	0	3
McCloud, Tyrus	26	20	6	0.0	0.0	1	0	0	0
Herring, Kim	23	18	5	0.0	0.0	1	0	0	0
Washington, Keith	15	12	3	1.0	7.0	1	0	0	0
Webster, Larry	15	9	6	0.0	0.0	0	0	0	0
Olsavsky, Jerry	13	9	4	0.0	0.0	0	0	1	0
Brown, Cornell	10	6	4	0.0	0.0	0	0	0	0
Brady, Donny	4	3	1	1.0	8.0	0	0	0	0
Dalton, Lional	4	2	2	0.0	0.0	0	0	1	0
Frederick, Mike	2	2	0	0.0	0.0	0	0	0	0
Peters, Tyrell	1	0	1	0.0	0.0	0	0	0	0
Williams, John	0	0	0	0.0	0.0	1	0	0	0

SPECIAL TEAMS

FROM COACHES VIDEO

PLAYER	TT	SOLO	AS	FR	FF	BK
Thompson, Bennie	22	15	7	0	0	0
Williams, John	20	15	5	1	0	0
Brady, Donny	14	9	5	0	0	0
Brown, Cornell	11	9	2	0	1	0
Olsavsky, Jerry	8	4	4	0	0	0
Kopp, Jeff	7	5	2	0	0	0
Peters, Tyrell	7	4	3	0	0	0
Starks, Duane	6	6	0	0	0	0
Harris, Corey	6	5	1	0	1	0
Washington, Keith	6	5	1	0	0	0
Kinchen, Brian	6	3	3	0	0	0
Holmes, Priest	5	2	3	0	0	0
Herring, Kim	3	2	1	0	0	0
Staten, Ralph	3	2	1	0	0	0
Stover, Matt	2	2	0	0	0	0
Sharper, Jamie	1	1	0	0	0	0
McCloud, Tyrus	1	1	0	0	0	0
LeBel, Harper	1	1	0	0	0	0
Richardson, Kyle	1	1	0	0	0	0
Yarborough, Ryan	1	1	0	0	0	0
Rhett, Errict	1	1	0	0	0	0
Cotton, Kenyon	1	0	1	0	0	0
Woodson, Rod	0	0	0	0	0	2

TOP THREE

SOLO	SACKS	FF	FR	PD
119 Ray Lewis	14.5 Michael McCrary	2 Duane Starks	1 4 players tied	23 Rod Woodson
74 Rod Woodson	8.5 Peter Boulware	1 7 players tied		19 Duane Starks
70 Stevon Moore	5.5 James Jones			17 DeRon Jenkins

USUAL STARTERS

OFFENSE	DEFENSE
WR1 81 Michael Jackson	LDE 90 Rob Burnett
WR2 84 Jermaine Lewis	LDT 97 James Jones
LT 75 Jonathan Ogden	RDT 98 Tony Siragusa
LG 63 Wally Williams	RDE 99 Michael McCrary
65 Ben Cavit	LLB 58 Peter Boulware
C 60 Jeff Mitchell	MLB 52 Ray Lewis
63 Wally Williams	RLB 55 Jamie Sharper
RG 69 Jeff Blackshear	LCB 26 Rod Woodson
RT 77 Orlando Brown	RCB 25 DeRon Jenkins
TE 86 Eric Green	22 Duane Starks
QB 4 Jim Harbaugh	SS 27 Stevon Moore
RB 33 Priest Holmes	FS 20 Kim Herring
FB 42 Roosevelt Potts	45 Corey Harris

COACHES

Ted Marchibroda, Head Coach; **Kirk Ferentz**, Assistant Head Coach-
 Offense; **Marvin Lewis**, Defensive Coordinator; **Maxie Baughan**,
 Linebackers; **Jacob Burney**, Defensive Line; **Al Lavan**, Running Backs;
Scott O'Brien, Special Teams; **Alvin Reynolds**, Secondary; **Richard
 Mann**, Wide Receivers; **Jerry Simmons**, Strength and Conditioning;
Don Strock, Quarterbacks; **Ken Whisenhunt**, Tight Ends; **Lester Erb**,
 Quality Control/Offense; **Jim Schwartz**, Quality Control/Defense; **Darrin
 Simmons**, Quality Control/Special Teams

RAVENS HONOR ROLL

Pro Bowl: OT Jonathan Ogden (starter); DE Michael McCrary (starter); LB Ray Lewis (2nd team); WR/PR Jermaine Lewis (selected as returner);
 S Bennie Thompson (selected as special teams performer), LB Peter Boulware (needs player)
All-Pro: WR Jermaine Lewis (AP, TSN); LB Ray Lewis (SI, TSN, USA, AP-2nd team); DE Michael McCrary (SI, TSN); OT Jonathan Ogden
 (SI, CPFW, AP-2nd team), S Bennie Thompson (PFW special teams)
Quarterback Club MVP: WR/RS Jermaine Lewis
Ravens Roost Unsung Hero: OG Jeff Blackshear
Ravens Roost Extra Effort Award: DE Michael McCrary
Ed Block Courage Award: S Stevon Moore

SEASON TRENDS

Record	6-10	Winning Coin Toss	3-6
vs. AFC Central	2-6	Losing Coin Toss	3-4
vs. AFC	5-7	Decided by 8 Points or less	3-4
vs. NFC	1-3	Decided by 3 Points or less	1-2
Home	4-4	When Scoring First	5-2
Away	2-6	When Not Scoring First	1-8
On Grass	4-8	Overtime	0-0
Artificial Turf	2-2	Preseason	4-0
Outdoors	6-10	With a 100-Yard Rusher	4-0
Indoors	0-0	With a 100-Yard Receiver	1-3
Leading at Halftime	5-1	Without a 100-yard Rusher	2-10
Tied at Halftime	0-2	Without a 100-yard Receiver	5-7
Trailing at Halftime	1-7	When Allowing a 100-Yard Rusher	2-3
Tied After 3 Quarters	0-0	When Allowing a 100-Yard Receiver	4-2
Leading After 3 Quarters	5-1	When Not Allowing a 100-Yard Rusher	4-7
Trailing After 3 Quarters	1-9	When Not Allowing a 100-Yard Receiver	2-8



1999 STATISTICS

RESULTS AND ATTENDANCE

WON 8, LOST 8

09/12	L	10-27	at St. Louis	62,100
09/19	L	20-23	Pittsburgh	68,965
09/26	W	17-10	Cleveland	68,803
10/03	W	19-13 (OT)	at Atlanta	50,712
10/10	L	11-14	at Tennessee	65,486
10/17			Bye Week	
10/21	L	8-35	Kansas City	68,771
10/31	L	10-13	Buffalo	68,673
11/07	W	41-9	at Cleveland	72,898
11/14	L	3-6	at Jacksonville	67,391
11/21	W	34-31	at Cincinnati	43,279
11/28	L	23-30	Jacksonville	68,428
12/05	W	41-14	Tennessee	67,854
12/12	W	31-24	at Pittsburgh	46,715
12/19	W	31-8	New Orleans	67,597
12/26	W	22-0	Cincinnati	68,036
01/02	L	3-20	at New England	50,263

TEAM STATISTICS

TOTAL FIRST DOWNS

Rushing	87	70
Passing	148	158
Penalty	24	32
3rd Down: Made/Att	65/229	86/252
3rd Down Pct.	28.4	34.1
4th Down: Made/Att	3/11	7/15
4th Down Pct.	27.3	46.7

TOTAL NET YARDS

Avg. Per Game	298.6	263.9
Total Plays	1033	1040
Avg. Per Play	4.6	4.1

NET YARDS RUSHING

Avg. Per Game	109.6	76.9
Total Rushes	431	392

NET YARDS PASSING

Avg. Per Game	189.0	186.9
Sacked/Yards Lost	56/336	49/291
Gross Yards	3360	3282
Att./Completions	546/270	599/328
Completion Pct.	49.5	54.8
Had Intercepted	20	21

PUNTS/AVERAGE

104/41.9	115/42.2
----------	----------

NET PUNTING AVG.

104/35.5	115/36.9
----------	----------

PENALTIES/YARDS

125/1010	122/1118
----------	----------

FUMBLES/BALL LOST

24/11	25/10
-------	-------

TOUCHDOWNS

Rushing	9	6
Passing	21	20
Returns	4	5

SCORE BY PERIODS

	1	2	3	4	OT	PTS
RAVENS	64	84	85	85	6	324
Opponents	47	71	51	108	0	277

SCORING

	TD	RU	PA	RT	K/PAT	FG	S	PTS
Stover	0	0	0	0	32/32	28/33	0	116
Rhett	7	5	2	0	0	0	0	42
Ismail	6	0	6	0	0	0	0	36
Armour	4	0	4	0	0	0	0	24
Case	3	3	0	0	0	0	0	18
Johnson	3	0	3	0	0	0	0	18
Holmes	2	1	1	0	0	0	0	12
J. Lewis	2	0	2	0	0	0	0	12
Woodson	2	0	0	2	0	0	0	12
Evans	1	0	1	0	0	0	0	8
DeLong	1	0	1	0	0	0	0	6
Harris	1	0	0	1	0	0	0	6
Starks	1	0	0	1	0	0	0	6
Stokley	1	0	1	0	0	0	0	6
R. Lewis	0	0	0	0	0	1	2	0
RAVENS	34	9	21	4	32/32	28/33	1	324
Opponents	31	6	20	5	26/27	19/25	0	277

2-PT. CONVERSIONS: RAVENS 1-1; Opponents 4-4

SACKS: McCrary 11.5, Boulware 10.0, Burnett 6.5, Sharper 4.0, R. Lewis 3.5, Siragusa 3.5, Smith 2.0, Webster 2.0, Brown 1.0, Dalton 1.0, Harris 1.0, Jenkins 1.0, Trapp 1.0, Washington 1.0 **RAVENS 49.0; Opponents 56.0**

RUSHING

	NO	YDS	AVG	LG	TD
Rhett	236	852	3.6	52t	5
Holmes	89	506	5.7	72	1
Case	36	141	3.9	28	3
Evans	38	134	3.5	12	0
Banks	24	93	3.9	12	0
Johnson	1	12	12.0	12	0
J. Lewis	5	11	2.2	4	0
Ismail	1	4	4.0	4	0
S. Mitchell	1	1	1.0	1	0

RAVENS

Opponents	431	1754	4.1	72	9
Opponents	392	1231	3.1	31	6

RECEIVING

	NO	YDS	AVG	LG	TD
Ismail	68	1105	16.3	76t	6
Armour	37	538	14.5	54t	4
Evans	32	235	7.3	27	1
Johnson	29	526	18.1	76t	3
J. Lewis	25	281	11.2	46	2
Rhett	24	169	7.0	20t	2
Holmes	13	104	8.0	34t	1
DeLong	13	52	4.0	9	1
Pierce	11	102	9.3	26	0
Davis	6	121	20.2	73	0
Collins	4	62	15.5	28	0
Ofofiele	4	25	6.3	9	0
Purnell	2	10	5.0	5	0
Stokley	1	28	28.0	28t	1
Ayanbadejo	1	2	2.0	2	0

RAVENS

Opponents	270	3360	12.4	76t	21
Opponents	328	3282	10.0	61	20

INTERCEPTIONS

	NO	YDS	AVG	LG	TD
Woodson	7	195	27.9	66t	2
Starks	5	59	11.8	43t	1
McAlister	5	28	5.6	21	0
R. Lewis	3	97	32.3	60	0
Harris	1	24	24.0	24t	1
RAVENS	21	403	19.2	66t	4
Opponents	20	220	11.0	56t	3

PUNTING

	NO	YDS	AVG	TB	IN	LG	BLK
Richardson	103	4355	42.3	10	39	63	1
Team	1	0	0	0	0	0	0
RAVENS	104	4355	41.9	10	39	63	1
Opponents	115	4854	42.2	8	24	59	0

PUNT RETURNS

	RET	FC	YDS	AVG	LG	TD
J. Lewis	57	18	452	7.9	33	0
Woodson	2	2	0	0.0	7	0
RAVENS	59	20	452	7.7	33	0
Opponents	43	28	468	10.9	86t	1

KICKOFF RETURNS

	NO	YDS	AVG	LG	TD
Harris	38	843	22.2	66	0
J. Lewis	8	158	19.8	25	0
Ismail	4	55	13.8	19	0
DeLong	1	11	11.0	11	0
McAlister	1	12	12.0	12	0
Pierce	1	7	7.0	7	0
Washington	1	12	12.0	12	0
RAVENS	54	1098	20.3	66	0
Opponents	70	1479	21.1	54	0

FIELD GOALS

	1-19	20-29	30-39	40-49	50+
Stover	4/4	9/9	6/8	7/7	2/5
RAVENS	4/4	9/9	6/8	7/7	2/5
Opponents	1/1	6/7	7/9	3/6	2/2

Stover: (54N,25G,54N)(45G,28G)(44G)(38N,38G,26G)(44G,46G,50G)(37N)(37G,51B)(28G,44G)(23G)(25G,50G)(46G,31G,33G)(21G,27G)(19G)(36G)(24G,48G,19G,30G,19)(19G)

Opponents: (36G,51G)(32G,28G,36G)(49G)(33N,41G,35G)(42N)(25G,40G)(25G)(28G,28G,41N)(39B,19G)(39G,33G)(31G,46N)(20B)(25G,51G)

PASSING	ATT	COMP	YARDS	COMP%	YDS/ATT	TD	TD%	INT	INT%	LG	SACK/LOST	RATING
Banks	320	169	2136	52.8	6.68	17	5.3	8	2.5	76t	33/190	81.2
Case	170	77	988	45.3	5.81	3	1.8	8	4.7	54t	17/116	50.3
S. Mitchell	56	24	236	42.9	4.21	1	1.8	4	7.1	28t	6/30	31.5
RAVENS	546	270	3360	49.5	6.15	21	3.8	20	3.7	76t	56/336	66.5
Opponents	599	328	3282	54.8	5.48	20	3.3	21	3.5	61	49/291	67.1

1999 STATISTICS

DEFENSIVE

FROM COACHES VIDEO

PLAYER	TT	SOLO	AS	SACKS	YDS	PD	FR	FF	INT
Lewis, Ray	198	131	67	3.5	20.5	8	0	1	3
Sharper, Jamie	122	85	37	4.0	19.0	4	0	0	0
McCrary, Michael	92	49	43	11.5	75.5	3	1	1	0
Woodson, Rod	81	64	17	0.0	0.0	18	1	0	7
Burnett, Rob	81	49	32	6.5	33.5	7	0	2	0
Siragusa, Tony	68	44	24	3.5	19.5	2	1	0	0
Jenkins, DeRon	66	54	12	1.0	9.0	13	0	2	0
Herring, Kim	65	51	14	0.0	0.0	8	1	0	0
McAlister, Chris	58	50	8	0.0	0.0	27	0	0	5
Webster, Larry	44	32	12	2.0	6.0	0	0	0	0
Boulware, Peter	42	29	13	10.0	64.0	2	0	3	0
Starks, Duane	41	34	7	0.0	0.0	23	0	0	5
Harris, Corey	38	33	5	1.0	8.0	4	0	1	1
Smith, Fernando	37	16	21	2.0	15.0	2	3	0	0
Brown, Cornell	32	20	12	1.0	0.0	1	0	0	0
Dalton, Lionel	32	16	16	1.0	2.0	0	0	1	0
Washington, Keith	26	11	15	1.0	12.0	0	0	1	0
Jackson, Brad	2	2	0	0.0	0.0	2	0	0	0
Trapp, James	2	1	1	1.0	7.0	1	0	0	0
Moore, Stevon	2	1	1	0.0	0.0	0	0	0	0
Chase, Martin	2	0	2	0.0	0.0	0	0	0	0
Peters, Tyrell	1	1	0	0.0	0.0	0	0	0	0

SPECIAL TEAMS

FROM COACHES VIDEO

PLAYER	TT	SOLO	AS	FR	FF	BK
Thompson, Bennie	24	11	13	0	1	0
Davis, Billy	21	14	7	1	0	0
Ayanbadejo, Obafemi	19	12	7	0	0	0
Brown, Cornell	15	13	2	0	0	0
Trapp, James	14	13	1	0	0	0
Jackson, Brad	13	7	6	1	0	0
Harris, Corey	12	9	3	0	1	0
Sharper, Jamie	10	8	2	0	1	0
Peters, Tyrell	10	7	3	0	0	0
Herring, Kim	8	7	1	1	0	0
Armour, Justin	8	5	3	0	0	0
Jenkins, DeRon	6	5	1	0	0	0
Moore, Stevon	3	3	0	0	0	0
Stover, Matt	3	3	0	0	0	0
Wainright, Frank	3	3	0	0	0	0
Richardson, Kyle	1	1	0	0	0	0
Woodson, Rod	1	1	0	0	0	0
Burnett, Rob	0	0	0	0	0	0
Washington, Keith	0	0	0	0	0	2

TOP THREE

SOLO	SACKS	FF	FR	PD
131 Ray Lewis	11.5 Michael McCrary	3 Peter Boulware	3 Fernando Smith	27 Chris McAlister
85 Jamie Sharper	10.0 Peter Boulware	2 Rob Burnett	1 4 players tied	23 Duane Starks
64 Rod Woodson	6.5 Rob Burnett	2 DeRon Jenkins		18 Rod Woodson

USUAL STARTERS

OFFENSE		DEFENSE	
WR1	87 Qadry Ismail	LDE	90 Rob Burnett
WR2	88 Justin Armour	LDT	79 Larry Webster
	84 Jermaine Lewis	RDT	98 Tony Siragusa
LT	75 Jonathan Ogden	RDE	99 Michael McCrary
LG	61 Everett Lindsay	LLB	58 Peter Boulware
	64 Edwin Multalo	MLB	52 Ray Lewis
C	60 Jeff Mitchell	RLB	55 Jamie Sharper
RG	69 Jeff Blackshear	LCB	21 Chris McAlister
RT	70 Harry Swayne	RCB	25 DeRon Jenkins
	61 Everett Lindsay		22 Duane Starks
TE	81 Aaron Pierce	SS	20 Kim Herring
	85 Greg DeLong	FS	26 Rod Woodson
QB	12 Tony Banks		
	10 Stoney Case		
RB	32 Errict Rhett		
FB	29 Charles Evans		

COACHES

Brian Billick, Head Coach; **Matt Cavanaugh**, Offensive Coordinator/
 Quarterbacks; **Marvin Lewis**, Defensive Coordinator; **Jim Colletto**,
 Offensive Line; **Jack Del Rio**, Linebackers; **Jeff Friday**, Strength and
 Conditioning; **Wade Harman**, Tight Ends/Assistant Offensive Line;
Donnie Henderson, Assistant Defensive Backs; **Milt Jackson**, Wide
 Receivers; **Chip Morton**, Assistant Strength and Conditioning; **Russ**
Purnell, Special Teams; **Rex Ryan**, Defensive Line; **Steve Shafer**,
 Defensive Backs/Assistant Head Coach; **Matt Simon**, Running Backs;
Mike Smith, Defensive Assistant

RAVENS HONOR ROLL

Pro Bowl: LB Peter Boulware (starter); LB Ray Lewis (starter); OT Jonathan Ogden (starter); DE Michael McCrary (2nd team); S Rod Woodson (2nd team)
All Pro: LB Ray Lewis (SI, PFW, TSN, FN, FD, USA, AP-1st team); LB Peter Boulware (AP-2nd team, PFW-AFC, FN-AFC);
 OT Jonathan Ogden (FD, PFW-AFC, AP-2nd team), S Rod Woodson (CPFW, FD-2nd team)
NFL Alumni Linebacker of the Year: LB Ray Lewis
Quarterback Club MVP: LB Ray Lewis
Ravens Roost Unsung Hero: DL Larry Webster
Ravens Nest Lineman of the Year: DE Rob Burnett
Ravens Roost Extra Effort Award: FB Charles Evans
Ed Block Courage Award: LB Peter Boulware

SEASON TRENDS

Record	8-8	Decided by 8 Points or less	4-5
vs. AFC Central	6-4	Decided by 3 Points or less	1-4
vs. AFC	6-7	When Scoring First	5-4
vs. NFC	2-1	When Not Scoring First	3-4
Home	4-4	Positive Turnover Ratio	6-2
Away	4-4	Negative Turnover Ratio	0-5
On Grass	5-7	Winning Penalty Ratio	5-2
Artificial Turf	3-1	Negative Penalty Ratio	0-5
Outdoors	7-7	Overtime	1-0
Indoors	1-1	Preseason	4-0
Leading at Halftime	5-2	With a 100-Yard Rusher	5-1
Trailing at Halftime	2-5	With a 100-Yard Receiver	3-1
Tied at Halftime	1-1	Without a 100-yard Rusher	3-7
Tied After 3 Quarters	0-0	Without a 100-yard Receiver	5-7
Leading After 3 Quarters	7-2	When Allowing a 100-Yard Rusher	0-0
Trailing After 3 Quarters	1-6	When Not Allowing a 100-Yard Rusher	8-8
Winning Coin Toss	2-4	When Allowing a 100-Yard Receiver	0-1
Losing Coin Toss	6-4	When Not Allowing a 100-Yard Receiver	8-7

2000 STATISTICS

RESULTS AND ATTENDANCE

WON 12, LOST 4 (WILD CARD/SUPER BOWL XXXV CHAMPIONS)

09/03	W	16-0	at Pittsburgh	55,049
09/10	W	39-36	Jacksonville	68,843
09/17	L	6-19	at Miami	73,464
09/24	W	37-0	Cincinnati	68,481
10/01	W	12-0	at Cleveland	73,018
10/08	W	15-10	at Jacksonville	65,194
10/15	L	3-10	at Washington	83,252
10/22	L	6-14	Tennessee	69,200
10/29	L	6-9	Pittsburgh	69,405
11/05	W	27-7	at Cincinnati	54,759
11/12	W	24-23	at Tennessee	68,490
11/19	W	27-0	Dallas	69,416
11/26	W	44-7	Cleveland	68,361
12/02			Bye Week	
12/10	W	24-3	San Diego	68,805
12/17	W	13-7	at Arizona	37,452
12/24	W	34-20	New York Jets	69,184

TEAM STATISTICS

TOTAL FIRST DOWNS

	RAVENS	OPPONENT
Rushing	116	59
Passing	156	135
Penalty	16	22
3rd Down: Made/Att	95/236	72/211
3rd Down Pct.	40.3	34.1
4th Down: Made/Att	1/6	4/19
4th Down Pct.	16.7	21.1

POSSESSION AVG.

RAVENS	33:19	26:41
--------	-------	-------

TOTAL NET YARDS

RAVENS	5014	3967
--------	------	------

Avg. Per Game	313.4	247.9
Total Plays	1058	924
Avg. Per Play	4.7	4.3

NET YARDS RUSHING

RAVENS	2199	970
--------	------	-----

Avg. Per Game	137.4	60.6
Total Rushes	511	361

NET YARDS PASSING

RAVENS	2815	2997
--------	------	------

Avg. Per Game	175.9	187.3
Sacked/Yards Lost	43/287	35/178
Gross Yards	3102	3175
Att./Completions	504/287	528/295
Completion Pct.	56.9	55.9
Had Intercepted	19	23

RAVENS	86/40.2	87/44.5
--------	---------	---------

NET PUNTING AVG.	86/33.9	87/33.1
------------------	---------	---------

PENALTIES/YARDS	95/730	84/535
-----------------	--------	--------

FUMBLES/BALL LOST	26/7	45/26
-------------------	------	-------

TOUCHDOWNS	32	18
------------	----	----

Rushing	9	5
Passing	20	11
Returns	3	2

RAVENS	62	134	67	70	0	333
--------	----	-----	----	----	---	-----

Opponents	44	36	43	42	0	165
-----------	----	----	----	----	---	-----

SCORE BY PERIODS	1	2	3	4	OT	PTS
------------------	---	---	---	---	----	-----

RAVENS	62	134	67	70	0	333
--------	----	-----	----	----	---	-----

Opponents	44	36	43	42	0	165
-----------	----	----	----	----	---	-----

SCORING	TD	RU	PA	RT	K/PAT	FG	S	PTS
---------	----	----	----	----	-------	----	---	-----

Stover	0	0	0	0	30/30	35/39	0	135
--------	---	---	---	---	-------	-------	---	-----

Ja. Lewis	6	6	0	0			0	38
-----------	---	---	---	---	--	--	---	----

Ismail	5	0	5	0			0	30
--------	---	---	---	---	--	--	---	----

Sharpe	5	0	5	0			0	30
--------	---	---	---	---	--	--	---	----

Je. Lewis	3	0	1	2			0	18
-----------	---	---	---	---	--	--	---	----

Taylor	3	0	3	0			0	18
--------	---	---	---	---	--	--	---	----

Ayanbadejo	2	1	1	0			0	12
------------	---	---	---	---	--	--	---	----

Holmes	2	2	0	0			0	12
--------	---	---	---	---	--	--	---	----

Johnson	2	0	2	0			0	12
---------	---	---	---	---	--	--	---	----

Stokley	2	0	2	0			0	12
---------	---	---	---	---	--	--	---	----

Gash	1	0	1	0			0	6
------	---	---	---	---	--	--	---	---

McAlister	1	0	0	1			0	6
-----------	---	---	---	---	--	--	---	---

Coates	0	0	0	0			0	2
--------	---	---	---	---	--	--	---	---

McCrary	0	0	0	0			1	2
---------	---	---	---	---	--	--	---	---

RAVENS	32	9	20	3	30/30	35/39	1	333
--------	----	---	----	---	-------	-------	---	-----

Opponents	18	5	11	2	15/18	14/19	0	165
-----------	----	---	----	---	-------	-------	---	-----

2-PT. CONVERSIONS: Coates, Ja. Lewis RAVENS 1-1; Opponents 4-4

SACKS: Burnett 10.5, Boulware 7.0, McCrary 6.5, Brown 3.0, R. Lewis 3.0, Adams 2.0, Trapp 2.0, Herring 1.0, RAVENS 35.0; Opponents 43.0

RUSHING

	NO	YDS	AVG	LG	TD
Ja. Lewis	309	1364	4.4	45	6
Holmes	137	588	4.3	21	2
Difler	20	75	3.8	19	0
Banks	19	57	3.0	10	0
Je. Lewis	3	38	12.7	23	0
Ayanbadejo	15	37	2.5	8	1
Johnson	2	21	10.5	19	0
Taylor	2	11	5.5	12	0
Stokley	1	6	6.0	6	0
Gash	2	2	1.0	1	0
Redman	1	0	0.0	0	0
RAVENS	511	2199	4.3	45	9
Opponents	361	970	2.7	33t	56

RECEIVING

	NO	YDS	AVG	LG	TD
Sharpe	67	810	12.1	59t	5
Ismail	49	655	13.4	53t	5
Holmes	32	221	6.9	27	0
Taylor	28	276	9.9	40	3
Ja. Lewis	27	296	11.0	45	0
Ayanbadejo	23	168	7.3	26	1
Je. Lewis	19	161	8.5	26	1
Johnson	12	156	13.0	46t	2
Stokley	11	184	16.7	32	2
Coates	9	84	9.3	28	0
Gash	6	30	5.0	9	1
B. Davis	3	62	20.7	28	0
Difler	1	-1	-1.0	-1	0
RAVENS	287	3102	10.8	59t	20
Opponents	295	3175	10.8	67	11

INTERCEPTIONS

	NO	YDS	AVG	LG	TD
Starks	6	125	20.8	64	0
McAlister	4	165	41.3	98t	1
Woodson	4	20	5.0	18	0
Herring	3	74	24.7	30	0
Harris	2	44	22.0	42	0
R. Lewis	2	1	0.5	1	0
Sharpe	1	45	45.0	45	0
Burnett	1	3	3.0	3	0
RAVENS	23	477	20.7	98t	1
Opponents	19	234	12.3	87t	2

PUNTING

	NO	YDS	AVG	TB	IN	LG	BLK
Richardson	86	3457	40.2	8	35	55	0
RAVENS	86	3457	40.2	8	35	55	0
Opponents	87	3872	44.5	14	17	67	0

PUNT RETURNS

	RET	FC	YDS	AVG	LG	TD
Je. Lewis	36	9	578	16.1	89t	2
Starks	9	1	135	15.0	47	0
RAVENS	45	10	713	15.8	89t	2
Opponents	41	23	382	9.3	31	0

KICKOFF RETURNS

	NO	YDS	AVG	LG	TD
Harris	39	907	23.3	41	0
Ismail	2	51	25.5	38	0
Brown	1	0	0.0	0	0
Holmes	1	7	7.0	7	0
Je. Lewis	1	23	23.0	23	0
Washington	1	17	17.0	17	0
RAVENS	45	1005	22.3	41	0
Opponents	73	1558	21.3	52	0

FIELD GOALS

	1-19	20-29	30-39	40-49	50+
Stover	2/2	9/9	12/13	10/12	2/3
RAVENS	2/2	9/9	12/13	10/12	2/3
Opponents	1/1	2/2	3/4	8/12	0/0

Stover: (23G,26G,33G)(44G)(30B,27G,33G)(30G,37G,19G)(45G,30G,44G,51N,22G)(47G,32G,43G,21G,24G)(51G)(21G,38G)(51G,49G)(38G,32G)(45G)(25G,47N,19G)(39G,26G,38G)(32G)(42G,42G)(42G,45N)

Opponents: (45N)(36G,45G,48G,34G,48G)(42G,41G)(0)(49G,31N)(37G)(0)(24G)(0)(23G,43N)(46N)(0)(47G)(46N)(40G,19G)

PASSING	ATT	COMP	YARDS	COMP%	YDS/ATT	TD	TD%	INT	INT%	LG	SACK/LOST	RATING
Banks	274	150	1578	54.7	5.76	8	2.9	8	2.9	53t	20/152	69.3
Difler	226	134	1502	59.3	6.65	12	5.3	11	4.9	59t	23/135	76.6
Redman	3	2	19	66.7	6.33	0	0.0	0	0.0	12	0/0	84.0
Je. Lewis	1	1	3	100.0	3.00	0	0.0	0	0.0	3	0/0	79.2
RAVENS	504	287	3102	56.9	6.15	20	4.0	19	3.8	59t	43/287	72.7
Opponents	528	295	3175	55.9	6.01	11	2.1	23	4.4	67	35/178	62.5

2000 STATISTICS

DEFENSIVE

FROM COACHES VIDEO

PLAYER	TT	SOLO	AS	SACKS	YDS	INT	PD	FF	FR
Lewis, Ray	187	120	67	3	33	2	10	0	3
McCrary, Michael	103	60	43	6.5	35	0	2	2	3
Sharper, Jamie	102	68	34	0	0	1	4	5	2
Burnett, Rob	97	53	44	10.5	57	1	3	3	5
Woodson, Rod	82	65	17	0	0	4	10	1	4
Siragusa, Tony	75	40	35	0	0	0	2	0	1
Adams, Sam	69	36	33	2	5	0	7	5	1
Herring, Kim	66	54	12	1	5	3	12	2	0
Starks, Duane	59	46	13	0	0	6	28	0	1
McAlister, Chris	50	39	11	0	0	4	23	0	1
Boulware, Peter	45	26	19	7	24	0	1	2	0
Harris, Corey	37	31	6	0	0	2	8	1	0
Dalton, Lionel	33	21	12	0	0	0	2	0	0
Washington, Keith	29	14	15	0	0	0	0	0	1
Bailey, Robert	27	20	7	0	0	0	4	3	1
Trapp, James	25	23	2	2	5	0	4	1	0
Brown, Cornell	25	17	8	3	17	0	0	2	0
Webster, Larry	10	8	2	0	0	0	0	0	1
Davis, Anthony	5	2	3	0	0	0	0	0	0
Jackson, Brad	4	2	2	0	0	0	0	0	0
Powell, Carl	1	0	1	0	0	0	0	0	0
Thomas, Adalius	1	0	1	0	0	0	0	0	0

SPECIAL TEAMS

FROM COACHES VIDEO

PLAYER	TT	SOLO	AS	FF	FR	BK
Harris, Corey	26	20	6	1	0	0
Brigance, O.J.	25	16	9	2	1	0
Mitchell, Anthony	18	14	4	0	0	0
Davis, Billy	15	12	3	0	0	0
Trapp, James	15	10	5	1	0	0
Davis, Anthony	14	12	2	0	1	0
Jackson, Brad	13	9	4	0	2	0
Herring, Kim	11	10	1	0	0	0
Poindexter, Anthony	11	8	3	1	0	0
Brown, Cornell	9	6	3	0	0	0
Bailey, Robert	7	4	3	0	0	0
Sharper, Jamie	5	5	0	0	0	0
Ayanbadejo, Obafemi	3	3	0	0	0	0
Jones, John	3	2	1	0	0	0
Johnson, Patrick	3	1	2	0	0	0
Love, Clarence	2	2	0	1	0	0
Richardson, Kyle	2	2	0	0	0	0
Stover, Matt	2	2	0	0	0	0
Powell, Carl	1	1	0	0	0	0
Wainright, Frank	1	0	1	0	0	0

TOP THREE

SOLO	SACKS	FF	FR	PD
120 Ray Lewis	10.5 Rob Burnett	5 Sam Adams	5 Rob Burnett	28 Duane Starks
68 Jamie Sharper	7.0 Peter Boulware	5 Jamie Sharper	4 Rod Woodson	23 Chris McAlister
65 Rod Woodson	6.5 Michael McCrary	3 2 players tied	3 2 players tied	12 Kim Herring

USUAL STARTERS

OFFENSE		DEFENSE	
WR 87	Qadry Ismail	LDE 90	Rob Burnett
WR 83	Patrick Johnson	LDT 95	Sam Adams
LT 75	Jonathan Ogden	RDT 98	Tony Siragusa
LG 64	Edwin Mulitalo	RDE 99	Michael McCrary
C 60	Jeff Mitchell	LLB 58	Peter Boulware
RG 62	Mike Flynn	MLB 52	Ray Lewis
RT 70	Harry Swayne	RLB 55	Jamie Sharper
TE 82	Shannon Sharpe	LCB 22	Duane Starks
QB 8	Trent Dilfer	RCB 21	Chris McAlister
	12 Tony Banks	SS 20	Kim Herring
RB 31	Jamal Lewis	FS 26	Rod Woodson
FB 32	Sam Gash		

COACHES

Brian Billick, Head Coach; **Matt Cavanaugh**, Offensive Coordinator/Quarterbacks; **Marvin Lewis**, Defensive Coordinator; **Jim Colletto**, Offensive Line; **Jack Del Rio**, Linebackers; **Jeff Friday**, Strength and Conditioning; **Wade Harman**, Tight Ends/Assistant Offensive Line; **Donnie Henderson**, Secondary; **Milt Jackson**, Wide Receivers; **Chip Morton**, Assistant Strength and Conditioning; **Russ Purnell**, Special Teams; **Rex Ryan**, Defensive Line; **Steve Shafer**, Assistant Head Coach/Secondary; **Matt Simon**, Running Backs; **Mike Smith**, Defensive Assistant

RAVENS HONOR ROLL

NFL Defensive Player of the Year: LB Ray Lewis

Super Bowl XXXV MVP: LB Ray Lewis

Pro Bowl: DT Sam Adams (starter); LB Ray Lewis (starter); OT Jonathan Ogden (starter); K Matt Stover (starter); S Rod Woodson (starter)

All Pro: DT Sam Adams (AP-2nd Team, PFW-AFC, FN); DE Rob Burnett (AP-2nd Team, SI, FN, FD); RB Jamal Lewis (PFW-Rookie Team, FN-Rookie Team, FD); PR Jermaine Lewis (FN, FD); LB Ray Lewis (AP-1st Team, SI, PFW, CPFW, TSN, FN, FD, USA); CB Chris McAlister (FD-2nd Team); OT Jonathan Ogden (AP-1st Team, SI, PFW, CPFW, TSN, FN, FD, USA); CB Duane Starks (USA); K Matt Stover (AP-1st Team, PFW, CPFW, TSN, FN, FD); FS Rod Woodson (AP-2nd Team, PFW-AFC, CPFW-2nd Team, FN)

Quarterback Club MVP: LB Ray Lewis

Ravens Roost Unsung Hero: S Kim Herring

Ravens Nest Lineman of the Year: DE Rob Burnett

Ravens Roost Extra Effort Award: S Corey Harris

Ed Block Courage Award: S Anthony Poindexter

SEASON TRENDS

	Reg.	Post.		Reg.	Post.
Record	12-4	4-0	When Scoring First	9-2	3-0
vs. AFC Central	8-2	1-0	When Not Scoring First	3-2	1-0
vs. AFC	10-3	3-0	Positive Turnover Ratio	12-3	4-0
vs. NFC	2-1	1-0	Negative Turnover Ratio	0-1	0-0
Home	6-2	1-0	Winning Penalty Ratio	3-1	1-0
Away	6-2	3-0	Losing Penalty Ratio	5-3	3-0
On Grass	11-4	4-0	Overtime	0-0	0-0
Artificial Turf	1-0	0-0	Preseason	4-0	0-0
Outdoors	12-4	4-0	With a 100-Yard Rusher	6-0	2-0
Indoors	0-0	0-0	With a 100-Yard Receiver	2-1	0-0
Leading at Halftime	11-1	3-0	Without a 100-yard Rusher	6-4	2-0
Trailing at Halftime	1-2	0-0	Without a 100-yard Receiver	10-3	4-0
Tied at Halftime	0-1	1-0	When Allowing a 100-Yard Rusher	0-0	0-0
Tied After 3 Quarters	0-1	1-0	When Not Allowing a 100-Yard Rusher	12-4	4-0
Leading After 3 Quarters	11-0	3-0	When Allowing a 100-Yard Receiver	3-0	3-0
Trailing After 3 Quarters	1-3	0-0	When Not Allowing a 100-Yard Receiver	9-4	4-0
Winning Coin Toss	5-4	1-0	With a 300-Yard Passer	0-0	0-0
Losing Coin Toss	7-0	3-0	Without a 300-Yard Passer	12-4	4-0
Decided by 8 Points or less	4-3	0-0	When Allowing a 300-Yard Passer	2-0	0-0
Decided by 3 Points or less	2-1	0-0	When Not Allowing a 300-Yard Passer	10-4	4-0



2000 POSTSEASON STATISTICS

RESULTS AND ATTENDANCE

WON 4, LOST 0 (SUPER BOWL XXXV CHAMPIONS)

12/31	W	21-3	Denver	69,638
01/07	W	24-10	at Tennessee	68,527
01/14	W	16-3	at Oakland	62,784
01/28	W	34-7	at New York Giants	71,921

TEAM STATISTICS

	RAVENS	OPPONENT
TOTAL FIRST DOWNS	44	55
Rushing	19	16
Passing	22	32
Penalty	3	7
3rd Down: Made/Att	15/60	12/60
3rd Down Pct.	25.0	20.0
4th Down: Made/Att	0/0	2/6
4th Down Pct.	0.0	33.3
POSSESSION AVG.	30:10	29:51
TOTAL NET YARDS	900	837
Avg. Per Game	225.0	209.3
Total Plays	226	259
Avg. Per Play	4.0	3.2
NET YARDS RUSHING	392	258
Avg. Per Game	98.0	64.5
Total Rushes	140	84
NET YARDS PASSING	508	579
Avg. Per Game	127.0	144.8
Sacked/Yards Lost	10/82	14/93
Gross Yards	590	672
Att./Completions	76/35	161/77
Completion Pct.	46.1	47.8
Had Intercepted	1	10
PUNTS/AVERAGE	35/37.7	32/40.1
NET PUNTING AVG.	35/33.9	32/36.3
PENALTIES/YARDS	30/245	23/151
FUMBLES/BALL LOST	5/1	4/2
TOUCHDOWNS	11	2
Rushing	4	1
Passing	3	0
Returns	4	1

SCORE BY PERIODS	1	2	3	4	OT	PTS
RAVENS	7	34	27	27	0	95
Opponents	7	3	13	0	0	23

SCORING	TD	RU	PA	RT	K/PAT	FG	S	PTS
Stover	0	0	0	0	11/11	6/8	0	29
Ja. Lewis	4	4	0	0			0	24
Sharpe	2	0	2	0			0	12
Je. Lewis	1	0	0	1			0	6
R. Lewis	1	0	0	1			0	6
A. Mitchell	1	0	0	1			0	6
Starks	1	0	0	1			0	6
Stokley	1	0	1	0			0	6
RAVENS	11	4	3	4	11/11	6/8	0	95
Opponents	2	1	0	1	2/2	3/6	0	235

2-PT. CONVERSIONS: RAVENS 0-0; Opponents 0-0

SACKS: McCrary 6.0, Boulware 2.0, Burnett 2.0, Sharper 2.0, Adams 1.0, Washington 1.0, **RAVENS 14.0, Opponents 10.0**

PASSING	ATT	COMP	YARDS	COMP%	YDS/ATT
Differ	73	35	590	47.9	8.08
Banks	3	0	0	0.0	0.00
RAVENS	76	35	590	46.1	7.76
Opponents	161	77	672	47.8	4.17

RUSHING

	NO	YDS	AVG	LG	TD
Ja. Lewis	103	338	3.3	27t	4
Holmes	18	45	2.5	11	0
Differ	13	7	0.5	6	0
Je. Lewis	3	7	2.3	5	0
Gash	1	0	0.0	0	0
Banks	1	-1	-1.0	-1	0
Ismail	1	-4	-4.0	-4	0
RAVENS	140	392	2.8	27t	4
Opponents	84	258	3.1	27t	1

RECEIVING

	NO	YDS	AVG	LG	TD
Ismail	9	150	16.7	44	0
Stokley	7	91	13.0	38t	1
Sharpe	6	230	38.3	96t	2
Ja. Lewis	5	40	8.0	15	0
Coates	4	54	13.5	24	0
Johnson	1	8	8.0	8	0
Gash	1	7	7.0	7	0
Je. Lewis	1	6	6.0	6	0
Holmes	1	4	4.0	4	0
RAVENS	35	590	16.9	96t	3
Opponents	77	672	8.7	31	0

INTERCEPTIONS

	NO	YDS	AVG	LG	TD
Starks	3	93	31.0	49t	1
R. Lewis	2	54	27.0	50t	1
Sharper	2	19	9.5	15	0
McAlister	1	4	4.0	4	0
Herring	1	2	2.0	2	0
Bailey	1	0	0.0	0	0
RAVENS	10	172	17.2	50t	2
Opponents	1	2	2.0	2	0

PUNTING

	NO	YDS	AVG	TB	IN	LG	BLK
Richardson	33	1318	39.9	3	14	66	2
Team	2	0	0	0	0	0	0
RAVENS	35	1318	37.7	3	14	66	2
Opponents	32	1282	40.1	0	8	64	0

PUNT RETURNS

	RET	FC	YDS	AVG	LG	TD
Je. Lewis	11	9	122	11.1	38	0
RAVENS	11	9	122	11.1	38	0
Opponents	13	6	73	5.6	19	0

KICKOFF RETURNS

	NO	YDS	AVG	LG	TD
Je. Lewis	5	189	37.8	84t	1
Harris	3	51	17.0	20	0
Coates	1	8	8.0	8	0
RAVENS	9	248	27.6	84t	1
Opponents	18	340	18.9	97t	1

FIELD GOALS

	1-19	20-29	30-39	40-49	50+
Stover	0/0	2/2	3/4	1/2	0/0
RAVENS	0/0	2/2	3/4	1/2	0/0
Opponents	0/0	2/2	1/3	0/1	0/0

Stover: () (38G)(36N,31G,28G,21G)(47G,41N,34G)

Opponents: (31G)(45B,31N,21G,37B)(24G)()

	TD	TD%	INT	INT%	LG	SACK/LOST	RATING
Differ	3	4.1	1	1.4	96t	10/82	83.7
Banks	0	0.0	0	0.0	0	0/0	39.6
RAVENS	3	3.9	1	1.3	96t	10/82	80.5
Opponents	0	0.0	10	6.2	31	14/93	33.4

DEFENSIVE

FROM COACHES VIDEO

PLAYER	TT	SOLO	AS	SACKS	YDS	INT	PD	FF	FR
Lewis, Ray	44	28	16	0	0	2	7	0	1
Woodson, Rod	24	19	5	0	0	0	2	0	0
Burnett, Rob	21	14	7	2	12	0	1	0	0
Sharper, Jamie	20	14	6	2	10	2	1	0	0
Starks, Duane	19	18	1	0	0	3	6	0	0
McCrary, Michael	18	14	4	6	44	0	0	1	0
Harris, Corey	18	13	5	0	0	0	2	0	0
McAlister, Chris	17	15	2	0	0	1	8	0	0
Boulware, Peter	17	12	4	2	14	0	0	0	0
Siragusa, Tony	17	10	7	0	0	0	4	0	0
Webster, Larry	10	7	3	0	0	0	1	0	0
Washington, Keith	10	7	3	1	9	0	0	0	0
Adams, Sam	9	7	2	1	4	0	3	1	0
Dalton, Lionel	5	5	0	0	0	0	0	0	0
Bailey, Robert	5	4	1	0	0	1	1	0	0
Trapp, James	3	2	1	0	0	0	1	0	0
Brown, Cornell	1	1	0	0	0	0	0	0	0
Davis, Anthony	1	1	0	0	0	0	0	0	0
Herring, Kim	1	1	0	0	0	1	2	0	0
Mitchell, Anthony	1	1	0	0	0	0	0	0	0

SPECIAL TEAMS

FROM COACHES VIDEO

PLAYER	TT	SOLO	AS	FF	FR	BK
Brigance, O.J.	10	8	2	0	0	0
Jackson, Brad	8	7	1	0	0	0
Davis, Billy	8	6	2	0	0	0
Trapp, James	6	3	3	1	0	0
Mitchell, Anthony	4	3	1	0	0	0
Harris, Corey	4	2	2	0	0	0
Starks, Duane	2	2	0	0	0	0
Davis, Anthony	2	1	1	0	0	0
Herring, Kim	2	1	1	0	0	0
Bailey, Robert	1	1	0	0	1	0
Brown, Cornell	1	1	0	0	0	0
Poindexter, Anthony	1	1	0	0	0	0
Sharper, Jamie	1	1	0	0	0	0
Thomas, Adalius	1	1	0	0	0	0
Washington, Keith	0	0	0	0	0	2

2001 STATISTICS

RESULTS AND ATTENDANCE

WON 10, LOST 6 (WILD CARD)

09/09	W		Chicago	69,665
09/23	L	10-21	at Cincinnati	49,632
09/30	W	20-13	at Denver	75,082
10/07	W	26-7	Tennessee	69,494
10/14	L	23-31	at Green Bay	59,866
10/21	L	14-24	at Cleveland	72,818
10/28	W	18-17	Jacksonville	69,439
11/04	W	13-10	at Pittsburgh	62,906
11/12	W	16-10	at Tennessee	68,798
11/18	L	17-27	Cleveland	69,353
11/25	W	24-21	at Jacksonville	53,530
12/02	W	39-27	Indianapolis	69,382
12/09			Bye Week	
12/16	L	21-26	Pittsburgh	69,506
12/23	W	16-0	Cincinnati	68,987
12/29	L	10-22	at Tampa Bay	65,619
01/07	W	19-3	Minnesota	69,465

TEAM STATISTICS

TOTAL FIRST DOWNS

Rushing	92	81
Passing	180	161
Penalty	27	20
3rd Down: Made/Att	82/230	70/227
3rd Down Pct.	35.7	30.8
4th Down: Made/Att	3/13	6/15
4th Down Pct.	23.1	40.0

POSSESSION AVG.

RAVENS	29:39	30:21
Opponents	30:21	30:21

TOTAL NET YARDS

RAVENS	5124	4446
Opponents	4446	4446

NET YARDS RUSHING

RAVENS	1810	1411
Opponents	1411	1411

NET YARDS PASSING

RAVENS	3314	3035
Opponents	3035	3035

PUNTS/AVERAGE

RAVENS	87/38.0	98/41.6
Opponents	98/41.6	98/41.6

NET PUNTING AVG.

RAVENS	87/33.6	98/33.6
Opponents	98/33.6	98/33.6

PENALTIES/YARDS

RAVENS	89/728	105/903
Opponents	105/903	105/903

FUMBLES/BALL LOST

RAVENS	31/16	22/12
Opponents	22/12	22/12

TOUCHDOWNS

RAVENS	31	30
Opponents	30	30

SCORE BY PERIODS

	1	2	3	4	OT	PTS
RAVENS	29	92	63	119	0	303
Opponents	38	77	89	61	0	265

SCORING

	TD	RU	PA	RT	K/PAT	FG	S	PTS
Stover	0	0	0	0	25/25	30/35	0	115
Ismail	7	0	7	0			0	44
Brookins	5	5	0	0			0	30
Allen	3	3	0	0			0	18
T. Taylor	3	0	3	0			0	18
Ayanbadejo	2	1	1	0			0	12
Sharpe	2	0	2	0			0	12
Stokley	2	0	2	0			0	12
Cunningham	1	1	0	0			0	6
Gash	1	0	1	0			0	6
Grbac	1	1	0	0			0	6
Heap	1	0	1	0			0	6
Johnson	1	0	1	0			0	6
Sharper	1	0	0	1			0	6
Woodson	1	0	0	1			0	6
RAVENS	31	11	18	2	25/25	30/35	0	303
Opponents	30	10	16	4	28/28	19/33	0	265

2-PT. CONVERSIONS: Ismail, **RAVENS 1-6; Opponents 0-2**

SACKS: Boulware 15.0, McCrary 7.5, Sharper 6.0, R. Lewis 3.5, A. Thomas 3.5, Adams 2.0, Siragusa 2.0, Douglas 1.0, Gregg 1.0, S. Taylor 1.0, Team 1.0, Trapp 1.0, Webster 0.5, **RAVENS 44.0, Opponents 40.0**

RUSHING

	NO	YDS	AVG	LG	TD
Allen	168	658	3.9	26	3
Brookins	151	551	3.6	25	5
M. Williams	65	291	4.5	55	0
Ayanbadejo	46	173	3.8	17	1
T. Taylor	5	46	9.2	16	0
Cunningham	14	40	2.9	15	1
Je. Lewis	9	33	3.7	14	0
Grbac	21	18	0.9	6	1
Stokley	1	1	1.0	1	0
Richardson	1	0	0.0	0	0
Gash	2	-1	-0.5	0	0
RAVENS	483	1810	3.7	55	11
Opponents	410	1411	3.4	38	10

RECEIVING

	NO	YDS	AVG	LG	TD
Ismail	74	1059	14.3	77t	7
Sharpe	73	811	11.1	37	2
T. Taylor	42	560	13.3	63	3
Stokley	24	344	14.3	46	2
Ayanbadejo	24	121	5.0	18	1
M. Williams	23	210	9.1	46	0
Allen	17	68	4.0	11	0
Heap	16	206	12.9	24t	1
Gash	9	80	8.9	16	1
Brookins	6	45	7.5	15	0
Johnson	5	57	11.4	25	1
Je. Lewis	4	32	8.0	12	0
Jones	2	13	6.5	13	0
A. Mitchell	1	-11	-11.0	-1	0
RAVENS	320	3595	11.2	77t	1
Opponents	321	3325	10.4	90t	16

INTERCEPTIONS

	NO	YDS	AVG	LG	TD
Starks	4	9	2.3	9	0
R. Lewis	3	115	38.3	64	0
Woodson	3	57	19.0	47t	1
Harris	2	1	0.5	1	0
Trapp	1	15	15.0	15	0
McCrary	1	1	1.0	1	0
McAlister	1	0	0.0	0	0
Porter	1	-3	-3.0	-3	0
RAVENS	16	195	12.2	64	1
Opponents	20	331	16.6	66t	3

PUNTING

	NO	YDS	AVG	TB	IN	LG	BLK
Richardson	85	3309	38.9	10	29	65	2
RAVENS	87	3309	38.0	10	29	65	2
Opponents	98	4076	41.6	11	24	69	0

PUNT RETURNS

	RET	FC	YDS	AVG	LG	TD
Je. Lewis	42	9	519	12.4	62	0
McAlister	5	1	44	8.8	24	0
Lake	1	0	0	0.0	0	0
RAVENS	48	10	563	11.7	62	0
Opponents	33	22	183	5.5	30	0

KICKOFF RETURNS

	NO	YDS	AVG	LG	TD
Je. Lewis	42	1039	24.7	76	0
Harris	11	235	21.4	34	0
Johnson	2	39	19.5	23	0
Bobo	1	11	11.0	11	0
Brookins	1	23	23.0	23	0
RAVENS	57	1347	23.6	76	0
Opponents	64	1393	21.8	51	0

FIELD GOALS

	1-19	20-29	30-39	40-49	50+
Stover	0/0	16/16	9/10	5/9	0/0
RAVENS	0/0	16/16	9/10	5/9	0/0
Opponents	0/0	7/7	6/11	6/15	0/0

Stover: (46N,37G)(38G)(29G,26G)(26G,25G)(28G)(21G,38G)(49G,28G)(25G,39G)(31G,33G,30G)(42G)(41G,41N)(26G,30G,29G,27G,46N)(48N)(43G,29G,433N,43G)(24G)(21G,20G,38G,20G)

Opponents: (20G,43N,46G)(43N,39N,45N)(43G,49G)(46N)(33G,47N)(33G)(40G)(38G,41N,33N,48N,35)(48N,27G)(29G,42G)(38N)(33G,25G)(22G,33G,32N)(42G,38G,24G,40N)(26G)

PASSING

	ATT	COMP	YARDS	COMP%	YDS/ATT
Grbac	467	265	3033	56.7	6.49
Cunningham	89	54	573	60.7	6.44
Richardson	1	1	-11	100.0	-11.00
RAVENS	557	320	3595	57.5	6.45
Opponents	555	321	3325	57.8	5.99

TD

	TD	TD%	INT	INT%	LG	SACK/LOST	RATING
Allen	15	3.2	18	3.9	77t	28/215	71.1
Brookins	3	3.4	2	2.2	30	12/66	81.3
Richardson	0	0.0	0	0.0	11	0/0	79.2
RAVENS	18	3.2	20	3.6	77t	40/281	72.7
Opponents	16	2.9	16	2.9	90t	45/290	72.8

2001 STATISTICS

DEFENSIVE

FROM COACHES VIDEO

PLAYER	TT	SOLO	AS	SACKS	YDS	INT	PD	FF	FR
Lewis, Ray	196	130	66	3.5	26	3	13	1	1
Sharper, Jamie	135	101	34	6	31	0	12	0	1
Woodson, Rod	93	70	23	0	0	3	13	1	1
Harris, Corey	91	70	21	0	0	2	12	3	4
Boulware, Peter	82	51	31	15	86.5	0	4	3	1
McAlister, Chris	69	59	10	0	0	1	11	0	0
McCrary, Michael	64	42	22	7.5	42.5	1	2	1	0
Starks, Duane	59	52	7	0	0	4	17	2	0
Siragusa, Tony	58	27	31	2	12	0	3	0	0
Adams, Sam	51	28	23	2	16	0	2	1	0
Burnett, Rob	50	28	22	0	0	0	6	0	1
Thomas, Adalious	39	27	12	3.5	32.5	0	8	3	0
Lake, Carnell	32	27	5	0	0	0	0	0	1
Trapp, James	31	25	6	1	8	1	4	0	0
Dalton, Lionel	29	15	14	0	0	0	0	0	0
Webster, Larry	28	13	15	0.5	1.5	0	0	0	0
Jackson, Brad	25	13	12	0	0	0	1	1	0
Gregg, Kelly	19	10	9	1	7	0	1	0	0
Mitchell, Anthony	11	9	2	0	0	0	1	0	0
Porter, Alvin	8	8	0	0	0	1	1	0	0
Taylor, Shannon	5	2	3	1	6	0	0	0	1
Douglas, Marques	3	2	1	1	11	0	0	0	0

SPECIAL TEAMS

FROM COACHES VIDEO

PLAYER	TT	SOLO	AS	FF	FR	BK
Thomas, Adalious	18	14	4	0	0	0
Mitchell, Anthony	18	12	6	0	0	0
Jackson, Brad	16	9	7	0	1	0
Porter, Alvin	14	11	3	1	0	0
Trapp, James	12	9	3	0	0	0
Taylor, Shannon	9	8	1	0	0	0
Hartwell, Edgerton	9	5	4	0	0	0
Baxter, Gary	8	8	0	0	0	0
Ayanbadejo, Obafemi	8	7	1	0	0	0
Jones, John	8	7	1	0	0	0
Lake, Carnell	7	4	3	0	0	0
Williams, Moe	5	4	1	0	0	0
Starks, Duane	4	4	0	0	0	0
Harris, Corey	4	3	1	0	0	0
Kight, Danny	2	2	0	0	0	0
Stover, Matt	2	2	0	0	0	0
Maese, Joe	1	1	0	0	0	0
McAlister, Chris	1	1	0	0	0	1
Ricard, Alan	1	1	0	0	0	0
Sharper, Jamie	1	1	0	0	0	0
Hellestrae, Dale	1	0	1	0	0	0

*McAlister partially deflected a FG at Pittsburgh 11/4/01

TOP THREE

SOLO	SACKS	FF	FR	PD
130 Ray Lewis	15.0 Peter Boulware	3 Peter Boulware	4 Corey Harris	17 Duane Starks
101 Jamie Sharper	7.5 Michael McCrary	3 Corey Harris	1 7 players tied	13 Ray Lewis
70 2 players tied	6.0 Jamie Sharper	3 Adalious Thomas		13 Rod Woodson

USUAL STARTERS

OFFENSE

WR 87 Qadry Ismail
WR 89 Travis Taylor
LT 75 Jonathan Ogden
LG 64 Edwin Mulitalo
C 62 Mike Flynn
RG 66 Bennie Anderson
RT 77 Kipp Vickers
TE 82 Shannon Sharpe
QB 18 Elvis Grbac
RB 29 Terry Allen
FB 32 Sam Gash

DEFENSE

LDE 90 Rob Burnett
LDT 95 Sam Adams
RDT 98 Tony Siragusa
RDE 99 Michael McCrary
LLB 58 Peter Boulware
MLB 52 Ray Lewis
RLB 55 Jamie Sharper
LCB 21 Duane Starks
RCB 22 Chris McAlister
SS 45 Corey Harris
FS 26 Rod Woodson

COACHES

Brian Billick, Head Coach; **Matt Cavanaugh**, Offensive Coordinator/Quarterbacks; **Marvin Lewis**, Defensive Coordinator; **Jim Colletto**, Offensive Line; **Jack Del Rio**, Linebackers; **Jeff Friday**, Strength and Conditioning; **Wade Harman**, Tight Ends/Assistant Offensive Line; **Donnie Henderson**, Secondary; **Milt Jackson**, Offensive Assistant; **Chip Morton**, Assistant Strength and Conditioning; **Mike Nolan**, Wide Receivers; **Russ Purnell**, Special Teams; **Rex Ryan**, Defensive Line; **Steve Shafer**, Assistant Head Coach/Secondary; **Matt Simon**, Running Backs; **Mike Smith**, Defensive Assistant/Defensive Line; **Bennie Thompson**, Special Teams Assistant

RAVENS HONOR ROLL

Pro Bowl: DT Sam Adams (2nd team); WR/KR Jermaine Lewis (2nd team); LB Ray Lewis (starter); OT Jonathan Ogden (starter); TE Shannon Sharpe (2nd team); S Rod Woodson (starter)

All-Pro: DT Sam Adams (PFW, FN, CPFW); WR/KR Jermaine Lewis (PFW, FD, TSN); TE Shannon Sharpe (CPFW); LB Ray Lewis (AP-1st team, SI, PFW, FD, FN, CPFW, TSN); OL Edwin Mulitalo (SI); OT Jonathan Ogden (AP-2nd team, PFW, FD, FN, CPFW, TSN)

Ravens Nest Lineman of the Year: OL Edwin Mulitalo

Ravens Roost Extra Effort Award: WR Brandon Stokley

Ravens Roost Unsung Hero: LB Jamie Sharper

Ed Block Courage Award: S Corey Harris

SEASON TRENDS

	Reg.	Post.		Reg.	Post.
Record	10-6	1-1	When Scoring First	5-2	0-0
vs. AFC Central	6-4	0-1	When Not Scoring First	5-4	1-1
vs. AFC	8-4	1-1	Positive or Even Turnover Ratio	9-0	1-0
vs. NFC	2-2	0-0	Negative Turnover Ratio	1-6	0-1
Home	6-2	0-0	Winning Penalty Ratio	7-3	1-0
Away	4-4	1-1	Losing Penalty Ratio	3-2	0-1
On Grass	10-6	1-1	Overtime	0-0	0-0
Artificial Turf	0-0	0-0	Preseason	1-2	0-0
Outdoors	10-6	1-1	With a 100-Yard Rusher	3-0	1-0
Indoors	0-0	0-0	With a 100-Yard Receiver	1-0	0-0
Leading at Halftime	5-1	1-0	Without a 100-yard Rusher	7-6	0-1
Trailing at Halftime	2-5	0-1	Without a 100-yard Receiver	9-6	1-1
Tied at Halftime	3-0	0-0	When Allowing a 100-Yard Rusher	1-0	0-0
Tied After 3 Quarters	2-0	0-0	When Not Allowing a 100-Yard Rusher	9-6	1-1
Leading After 3 Quarters	5-0	1-0	When Allowing a 100-Yard Receiver	1-2	0-0
Trailing After 3 Quarters	3-6	0-1	When Not Allowing a 100-Yard Receiver	9-4	1-1
Winning Coin Toss	6-2	1-1	With a 300-Yard Passer	0-1	0-0
Losing Coin Toss	4-4	0-0	Without a 300-Yard Passer	10-5	1-1
Decided by 8 Points or less	5-2	0-0	When Allowing a 300-Yard Passer	2-2	0-0
Decided by 3 Points or less	3-0	0-0	When Not Allowing a 300-Yard Passer	8-4	1-1

2001 POSTSEASON STATISTICS

RESULTS AND ATTENDANCE

WON 1, LOST 1

01/13	W	20-3	at Miami	72,251
01/20	L	10-27	at Pittsburgh	63,976

TEAM STATISTICS

	RAVENS	OPPONENT
TOTAL FIRST DOWNS	27	30
Rushing	12	12
Passing	13	14
Penalty	2	4
3rd Down: Made/Att	11/28	10/27
3rd Down Pct	39.3	37.0
4th Down: Made/Att	1/1	0/1
4th Down Pct.	100.0	0.0
POSSESSION AVG.	28:35	31:26
TOTAL NET YARDS	497	448
Avg. Per Game	248.5	224.0
Total Plays	120	119
Avg. Per Play	4.1	3.8
NET YARDS RUSHING	248	200
Avg. Per Game	124.0	100.0
Total Rushes	61	64
NET YARDS PASSING	249	248
Avg. Per Game	124.5	124.0
Sacked/Yards Lost	4/37	5/28
Gross Yards	286	276
Att./Completions	55/30	50/27
Completion Pct.	54.5	54.0
Had Intercepted	3	2
PUNTS/AVERAGE	12/40.1	11/43.5
NET PUNTING AVG.	12/32.1	11/30.6
PENALTIES/YARDS	14/100	11/86
FUMBLES/BALL LOST	2/2	6/2
TOUCHDOWNS	3	3
Rushing	1	2
Passing	1	1
Returns	1	0

SCORE BY PERIODS	1	2	3	4	OT	PTS
RAVENS	0	10	14	6	0	30
Opponents	13	10	0	7	0	30

SCORING	TD	RU	PA	RT	K/PAT	FG	S	PTS
Stover	0	0	0	0	3/3	3/4	0	12
Allen	1	1	0	0			0	6
Je. Lewis	1	0	0	1			0	6
T. Taylor	1	0	1	0			0	6
RAVENS	3	1	1	1	3/3	3/4	0	30
Opponents	3	2	1	0	3/3	3/4	0	30

2-PT. CONVERSIONS: RAVENS 0-0; Opponents 0-0

SACKS: Boulware 1.0, A. Mitchell 1.0, Sharper 1.0, Webster 1.0, Burnett 0.5, A. Thomas 0.5, RAVENS 5.0, Opponents 4.0

RUSHING

	NO	YDS	AVG	LG	TD
Allen	29	120	4.1	13	1
Brookins	14	71	5.1	18	0
M. Williams	9	29	3.2	9	0
T. Taylor	1	15	15.0	15	0
Ayanbadejo	2	8	4.0	5	0
Je. Lewis	2	4	2.0	5	0
Grbac	2	3	1.5	4	0
Redman	2	-2	-1.0	-1	0
RAVENS	61	248	4.1	18	1
Opponents	64	200	3.1	23	2

RECEIVING

	NO	YDS	AVG	LG	TD
Sharpe	9	79	8.8	27	0
T. Taylor	6	76	12.7	45	1
M. Williams	4	24	6.0	14	0
Allen	3	11	3.7	6	0
Stokley	2	38	19.0	27	0
Ismail	2	24	12.0	16	0
Gash	1	13	13.0	13	0
Heap	1	11	11.0	11	0
Ayanbadejo	1	7	7.0	7	0
Brookins	1	3	3.0	3	0
RAVENS	30	286	9.5	45	1
Opponents	27	276	10.2	32t	1

INTERCEPTIONS

	NO	YDS	AVG	LG	TD
Starks	1	26	26.0	26	0
McAlister	1	18	18.0	18	0
RAVENS	2	44	22.0	26	0
Opponents	3	51	17.0	32	0

PUNTING

	NO	YDS	AVG	TB	IN	LG	BLK
Richardson	12	481	40.1	1	1	52	0
RAVENS	12	481	40.1	1	1	52	0
Opponents	11	479	43.5	2	4	52	0

PUNT RETURNS

	RET	FC	YDS	AVG	LG	TD
Je. Lewis	5	2	102	20.4	88t	1
RAVENS	5	2	102	20.4	88t	1
Opponents	7	0	76	10.9	35	0

KICKOFF RETURNS

	NO	YDS	AVG	LG	TD
Je. Lewis	6	104	17.3	28	0
Harris	2	33	16.5	18	0
RAVENS	8	137	17.1	28	0
Opponents	8	187	23.4	32	0

FIELD GOALS

	1-19	20-29	30-39	40-49	50+
Stover	0/0	1/1	1/1	1/2	0/0
RAVENS	0/0	1/1	1/1	1/2	0/0
Opponents	0/0	1/1	1/2	1/1	0/0

Stover: (40N,35G,40G)(26G)

Opponents: (33G)(21G,35N,46G)

PASSING	ATT	COMP	YARDS	COMP%	YDS/ATT	TD	TD%	INT	INT%	LG	SACK/LOST	RATING
Grbac	55	30	286	54.5	5.20	1	1.8	3	5.5	45	4/37	52.5
RAVENS	55	30	286	54.5	5.20	1	1.8	3	5.5	45	4/37	52.5
Opponents	50	27	276	54.0	5.52	1	2.0	2	4.0	32t	5/28	60.1

DEFENSIVE

FROM COACHES VIDEO

PLAYER	TT	SOLO	AS	SACKS	YDS	INT	PD	FF	FR
Sharper, Jamie	20	12	8	1	0	0	1	1	0
Lewis, Ray	15	9	6	0	0	0	0	2	0
Woodson, Rod	14	11	3	0	0	0	2	0	0
Harris, Corey	12	9	3	0	0	0	1	0	0
Webster, Larry	12	8	4	1	8	0	1	0	0
Starks, Duane	10	9	1	0	0	1	1	0	0
Boulware, Peter	10	5	5	1	15	0	0	2	1
Burnett, Rob	8	6	2	1	3	0	0	0	0
Siragusa, Tony	8	5	3	0	0	0	0	0	0
Adams, Sam	7	2	5	0	0	0	0	0	1
McAlister, Chris	6	3	3	0	0	1	3	0	0
Mitchell, Anthony	4	4	0	1	2	0	0	0	0
Gregg, Kelly	4	3	1	0	0	0	0	0	0
Lake, Carnell	4	3	1	0	0	0	1	0	0
Thomas, Adalius	4	2	2	0	0	0	0	0	0
Jackson, Brad	3	2	1	0	0	0	0	0	0
Dalton, Lionel	1	0	1	0	0	0	0	0	0

SPECIAL TEAMS

FROM COACHES VIDEO

PLAYER	TT	SOLO	AS	FF	FR	BK
Porter, Alvin	6	4	2	1	0	0
Ayanbadejo, Obafemi	5	3	2	0	0	0
Baxter, Gary	3	2	1	0	0	0
Mitchell, Anthony	3	2	1	0	0	0
Starks, Duane	2	2	0	0	0	0
Harris, Corey	2	1	1	0	0	0
Hellestrae, Dale	1	1	0	0	0	0
Jackson, Brad	1	1	0	0	0	0
Richardson, Kyle	1	1	0	0	0	0
Thomas, Adalius	1	1	0	0	0	0
Hartwell, Edgerton	1	0	1	0	0	0

2002 STATISTICS

DEFENSIVE

FROM COACHES VIDEO

PLAYER	TT	SOLO	AS	SACKS	YDS	INT	PD	FR	FF
Hartwell, Ed	191	125	66	3	18.0	0	7	0	0
Baxter, Gary	90	75	15	0	0	1	20	0	0
Boulware, Peter	87	63	24	7	57.0	1	4	1	1
Reed, Ed	86	69	17	1	3.0	5	13	0	1
Lewis, Ray	85	57	28	0	0	2	2	1	1
Gregg, Kelly	84	53	31	2	13.0	0	0	0	0
Harris, Bernardo	73	47	26	2	23.0	2	4	0	0
Thomas, Adalius	68	38	30	3	20.0	2	11	1	3
Brown, Cornell	67	47	20	1.5	14.0	0	3	0	0
McAlister, Chris	67	58	9	0	0	1	24	0	1
Weaver, Anthony	65	43	22	3.5	33.0	0	4	0	1
Demps, Will	64	51	13	1	2.0	1	7	0	1
Williams, Chad	43	35	8	0	0	3	8	0	1
Porter, Alvin	41	36	5	0	0	0	3	0	0
Trapp, James	36	26	10	1	17.0	3	11	0	1
Kemoatu, Maake	32	20	12	2	6.0	0	0	0	0
Mitchell, Anthony	31	25	6	0	0	3	2	0	0
Parker, Riddick	29	17	12	1	5.0	0	0	0	2
McCrary, Michael	16	10	6	2	6.0	0	1	0	0
Douglas, Marques	15	9	6	1	9.0	0	0	0	0
Nugent, David	15	8	7	0	0	0	0	0	0
Tate, Robert	14	13	1	0	0	0	2	0	0
Taylor, Shannon	14	8	6	0	0	0	0	0	1
Scott, Bart	5	2	3	0	0	1	0	0	0

SPECIAL TEAMS

FROM COACHES VIDEO

PLAYER	TT	SOLO	AS	FF	FR	BK
Scott, Bart	17	13	4	0	0	0
Williams, Chad	17	12	5	1	0	1
Thomas, Adalius	15	11	4	0	0	0
Taylor, Shannon	14	12	2	0	0	0
Mitchell, Anthony	12	10	2	0	0	0
Trapp, James	12	9	3	0	0	0
Jones, John	10	3	7	0	0	0
Porter, Alvin	9	6	3	0	1	0
Reed, Ed	8	5	3	0	0	2
Brown, Cornell	7	4	3	0	0	0
Demps, Will	6	3	3	0	0	0
Johnson, Ron	3	3	0	0	1	0
Maese, Joe	3	2	1	0	1	0
Ricard, Alan	3	2	1	0	0	0
Stover, Matt	3	3	0	0	0	0
Tate, Robert	3	1	2	0	0	0
Harris, Bernardo	2	2	0	0	0	0
Jenkins, J.R.	2	2	0	0	0	0
Perryman, Ray	2	1	1	0	0	0
Hartwell, Ed	1	0	1	0	0	0
Jones, Terry	1	0	1	0	0	0
Zastudil, Dave	1	1	0	0	0	0
Gash, Sam	0	0	0	0	1	0

TOP THREE

SOLO	SACKS	FF	FR	PD
125 Ed Hartwell	7.0 Peter Boulware	3 Adalius Thomas	1 Peter Boulware	24 Chris McAlister
75 Gary Baxter	3.5 Anthony Weaver	2 Riddick Parker	1 Ray Lewis	20 Gary Baxter
69 Ed Reed	3.0 2 players tied		1 Adalius Thomas	13 Ed Reed

USUAL STARTERS

OFFENSE

WR 89	Travis Taylor
LT 75	Jonathan Ogden
LG 64	Edwin Mulitalo
C 62	Mike Flynn
RG 66	Bennie Anderson
RT 77	Ethan Brooks
TE 86	Todd Heap
WR 80	Brandon Stokley*
QB 81	Randy Hymes
QB 7	Chris Redman
RB 11	Jeff Blake
RB 31	Jamal Lewis
FB 39	Alan Ricard

DEFENSE

DE 98	Anthony Weaver
DT 97	Kelly Gregg
DE 96	Adalius Thomas
	Michael McCrary*
LOLB 90	Cornell Brown
LILB 56	Ed Hartwell
RILB 52	Ray Lewis*
	Bernardo Harris
ROLB 58	Peter Boulware
LCB 21	Chris McAlister
RCB 28	Gary Baxter
SS 20	Ed Reed
FS 47	Will Demps
	Anthony Mitchell

*IR

COACHES

Brian Billick, Head Coach; **Matt Cavanaugh**, Offensive Coordinator; **Mike Nolan**, Defensive Coordinator; **Gary Zauner**, Special Teams Coordinator; **Mark Asanovich**, Assistant Strength and Conditioning; **Jim Colletto**, Offensive Line; **Jeff Friday**, Strength and Conditioning; **Wade Harman**, Tight Ends/Assistant Offensive Line; **Donnie Henderson**, Secondary; **Paul Ricci**, Assistant Strength and Conditioning; **Rex Ryan**, Defensive Line; **David Shaw**, Quarterbacks/Wide Receivers; **Matt Simon**, Running Backs; **Mike Smith**, Linebackers; **Bennie Thompson**, Special Teams Assistant; **Phil Zacharias**, Defensive Assistant/Defensive Line

RAVENS HONOR ROLL

Pro Bowl: LB Peter Boulware (2nd team); TE Todd Heap (2nd team); OT Jonathan Ogden (starter)
All-Pro: OT Jonathan Ogden (AP-1st team, PFW, FD-2nd team, TSN)
Comeback Player of the Year: RB Jamal Lewis (FD)
All-Rookie Team: S Ed Reed (PFW), P Dave Zastudil (PFW)
Ravens Nest Lineman of Year: DE Adalius Thomas
Ravens Roost Extra Effort Award: LB Edgerton Hartwell
Ravens Roost Unsung Hero: NT Kelly Gregg
Ed Block Courage Award: OT Ethan Brooks

SEASON TRENDS

Record	7-9	When Scoring First	5-2
vs. AFC North	3-3	When Not Scoring First	2-7
vs. AFC	7-5	Positive or Even Turnover Ratio	7-1
vs. NFC	0-4	Negative Turnover Ratio	0-8
Home	4-4	Winning Penalty Ratio	5-3
Away	3-5	Losing Penalty Ratio	1-5
On Grass	7-7	Overtime	0-0
Artificial Turf	0-2	Preseason	2-2
Outdoors	7-7	With a 100-Yard Rusher	4-1
Indoors	0-2	With a 100-Yard Receiver	1-1
Leading at Halftime	5-1	Without a 100-yard Rusher	3-8
Trailing at Halftime	1-8	Without a 100-yard Receiver	6-8
Tied at Halftime	1-0	When Allowing a 100-Yard Rusher	2-3
Tied After 3 Quarters	0-1	When Not Allowing a 100-Yard Rusher	5-6
Leading After 3 Quarters	6-2	When Allowing a 100-Yard Receiver	2-1
Trailing After 3 Quarters	1-6	When Not Allowing a 100-Yard Receiver	5-8
Winning Coin Toss	3-1	With a 300-Yard Passer	0-2
Losing Coin Toss	4-8	Without a 300-Yard Passer	7-7
Decided by 7 Points or less	4-5	When Allowing a 300-Yard Passer	2-1
Decided by 3 Points or less	1-5	When Not Allowing a 300-Yard Passer	5-8

2003 STATISTICS

DEFENSIVE

FROM COACHES VIDEO

PLAYER	TT	SOLO	AS	SACKS	YDS	INT	PD	FF	FR
Lewis, Ray	225	160	65	1.5	11	6	13	2	2
Hartwell, Ed	140	89	51	3	20.5	1	5	2	0
Baxter, Gary	106	88	18	1	5	3	16	0	0
Gregg, Kelly	104	78	26	3	15	0	0	0	1
Reed, Ed	92	77	15	1	12	7	19	1	0
Douglas, Marques	89	62	27	4.5	32.5	0	3	1	0
Boulware, Peter	79	56	23	8.5	71	0	2	2	1
Weaver, Anthony	63	43	20	5	38	0	7	2	2
Demps, Will	59	41	18	0	0	2	11	1	0
McAlister, Chris	52	43	9	0	0	3	16	0	0
Fuller, Corey	41	37	4	0	0	0	8	0	0
Thomas, Adalius	34	26	8	4	21	0	8	1	0
Williams, Chad	34	27	7	1	7	1	8	1	0
Brown, Cornell	33	19	14	1	5	0	3	0	0
Suggs, Terrell	33	26	7	12	97	1	3	6	4
Kemoatuu, Maake	24	14	10	1	7	0	1	0	0
Knight, Tom	18	17	1	0.5	5	0	1	0	1
Johnson, Jarret	18	9	9	0	0	0	1	0	0
Parker, Riddick	12	8	4	0	0	0	0	0	0
Scott, Bart	9	7	2	0	0	0	0	0	1
Walls, Ray	5	5	0	0	0	0	2	0	0
Brightful, Lamont	2	2	0	0	0	0	0	0	0
Franklin, Aubrayo	1	1	0	0	0	0	0	0	0

SPECIAL TEAMS

FROM COACHES VIDEO

PLAYER	TT	SOLO	AS	FF	FR	BK
Thomas, Adalius	23	17	6	1	0	1
Scott, Bart	19	12	7	0	0	0
Sapp, Gerome	16	9	7	0	1	0
Walls, Ray	12	9	3	0	0	0
Jones, John	11	8	3	0	0	0
Smith, Musa	10	8	2	0	0	0
Demps, Will	9	8	1	0	0	0
Morrow, Harold	9	5	4	0	0	0
Taylor, Chester	8	8	0	0	1	0
Brown, Cornell	8	5	3	0	0	0
Williams, Chad	6	4	2	0	2	0
Brightful, Lamont	5	3	2	0	1	0
Maese, Joe	5	3	2	0	1	0
Mughelli, Ovie	5	5	0	0	0	0
Jones, Terry	3	3	0	1	0	0
Johnson, Ron	2	1	1	0	0	0
Slaughter, TJ	2	1	0	0	0	0
Fuller, Corey	1	1	0	0	0	0
Ricard, Alan	1	1	0	0	0	0
Zastudil, Dave	1	0	0	0	0	0
Ogden, Jonathan	0	0	0	0	1	0
Reed, Ed	0	0	0	0	0	2

TOP THREE

SOLO	SACKS	FF	FR	PD
160 Ray Lewis	12.0 Terrell Suggs	6 Adalius Thomas	4 Terrell Suggs	19 Ed Reed
89 Ed Hartwell	8.5 Peter Boulware	3 Peter Boulware	2 Ray Lewis	16 Gary Baxter
88 Gary Baxter	5.0 Anthony Weaver	2 Anthony Weaver	2 Anthony Weaver	16 Chris McAlister

USUAL STARTERS

OFFENSE		DEFENSE	
WR 89 Travis Taylor	DE 98 Anthony Weaver		
TE 82 Terry Jones	NT 97 Kelly Gregg		
LT 75 Jonathan Ogden	DE 94 Marques Douglas		
LG 64 Edwin Mulitalo	LOLB 96 Adalius Thomas*		
C 62 Mike Flynn	90 Cornell Brown		
RG 66 Bennie Anderson	LILB 56 Ed Hartwell		
RT 77 Orlando Brown	RILB 52 Ray Lewis		
TE 86 Todd Heap	ROLB 58 Peter Boulware		
QB 8 Kyle Boller	LCB 21 Chris McAlister		
2 Anthony Wright	RCB 26 Corey Fuller		
RB 31 Jamal Lewis	28 Gary Baxter		
FB 39 Alan Ricard	SS 20 Ed Reed		
*IR	FS 28 Gary Baxter		
	47 Will Demps		

COACHES

Brian Billick, Head Coach; **Matt Cavanaugh**, Offensive Coordinator; **Mike Nolan**, Defensive Coordinator; **Gary Zauner**, Special Teams Coordinator; **Jim Colletto**, Offensive Line; **Jeff Friday**, Strength and Conditioning; **Wade Harman**, Tight Ends/Offensive Line; **Donnie Henderson**, Secondary; **Mike Pettine**, Coaching Assistant/Quality Control; **Paul Ricci**, Assistant Strength and Conditioning; **Rex Ryan**, Defensive Line; **David Shaw**, Quarterbacks/Wide Receivers; **Matt Simon**, Running Backs; **Mike Singletary**, Linebackers; **Bennie Thompson**, Special Teams Assistant; **Dennis Thurman**, Assistant Defensive Backs; **Phil Zacharias**, Defensive Assistant/Outside Linebackers

RAVENS HONOR ROLL

AP Offensive Player of the Year: RB Jamal Lewis
AP Defensive Player of the Year: LB Ray Lewis
AP Defensive Rookie of the Year: LB Terrell Suggs
Pro Bowl: LB Peter Boulware (2nd team), TE Todd Heap (2nd team), RB Jamal Lewis (starter), LB Ray Lewis (starter), CB Chris McAlister (starter), T Jonathan Ogden (starter), S Ed Reed (starter), LB Adalius Thomas (ST)
All-Pro: LB Peter Boulware (FD-2nd team), TE Todd Heap (AP-2nd team, FD-2nd team), RB Jamal Lewis (AP-1st team, FD-1st team, PFW, TSN), LB Ray Lewis (AP-1st team, FD-1st team, PFW, SI, TSN), CB Chris McAlister (AP-1st team, FD-1st team, PFW), T Jonathan Ogden (AP-1st team, PFW, FD-1st team, SI, TSN), S Ed Reed (AP-2nd team, FD-2nd team, SI, TSN)
Pro Football Weekly Most Valuable Player: RB Jamal Lewis
Pro Football Weekly Defensive Most Valuable Player: LB Ray Lewis
Pro Football Weekly Defensive Rookie of the Year: LB Terrell Suggs
Pro Football Weekly All-Rookie Team: LB Terrell Suggs
Pro Football Weekly All-AFC: RB Jamal Lewis, T Jonathan Ogden, LB Ray Lewis, S Ed Reed, LB Adalius Thomas (ST)
Football Digest Defensive Player of the Year: LB Ray Lewis
Football Digest Assistant Coach of the Year: Defensive Coordinator Mike Nolan
Ravens Nest Lineman of the Year: DE Anthony Weaver
Ravens Roost Extra Effort Award: NT Kelly Gregg
Ravens Roost Unsung Hero: LB Edgerton Hartwell
Ed Block Courage Award: DE Marques Douglas

SEASON TRENDS

Record	10-6	When Scoring First	5-1
vs. AFC North	4-2	When Not Scoring First	5-5
vs. AFC	7-5	Positive or Even Turnover Ratio	10-0
vs. NFC	3-1	Negative Turnover Ratio	0-6
Home	7-1	Winning Penalty Ratio	5-4
Away	3-5	Losing Penalty Ratio	5-2
On Grass	3-4	Overtime	1-1
Artificial Turf	7-2	Preseason	1-3
Outdoors	10-5	With a 100-Yard Rusher	8-4
Indoors	0-1	With a 100-Yard Receiver	2-1
Leading at Halftime	9-0	Without a 100-yard Rusher	2-2
Trailing at Halftime	1-5	Without a 100-yard Receiver	8-5
Tied at Halftime	0-1	When Allowing a 100-Yard Rusher	1-1
Tied After 3 Quarters	0-1	When Not Allowing a 100-Yard Rusher	9-5
Leading After 3 Quarters	8-1	When Allowing a 100-Yard Receiver	1-2
Trailing After 3 Quarters	2-5	When Not Allowing a 100-Yard Receiver	9-4
Winning Coin Toss	4-4	With a 300-Yard Passer	1-1
Losing Coin Toss	6-2	Without a 300-Yard Passer	9-5
Decided by 7 Points or less	3-2	When Allowing a 300-Yard Passer	1-1
Decided by 3 Points or less	2-1	When Not Allowing a 300-Yard Passer	9-5



2003 POSTSEASON STATISTICS

RESULTS AND ATTENDANCE

WON 0, LOST 1
01/03 L 17-20 Tennessee 69,452

TEAM STATISTICS

	RAVENS	OPPONENT
TOTAL FIRST DOWNS	12	16
Rushing	1	10
Passing	11	6
Penalty	0	0
3rd Down: Made/Att	3/12	6/15
3rd Down Pct.	25.0	40.0
4th Down: Made/Att	0/0	0/0
4th Down Pct.	0.0	0.0
POSSESSION AVG.	24:52	35:08
TOTAL NET YARDS	255	324
Avg. Per Game	255.0	324.0
Total Plays	55	63
Avg. Per Play	4.6	5.1
NET YARDS RUSHING	54	165
Avg. Per Game	54.0	165.0
Total Rushes	16	40
NET YARDS PASSING	201	159
Avg. Per Game	201.0	159.0
Sacked/Yards Lost	2/13	0/0
Gross Yards	214	159
Att./Completions	37/20	23/14
Completion Pct.	54.1	60.9
Had Intercepted	2	3
PUNTS/AVERAGE	8/48.8	6/44.7
NET PUNTING AVG.	8/40.0	6/44.3
PENALTIES/YARDS	8/70	6/55
FUMBLES/BALL LOST	1/0	0/0
TOUCHDOWNS	2	2
Rushing	0	1
Passing	1	1
Returns	1	0

SCORE BY PERIODS	1	2	3	4	OT	PTS
RAVENS	7	3	0	7	0	17
Opponents	7	0	7	6	0	20

SCORING	TD	RU	PA	RT	K/PAT	FG	S	PTS
Demps	1	0	0	1				6
Heap	1	0	1	0				6
Stover	0	0	0	0	2/2	1/1		5
RAVENS	2	0	1	1	2/2	1/1	0	17
Opponents	2	1	1	0	2/2	2/2	0	20

2-PT. CONVERSIONS: RAVENS 0-0; Opponents 0-0

SACKS: RAVENS 0.0, Opponents 2.0

PASSING	ATT	COMP	YARDS	COMP%	YDS/ATT	TD	TD%	INT	INT%	LG	SACK/LOST	RATING
Wright	37	20	214	54.1	5.78	1	2.7	2	5.4	35t	2/13	57.7
RAVENS	37	20	214	54.1	5.78	1	2.7	2	5.4	35t	2/13	57.7
Opponents	23	14	159	60.9	6.91	1	4.3	3	13.0	49t	0/0	56.5

RUSHING

	NO	YDS	AVG	LG	TD
J. Lewis	14	35	2.5	8	0
Wright	2	19	9.5	11	0
RAVENS	16	54	3.4	11	0
Opponents	40	165	4.1	16	1

RECEIVING

	NO	YDS	AVG	LG	TD
T. Taylor	7	82	11.7	30	0
Heap	6	80	13.3	35t	1
C. Taylor	2	19	9.5	16	0
T. Jones	2	16	8.0	9	0
J. Lewis	2	4	2.0	6	0
Robinson	1	13	13.0	13	0
RAVENS	20	214	10.7	35t	1
Opponents	14	159	11.4	49t	1

INTERCEPTIONS

	NO	YDS	AVG	LG	TD
Demps	1	56	56.0	56t	1
Reed	1	23	23.0	23	0
McAlister	1	0	0.0	0	0
RAVENS	3	79	26.3	56t	1
Opponents	2	1	0.5	1	0

PUNTING

	NO	YDS	AVG	TB	IN	LG	BLK
Zastudil	8	390	48.8	0	0	56	0
RAVENS	8	390	48.8	0	0	56	0
Opponents	6	268	44.7	0	4	63	0

PUNT RETURNS

	RET	FC	YDS	AVG	LG	TD
Brightful	2	2	2	1.0	2	0
RAVENS	2	2	2	1.0	2	0
Opponents	6	1	70	11.7	17	0

KICKOFF RETURNS

	NO	YDS	AVG	LG	TD
Brightful	2	34	17.0	26	0
C. Taylor	2	45	22.5	26	0
RAVENS	4	79	19.8	26	0
Opponents	4	61	15.3	24	0

FIELD GOALS

	1-19	20-29	30-39	40-49	50+
Stover	0/0	0/0	0/0	1/1	0/0
RAVENS	0/0	0/0	0/0	1/1	0/0
Opponents	0/0	0/0	0/0	2/2	0/0

Stover: (43G)

Opponents: (45G,46G)

DEFENSIVE

FROM COACHES VIDEO

PLAYER	TT	SOLO	AS	SACKS	YDS	INT	PD	FF	FR
Lewis, Ray	18	12	6	0	0	0	0	0	0
Douglas, Marques	10	7	3	0	0	0	0	0	0
Hartwell, Ed	10	7	3	0	0	0	0	0	0
Demps, Will	8	7	1	0	0	1	1	0	0
Gregg, Kelly	6	2	4	0	0	0	0	0	0
Weaver, Anthony	6	5	1	0	0	0	0	0	0
Baxter, Gary	5	5	0	0	0	0	0	0	0
McAlister, Chris	3	3	0	0	0	1	2	0	0
Parker, Riddick	3	3	0	0	0	0	0	0	0
Reed, Ed	3	3	0	0	0	1	2	0	0
Brown, Cornell	2	2	0	0	0	0	0	0	0
Kemoeatu, Maake	2	2	0	0	0	0	0	0	0
Suggs, Terrell	2	1	1	0	0	0	0	0	0
Johnson, Jarret	1	0	1	0	0	0	0	0	0
Knight, Tom	1	1	0	0	0	0	0	0	0
Williams, Chad	1	1	0	0	0	0	0	0	0

SPECIAL TEAMS

FROM COACHES VIDEO

PLAYER	TT	SOLO	AS	FF	FR	BK
Smith, Musa	4	2	2	0	0	0
Morrow, Harold	3	1	2	0	0	0
Brightful, Lamont	1	1	0	0	0	0
Brown, Cornell	1	1	0	0	0	0
Demps, Will	1	1	0	0	0	0
Jones, Terry	1	1	0	0	0	0
Knight, Tom	1	1	0	0	0	0
Maese, Joe	1	1	0	0	0	0
Mughelli, Ovie	1	1	0	0	0	0
Scott, Bart	1	1	0	0	0	0
Franklin, Aubrayo	1	1	0	0	0	0

2004 STATISTICS

RESULTS AND ATTENDANCE

WON 9, LOST 7

09/12	L	3-20	at Cleveland	73,068
09/19	W	30-13	Pittsburgh	69,859
09/26	W	23-9	at Cincinnati	65,575
10/04	L	24-27	Kansas City	69,827
10/10	W	17-10	at Washington	90,287
10/17			Bye Week	
10/24	W	20-6	Buffalo	69,809
10/31	L	10-15	at Philadelphia	67,715
11/07	W	27-13	Cleveland	69,781
11/14	W	20-17 (OT)	at New York Jets	77,826
11/21	W	30-10	Dallas	69,924
11/28	L	3-24	at New England	68,756
12/05	L	26-27	Cincinnati	69,695
12/12	W	37-14	New York Giants	69,856
12/19	L	10-20	at Indianapolis	57,240
12/26	L	7-20	at Pittsburgh	64,227
1/2/05	W	30-23	Miami	69,843

TEAM STATISTICS

TOTAL FIRST DOWNS

Rushing	103	88
Passing	135	158
Penalty	22	27
3rd Down: Made/Att	81/231	75/218
3rd Down Pct.	35.1	34.4
4th Down: Made/Att	4/15	2/8
4th Down Pct.	26.7	25.0

POSSESSION AVG.

TOTAL NET YARDS	4375	4803
Avg. Per Game	273.4	300.2
Total Plays	991	1009
Avg. Per Play	4.4	4.8

NET YARDS RUSHING

NET YARDS RUSHING	2063	1681
Avg. Per Game	128.9	105.1
Total Rushes	491	469

NET YARDS PASSING

NET YARDS PASSING	2312	3122
Avg. Per Game	144.5	195.1
Sacked/Yards Lost	35/247	39/264
Gross Yards	2559	3386
Att./Completions	465/258	501/276
Completion Pct.	55.5	55.1
Had Intercepted	11	21

PUNTS/AVERAGE

PUNTS/AVERAGE	97/40.6	94/40.1
----------------------	----------------	----------------

NET PUNTING AVG.

NET PUNTING AVG.	97/34.6	94/33.1
-------------------------	----------------	----------------

PENALTIES/YARDS

PENALTIES/YARDS	94/894	101/798
------------------------	---------------	----------------

FUMBLES/BALL LOST

FUMBLES/BALL LOST	26/12	23/13
--------------------------	--------------	--------------

TOUCHDOWNS

TOUCHDOWNS	33	27
Rushing	11	9
Passing	13	14
Returns	9	4

SCORE BY PERIODS

SCORE BY PERIODS	1	2	3	4	OT	PTS
RAVENS	63	89	75	87	3	317
OPPONENTS	46	59	57	106	0	268

SCORING

TD	RU	PA	RT	K/PAT	FG	S	PTS	
Stover	0	0	0	30/30	29/32	0	117	
J. Lewis	7	7	0	0	0	0	42	
Moore	4	0	4	0	0	0	26	
Heap	3	0	3	0	0	0	18	
Sams	3	1	0	2	0	0	18	
Hymes	2	0	2	0	0	0	12	
McAlister	2	0	0	2	0	0	12	
Reed	2	0	0	2	0	0	12	
C. Taylor	2	2	0	0	0	0	12	
Boller	1	1	0	0	0	0	6	
Dinkins	1	0	1	0	0	0	6	
J. Johnson	1	0	0	1	0	0	6	
K. Johnson	1	0	1	0	0	0	6	
Jones	1	0	1	0	0	0	6	
Sanders	1	0	0	1	0	0	6	
Wilcox	1	0	1	0	0	0	6	
Williams	1	0	0	1	0	0	6	
RAVENS	33	11	13	9	30/30	29/32	0	317
Opponents	27	9	14	4	24/24	26/31	1	268

2-PT. CONVERSIONS: Moore, RAVENS 1-3, Opponents 1-3

SACKS: Suggs 10.5, Thomas 8.0, Douglas 5.5, Weaver 4.0, Demps 2.5, Baxter 2.0, Reed 2.0, Williams 2.0, Gregg 1.5, R. Lewis 1.0, **RAVENS 39.0, Opponents 35.0**

PASSING

ATT	COMP	YARDS	COMP%	YDS/ATT	
Boller	464	258	2559	55.6	5.52
Hymes	1	0	0	0.0	0.00
RAVENS	465	258	2559	55.5	5.50
Opponents	501	276	3386	55.1	6.76

RUSHING

NO	YDS	AVG	LG	TD	
J. Lewis	235	1006	4.3	75t	7
C. Taylor	160	714	4.5	47	2
Boller	53	189	3.6	19	1
White	27	82	3.0	16	0
White	14	62	4.4	16	0
M. Smith	12	48	4.0	13	0
Ricard	10	36	3.6	14	0
Sams	4	19	4.8	8	1
K. Johnson	1	0	0.0	0	0
Stewart	1	-1	-1.0	-1	0
Sanders	1	-10	-10.0	-10	0
RAVENS	491	2063	4.2	75t	11
Opponents	469	1681	3.6	35t	9

RECEIVING

NO	YDS	AVG	LG	TD	
K. Johnson	35	373	10.7	35	1
T. Taylor	34	421	12.4	47	0
C. Taylor	30	184	6.1	23	0
Heap	27	303	11.2	37	3
Hymes	26	323	12.4	57t	2
Wilcox	25	219	8.8	20	1
Moore	24	293	12.2	52	4
Jones	20	152	7.6	19	1
Ricard	11	39	3.5	8	0
J. Lewis	10	116	11.6	46	0
Dinkins	9	94	10.4	18	1
White	6	21	3.5	12	0
White	2	4	2.0	6	0
M. Smith	2	31	15.5	25	0
Darling	2	5	2.5	4	0
Sams	1	2	2.0	2	0
RAVENS	258	2559	9.9	57t	13
Opponents	276	3386	12.3	76t	14

INTERCEPTIONS

NO	YDS	AVG	LG	TD	
Reed	9	358	39.8	106t	1
Williams	3	156	52.0	94	1
Sanders	3	87	29.0	48t	1
McAlister	1	51	51.0	51t	1
Baxter	1	33	33.0	33	0
Thomas	1	8	8.0	8	0
J. Johnson	1	6	6.0	6t	1
Weaver	1	1	1.0	1	0
Demps	1	0	0.0	0	0
RAVENS	21	700	33.3	106t	5
Opponents	11	172	15.6	71	0

PUNTING

NO	YDS	AVG	NET	TB	IN	LG	BLK	
Zastudil	73	2948	40.4	34.6	12	26	61	0
Murphy	18	777	43.2	36.6	2	6	54	0
Stewart	5	177	35.4	31.2	0	2	42	0
Stover	1	33	33.0	13.0	1	0	33	0
RAVENS	97	3935	40.6	34.6	15	34	61	0
Opponents	94	3767	40.1	33.1	2	24	59	0

PUNT RETURNS

RET	FC	YDS	AVG	LG	TD	
Sams	55	12	575	10.5	78t	2
Sanders	5	0	41	8.2	23	0
RAVENS	60	12	616	10.3	78t	2
Opponents	36	21	281	7.8	18	0

KICKOFF RETURNS

NO	YDS	AVG	LG	TD	
Sams	59	1251	21.2	64	0
White	4	99	24.8	44	0
Dinkins	1	7	7.0	7	0
J. Johnson	1	6	6.0	6	0
RAVENS	61	1264	20.7	64	0
Opponents	65	1509	23.2	95t	2

FIELD GOALS

1-19	20-29	30-39	40-49	50+	
Stover	2/2	9/9	7/8	9/10	2/3
RAVENS	2/2	9/9	7/8	9/10	2/3
Opponents	1/1	13/13	3/4	8/10	1/3

Stover: (42G)(35G,27G,34G)(21G)(50G)(33G)(24G,50N,19G)(44G)(44G,39G,43G,36G)(24G,42G)(50G)(22G)(20G,22G,38G,45G)(46G,44G,27G)(42G,31B)(44N)(25G,19G,33G)

Opponents: (37G,25G)(48N)(29G,47G,26G)(42G,38G)(26G)(24G,21G)(20G,41G,43G)(50G,29G)(20G)(19G,41N)(28G,40G,48G)(53N,41G,24G)(/)(24G,33G,33N)(23G,40G)(53N)

TD	TD%	INT	INT%	LG	SACK/LOST	RATING	
Boller	13	2.8	11	2.4	57t	35/247	70.9
Hymes	0	0.0	0	0.0	0	0/0	39.6
RAVENS	13	2.8	11	2.4	57t	35/247	70.7
Opponents	14	2.8	21	4.2	76t	39/264	68.0

2004 STATISTICS

DEFENSIVE

FROM COACHES VIDEO

PLAYER	TT	SOLO	AS	SACKS	YDS	INT	YDS	PD	FF	FR
Lewis, Ray	200	122	78	1	9	0	0	3	1	2
Hartwell, Ed	141	83	58	0	0	0	0	0	1	0
Douglas, Marques	92	47	45	5.5	37.5	0	0	2	1	0
Gregg, Kelly	89	54	35	1.5	5.5	0	0	2	1	1
Reed, Ed	89	80	9	2	28	9	358	17	3	2
Baxter, Gary	86	78	8	2	8	1	33	14	2	0
Demps, Will	86	72	14	2.5	23.5	1	0	8	2	2
Thomas, Adalius	80	48	32	8	28	1	8	5	4	0
Suggs, Terrell	72	48	24	10.5	83.5	0	0	1	1	2
Weaver, Anthony	61	35	26	4	23	1	1	5	0	1
Kemoatu, Maake	48	27	21	0	0	0	0	0	0	0
McAlister, Chris*	44	38	6	0	0	1	51	8	0	2
Williams, Chad	32	31	1	2	18	3	158	6	0	0
Johnson, Jarret	30	17	13	0	0	1	6	1	0	1
Fuller, Corey	14	13	1	0	0	0	0	0	0	0
Walls, Ray	12	10	2	0	0	0	0	2	0	0
Brown, Cornell	10	6	4	0	0	0	0	0	0	0
Sanders, Deion	9	8	1	0	0	3	87	7	0	0
Franklin, Aubrayo	7	3	4	0	0	0	0	1	0	0
Slaughter, T.J.	7	4	3	0	0	0	0	0	0	0
Scott, Bart	5	3	2	0	0	0	0	0	0	0
Edwards, Dwan	4	1	3	0	0	0	0	0	0	0
Green, Roderick	1	1	0	0	0	0	0	0	0	0
Totals	1219	829	390	39.0	264.0	21	700	82	16	13

* McAlister recovered an Ed Reed fumble vs. Cin. (12/5) after Reed intercepted a pass

SPECIAL TEAMS

FROM COACHES VIDEO

PLAYER	TT	SOLO	AS	FF	FR	BK
Morrow, Harold	21	15	6	0	0	0
Scott, Bart	17	10	7	0	1	0
Thomas, Adalius	16	15	1	0	0	0
Williams, Chad	14	10	4	0	0	0
Brown, Cornell	8	6	2	0	0	0
Slaughter, T.J.	8	7	1	1	0	0
Smith, Musa	8	8	0	0	0	0
Wilcox, Daniel	8	8	0	0	0	0
Fuller, Corey	7	5	2	0	0	0
Taylor, Chester	7	6	1	0	0	0
Walls, Ray	7	5	2	0	1	0
Green, Rod	5	4	1	0	0	0
Demps, Will	4	4	0	0	0	0
Dinkins, Darnell	3	2	1	0	0	0
White, Jamel	3	3	0	0	0	0
Maese, Joe	2	2	0	0	0	0
Mughelli, Ovie	2	2	0	0	0	0
Sams, B.J.	2	2	0	0	0	0
Hartwell, Ed	1	0	1	0	1	0
Richey, Wade	1	1	0	0	0	0
Totals	144	115	29	1	3	0

TOP THREE

SOLO	SACKS	FF	FR	PD
122 Ray Lewis	10.5 Terrell Suggs	4 Adalius Thomas	2 5 tied	17 Ed Reed
83 Ed Hartwell	8.0 Adalius Thomas	3 Ed Reed	1 3 tied	14 Gary Baxter
80 Ed Reed	5.5 Marques Douglas	2 2 tied		8 2 tied

USUAL STARTERS

OFFENSE		DEFENSE	
WR 89 Travis Taylor	DE 98 Anthony Weaver		
LT 75 Jonathan Ogden	NT 97 Kelly Gregg		
LG 64 Edwin Mulitalo	DE 94 Marques Douglas		
C 62 Casey Rabach	LOLB 55 Terrell Suggs		
RG 66 Bennie Anderson	LILB 56 Edgerton Hartwell		
RT 78 Orlando Brown	RILB 52 Ray Lewis		
TE 86 Todd Heap	ROLB 96 Adalius Thomas		
82 Terry Jones	LCB 21 Chris McAlister		
WR 80 Randy Hymes	RCB 28 Gary Baxter		
QB 7 Kyle Boller	SS 20 Ed Reed		
RB 31 Jamal Lewis	FS 47 Will Demp		
FB 39 Alan Ricard			

COACHES

Brian Billick, Head Coach; **Matt Cavanaugh**, Offensive Coordinator; Mike Nolan, Defensive Coordinator; **Gary Zauner**, Special Teams Coordinator; **Jim Fassel**, Senior Consultant/Offense; **Jim Colletto**, Offensive Line; **Jedd Fisch**, Offensive Assistant; **Jeff FitzGerald**, Outside Linebackers; **Jeff Friday**, Strength and Conditioning; **Wade Harman**, Tight Ends/Asst. Offensive Line; **Johnnie Lynn**, Secondary; **Mike Pettine**, Defensive Assistant; **Paul Ricci**, Asst. Strength and Conditioning; **Rex Ryan**, Defensive Line; **David Shaw**, Wide Receivers; **Mike Singletary**, Inside Linebackers; **Matt Simon**, Running Backs; **Bennie Thompson**, Special Teams Assistant; **Dennis Thurman**, Secondary; **Phil Zacharias**, Defensive Assistant

RAVENS HONOR ROLL

Pro Bowl: LB Ray Lewis (starter), CB Chris McAlister (starter), T Jonathan Ogden (starter), S Ed Reed (starter), LB Terrell Suggs

AP Defensive Player of the Year: S Ed Reed

All-Pro: LB Ray Lewis (AP-1st team, FD-1st team, PFW, SI, TSN), CB Chris McAlister (AP-2nd team, FD-1st team, PFW), T Jonathan Ogden (AP-2nd team, PFW, FD-1st team, SI, TSN), S Ed Reed (AP-1st team, FD-2nd team, SI, TSN)

Pro Football Weekly Defensive Most Valuable Player: S Ed Reed

Pro Football Weekly All-AFC: RB Jamal Lewis, T Jonathan Ogden, LB Ray Lewis, S Ed Reed, LB Adalius Thomas (ST)

Football Digest Defensive Player of the Year: S Ed Reed

Football Digest Assistant Coach of the Year: Defensive Coordinator Mike Nolan

NFL Players of the Month/Week: RS B.J. Sams (Oct.) – Special Teams, S Ed Reed (Nov.) – Defense, CB Deion Sanders (Week 7) – Defense, S Ed Reed (Week 9) – Defense, QB Kordell Stewart (Week 10) – Special Teams, QB Kyle Boller (Week 14) – Offense

Ravens Nest Lineman of the Year: DT Ma'ake Kemoatu

Ravens Roost Extra Effort Award: QB Kyle Boller

Ravens Roost Unsung Hero: C/G Casey Rabach

Ed Block Courage Award: T Orlando Brown

SEASON TRENDS

Record	9-7	When Scoring First	3-2
vs. AFC North	3-3	When Not Scoring First	6-5
vs. AFC	6-6	Positive or Even Turnover Ratio	8-3
vs. NFC	3-1	Negative Turnover Ratio	1-4
Home	6-2	Winning or even Penalty Ratio	5-6
Away	3-5	Losing Penalty Ratio	4-1
On Grass	1-4	With a 100-Yard Rusher	4-2
On Artificial Turf	8-3	With a 100-Yard Receiver	0-0
Outdoors	9-6	Without a 100-Yard Rusher	5-5
Indoors	0-1	Without a 100-Yard Receiver	9-7
Leading at Halftime	6-1	When Allowing a 100-Yard Rusher	1-3
Trailing at Halftime	3-3	When Not Allowing a 100-Yard Rusher	8-4
Tied at Halftime	0-3	When Allowing a 100-Yard Receiver	4-2
Leading After 3 Quarters	7-1	When Not Allowing a 100-Yard Receiver	6-5
Tied After 3 Quarters	0-0	With a 300-Yard Passer	0-0
Trailing After 3 Quarters	2-6	Without a 300-Yard Passer	9-7
Winning Coin Toss	4-4	Allowing a 300-Yard (net) Passer	0-1
Losing Coin Toss	5-3	Not Allowing a 300-Yard (net) Passer	9-6
Decided by 7 Points or Less	3-3	Overtime	1-0
Decided by 3 Points or Less	1-2	Preseason	3-1

2005 STATISTICS

RESULTS AND ATTENDANCE

WON 6, LOST 10

09/11	L	7-24	Indianapolis	70,501
09/18	L	10-25	at Tennessee	69,149
09/25			Bye Week	
10/02	W	13-3	NY Jets	70,479
10/09	L	17-35	at Detroit	61,201
10/16	W	16-3	Cleveland	70,196
10/23	L	6-10	at Chicago	62,102
10/31	L	19-20	at Pittsburgh	64,178
11/06	L	9-21	Cincinnati	70,540
11/13	L	3-30	at Jacksonville	66,107
11/20	W	16-13 (OT)	Pittsburgh	70,601
11/27	L	29-42	at Cincinnati	65,680
12/04	W	16-15	Houston	69,909
12/11	L	10-12	at Denver	75,651
12/19	W	48-3	Green Bay	70,604
12/25	W	30-23	Minnesota	70,246
01/01	L	16-20	at Cleveland	69,871

TEAM STATISTICS

TOTAL FIRST DOWNS

Rushing	97
Passing	163
Penalty	26
3rd Down: Made/Att	95/243
3rd Down Pct.	39.1
4th Down: Made/Att	11/19
4th Down Pct.	57.9

POSSESSION AVG.

30:22

TOTAL NET YARDS

4693

Avg. Per Game 293.3

Total Plays 1056

Avg. Per Play 4.4

NET YARDS RUSHING

1605

Avg. Per Game 100.3

Total Rushes 452

NET YARDS PASSING

3088

Avg. Per Game 193.0

Sacked/Yards Lost 42/293

Gross Yards 3381

Att./Completions 562/335

Completion Pct. 59.6

Had Intercepted 21

PUNTS/AVERAGE

86/42.8

NET PUNTING AVG.

86/35.6

PENALTIES/YARDS

139/1067

FUMBLES/BALL LOST

28/15

TOUCHDOWNS

25

Rushing 5

Passing 17

Returns 3

SCORE BY PERIODS

	1	2	3	4	OT	PTS
RAVENS	50	77	44	91	3	265
OPPONENTS	54	75	90	80	0	299

SCORING

TD	RU	PA	RT	K/PAT	FG	S	PTS
Stover	0	0	0	0	23/23	30/34	0 113
Heap	7	0	7	0	0	0	42
J. Lewis	4	3	1	0	0	0	24
Clayton	3	1	2	0	0	0	18
Mason	3	0	3	0	0	0	18
Thomas	3	0	0	3	0	0	18
Hymes	2	0	2	0	0	0	12
Boller	1	1	0	0	0	0	6
Taylor	1	0	1	0	0	0	6
Wilcox	1	0	1	0	0	0	6
J. Green	0	0	0	0	0	2	0
Elling	0	0	0	0	0/0	0/1	0 0
RAVENS	25	5	17	3	23/23	30/35	0 265
Opponents	30	8	18	4	28/29	29/31	1 299

2-PT. CONVERSIONS: J. Green, RAVENS 1-2; Opponents 1-1

SACKS: Thomas 9.0, Suggs 8.0, Polley 4.0, Scott 4.0, Boulware 2.5, Gregg 2.5, R. Green 2.0, Weaver 2.0, (group) 2.0, J. Johnson 1.5, Williams 1.5, Franklin 1.0, Kemoeatu 1.0, R. Lewis 1.0 RAVENS 42.0; Opponents 42.0

PASSING

ATT	COMP	YARDS	COMP%	YDS/ATT	TD	TD%	INT	INT%	LG	SACK/LOST	RATING	
Boller	293	171	1799	58.4	6.14	11	3.8	12	4.1	47t	23/146	71.8
Wright	266	164	1582	61.7	5.95	6	2.3	9	3.4	48	19/147	71.7
Hymes	2	0	0	0.0	0.00	0	0.0	0	0.0	0	0/0	39.6
Clayton	1	0	0	0.0	0.00	0	0.0	0	0.0	0	0/0	39.6
RAVENS	562	335	3381	59.6	6.02	17	3.0	21	3.7	48	42/293	71.3
Opponents	526	296	3228	56.3	6.14	18	3.4	11	2.3	56	41/264	76.4

RUSHING

NO	YDS	AVG	LG	TD	
J. Lewis	269	906	3.4	25	3
Taylor	117	487	4.2	52	0
Wright	18	68	3.8	22	0
Boller	23	66	2.9	9	1
Clayton	8	33	4.1	11t	1
Stewart	4	24	6.0	13	0
White	6	17	2.8	5	0
J. Green	5	4	0.8	4	0
Sanders	1	0	0.0	0	0
Zastudil	1	0	0.0	0	0
RAVENS	452	1605	3.6	52	5
Opponents	431	1591	3.7	77t	8

RECEIVING

NO	YDS	AVG	LG	TD	
Mason	86	1073	12.5	39t	3
Heap	75	855	11.4	48	7
Clayton	44	471	10.7	47t	2
Taylor	41	292	7.1	20	1
J. Lewis	32	191	6.0	15t	1
Wilcox	20	154	7.7	17t	1
Hymes	11	132	12.0	21	2
J. Green	7	32	4.6	8	0
Dinkins	6	55	9.2	15	0
Moore	3	59	19.7	24	0
Mughelli	3	13	4.3	6	0
Mu. Smith	3	5	1.7	4	0
P. Johnson	2	31	15.5	19	0
Ricard	2	18	9.0	11	0
RAVENS	335	3381	10.1	48	17
Opponents	296	3228	10.9	56	18

INTERCEPTIONS

NO	YDS	AVG	LG	TD	
Sanders	2	57	28.5	33	0
Thomas	2	48	24.0	28	1
Suggs	2	38	19.0	38	0
Reed	1	23	23.0	23	0
Williams	1	14	14.0	14	0
Rolle	1	11	11.0	11	0
Polley	1	2	2.0	2	0
R. Lewis	1	0	0.0	0	0
McAlister	1	0	0.0	0	0
RAVENS	12	193	16.1	48	1
Opponents	21	256	12.2	37	3

PUNTING

NO	YDS	AVG	NET	TB	IN	LG	BLK	
Zastudil	84	3653	43.5	35.7	7	11	60	1
Elling	1	32	32.0	32.0	0	1	32	0
RAVENS	86	3685	42.8	35.6	7	12	60	1
Opponents	89	3605	40.5	33.0	12	30	61	0

PUNT RETURNS

RET	FC	YDS	AVG	LG	TD	
Sams	33	10	401	12.2	51	0
Clayton	6	2	30	5.0	10	0
Sanders	0	1	0	---	---	0
RAVENS	39	13	431	11.1	51	0
Opponents	55	12	481	8.7	62t	1

KICKOFF RETURNS

NO	YDS	AVG	LG	TD	
Sams	44	998	22.7	87	0
Taylor	12	253	21.1	45	0
White	2	18	9.0	9	0
Dinkins	1	10	10.0	10	0
J. Green	1	10	10.0	10	0
RAVENS	60	1289	21.5	87	0
Opponents	62	1352	21.8	59	0

FIELD GOALS

1-19	20-29	30-39	40-49	50+	
Stover	1/1	8/8	10/11	11/14	0/0
Elling	0/0	0/0	0/0	0/0	0/1
RAVENS	1/1	8/8	10/11	11/14	0/1
Opponents	0/0	12/12	9/9	8/10	0/0

Stover: (38N,47N,45N)(30)(42,25)(46)(39,27,38)(40,29)(22,43N,40,49,47)(34,32,31)(41)(47,25,44)(38)(29)(23,40)(37,38,19)(21,43,31)
 Elling: 0(0)0(0)0(0)0(0)(54N)0(0)0(0)
 Opponents: (20)(39,29,47)(21)(24)(23,47N)(42,37)(48N)(48,33,26)(44,37)(26,31)(39,26,22,29,39)(47,48)(27)(36,40,46)(21,39)

2005 STATISTICS

DEFENSIVE

FROM COACHES VIDEO

PLAYER	TT	SOLO	AS	SACKS	YDS	INT	YDS	PD	FF	FR
Polley, Tommy	134	95	39	4	29	0	0	2	2	1
Scott, Bart	119	77	42	4	24.5	0	0	5	1	1
Thomas, Adalius	104	70	34	9	75	2	48	9	3	4
Gregg, Kelly	102	61	41	2.5	15	0	0	4	0	0
Suggs, Terrell	86	65	21	8	64.5	2	38	3	6	1
Lewis, Ray	77	47	30	1	1	1	0	3	0	1
Demps, Will	70	56	14	0	0	0	0	3	0	2
Kemoeatu, Maake	70	44	26	1	2	0	0	0	0	1
Johnson, Jarret	61	37	24	1.5	4	0	0	2	0	1
McAlister, Chris	53	47	6	0	0	1	0	20	1	0
Williams, Chad	47	34	13	1.5	12	1	14	3	2	0
Weaver, Anthony	46	35	11	2	11	0	0	2	0	1
Rolle, Samari	45	40	5	0	0	1	11	14	1	0
Reed, Ed	40	36	4	0	0	1	23	12	0	0
Sanders, Deion	40	30	10	0	0	2	57	7	0	0
Edwards, Dwan	38	23	15	0	0	0	0	0	0	0
Franklin, Aubrayo	34	18	16	1	1	0	0	1	0	0
Carter, Dale	18	17	1	0	0	0	0	1	0	0
Boulware, Peter	15	6	9	2.5	18	0	0	1	0	0
Green, Roderick	4	4	0	2	4	0	0	0	0	0
Ward, B.J.	4	4	0	0	0	0	0	0	0	1
Totals	1207	846	361	42	261	11	191	92	16	14

SPECIAL TEAMS

FROM COACHES VIDEO

PLAYER	TT	SOLO	AS	FF	FR	BK
Wilcox, Daniel	18	12	6	0	1	0
Green, Roderick	17	12	5	0	1	0
Ward, B.J.	17	11	6	1	0	0
Mughelli, Ovie	16	15	1	0	0	0
Scott, Bart	15	12	3	2	0	0
Taylor, Chester	13	10	3	0	0	0
Williams, Chad	12	10	2	0	0	0
Carter, Dale	10	10	0	1	0	0
Dinkins, Darnell	10	9	1	0	0	0
Katula, Matt	10	7	3	0	0	0
Demps, Will	7	3	4	0	0	0
Green, Justin	4	3	1	0	0	0
Thomas, Adalius	4	4	0	0	0	0
Polley, Tommy	3	1	2	0	0	0
Clayton, Mark	2	2	0	0	0	0
Haley, Dennis	2	2	0	0	0	0
Oglesby, Evan	2	1	1	0	0	0
Smith, Mike	2	1	1	0	0	0
Smith, Musa	2	2	0	0	0	0
Elling, Aaron	1	1	0	0	0	0
Nelson, Jim	1	1	0	0	0	0
Stover, Matt	1	1	0	0	0	0
Woodfin, Zac	1	1	0	0	0	0
Zastudil, Dave	1	1	0	0	0	0
Totals	171	132	39	4	2	0

TOP THREE

SOLO	SACKS	FF	FR	PD
95 Tommy Polley	9 Adalius Thomas	6 Terrell Suggs	4 Adalius Thomas	20 Chris McAlister
77 Bart Scott	8 Terrell Suggs	3 Adalius Thomas	2 Will Demps	14 Samari Rolle
70 Adalius Thomas	4 2 Tied	2 2 Tied	1 8 Tied	12 Ed Reed

USUAL STARTERS

OFFENSE		DEFENSE	
WR 89 Mark Clayton	LDE 98 Anthony Weaver		
LT 75 Jonathan Ogden	DT 97 Kelly Gregg		
LG 64 Edwin Mulitalo	NT 92 Maake Kemoeatu		
C 62 Mike Flynn	RDE 55 Terrell Suggs		
RG 68 Keydrick Vincent	LLB 96 Adalius Thomas		
RT 77 Orlando Brown	MLB 50 Tommy Polley		
TE 86 Todd Heap	RLB 57 Bart Scott		
WR 85 Derrick Mason	LCB 21 Chris McAlister		
QB 7 Kyle Boller	RCB 22 Samari Rolle		
RB 31 Jamal Lewis	SS 20 Ed Reed		
FB 34 Ovie Mughelli	FS 47 Will Demps		

COACHES

Brian Billick, Head Coach; **Jim Fassel**, Offensive Coordinator; **Rex Ryan**, Defensive Coordinator; **Gary Zauner**, Special Teams Coordinator; **Clarence Brooks**, Defensive Line; **John Fassel**, Offensive Assistant; **Jedd Fisch**, Asst. Quarterbacks/Wide Receivers; **Jeff FitzGerald**, Linebackers; **Chris Foerster**, Asst. Head Coach/Offensive Line; **Jeff Friday**, Strength and Conditioning; **Wade Harman**, Tight Ends/Asst. Offensive Line; **Johnnie Lynn**, Secondary; **Rick Neuheisel**, Quarterbacks; **Mike Pettine**, Outside Linebackers; **Paul Ricci**, Asst. Strength and Conditioning; **David Shaw**, Wide Receivers; **Matt Simon**, Running Backs; **Bennie Thompson**, Asst. Special Teams; **Dennis Thurman**, Secondary

RAVENS HONOR ROLL

Pro Bowl: LT Jonathan Ogden (starter); TE Todd Heap and S Ed Reed (alternates)
FedEx Air Player of the Week: QB Kyle Boller (Week 16)
Pro Football Weekly/PFWA All-Rookie Team: WR Mark Clayton
The Sporting News All-Pro: PR B.J. Sams
USA Today All-Joe Team: DT Kelly Gregg
NFL Players of the Week: K Matt Stover (Week 11) – Special Teams; LB Terrell Suggs (Week 13) – Defense
Ravens Nest Player of the Year: LB Bart Scott
Ravens Roost Extra Effort Award: DE Jarret Johnson
Ravens Roost Unsung Hero: LB Adalius Thomas
Ed Block Courage Award: CB Dale Carter

SEASON TRENDS

Record	6-10	When Scoring First	4-4
vs. AFC North	2-4	When Not Scoring First	1-6
vs. AFC	4-8	Positive or Even Turnover Ratio	4-4
vs. NFC	2-2	Negative Turnover Ratio	2-6
Home	6-2	Winning or Even Penalty Ratio	3-2
Away	0-8	Losing Penalty Ratio	3-8
On Grass	0-6	With a 100-Yard Rusher	1-1
On Artificial Turf	6-4	With a 100-Yard Receiver	2-1
Outdoors	6-9	Without a 100-Yard Rusher	5-9
Indoors	0-1	Without a 100-Yard Receiver	4-9
Leading at Halftime	5-1	When Allowing a 100-Yard Rusher	0-4
Trailing at Halftime	1-8	When Not Allowing a 100-Yard Rusher	5-7
Tied at Halftime	0-1	When Allowing a 100-Yard Receiver	0-3
Leading After 3 Quarters	5-0	When Not Allowing a 100-Yard Receiver	6-7
Tied After 3 Quarters	0-0	With a 300-Yard Passer	0-0
Trailing After 3 Quarters	1-10	Without a 300-Yard Passer	6-10
Winning Coin Toss	3-5	Allowing a 300-Yard (net) Passer	0-1
Losing Coin Toss	3-5	Not Allowing a 300-Yard (net) Passer	6-9
Decided by 7 Points or Less	3-4	Overtime	1-0
Decided By 3 Points or Less	2-2	Preseason	2-2

2006 STATISTICS

RESULTS AND ATTENDANCE

WON 13, LOST 3 (AFC NORTH CHAMPIONS)

9/10	W	27-0	at Tampa Bay	65,087
9/17	W	28-6	Oakland	70,744
9/24	W	15-14	at Cleveland	72,474
10/01	W	16-13	San Diego	70,743
10/09	L	3-13	at Denver	76,355
10/15	L	21-23	Carolina	70,762
10/22			Bye Week	
10/29	W	35-22	at New Orleans	69,152
11/05	W	26-20	Cincinnati	70,792
11/12	W	27-26	at Tennessee	69,143
11/19	W	24-10	Atlanta	70,790
11/26	W	27-0	Pittsburgh	70,946
11/30	L	7-13	at Cincinnati	65,973
12/10	W	20-10	at Kansas City	77,232
12/17	W	27-17	Cleveland	70,857
12/24	W	31-7	at Pittsburgh	63,224
12/31	W	19-7	Buffalo	70,913

TEAM STATISTICS

TOTAL FIRST DOWNS

Rushing	86
Passing	179
Penalty	17
3rd Down: Made/Att	96/233
3rd Down Pct.	41.2
4th Down: Made/Att	8/11
4th Down Pct.	72.7

POSSESSION AVG.

32:49

TOTAL NET YARDS

5072

Avg. Per Game 317.0

Total Plays 1017

Avg. Per Play 5.0

NET YARDS RUSHING

1637

Avg. Per Game 102.3

Total Rushes 476

NET YARDS PASSING

3435

Avg. Per Game 214.7

Sacked/Yards Lost 17/100

Gross Yards 3535

Att./Completions 524/328

Completion Pct. 62.6

Had Intercepted 14

PUNTS/AVERAGE

86/43.0

NET PUNTING AVG.

86/37.6

PENALTIES/YARDS

109/878

FUMBLES/BALL LOST

21/9

TOUCHDOWNS

38

Rushing 11

Passing 21

Returns 6

SCORE BY PERIODS

1 2 3 4 OT PTS

RAVENS 84 91 73 105 0 353

Opponents 32 84 30 55 0 201

SCORING

TD RU PA RT K/PAT FG S PTS

Stover 0 0 0 0 37/37 28/30 0 121

J. Lewis 9 9 0 0 0 0 0 54

Heap 6 0 6 0 0 0 0 36

Clayton 5 0 5 0 0 0 0 30

Wilcox 3 0 3 0 0 0 0 18

Mason 2 0 2 0 0 0 0 12

McAlister 2 0 0 2 0 0 0 12

Mughelli 2 0 2 0 0 0 0 12

Williams 2 0 2 0 0 0 0 12

Reed 1 0 0 1 1 8 8

Thomas 1 0 0 1 1 8 8

Anderson 1 1 0 0 0 6 6

Landry 1 0 0 1 0 6 6

McNair 1 1 0 0 0 6 6

Moore 1 0 1 0 0 6 6

Prude 1 0 0 1 0 6 6

RAVENS 38 11 21 6 37/37 28/30 2 353

Opponents 21 5 16 0 20/20 17/23 1 201

2-PT. CONVERSIONS: RAVENS 0-1; Opponents 1-1

SACKS: Pryce 13, Thomas 11, Scott 9.5, Suggs 9.5, R. Lewis 5, Gregg 3.5, Landry 3, Ivy 2, J. Johnson 1.5, Ngata 1, Rolle 1

RAVENS 60; Opponents 17

PASSING

ATT COMP YARDS COMP% YDS/ATT TD TD% INT INT% LG SACK/LOST RATING

McNair 468 295 3050 63.0 6.52 16 3.4 12 2.6 87t 14/84 82.5

Boller 55 33 485 60.0 8.82 5 9.1 2 3.6 77t 3/16 104.0

Clayton 1 0 0 0.0 0.00 0 0.0 0 0.0 0 0/0 39.6

RAVENS 524 328 3535 62.6 6.75 21 4.0 14 2.7 87t 17/100 84.6

Opponents 509 279 3429 54.8 6.74 16 3.1 28 5.5 72t 60/418 63.4

RUSHING

J. Lewis	314	1132	3.6	52	9
Anderson	39	183	4.7	34t	1
Mu. Smith	36	153	4.3	30	0
McNair	45	119	2.6	19	1
Mughelli	12	50	4.2	12	0
Boller	22	34	1.5	10	0
Mason	1	-4	-4.0	-4	0
Clayton	7	-30	-4.3	3	0
RAVENS	476	1637	3.4	52	11
Opponents	367	1214	3.3	47	5

RECEIVING

Heap	73	765	10.5	30	6
Mason	68	750	11.0	38	2
Clayton	67	939	14.0	87t	5
Williams	22	396	18.0	77t	2
Mu. Smith	22	135	6.1	30	0
Mughelli	21	182	8.7	30t	2
Wilcox	20	166	8.3	35	3
J. Lewis	18	115	6.4	15	0
Anderson	9	54	6.0	13	0
Green	4	17	4.3	12	0
Sypniewski	2	15	7.5	9	0
Moore	2	1	0.5	4t	1
RAVENS	328	3535	10.8	87t	21
Opponents	279	3429	12.3	72t	16

INTERCEPTIONS

McAlister	6	121	20.2	60t	2
Landry	5	101	20.2	37	1
Reed	5	70	14.0	37	1
Rolle	3	60	20.0	44	0
Prude	2	66	33.0	54	1
Scott	2	31	15.5	24	0
R. Lewis	2	27	13.5	27	0
Ngata	1	60	60.0	60	0
Thomas	1	7	7.0	7	0
Ivy	1	0	0.0	0	0
Sapp	0	1	0.0	1	0
RAVENS	28	544	19.4	60t	5
Opponents	14	142	10.1	45	0

PUNTING

Koch	86	3695	43.0	37.6	3	30	61	0
RAVENS	86	3695	43.0	37.6	3	30	61	0
Opponents	86	3864	44.9	38.3	11	26	71	0

PUNT RETURNS

Sams	29	4	307	10.6	65	0
Ross	13	3	37	2.8	9	0
Ivy	2	0	7	3.5	7	0
Oglesby	1	0	0	0.0	0	0
RAVENS	45	7	351	7.8	65	0
Opponents	44	16	404	9.2	38	0

KICKOFF RETURNS

Sams	30	772	25.7	72	0
Ross	9	194	21.6	28	0
J. Johnson	3	28	9.3	14	0
Ivy	1	14	14.0	14	0
Mu. Smith	1	27	27.0	27	0
Sypniewski	1	11	11.0	11	0
RAVENS	45	1046	23.2	72	0
Opponents	75	1636	21.8	46	0

FIELD GOALS

Stover	0/0	12/13	9/9	6/7	1/1
RAVENS	0/0	12/13	9/9	6/7	1/1
Opponents	0/0	6/6	4/5	3/8	4/4

Stover: (20G,42G)(25G,33G,37G,23G)(32G,43G,52G)(24G)(43G,25G,36G,35G)(27G,40G)(42N,29G)(37G,40G)(29N)(41G,23G)(38G,22G)(26G)(26G,37G,39G,29G)

Opponents: (34G,51G)(34G,54G,40N)(43G,44G)(21G,31G,21G)(51G,31G)(21G,41N,43B)(21G)(23G,27G,46N)(32N,49G)(51G,47N)(0)

2006 STATISTICS

DEFENSIVE

FROM COACHES VIDEO

PLAYER	TT	SOLO	AS	SACKS	YDS	INT	YDS	PD	FF	FR
Lewis, Ray	164	106	58	5	36.5	2	27	9	1	1
Scott, Bart	135	93	42	9.5	66	2	31	9	1	0
Thomas, Adalius	106	75	31	11	59	1	7	9	1	1
Gregg, Kelly	101	61	40	3.5	23	0	0	1	1	3
Landry, Dawan	89	55	34	3	16	5	101	13	0	0
Suggs, Terrell	86	63	23	9.5	64.5	0	0	7	3	2
Pryce, Trevor	73	49	24	13	113.5	0	0	3	2	0
Reed, Ed	66	61	5	0	0	5	70	16	1	1
Rolle, Samari	60	55	5	1	7	3	60	13	0	0
McAlister, Chris	56	51	5	0	0	6	121	25	0	2
Ngata, Haloti	51	28	23	1	3	1	60	3	0	0
Johnson, Jarret	35	23	12	1.5	16.5	0	0	2	0	0
Franklin, Aubrayo	23	13	10	0	0	0	0	1	0	0
Bannan, Justin	20	13	7	0	0	0	0	1	0	0
Ivy, Corey	17	14	3	2	13	1	0	6	2	0
Edwards, Dwan	12	7	5	0	0	0	0	1	0	0
Sapp, Gerome	12	10	2	0	0	0	1	2	1	0
Haley, Dennis	11	6	5	0	0	0	0	2	0	0
Oglesby, Evan	9	8	1	0	0	0	0	2	0	0
Prude, Ronnie	4	4	0	0	0	2	66	5	0	0
Stills, Gary	2	2	0	0	0	0	0	0	1	1
Cody, Dan	1	0	1	0	0	0	0	0	0	0
Martin, Derrick	1	1	0	0	0	0	0	0	0	0
Smith, Mike	1	0	1	0	0	0	0	0	0	0
Totals	1135	798	337	60	418	28	544	129	15	11

SPECIAL TEAMS

FROM COACHES VIDEO

PLAYER	TT	SOLO	AS	FF	FR	BR
Stills, Gary	44	29	15	0	1	0
Wilcox, Daniel	20	13	7	0	0	0
Oglesby, Evan	17	9	8	0	0	0
Ivy, Corey	14	11	3	0	0	0
Mughelli, Ovie	14	10	4	0	0	0
Green, Justin	12	6	6	0	0	0
Sapp, Gerome	10	7	3	0	0	0
Haley, Dennis	9	3	6	0	0	0
Johnson, Jarret	6	5	1	0	0	0
Prude, Ronnie	6	5	1	0	0	0
Smith, Mike	6	2	4	1	0	0
Katula, Matt	5	1	4	0	0	0
Johnson, Tim	4	4	0	0	0	0
Landry, Dawan	4	3	1	0	0	0
Martin, Derrick	4	3	1	0	0	0
Smith, Musa	4	2	2	0	1	0
Bannister, Alex	2	2	0	0	0	0
Koch, Sam	2	2	0	0	0	0
Sypniewski, Quinn	2	1	1	0	0	0
Winborne, Jamaine	2	1	1	0	0	0
Anderson, Mike	1	0	1	0	0	0
Stover, Matt	1	1	0	0	0	0
Thomas, Adalius	1	0	1	0	0	0
Totals	190	120	70	1	2	0

TOP THREE

SOLO	SACKS	FF	FR	PD
106 Ray Lewis	13 Trevor Pryce	3 Terrell Suggs	3 Kelly Gregg	25 Chris McAlister
93 Bart Scott	11 Adalius Thomas	2 Corey Ivy	2 Chris McAlister	16 Ed Reed
75 Adalius Thomas	9.5 2 Players	2 Trevor Pryce	2 Terrell Suggs	13 2 Players

USUAL STARTERS

OFFENSE		DEFENSE	
WR 89	Mark Clayton	LDT 90	Trevor Pryce
LT 75	Jonathan Ogden	NT 97	Kelly Gregg
LG 60	Jason Brown	RDT 92	Haloti Ngata
C 62	Mike Flynn	LOLB 55	Terrell Suggs
RG 68	Keydrick Vincent	LILB 57	Bart Scott
RT 79	Tony Pashos	RILB 52	Ray Lewis
TE 86	Todd Heap	ROLB 96	Adalius Thomas
WR 85	Derrick Mason	LCB 21	Chris McAlister
QB 9	Steve McNair	RCB 22	Samari Rolle
RB 31	Jamal Lewis	SS 26	Dawan Landry
FB 34	Ovie Mughelli	FS 20	Ed Reed

COACHES

Brian Billick, Head Coach; **Rex Ryan**, Defensive Coordinator; **Frank Ganz Jr.**, Special Teams Coordinator; **Clarence Brooks**, Defensive Line; **Mark Carrier**, Secondary; **Vic Fangio**, Special Assistant; **Jim Fassel**, Offensive Coordinator (games 1-4); **John Fassel**, Special Teams Assistant; **Jedd Fisch**, Asst. Quarterbacks/Wide Receivers; **Jeff FitzGerald**, Linebackers; **Chris Foerster**, Asst. Head Coach/Offensive Line; **Jeff Friday**, Strength and Conditioning; **Wade Harman**, Tight Ends/Asst. Offensive Line; **Mike Johnson**, Wide Receivers; **Tony Nathan**, Running Backs; **Rick Neuheisel**, Quarterbacks; **Mike Pettine**, Outside Linebackers; **Paul Ricci**, Asst. Strength and Conditioning; **Greg Roman**, Asst. Offensive Line; **Dennis Thurman**, Secondary

RAVENS HONOR ROLL

Pro Bowl: LB Ray Lewis, CB Chris McAlister, QB Steve McNair, LT Jonathan Ogden (starter), S Ed Reed (starter), LB Bart Scott, LB Terrell Suggs, LB Adalius Thomas (starter)

NFL Alumni Association's TE of the Year: Todd Heap

Pro Football Weekly Asst. Coach of the Year: Rex Ryan

USA Today's All-Joe Team: NT Kelly Gregg, TE Todd Heap, FB Ovie Mughelli, DE Trevor Pryce, LB Bart Scott, K Matt Stover

NFL Players of the Month/Week: LB Bart Scott (Sept.) - Defense, K Matt Stover (Sept.) - Special Teams, LB Ray Lewis (Week 1) - Defense, CB Chris McAlister (Week 17) - Defense, DT Trevor Pryce (Week 10) - Special Teams, RB B.J. Sams (Week 11) - Special Teams

Ed Block Courage Award: CB Corey Ivy

Ravens Roost Unsung Hero: CB Corey Ivy

Ravens Roost Extra Effort: TE Daniel Wilcox

Ravens Nest Player of the Year: NT Kelly Gregg

SEASON TRENDS

Record	13-3	When Scoring First	9-1
vs. AFC North	5-1	When Not Scoring First	4-2
vs. AFC	10-2	Positive or Even Turnover Ratio	9-1
vs. NFC	3-1	Negative Turnover Ratio	4-2
Home	7-1	Winning or Even Penalty Ratio	6-1
Away	6-2	Losing Penalty Ratio	8-2
On Grass	5-1	With a 100-Yard Rusher	2-0
On Artificial Turf	8-2	With a 100-Yard Receiver	5-1
Outdoors	12-3	Without a 100-Yard Rusher	11-3
Indoors	1-0	Without a 100-Yard Receiver	8-2
Leading at Halftime	9-0	When Allowing a 100-Yard Rusher	2-0
Trailing at Halftime	4-2	When Not Allowing a 100-Yard Rusher	11-3
Tied at Halftime	0-1	When Allowing a 100-Yard Receiver	4-2
Leading After 3 Quarters	10-0	When Not Allowing a 100-Yard Receiver	9-1
Tied After 3 Quarters	0-1	With a 300-Yard Passer	1-0
Trailing After 3 Quarters	3-2	Without a 300-Yard Passer	12-3
Winning Coin Toss	5-2	Allowing a 300-Yard (net) Passer	1-1
Losing Coin Toss	8-1	Not Allowing a 300-Yard (net) Passer	12-2
Decided by 7 Points or Less	4-2	Overtime	0-0
Decided By 3 Points or Less	3-1	Preseason	2-2

2006 POSTSEASON STATISTICS

RESULTS AND ATTENDANCE

WON 0, LOST 1

01/13 L 6-15 Indianapolis 71,162

TEAM STATISTICS

	RAVENS	OPPONENT
TOTAL FIRST DOWNS	13	15
Rushing	5	6
Passing	6	9
Penalty	2	0
3rd Down: Made/Att	2/11	8/19
3rd Down Pct.	18.2	42.1
4th Down: Made/Att	0/0	0/0
4th Down Pct.	0.0	0.0
POSSESSION AVG.	28:36	31:24
TOTAL NET YARDS	244	261
Avg. Per Game	244.0	261.0
Total Plays	51	66
Avg. Per Play	4.8	4.0
NET YARDS RUSHING	83	100
Avg. Per Game	83.0	100.0
Total Rushes	20	35
NET YARDS PASSING	161	161
Avg. Per Game	161.0	161.0
Sacked/Yards Lost	2/12	1/9
Gross Yards	173	170
Att./Completions	29/18	30/15
Completion Pct.	62.1	50.0
Had Intercepted	2	2
PUNTS/AVERAGE	5/38.0	4/45.0
NET PUNTING AVG.	5/27.4	4/32.5
PENALTIES/YARDS	6/39	3/19
FUMBLES/BALL LOST	2/2	3/0
TOUCHDOWNS	0	0
Rushing	0	0
Passing	0	0
Returns	0	0

SCORE BY PERIODS	1	2	3	4	OT	PTS
RAVENS	0	3	0	3	0	6
Opponents	6	3	3	3	0	15

SCORING	TD	RU	PA	RT	K/PAT	FG	S	PTS
Stover	0	0	0	0	0/0	2/2	0	6
RAVENS	0	0	0	0	0/0	2/2	0	6
Opponents	0	0	0	0	0/0	5/5	0	15

2-PT. CONVERSIONS: RAVENS 0-0; Opponents 0-0

SACKS: Gregg 0.5, Thomas 0.5 RAVENS 1.0; Opponents 2.0

RUSHING

	NO	YDS	AVG	LG	TD
J. Lewis	13	53	4.1	18	0
Anderson	4	18	4.5	8	0
McNair	1	6	6.0	6	0
Mughelli	2	6	3.0	3	0
RAVENS	20	83	4.2	18	0
Opponents	35	100	2.9	25	0

RECEIVING

	NO	YDS	AVG	LG	TD
Clayton	6	73	12.2	21	0
Heap	3	28	9.3	23	0
J. Lewis	3	24	8.0	13	0
Mason	2	16	8.0	9	0
Mughelli	2	11	5.5	9	0
Wilcox	1	15	15.0	15	0
Anderson	1	6	6.0	6	0
RAVENS	18	173	9.6	23	0
Opponents	15	170	11.3	27	0

INTERCEPTIONS

	NO	YDS	AVG	LG	TD
Reed	2	0	0.0	0	0
RAVENS	2	0	0.0	0	0
Opponents	2	9	4.5	9	0

PUNTING

	NO	YDS	AVG	NET	TB	IN	LG	BLK
Koch	5	190	38.0	27.4	1	1	47	0
RAVENS	5	190	38.0	27.4	1	1	47	0
Opponents	4	180	45.0	32.5	1	1	51	0

PUNT RETURNS

	RET	FC	YDS	AVG	LG	TD
Ross	2	0	30	15.0	18	0
RAVENS	2	0	30	15.0	18	0
Opponents	3	1	33	11.0	21	0

KICKOFF RETURNS

	NO	YDS	AVG	LG	TD
Ross	6	124	20.7	27	0
RAVENS	6	124	20.7	27	0
Opponents	3	48	16.0	18	0

FIELD GOALS

	1-19	20-29	30-39	40-49	50+
Stover	0/0	0/0	0/0	1/1	1/1
RAVENS	0/0	0/0	0/0	1/1	1/1
Opponents	0/0	1/1	1/1	2/2	1/1

Stover: (40G,51G)

Opponents: (23G,42G,51G,48G,35G)

PASSING	ATT	COMP	YARDS	COMP%	YDS/ATT	TD	TD%	INT	INT%	LG	SACK/LOST	RATING
McNair	29	18	173	62.1	5.97	0	0.0	2	6.9	23	2/12	49.9
RAVENS	29	18	173	62.1	5.97	0	0.0	2	6.9	23	2/12	49.9
Opponents	30	15	170	50.0	5.67	0	0.0	2	6.7	27	1/9	39.6

DEFENSIVE

FROM COACHES VIDEO

PLAYER	TT	SOLO	AS	SACKS	LOST	INT	YDS	PD	FF	FR
Lewis, Ray	23	13	10	0	0	0	0	3	0	0
Scott, Bart	12	5	7	0	0	0	0	0	0	0
Suggs, Terrell	10	9	1	0	0	0	0	0	1	0
Pryce, Trevor	8	3	5	0	0	0	0	0	0	0
Thomas, Adalius	8	5	3	0	0	0	0	0	0	0
Gregg, Kelly	7	5	2	1	9	0	0	0	0	0
Ngata, Haloti	7	3	4	0	0	0	0	0	0	0
Rolle, Samari	4	3	1	0	0	0	0	1	0	0
McAlister, Chris	3	3	0	0	0	0	0	1	0	0
Ivy, Corey	2	2	0	0	0	0	0	0	0	0
Johnson, Jarret	2	2	0	0	0	0	0	0	0	0
Reed, Ed	2	2	0	0	0	2	0	3	0	0
Franklin, Aubrayo	1	0	1	0	0	0	0	0	0	0
Landry, Dawan	1	0	1	0	0	0	0	0	0	0
Totals	90	55	35	1	9	2	0	8	1	0

SPECIAL TEAMS

FROM COACHES VIDEO

PLAYER	TT	SOLO	AS	FF	FR	BK
Haley, Dennis	1	1	0	0	0	0
Johnson, Tim	1	1	0	0	0	0
Katula, Matt	1	1	0	0	0	0
Landry, Dawan	1	1	0	0	0	0
Oglesby, Evan	1	1	0	0	0	0
Sapp, Gerome	1	1	0	0	0	0
Totals	6	6	0	0	0	0

2007 STATISTICS

RESULTS AND ATTENDANCE

WON 5, LOST 11

9/10	L	20-27	at Cincinnati	66,093
9/16	W	20-13	New York Jets	71,246
9/23	W	26-23	Arizona	71,372
9/30	L	13-27	at Cleveland	73,024
10/07	W	9-7	at San Francisco	67,885
10/14	W	22-3	St. Louis	71,175
10/21	L	14-19	at Buffalo	70,727
11/05	L	7-38	at Pittsburgh	63,457
11/11	L	7-21	Cincinnati	71,130
11/18	L	30-33 (OT)	Cleveland	71,055
11/25	L	14-32	at San Diego	63,337
12/03	L	24-27	New England	71,382
12/09	L	20-44	Indianapolis	70,513
12/16	L	16-22 (OT)	at Miami	70,287
12/23	L	6-27	at Seattle	68,164
12/30	W	27-21	Pittsburgh	71,353

TEAM STATISTICS

TOTAL FIRST DOWNS

Rushing	96
Passing	175
Penalty	20
3rd Down: Made/Att	90/234
3rd Down Pct.	38.5
4th Down: Made/Att	11/21
4th Down Pct.	52.4

POSSESSION AVG.

30:46

TOTAL NET YARDS

4832

Avg. Per Game 302.0

Total Plays 1042

Avg. Per Play 4.6

NET YARDS RUSHING

1797

Avg. Per Game 112.3

Total Rushes 446

NET YARDS PASSING

3035

Avg. Per Game 189.7

Sacked/Yards Lost 39/273

Gross Yards 3308

Att./Completions 557/341

Completion Pct. 61.2

Had Intercepted 14

PUNTS/AVERAGE

79/43.0

NET PUNTING AVG.

79/36.0

PENALTIES/YARDS

107/873

FUMBLES/BALL LOST

35/26

TOUCHDOWNS

28

Rushing 11

Passing 13

Returns 4

SCORE BY PERIODS

1 2 3 4 OT PTS

RAVENS 33 110 44 88 0 275

Opponents 69 136 87 83 9 384

SCORING

TD RU PA RT K/PAT FG S PTS

Stover 0 0 0 0 26/26 27/32 0 107

McGahee 8 7 1 0 0 0 0 48

Mason 5 0 5 0 0 0 0 30

Darling 3 0 3 0 0 0 0 18

Figuers 2 0 0 2 0 0 0 12

Mu. Smith 2 2 0 0 0 0 0 12

Heap 1 0 1 0 0 0 0 6

Lewis 1 0 0 1 0 0 0 6

McClain 1 0 1 0 0 0 0 6

Reed 1 0 0 1 0 0 0 6

Ross 1 1 0 0 0 0 0 6

T. Smith 1 1 0 0 0 0 0 6

Sypniewski 1 0 1 0 0 0 0 6

Wilcox 1 0 1 0 0 0 0 6

RAVENS 8 11 13 4 26/26 27/32 0 275

Opponents 39 9 27 3 35/36 37/43 1 384

2-PT. CONVERSIONS: RAVENS 0-2, Opponents 1-2

SACKS: Suggs 5, Gregg 3, Ivy 3, Ngata 3, Bannan 2, Barnes 2, Johnson 2, Lewis 2, Pryce 2, Sapp 2, Edwards 1, Jones 1, Landry 1, Scott 1, Stills 1, (group) 1, **RAVENS 32, Opponents 39**

FUM/LOST: McNair 8/7, Boller 5/4, Figuers 4/1, McGahee 4/3, T. Smith 3/2, Anderson 2/2, Reed 2/2, Ross 2/2, Mason 1/1, McClain 1/1, Pittman 1/0, Mu. Smith 1/0, Sypniewski 1/1

PASSING

ATT COMP YARDS COMP% YDS/ATT TD TD% INT INT% LG SACK/LOST RATING

Boller 275 168 1743 61.1 6.34 9 3.3 10 3.6 53 24/159 75.2

McNair 205 133 1113 64.9 5.43 2 1.0 4 2.0 30 11/85 73.9

T. Smith 76 40 452 52.6 5.95 2 2.6 0 0.0 79t 4/29 79.5

Clayton 1 0 0 0.0 0.00 0 0.0 0 0.0 0 0/0 39.6

RAVENS 557 341 3308 61.2 5.94 13 2.3 14 2.5 79t 39/273 75.2

Opponents 490 293 3740 59.8 7.63 27 5.5 17 3.5 78t 32/183 87.6

RUSHING

NO	YDS	AVG	LG	TD	
McGahee	294	1207	4.1	46t	7
Mu. Smith	75	264	3.5	24	2
Boller	19	89	4.7	15	0
Ross	12	72	6.0	32t	1
Anderson	15	62	4.1	16	0
T. Smith	12	54	4.5	14	1
McNair	10	32	3.2	13	0
McClain	8	18	2.3	4	0
Figuers	1	-1	-1.0	-1	0
RAVENS	446	1797	4.0	46t	11
Opponents	446	1268	2.8	36	9

RECEIVING

NO	YDS	AVG	LG	TD	
Mason	103	1087	10.6	79t	5
Clayton	48	531	11.1	52	0
McGahee	43	231	5.4	30	1
Sypniewski	34	246	7.2	13	1
Mu. Smith	27	192	7.1	29	0
Heap	23	239	10.4	37	1
Williams	20	290	14.5	34	0
Darling	18	326	18.1	53	3
McClain	9	55	6.1	13t	1
Wilcox	6	18	3.0	7	1
Anderson	4	26	6.5	10	0
Green	2	16	8.0	10	0
Vickers	2	4	2.0	5	0
Figuers	1	36	36.0	36	0
Willis	1	11	11.0	11	0
RAVENS	341	3308	9.7	79t	13
Opponents	293	3740	12.8	78t	27

INTERCEPTIONS

NO	YDS	AVG	LG	TD	
Reed	7	130	18.6	32	0
Lewis	2	35	17.5	35t	1
Pittman	2	21	10.5	29	0
Martin	2	3	1.5	3	0
Ivy	1	22	22.0	22	0
Edwards	1	1	1.0	1	0
McAlister	1	0	0.0	0	0
Rolle	1	0	0.0	0	0
RAVENS	17	212	12.5	35t	1
Opponents	14	293	20.9	100t	1

PUNTING

NO	YDS	AVG	NET	TB	IN	LG	BLK	
Koch	78	3397	43.6	36.0	9	20	64	1
RAVENS	79	3397	43.0	36.0	9	20	64	1
Opponents	76	3277	43.1	37.4	5	26	74	0

PUNT RETURNS

RET	FC	YDS	AVG	LG	TD	
Figuers	16	9	171	10.7	75t	1
Reed	10	3	94	9.4	63t	1
Ross	5	0	36	7.2	15	0
Sams	4	0	37	9.3	16	0
RAVENS	35	12	338	9.7	75t	2
Opponents	38	16	375	9.9	49	0

KICKOFF RETURNS

NO	YDS	AVG	LG	TD	
Figuers	46	1138	24.7	94t	1
Ross	9	148	16.4	25	0
Sams	5	140	28.0	47	0
Mu. Smith	3	89	29.7	52	0
Anderson	2	10	5.0	10	0
RAVENS	65	1525	23.5	94t	1
Opponents	61	1444	23.7	50	0

FIELD GOALS

1-19	20-29	30-39	40-49	50+	
Stover	1/1	11/11	7/7	8/12	0/1
RAVENS	1/1	11/11	7/7	8/12	0/1
Opponents	1/1	14/14	10/12	10/11	2/5

Stover: (36G,23G)(28G,46N,43G)(21G,28G,43G,46G)(46N,21G, 29G,41N)(26G,32G,49G)(43G,42G,23G,31G,36G)(0)(0)(34G,41G,47G)(0)(29G)(0)(27G,39G,50B,18G,44N)(0)(28G,31G)
Opponents: (53N,23G,40G)(50G,52N,21G)(48G,47N,40G,41G)(41G,20G)(52N)(35N,32G)(29G,26G,35G,41G)(22G)(34G,19G,22G,35G,35G,21G,33G)(35N,28G,39G,51G,33G)(27G,46G,41G,41G)(21G,38G)(0)(23G,22G,29G)(42G,39G)(0)

2007 STATISTICS

DEFENSIVE

FROM COACHES VIDEO

PLAYER	TT	SOLO	AS	SACKS	YDS	INT	YDS	PD	FF	FR
Lewis, Ray	184	108	76	2	7	2	35	10	2	1
Scott, Bart	131	84	47	1	2	0	0	3	0	0
Gregg, Kelly	111	78	33	3	15	0	0	4	0	1
Suggs, Terrell	95	51	44	5	34	0	0	7	1	0
Johnson, Jarret	94	59	35	2	19	0	0	2	2	0
Ngata, Haloti	94	58	36	3	14	0	0	2	1	0
Landry, Dawan	91	73	18	1	9	0	0	7	0	0
Ivy, Corey	63	55	8	3	21	1	22	16	1	1
Edwards, Dwan	58	30	28	1	8	1	1	1	0	0
Reed, Ed	45	36	9	0	0	7	130	13	0	1
Greisen, Nick	38	22	16	0	0	0	0	0	0	1
Bannan, Justin	37	19	18	2	4	0	0	0	1	0
Martin, Derrick	26	23	3	0	0	2	3	8	0	0
Rolle, Samari	25	23	2	0	0	1	0	5	0	0
McAlister, Chris	23	19	4	0	0	1	0	10	0	0
Pryce, Trevor	19	9	10	2	8	0	0	0	0	0
Pittman, David	10	8	2	0	0	2	21	4	0	0
Gaston, Willie	9	8	1	0	0	0	0	1	0	0
Sapp, Gerome	9	8	1	2	15	0	0	0	0	0
Barnes, Antwan	8	4	4	2	20	0	0	0	0	0
Prude, Ronnie	6	6	0	0	0	0	0	3	0	0
Winborne, Jamaime	6	5	1	0	0	0	0	3	0	0
Jones, Edgar	5	2	3	1	0	0	0	0	0	0
Gordon, Amon	3	2	1	0	0	0	0	0	0	0
Stills, Gary	3	1	2	1	5	0	0	0	0	0
Totals	1193	791	402	32*	181	17	212	99	8	5

*Includes a team sack

SPECIAL TEAMS

FROM COACHES VIDEO

PLAYER	TT	SOLO	AS	FF	FR	BK
Stills, Gary	26	25	1	1	0	0
Winborne, Jamaime	21	21	0	0	0	0
Green, Justin	19	18	1	0	0	0
Martin, Derrick	17	17	0	0	1	0
Greisen, Nick	13	13	0	0	0	0
McClain, LeRon	12	12	0	0	0	0
Prude, Ronnie	8	8	0	0	0	0
Barnes, Antwan	8	7	1	1	0	0
Burgess, Prescott	7	7	0	0	0	0
Katula, Matt	7	7	0	0	0	0
Smith, Musa	7	7	0	0	0	0
Sapp, Gerome	5	5	0	0	0	0
Wilcox, Daniel	5	5	0	0	0	0
Landry, Dawan	5	5	0	0	0	0
Anderson, Mike	4	3	1	0	0	0
McCune, Robert	3	2	1	0	0	0
Darling, Devard	2	2	0	0	1	0
Haley, Dennis	2	2	0	0	0	0
Ivy, Corey	2	2	0	0	0	0
Jones, Edgar	2	2	0	0	0	0
Willis, Matt	2	2	0	0	0	0
Gaston, Willie	1	1	0	0	0	0
Koch, Sam	1	1	0	0	0	0
Edwards, Dwan	0	0	0	0	0	1
Totals	179	174	5	2	2	1

TOP THREE

SOLO	SACKS	FF	FR	PD
108 Ray Lewis	5 Terrell Suggs	2 Jarret Johnson	1 5 Players	16 Corey Ivy
84 Bart Scott	3 3 Players	2 Ray Lewis		13 Ed Reed
78 Kelly Gregg	2 6 Players	1 4 Players		10 2 Players

USUAL STARTERS

OFFENSE		DEFENSE	
WR 89	Mark Clayton	LDT 93	Dwan Edwards
LT 75	Jonathan Ogden	NT 97	Kelly Gregg
LG 60	Jason Brown	RDT 92	Haloti Ngata
C 62	Mike Flynn	LOLB 95	Jarret Johnson
RG 66	Ben Grubbs	LILB 52	Ray Lewis
RT 73	Marshal Yanda	RILB 57	Bart Scott
TE 88	Quinn Sypniewski	ROLB 55	Terrell Suggs
WR 85	Derrick Mason	LCB 21	Chris McAlister
QB 9	Steve McNair	RCB 35	Corey Ivy
7	Kyle Boller	SS 26	Dawan Landry
RB 23	Willis McGahee	FS 20	Ed Reed
FB 39	LeRon McClain		

COACHES

Brian Billick, Head Coach; **Rick Neuheisel**, Offensive Coordinator/Quarterbacks; **Rex Ryan**, Defensive Coordinator; **Frank Ganzs Jr.**, Special Teams Coordinator; **Clarence Brooks**, Defensive Line; **Mark Carrier**, Secondary; **Vic Fangio**, Special Assistant to the Head Coach/Defense; **John Fassel**, Special Teams Assistant; **Jedd Fisch**, Asst. Quarterbacks; **Jeff FitzGerald**, Linebackers; **Chris Foerster**, Asst. Head Coach/Offensive Line; **Jeff Friday**, Strength and Conditioning; **Wade Harman**, Tight Ends/Asst. Offensive Line; **Mike Johnson**, Wide Receivers; **Tony Nathan**, Running Backs; **Mike Pettine**, Outside Linebackers; **Paul Ricci**, Asst. Strength and Conditioning; **Greg Roman**, Asst. Offensive Line; **Dennis Thurman**, Secondary

RAVENS HONOR ROLL

Pro Bowl: LB Ray Lewis, RB Willis McGahee, LT Jonathan Ogden, S Ed Reed (starter)

Pro Bowl (1st Alternate): LB Terrell Suggs, ST Gary Stills

Pro Football Weekly's All-Rookie Team: G Ben Grubbs, RS Yamon Figurs

USA Today's All-Joe Team: NT Kelly Gregg, DT Haloti Ngata

NFL Players of the Week: K Matt Stover (Week 6) - Special Teams, RS Yamon Figurs (Week 3) - Special Teams

Ed Block Courage Award: CB Samari Rolle

Ravens Roost Unsung Hero: NT Kelly Gregg

Ravens Roost Extra Effort: G Ben Grubbs

Ravens Nest Player of the Year: LB Jarret Johnson

SEASON TRENDS

Record	5-11	When Scoring First	5-1
vs. AFC North	1-5	When Not Scoring First	0-10
vs. AFC	2-10	Positive or Even Turnover Ratio	5-1
vs. NFC	3-1	Negative Turnover Ratio	0-10
Home	4-4	Winning or Even Penalty Ratio	3-5
Away	1-7	Losing Penalty Ratio	2-6
On Grass	1-4	With a 100-Yard Rusher	0-5
On Artificial Turf	4-7	With a 100-Yard Receiver	0-2
Outdoors	5-11	Without a 100-Yard Rusher	5-6
Indoors	0-0	Without a 100-Yard Receiver	5-9
Leading at Halftime	5-1	When Allowing a 100-Yard Rusher	0-0
Trailing at Halftime	0-9	When Not Allowing a 100-Yard Rusher	5-11
Tied at Halftime	0-1	When Allowing a 100-Yard Receiver	2-4
Leading After 3 Quarters	5-1	When Not Allowing a 100-Yard Receiver	3-7
Tied After 3 Quarters	0-1	With a 300-Yard Passer	0-1
Trailing After 3 Quarters	0-9	Without a 300-Yard Passer	5-10
Winning Coin Toss	4-3	Allowing a 300-Yard (net) Passer	0-1
Losing Coin Toss	1-8	Not Allowing a 300-Yard (net) Passer	5-10
Decided by 7 Points or Less	4-5	Overtime	0-2
Decided By 3 Points or Less	2-2	Preseason	1-3

2008 STATISTICS

RESULTS AND ATTENDANCE

WON 11, LOST 5

WILD CARD/AFC CHAMPIONSHIP GAME

09/07	W	17-10	Cincinnati	70,978
09/21	W	28-10	Cleveland	71,104
09/29	L	20-23 OT	at Pittsburgh	64,038
10/05	L	10-13	Tennessee	71,131
10/12	L	3-31	at Indianapolis	66,153
10/19	W	27-13	at Miami	64,972
10/26	W	29-10	Oakland	71,254
11/02	W	37-27	at Cleveland	73,078
11/09	W	41-13	at Houston	70,552
11/16	L	10-30	at New York Giants	78,849
11/23	W	36-7	Philadelphia	71,379
11/30	W	34-3	at Cincinnati	63,871
12/07	W	24-10	Washington	71,438
12/14	L	9-13	Pittsburgh	71,502
12/20	W	33-24	at Dallas	63,800
12/28	W	27-7	Jacksonville	71,366

TEAM STATISTICS

TOTAL FIRST DOWNS

Rushing	132	58
Passing	147	152
Penalty	21	18
3rd Down: Made/Att	95/232	71/212
3rd Down Pct.	40.9	33.5
4th Down: Made/Att	7/11	3/16
4th Down Pct.	63.6	18.8

POSSESSION AVG.

RAVENS	33:10	26:50
Opponents	33:10	26:50

TOTAL NET YARDS

RAVENS	5184	4177
Opponents	5184	4177

NET YARDS RUSHING

RAVENS	2376	1302
Opponents	2376	1302

NET YARDS PASSING

RAVENS	2808	2875
Opponents	2808	2875

PUNTS/AVERAGE

RAVENS	84/45.0	92/42.8
Opponents	84/45.0	92/42.8

NET PUNTING AVG.

RAVENS	84/39.9	92/37.0
Opponents	84/39.9	92/37.0

PENALTIES/YARDS

RAVENS	103/785	114/792
Opponents	103/785	114/792

FUMBLES/BALL LOST

RAVENS	28/9	21/8
Opponents	28/9	21/8

TOUCHDOWNS

RAVENS	42	26
Opponents	42	26

SCORE BY PERIODS

	1	2	3	4	OT	PTS
RAVENS	58	115	97	115	0	385
Opponents	57	58	66	60	3	244

SCORING

	TD	RU	PA	RT	K/PAT	FG	S	PTS
Stover	0	0	0	0	41/41	27/33	0	122
L. McClain	11	10	1	0	0	0	0	66
McGahee	7	7	0	0	0	0	0	42
D. Mason	5	0	5	0	0	0	0	32
Clayton	4	1	3	0	0	0	0	24
Heap	3	0	3	0	0	0	0	18
Reed	3	0	0	3	0	0	0	18
Flacco	2	2	0	0	0	0	0	12
Suggs	2	0	0	2	0	0	0	12
Wilcox	2	0	2	0	0	0	0	12
Figsurs	1	0	1	0	0	0	0	6
Leonhard	1	0	0	1	0	0	0	6
D. Williams	1	0	1	0	0	0	0	6
J. McClain	0	0	0	0	0	2	4	4
Hauschka	0	0	0	0	0/0	1/2	0	3
RAVENS	42	20	16	6	41/41	28/35	3	385
Opponents	26	4	17	5	25/25	21/22	0	244

2-PT. CONVERSIONS: D. Mason, RAVENS 1-1, Opponents 0-1

SACKS: Suggs 8, J. Johnson 5, Pryce 4.5, Lewis 3.5, Ivy 2.5, J.

McClain 2.5, Scott 1.5, Ayanbadejo 1, Bannan 1, Leonhard 1, Ngata 1, Reed 1, (group) 1, Jones 0.5, RAVENS 34, Opponents 33

FUM/LOST: Flacco 11/2, L. McClain 4/1, Figsurs 3/0, McGahee 3/3, D.

Mason 2/1, Brown 1/0, Heap 1/1, Leonhard 1/0, Reed 1/0, Rice 1/1

PASSING

	ATT	COMP	YARDS	COMP%	YDS/ATT	TD	TD%	INT	INT%	LG	SACK/LOST	RATING
Flacco	428	257	2971	60.0	6.94	14	3.3	12	2.8	70t	32/276	80.3
T. Smith	4	3	82	75.0	20.50	1	25.0	0	0.0	43	1/1	156.3
Clayton	1	1	32	100.0	32.00	1	100.0	0	0.0	32t	0/0	158.3
RAVENS	433	261	3085	60.3	7.12	16	3.7	12	2.8	70t	33/277	82.8
Opponents	528	276	3132	52.3	5.93	17	3.2	26	4.9	67t	34/257	60.6

RUSHING

	NO	YDS	AVG	LG	TD
L. McClain	232	902	3.9	82t	10
McGahee	170	671	3.9	77t	7
Rice	107	454	4.2	60	0
Flacco	52	180	3.5	38t	2
Clayton	6	81	13.5	42t	1
Parmele	2	27	13.5	31	0
Neal	12	25	2.1	5	0
T. Smith	9	24	2.7	8	0
Koch	1	9	9.0	9	0
D. Mason	1	3	3.0	3	0
RAVENS	592	2376	4.0	82t	20
Opponents	366	1302	3.6	77	4

RECEIVING

	NO	YDS	AVG	LG	TD
D. Mason	80	1037	13.0	54	5
Clayton	41	695	17.0	70t	3
Heap	35	403	11.5	30	3
Rice	33	273	8.3	40	0
McGahee	24	173	7.2	35	0
L. McClain	19	123	6.5	25	1
D. Williams	13	180	13.8	70t	1
Neal	7	35	5.0	13	0
Wilcox	5	19	3.8	8	2
Figsurs	1	43	43.0	43t	1
Flacco	1	43	43.0	43	0
T. Smith	1	36	36.0	36	0
Jones	1	25	25.0	25	0
RAVENS	261	3085	11.8	70t	16
Opponents	276	3132	11.3	67t	17

INTERCEPTIONS

	NO	YDS	AVG	LG	TD
Reed	9	264	29.3	107t	2
Lewis	3	43	14.3	29	0
McAlister	3	28	9.3	16	0
Rolle	3	5	1.7	3	0
Suggs	2	86	43.0	44t	2
Ngata	2	8	4.0	7	0
Leonhard	1	35	35.0	35t	1
Washington	1	12	12.0	12	0
Walker	1	0	0.0	0	0
Bannan	1	-4	-4.0	-4	0
RAVENS	26	477	18.3	107t	5
Opponents	12	104	8.7	50t	1

PUNTING

	NO	YDS	AVG	NET	TB	IN	LG	BLK
Koch	84	3777	45.0	39.9	9	34	74	0
RAVENS	84	3777	45.0	39.9	9	34	74	0
Opponents	92	3938	42.8	37.0	8	21	59	1

PUNT RETURNS

	RET	FC	YDS	AVG	LG	TD
Figsurs	23	11	138	6.0	35	0
Leonhard	20	9	232	11.6	46	0
Reed	1	0	8	8.0	8	0
RAVENS	44	20	378	8.6	46	0
Opponents	38	12	245	6.4	33	0

KICKOFF RETURNS

	NO	YDS	AVG	LG	TD
Figsurs	29	608	21.0	39	0
Leonhard	8	163	20.4	30	0
Rice	7	161	23.0	30	0
Copper	2	35	17.5	18	0
Zbikowski	2	48	24.0	26	0
Clayton	1	12	12.0	12	0
J. Johnson	1	13	13.0	13	0
Jones	1	0	0.0	0	0
Neal	1	2	2.0	2	0
RAVENS	50	1007	20.1	39	0
Opponents	76	1720	22.6	100t	2

FIELD GOALS

	1-19	20-29	30-39	40-49	50+
Stover	0/0	11/11	11/12	5/9	0/1
Hauschka	0/0	0/0	0/0	0/0	1/2
RAVENS	0/0	11/11	11/12	5/9	1/3
Opponents	2/2	7/7	6/6	5/6	1/1

Stover: (47N,21G)(48N)(33G,20G)(38G,45N)(37G)(47G,28G)(38G,30G)(41G,32G,22G)(50N)(32B,38G)(44G,42G)(27G,21G)(32G)(28G,26G,28G)(26G,29G,37G,35G)(32G,48N,41G)

Hauschka: (0)(0)(0)(0)(0)(0)(54G)(0)(53N)(0)(0)(0)

Opponents: (43G)(38G)(49G,19G,46G)(35G,26G)(37G)(21G,26G)(22G)(23G,54G)(23G,48G)(19G)(0)(21G)(48N,43G)(31G,30G)(35G)(0)

2008 STATISTICS

DEFENSIVE

FROM COACHES VIDEO

PLAYER	TT	SOLO	AS	SACKS	YDS	LOST	INT	RET.	YDS	PD	FF	FR
Lewis, Ray	160	84	76	3.5	32.5	3	43	12	1	2		
Scott, Bart	104	54	50	1.5	12	0	0	5	0	0		
Suggs, Terrell	102	62	40	8	69.5	2	86	11	2	1		
Leonhard, Jim	85	61	24	1	7	1	35	6	0	0		
Johnson, Jarret	82	46	36	5	32	0	0	4	2	1		
Ngata, Haloti	77	43	34	1	8	2	8	4	0	0		
Bannan, Justin	56	30	26	1	6	1	-4	3	0	0		
Ivy, Corey	46	39	7	2.5	7	0	0	5	1	0		
Douglas, Marques	43	24	19	0	0	0	0	0	0	0		
Reed, Ed	40	32	8	1	9	9	264	14	1	2		
Pryce, Trevor	35	20	15	4.5	23	0	0	6	0	0		
Washington, Fabian	34	30	4	0	0	1	12	19	0	0		
Walker, Frank	33	28	5	0	0	1	0	14	2	0		
Rolle, Samari	27	22	5	0	0	3	5	13	1	0		
McAlister, Chris	19	17	2	0	0	3	28	7	0	1		
McKinney, Brandon	19	12	7	0	0	0	0	0	0	1		
Landry, Dawan	14	9	5	0	0	0	0	0	0	0		
McClain, Jameel	8	8	0	2.5	26.5	0	0	0	0	0		
Barnes, Antwan	5	3	2	0	0	0	0	0	0	0		
Greisen, Nick	5	5	0	0	0	0	0	0	0	0		
Oglesby, Evan	4	4	0	0	0	0	0	0	0	1		
Nakamura, Haruki	3	2	1	0	0	0	0	1	0	0		
Ayanbadejo, Brendon	2	1	1	1	9	0	0	0	0	0		
Jones, Edgar	1	1	0	0.5	4.5	0	0	0	0	0		
Zbikowski, Tom	1	1	0	0	0	0	0	0	0	0		
Stone, Daren	0	0	0	0	0	0	0	1	0	0		
TOTALS	1005	638	367	33	246	26	477	125	10	9		

SPECIAL TEAMS

FROM COACHES VIDEO

PLAYER	TT	SOLO	AS	FF	FR	BK
Ayanbadejo, Brendon	30	18	12	0	1	0
Zbikowski, Tom	23	19	4	1	0	0
McClain, Jameel	17	8	9	0	0	1
Nakamura, Haruki	14	11	3	0	0	0
Greisen, Nick	12	5	7	0	0	0
Barnes, Antwan	9	7	2	0	0	0
Stone, Daren	8	4	4	0	1	0
Ivy, Corey	7	7	0	0	0	0
Wilcox, Daniel	7	5	2	0	0	0
Gooden, Tavares	6	6	0	0	0	0
Jones, Edgar	6	4	2	0	1	0
Figurs, Yamon	5	4	1	0	0	0
Oglesby, Evan	5	4	1	0	0	0
Koch, Sam	3	3	0	0	0	0
Smith, Marcus	3	3	0	0	0	0
Stover, Matt	2	2	0	0	0	0
Walker, Frank	2	2	0	0	0	0
Copper, Terrance	1	1	0	0	0	0
Hauschka, Steve	1	1	0	0	0	0
Landry, Dawan	1	1	0	0	0	0
Leonhard, Jim	1	1	0	0	0	0
McCune, Robert	1	1	0	0	0	0
Martin, Derrick	1	1	0	0	0	0
TOTALS	165	118	47	1	3	1

TOP THREE

SOLO	SACKS	FF	FR	PD
84 Ray Lewis	8 Terrell Suggs	2 3 Players	2 Ray Lewis	19 Fabian Washington
62 Terrell Suggs	5 Jarret Johnson	1 4 Players	2 Ed Reed	14 Ed Reed
61 Jim Leonhard	4.5 Trevor Pryce		1 5 Players	14 Frank Walker

USUAL STARTERS

OFFENSE	DEFENSE
WR 89 Mark Clayton	LDT 94 Justin Bannan
LT 71 Jared Gaither	NT 92 Haloti Ngata
LG 66 Ben Grubbs	RDT 90 Trevor Pryce
C 60 Jason Brown	LOLB 95 Jarret Johnson
RG 65 Chris Chester	LILB 52 Ray Lewis
RT 79 Willie Anderson	RILB 57 Bart Scott
TE 86 Todd Heap	ROLB 55 Terrell Suggs
WR 85 Derrick Mason	LCB 31 Fabian Washington
QB 5 Joe Flacco	RCB 22 Samari Rolle
RB 23 Willis McGahee	SS 36 Jim Leonhard
FB 33 LeRon McClain	FS 20 Ed Reed

COACHES

John Harbaugh, Head Coach; **Rex Ryan**, Asst. Head Coach/Defensive Coordinator; **Cam Cameron**, Offensive Coordinator; **Jerry Rosburg**, Special Teams Coordinator; **Clarence Brooks**, Defensive Line; **Mark Carrier**, Defensive Backs; **John Dunn**, Asst. Strength and Conditioning; **Vic Fangio**, Special Assistant to the Head Coach/Defense; **Wade Harman**, Tight Ends; **Jim Hostler**, Wide Receivers; **Hue Jackson**, Quarterbacks; **Marwan Maalouf**, Assistant Special Teams; **John Matsko**, Offensive Line; **Greg Mattison**, Linebackers; **Andy Moeller**, Assistant Offensive Line; **Wilbert Montgomery**, Running Backs; **Chuck Pagano**, Secondary; **Mike Pettine**, Outside Linebackers; **Bob Rogucki**, Strength and Conditioning; **Craig Ver Steeg**, Offensive Assistant

RAVENS HONOR ROLL

Pro Bowl: ST Brendon Ayanbadejo, LB Ray Lewis (starter), FB LeRon McClain (starter), S Ed Reed (starter), OLB Terrell Suggs
Pro Bowl Alternates: DT Haloti Ngata (1st); LB Bart Scott (2nd); WR Derrick Mason (3rd)
Diet Pepsi Rookie of the Year: QB Joe Flacco
USA Today's All-Joe Team: C Jason Brown, P Sam Koch, T Jared Gaither, DT Haloti Ngata
NFL Players of the Month: QB Joe Flacco (Rookie, November) - Offense, S Ed Reed (December) - Defense
NFL Players of the Week: QB Joe Flacco (Week 9) - Offense, P Sam Koch (Week 16) - Special Teams, LB Ray Lewis (Week 10) - Defense, S Ed Reed (Weeks 12, 14) - Defense, OLB Terrell Suggs (Week 7) - Defense
Ed Block Courage Award: S Ed Reed
Ravens Roost Unsung Hero: C Jason Brown
Ravens Roost Extra Effort: P Sam Koch
Ravens Nest Player of the Year: WR Derrick Mason

SEASON TRENDS

	Reg.	Post.		Reg.	Post.
Record	11-5	2-1	When Scoring First	8-2	0-0
vs. AFC North	4-2	0-1	When Not Scoring First	3-3	2-1
vs. AFC	8-4	2-1	Positive Turnover Ratio	11-3	2-0
vs. NFC	3-1	0-0	Negative Turnover Ratio	0-2	0-1
Home	6-2	0-0	Winning Penalty Ratio	8-2	1-0
Away	5-3	2-1	Losing Penalty Ratio	3-3	1-0
On Grass	3-1	2-1	Overtime	0-1	0-0
Artificial Turf	8-4	0-0	Preseason	1-3	N/A
Outdoors	9-4	2-1	With a 100-Yard Rusher	4-0	0-0
Indoors	2-1	0-0	With a 100-Yard Receiver	3-1	0-0
Leading at Halftime	9-2	1-0	Without a 100-yard Rusher	7-5	2-1
Trailing at Halftime	1-2	0-1	Without a 100-yard Receiver	8-4	2-1
Tied at Halftime	1-1	1-0	When Allowing a 100-Yard Rusher	0-0	0-0
Tied After 3 Quarters	0-0	1-0	When Not Allowing a 100-Yard Rusher	11-5	2-1
Leading After 3 Quarters	10-2	1-0	When Allowing a 100-Yard Receiver	0-2	1-0
Trailing After 3 Quarters	1-3	0-1	When Not Allowing a 100-Yard Receiver	11-3	1-1
Winning Coin Toss	1-3	0-1	With a 300-Yard Passer	0-0	0-0
Losing Coin Toss	10-2	2-0	Without a 300-Yard Passer	11-5	2-1
Decided by 7 Points or less	1-3	1-0	When Allowing a 300-Yard Passer	0-0	0-0
Decided by 3 Points or less	0-2	1-0	When Not Allowing a 300-Yard Passer	11-5	2-1

2008 POSTSEASON STATISTICS

RESULTS AND ATTENDANCE

WON 2, LOST 1				
01/04	W	27-9	at Miami	74,240
01/10	W	13-10	at Tennessee	69,143
01/18	L	14-23	at Pittsburgh	65,350

TEAM STATISTICS

	RAVENS	OPPONENT
TOTAL FIRST DOWNS	38	50
Rushing	16	10
Passing	18	36
Penalty	4	4
3rd Down: Made/Att	11/38	13/42
3rd Down Pct.	28.9	31.0
4th Down: Made/Att	0/1	0/3
4th Down Pct.	0.0	0.0
POSSESSION AVG.	26:26	33:34
TOTAL NET YARDS	695	942
Avg. Per Game	231.7	314.0
Total Plays	166	198
Avg. Per Play	4.2	4.8
NET YARDS RUSHING	274	220
Avg. Per Game	91.3	73.3
Total Rushes	88	77
NET YARDS PASSING	421	722
Avg. Per Game	140.3	240.7
Sacked/Yards Lost	3/16	8/66
Gross Yards	437	788
Att./Completions	75/33	113/67
Completion Pct.	44.0	59.3
Had Intercepted	3	5
PUNTS/AVERAGE	20/42.3	14/43.5
NET PUNTING AVG.	20/38.1	14/32.4
PENALTIES/YARDS	21/152	22/190
FUMBLES/BALL LOST	4/2	9/4
TOUCHDOWNS	6	4
Rushing	4	1
Passing	1	2
Returns	1	1

SCORE BY PERIODS	1	2	3	4	OT	PTS
RAVENS	10	17	7	20	0	54
OPPONENTS	16	7	3	16	0	42

SCORING	TD	RU	PA	RT	K/PAT	FG	S	PTS
Stover	0	0	0	0	6/6	4/4	0	18
McGahee	2	2	0	0			0	12
Flacco	1	1	0	0			0	6
D. Mason	1	0	1	0			0	6
L. McClain	1	1	0	0			0	6
Reed	1	0	0	1			0	6
RAVENS	6	4	1	1	6/6	4/4	0	54
Opponents	4	1	2	1	3/4	5/6	0	42

2-PT. CONVERSIONS: RAVENS 0-0, Opponents 0-0

SACKS: Suggs 4, Douglas 1, Ngata 1, Pryce 1, Leonhard 0.5, Nakamura 0.5, **RAVENS 8, Opponents 3**

FUM/LOST: Leonhard 2/0, L. McClain 1/1, McGahee 1/1

PASSING	ATT	COMP	YARDS	COMP%	YDS/ATT
Flacco	75	33	437	44.0	5.83
RAVENS	75	33	437	44.0	5.83
Opponents	113	67	788	59.3	6.97

RUSHING

	NO	YDS	AVG	LG	TD
McGahee	39	154	3.9	48	2
L. McClain	32	90	2.8	11	1
Clayton	1	16	16.0	16	0
Flacco	12	5	0.4	5t	1
Neal	2	5	2.5	4	0
Rice	1	2	2.0	2	0
T. Smith	1	2	2.0	2	0
RAVENS	88	274	3.1	48	4
Opponents	77	220	2.9	32	1

RECEIVING

	NO	YDS	AVG	LG	TD
D. Mason	12	190	15.8	48t	1
Clayton	6	79	13.2	37	0
Heap	5	80	16.0	31	0
McGahee	4	26	6.5	11	0
Rice	3	43	14.3	22	0
Neal	2	15	7.5	8	0
Wilcox	1	4	4.0	4	0
RAVENS	33	437	13.2	48t	1
Opponents	67	788	11.8	65t	2

INTERCEPTIONS

	NO	YDS	AVG	LG	TD
Reed	2	76	38.0	64t	1
Leonhard	1	20	20.0	20	0
Washington	1	12	12.0	12	0
Rolle	1	3	3.0	3	0
RAVENS	5	111	22.2	64t	1
Opponents	3	47	15.7	40t	1

PUNTING

	NO	YDS	AVG	NET	TB	IN	LG	BLK
Koch	20	845	42.3	38.1	2	7	52	0
RAVENS	20	845	42.3	38.1	2	7	52	0
Opponents	14	609	43.5	32.4	2	1	66	0

PUNT RETURNS

	RET	FC	YDS	AVG	LG	TD
Leonhard	9	2	115	12.8	45	0
RAVENS	9	2	115	12.8	45	0
Opponents	10	4	44	4.4	25	0

KICKOFF RETURNS

	NO	YDS	AVG	LG	TD
Zbikowski	3	68	22.7	31	0
Figurs	2	19	9.5	18	0
Rice	2	31	15.5	17	0
L. McClain	1	23	23.0	23	0
Wilcox	1	14	14.0	14	0
RAVENS	9	155	17.2	31	0
Opponents	10	237	23.7	34	0

FIELD GOALS

	1-19	20-29	30-39	40-49	50+
Stover	0/0	2/2	1/1	1/1	0/0
RAVENS	0/0	2/2	1/1	1/1	0/0
Opponents	1/1	1/1	1/1	2/2	0/1

Stover: (23G,31G)(21G,43G)()

RAVENS: (23G,31G)(21G,43G)()

Opponents: (19G)(51N,27G)(34G,42G,46G)

	TD	TD%	INT	INT%	LG	SACK/LOST	RATING
Flacco	1	1.3	3	4.0	48t	3/16	50.8
RAVENS	1	1.3	3	4.0	48t	3/16	50.8
Opponents	2	1.8	5	4.4	65t	8/66	68.0

DEFENSIVE

FROM COACHES VIDEO

PLAYER	TT	SOLO	AS	SACKS	YDS LOST	INT	RET. YDS	PD	FF	FR
Lewis, Ray	29	23	6	0	0	0	0	1	2	0
Scott, Bart	26	22	4	0	0	0	0	0	0	0
Leonhard, Jim	16	14	2	0.5	5	1	20	1	1	2
Washington, Fabian	15	13	2	0	0	1	12	3	0	1
Ngata, Haloti	12	10	2	1	8	0	0	0	0	0
Bannan, Justin	11	9	2	0	0	0	0	0	0	0
Suggs, Terrell	11	10	1	4	35	0	0	0	1	0
Douglas, Marques	8	4	4	1	7	0	0	0	1	0
Reed, Ed	7	6	1	0	0	2	76	3	0	0
Johnson, Jarret	6	6	0	0	0	0	0	0	1	0
Rolle, Samari	6	4	2	0	0	1	3	2	0	0
Ivy, Corey	5	5	0	0	0	0	0	1	0	0
Walker, Frank	5	5	0	0	0	0	0	2	0	0
Nakamura, Haruki	4	3	1	0.5	5	0	0	0	0	0
McKinney, Brandon	3	2	1	0	0	0	0	0	0	0
Pryce, Trevor	3	3	0	1	6	0	0	1	0	0
Oglesby, Evan	2	2	0	0	0	0	0	0	0	0
Zbikowski, Tom	2	1	1	0	0	0	0	0	0	0
McClain, Jameel	1	1	0	0	0	0	0	0	0	0
TOTALS	172	143	29	8	66	5	111	14	5	4

SPECIAL TEAMS

FROM COACHES VIDEO

PLAYER	TT	SOLO	AS	FF	FR	BK
Ayanbadejo, Brendon	3	3	0	0	0	0
Greisen, Nick	3	3	0	0	0	0
McClain, Jameel	3	2	1	0	0	0
Nakamura, Haruki	3	3	0	0	0	0
Smith, Marcus	3	3	0	0	0	0
Stone, Daren	2	1	1	0	0	0
Jones, Edgar	1	1	0	0	0	0
Katula, Matt	1	1	0	0	0	0
Oglesby, Evan	1	0	1	0	0	0
Walker, Frank	1	1	0	0	0	1
Wilcox, Daniel	1	0	1	0	0	0
Zbikowski, Tom	1	0	1	0	0	0
Leonhard, Jim	0	0	0	0	1	0
TOTALS	23	18	5	0	1	1

2009 STATISTICS

RESULTS AND ATTENDANCE

WON 9, LOST 7

WILD CARD/AFC DIVISIONAL GAME

Date	Result	Score	Opponent	Attendance
09/13	W	38-24	Kansas City	71,099
09/20	W	31-26	at San Diego	66,882
09/27	W	34-3	Cleveland	70,950
10/04	L	21-27	at New England	68,756
10/11	L	14-17	Cincinnati	71,161
10/18	L	31-33	at Minnesota	63,689
11/01	W	30-7	Denver	71,132
11/08	L	7-17	at Cincinnati	64,313
11/16	W	16-0	at Cleveland	69,023
11/22	L	15-17	Indianapolis	71,320
11/29	W	20-17 OT	Pittsburgh	71,314
12/07	L	14-27	at Green Bay	70,286
12/13	W	48-3	Detroit	70,673
12/20	W	31-7	Chicago	71,011
12/27	L	20-23	at Pittsburgh	64,068
01/03	W	21-13	at Oakland	38,400

TEAM STATISTICS

Category	RAVENS	OPPONENT
TOTAL FIRST DOWNS	320	280
Rushing	115	82
Passing	187	164
Penalty	18	34
3rd Down: Made/Att	89/214	80/218
3rd Down Pct.	41.6%	36.7%
4th Down: Made/Att	6/13	7/17
4th Down Pct.	46.2%	41.2%
POSSESSION AVG.	29:18	30:42
TOTAL NET YARDS	5619	4808
Avg. Per Game	351.2	300.5
Total Plays	1014	991
Avg. Per Play	5.5	4.9
NET YARDS RUSHING	2200	1492
Avg. Per Game	137.5	93.3
Total Rushes	468	435
NET YARDS PASSING	3419	3316
Avg. Per Game	213.7	207.3
Sacked/Yards Lost	36/218	32/190
Gross Yards	3637	3506
Attempts/Completions	510/321	524/306
Completion Pct.	62.9%	58.4%
Had Intercepted	13	22
PUNTS/AVERAGE	74/43.1	79/43.4
NET PUNTING AVG.	37.9	37.2
PENALTIES/YARDS	115/1094	88/741
FUMBLES/BALL LOST	19/9	20/10
TOUCHDOWNS	47	27
Rushing	22	8
Passing	21	17
Returns	4	2

SCORE BY PERIODS	1	2	3	4	OT	PTS
RAVENS	77	81	123	107	3	391
Opponents	57	95	47	62	0	261

SCORING	TD	RU	PA	RT	K/PAT	FG	S	PTS
McGahee	14	12	2	0	0/0	0/0	0	84
Cundiff	0	0	0	0	19/19	12/17	0	55
Hauschka	0	0	0	0	27/28	9/13	0	54
Rice	8	7	1	0	0/0	0/0	0	48
Mason	7	0	7	0	0/0	0/0	0	42
Heap	6	0	6	0	0/0	0/0	0	36
Clayton	2	0	2	0	0/0	0/0	0	12
L. McClain	2	2	0	0	0/0	0/0	0	12
K. Washington	2	0	2	0	0/0	0/0	0	12
Edwards	1	0	0	1	0/0	0/0	0	6
Landry	1	0	0	1	0/0	0/0	0	6
Reed	1	0	0	1	0/0	0/0	0	6
T. Smith	1	1	0	0	0/0	0/0	0	6
Webb	1	0	0	1	0/0	0/0	0	6
D. Williams	1	0	1	0	0/0	0/0	0	6
RAVENS	47	22	21	4	46/47	21/30	0	391
Opponents	27	8	17	2	27/27	24/27	0	261

2-PT. CONVERSIONS: RAVENS 0-0, Opponents 0-0

SACKS: Pryce 6.5, J. Johnson 6, Suggs 4.5, Barnes 3, Gregg 3, Lewis 3, Carr 1.5, Ngata 1.5, Ayanbadejo 1, Edwards 1, Webb 1, **RAVENS 32, Opponents 36**

FUM/LOST: Flacco 8/2, Reed 3/1, Rice 3/3, Carr 2/1, Clayton 1/1, Heap 1/0, McGahee 1/1

RUSHING

Player	NO	YDS	AVG	LG	TD
Rice	254	1339	5.3	59t	7
McGahee	109	544	5.0	77t	12
L. McClain	46	180	3.9	20	2
Flacco	35	56	1.6	10	0
T. Smith	8	31	3.9	15t	1
Clayton	4	28	7.0	12	0
Parmele	5	17	3.4	7	0
Heap	1	2	2.0	2	0
Mason	1	2	2.0	2	0
K. Washington	1	1	1.0	1	0
Lawrence	4	0	0.0	4	0
RAVENS	468	2200	4.7	77t	22
Opponents	435	1492	3.4	58	8

RECEIVING

Player	NO	YDS	AVG	LG	TD
Rice	78	702	9.0	63	1
Mason	73	1028	14.1	72t	7
Heap	53	593	11.2	31	6
Clayton	34	480	14.1	54	2
K. Washington	34	431	12.7	28	2
L. McClain	21	141	6.7	19	0
McGahee	15	85	5.7	14	2
D. Williams	8	142	17.8	34	1
L. Smith	2	31	15.5	26	0
Jones	1	8	8.0	8	0
Lawrence	1	4	4.0	4	0
Oher	1	-8	-8.0	-8	0
RAVENS	321	3637	11.3	72t	21
Opponents	306	3506	11.5	81t	17

INTERCEPTIONS

Player	NO	YDS	AVG	LG	TD
Landry	4	89	22.3	48t	1
Foxworth	4	34	8.5	19	0
Reed	3	111	37.0	52t	1
Carr	2	24	12.0	13	0
Zbikowski	2	13	6.5	21	0
Johnson	2	8	4.0	8	0
Ellerbe	1	28	28.0	28	0
Kruger	1	26	26.0	26	0
Barnes	1	4	4.0	4	0
Ayanbadejo	1	0	0.0	0	0
Walker	1	0	0.0	0	0
Lewis	0	9	----	9	0
RAVENS	22	346	15.7	52t	2
Opponents	13	195	15.0	70	0

PUNTING	NO	YDS	AVG	NET	TB	IN	LG	BLK
Koch	73	3188	43.7	37.9	5	26	60	1
RAVENS	74	3188	43.1	37.9	5	26	60	1
Opponents	79	3426	43.4	37.2	10	24	61	0

PUNT RETURNS	RET	FC	YDS	AVG	LG	TD
Carr	32	17	262	8.2	34	0
Reed	7	1	29	4.1	9	0
Webb	0	0	-1	----	-1	0
RAVENS	39	18	290	7.4	34	0
Opponents	38	12	287	7.6	49t	1

KICKOFF RETURNS	NO	YDS	AVG	LG	TD
Webb	35	918	26.2	95t	1
Carr	13	315	24.2	41	0
Parmele	9	283	31.4	53	0
Edwards	1	14	14.0	14	0
L. McClain	1	17	17.0	17	0
RAVENS	59	1547	26.2	95t	1
Opponents	77	1565	20.3	53	0

FIELD GOALS	1-19	20-29	30-39	40-49	50+	
Cundiff	Bal.	0/0	5/5	4/7	3/3	0/2
Hauschka	0/0	1/1	5/7	3/5	0/0	
RAVENS	0/0	6/6	9/14	6/8	0/2	
Opponents	0/0	12/12	9/11	2/3	1/1	

Cundiff: (games 10-16) (46G, 44G, 38G, 36G, 30N, 20G) (24G, 56N, 29G) () (38G, 25G) (30N, 40G) (27G, 35G) (37N, 51N)
Hauschka: (games 1-9) (44G, 41N) (33G) (36G, 33G) () (29G, 44N) (43G, 35G, 31G) (38N) (36N, 44G)
Opponents: (53G) (29G, 22G, 23G, 25G) (29G) (32G, 33G) (32B, 32G) (40G, 22G, 29G, 31G) () (23G) () (25G) (44G) (28G, 38N, 32G) (45N, 22G) () (26G, 39G, 38G) (37G, 39G)

PASSING	ATT	COMP	YARDS	COMP%	YDS/ATT	TD	TD%	INT	INT%	LG	SACK/LOST	RATING
Flacco	499	315	3613	63.1%	7.2	21	4.2%	12	2.4%	72t	36/218	88.9
T. Smith	9	5	24	55.6%	2.7	0	0.0%	1	11.1%	9	0/0	21.3
Clayton	1	1	0	100.0%	0.0	0	0.0%	0	0.0%	0	0/0	79.2
Rice	1	0	0	0.0%	0.0	0	0.0%	0	0.0%	----	0/0	39.6
RAVENS	510	321	3637	62.9%	7.1	21	4.1%	13	2.5%	72t	36/218	87.4
Opponents	524	306	3506	58.4%	6.7	17	3.2%	22	4.2%	81t	32/190	71.9

2009 STATISTICS

DEFENSIVE

PLAYER	FROM COACHES VIDEO									
	TT	SOLO	AS	SACKS	LOST	INT	YDS	PD	FF	FR
Lewis, Ray	164	100	64	3	16	0	9	6	3	1
Landry, Dawan	82	74	8	0	0	4	89	11	0	0
Johnson, Jarret	70	49	21	6	45	2	8	4	1	0
Gregg, Kelly	64	40	24	3	3	0	0	0	0	0
Foxworth, Dominique	62	51	11	0	0	4	34	21	0	1
Suggs, Terrell	58	41	17	4.5	33	0	0	5	1	1
Ellerbe, Dannel	55	37	18	0	0	1	28	4	0	1
Reed, Ed	54	50	4	0	0	3	111	6	3	1
Gooden, Tavares	52	29	23	0	0	0	0	2	0	0
Edwards, Dwan	50	30	20	1	2	0	0	1	0	2
Ngata, Haloti	41	23	18	1.5	13	0	0	0	1	1
Washington, Fabian	41	33	8	0	0	0	0	8	0	0
Carr, Chris	39	31	8	1.5	13.5	2	24	9	2	0
Bannan, Justin	37	23	14	0	0	0	0	0	0	0
Pryce, Trevor	37	23	14	6.5	40.5	0	0	0	1	0
Webb, Lardarius	36	25	11	1	4	0	0	6	0	0
McClain, Jameel	29	17	12	0	0	0	0	0	0	0
Ayanbadejo, Brendon	22	14	8	1	5	1	0	1	0	0
Zbikowski, Tom	16	15	1	0	0	2	13	4	0	0
Walker, Frank	14	8	6	0	0	1	0	4	0	1
Kruger, Paul	12	4	8	0	0	1	26	4	0	0
Barnes, Antwan	7	6	1	3	15	1	4	1	1	0
McKinney, Brandon	3	1	2	0	0	0	0	0	0	0
Burgess, Prescott	2	0	2	0	0	0	0	0	0	0
Nakamura, Haruki	1	1	0	0	0	0	0	0	0	0
Talavou, Kelly	1	1	0	0	0	0	0	0	0	0
Williams, Cary	1	1	0	0	0	0	0	0	0	0
Ivy, Corey	0	0	0	0	0	0	0	1	0	0
Totals	1050	727	323	32	190	22	346	98	13	9

SPECIAL TEAMS

PLAYER	FROM COACHES VIDEO					
	TT	SOLO	AS	FF	FR	BK
Burgess, Prescott	34	18	16	0	0	0
McClain, Jameel	33	16	17	1	0	0
Zbikowski, Tom	28	19	9	0	0	0
Jones, Edgar	19	12	7	0	0	0
Lawrence, Matt	16	7	9	1	0	0
Gooden, Tavares	13	8	5	0	0	0
Webb, Lardarius	11	6	5	0	0	0
Carr, Chris	10	7	3	0	0	0
Landry, Dawan	10	9	1	0	0	0
Tyree, David	10	9	1	0	0	0
Ellerbe, Dannel	8	8	0	0	0	0
Barnes, Antwan	7	5	2	0	0	0
Nakamura, Haruki	7	4	3	1	0	0
Parmele, Jalen	7	5	2	0	1	0
Ayanbadejo, Brendon	6	6	0	0	0	0
Williams, Cary	5	4	1	2	0	0
Katula, Matt	4	2	2	0	0	0
Walker, Frank	3	3	0	0	0	0
Gerard, K.J.	2	2	0	0	0	0
Hauschka, Steve	2	2	0	0	0	0
Harper, Justin	1	0	1	0	0	0
McClain, LeRon	1	1	0	0	0	0
Paschal, Marcus	1	0	1	0	0	0
Washington, Kelley	1	1	0	0	0	0
Gregg, Kelly	0	0	0	0	0	1
Totals	241	155	86	5	1	2

TOP THREE

SOLO	SACKS	FF	FR	PD
100 Ray Lewis	6.5 Trevor Pryce	3 Ray Lewis	2 Dwan Edwards	21 Dominique Foxworth
74 Dawan Landry	6 Jarret Johnson	Ed Reed	1 7 Players	11 Dawan Landry
51 Dominique Foxworth	4.5 Terrell Suggs	2 Chris Carr		9 Chris Carr

USUAL STARTERS

OFFENSE		DEFENSE	
WR 89 Mark Clayton	DT 92 Haloti Ngata	LT 71 Jared Gaither	NT 97 Kelly Gregg
LG 66 Ben Grubbs	DE 93 Dwan Edwards	C 77 Matt Birk	SLB 95 Jarret Johnson
RG 73 Marshal Yanda	MIKE 52 Ray Lewis	RT 74 Michael Oher	JACK 56 Tavares Gooden
TE 86 Todd Heap	RLB 55 Terrell Suggs	QB 5 Joe Flacco	RCB 24 Dominique Foxworth
WR 85 Derrick Mason	LCB 31 Fabian Washington	RB 27 Ray Rice	SS 26 Dawan Landry
FB 33 LeRon McClain	FS 20 Ed Reed		

COACHES

John Harbaugh, Head Coach; **Jerry Rosburg**, Asst. Head Coach/
Special Teams Coordinator; **Cam Cameron**, Offensive Coordinator;
Greg Mattison, Defensive Coordinator; **Roy Anderson**, Defensive
Asst.; **Clarence Brooks**, Defensive Line; **Jason Brooks**, Asst. to the
Offense; **Mark Carrier**, Defensive Backs; **John Dunn**, Asst. Strength
and Conditioning; **Vic Fangio**, Linebackers; **Wade Harman**, Tight Ends;
Jim Hostler, Wide Receivers; **Hue Jackson**, Quarterbacks; **Marwan
Maalouf**, Asst. Special Teams; **John Matsko**, Offensive Line; **Andy
Moeller**, Asst. Offensive Line; **Wilbert Montgomery**, Running Backs;
Chuck Pagano, Secondary; **Bob Rogucki**, Strength and Conditioning;
Craig Ver Steeg, Offensive Asst.; **Matt Weiss**, Head Coach's Asst.

RAVENS HONOR ROLL

AP All-Pro: LB Ray Lewis (1st Team), FB LeRon McClain (2nd Team), DT Haloti Ngata (2nd Team), S Ed Reed (2nd Team), RB Ray Rice (2nd Team)
Pro Bowl: LB Ray Lewis (starter), FB LeRon McClain (starter), DT Haloti Ngata (starter), S Ed Reed (starter), RB Ray Rice
Pro Bowl Alternate: G Ben Grubbs (first)
Pro Football Weekly/PFWA's All-NFL Team: DT Haloti Ngata; T Michael Oher (Rookie)
USA Today's All-Joe Team: QB Joe Flacco, T Michael Oher
NFL Players of the Week/Month: LB Brendon Ayanbadejo (Week 3) - Defense, CB Dominique Foxworth (Week 15) - Defense,
RB Willis McGahee (Week 17) - Offense, T Michael Oher (Rookie, December)
Ed Block Courage Award: S Dawan Landry
Ravens Roost Unsung Hero: C Matt Birk
Ravens Roost Extra Effort: CB Dominique Foxworth
Ravens Nest Player of the Year: DT Haloti Ngata

SEASON TRENDS

	Reg.	Post.		Reg.	Post.
Record	9-7	1-1	When Scoring First	8-1	1-0
vs. AFC North	3-3	0-0	When Not Scoring First	1-6	0-1
vs. AFC	7-5	1-1	Positive or even Turnover Ratio	7-3	1-0
vs. NFC	2-2	0-0	Negative Turnover Ratio	2-4	0-1
Home	6-2	0-0	Winning Penalty Ratio	1-1	1-0
Away	3-5	1-1	Losing Penalty Ratio	7-6	0-1
On Grass	3-2	0-0	Overtime	1-0	0-0
Artificial Turf	6-5	1-1	With a 100-Yard Rusher	3-2	1-0
Outdoors	9-6	1-0	With a 100-Yard Receiver	2-2	0-0
Indoors	0-1	0-1	Without a 100-yard Rusher	6-5	0-1
Leading at Halftime	8-1	1-0	Without a 100-yard Receiver	7-5	1-1
Trailing at Halftime	0-6	0-1	When Allowing a 100-Yard Rusher	0-3	0-0
Tied at Halftime	1-0	0-0	When Not Allowing a 100-Yard Rusher	9-4	1-1
Tied After 3 Quarters	0-1	0-0	When Allowing a 100-Yard Receiver	1-2	0-0
Leading After 3 Quarters	9-0	1-0	When Not Allowing a 100-Yard Receiver	8-5	1-1
Trailing After 3 Quarters	0-6	0-1	With a 300-Yard Passer	2-1	0-0
Decided by 7 Points or less	2-5	0-0	Without a 300-Yard Passer	7-6	1-1
Decided by 3 Points or less	1-4	0-0	When Allowing a 300-Yard Passer	1-0	0-0
			When Not Allowing a 300-Yard Passer	8-7	1-1

2009 POSTSEASON STATISTICS

RESULTS AND ATTENDANCE

WON 1, LOST 1

01/10	W	33-14	at New England	68,756
01/16	L	3-20	at Indianapolis	67,535

TEAM STATISTICS

	RAVENS	OPPONENT
TOTAL FIRST DOWNS	28	37
Rushing	15	7
Passing	13	25
Penalty	0	5
3rd Down: Made/Att	15/29	9/27
3rd Down Pct.	51.7	33.3
4th Down: Made/Att	0/2	2/3
4th Down Pct.	0.0	66.7
POSSESSION AVG.	29:12	30:49
TOTAL NET YARDS	538	471
Avg. Per Game	269.0	235.5
Total Plays	117	134
Avg. Per Play	4.6	3.5
NET YARDS RUSHING	321	106
Avg. Per Game	160.5	53.0
Total Rushes	71	43
NET YARDS PASSING	217	365
Avg. Per Game	108.5	182.5
Sacked/Yards Lost	1/6	5/35
Gross Yards	223	400
Att./Completions	45/24	86/53
Completion Pct.	53.3	61.6
Had Intercepted	3	4
PUNTS/AVERAGE	9/41.6	11/42.7
NET PUNTING AVG.	9/35.2	11/37.8
PENALTIES/YARDS	10/79	9/66
FUMBLES/BALL LOST	4/3	1/1
TOUCHDOWNS	4	4
Rushing	4	0
Passing	0	4
Returns	0	0

SCORE BY PERIODS	1	2	3	4	OT	PTS
RAVENS	27	0	3	6	0	36
OPPONENTS	3	21	7	3	0	34

SCORING	TD	RU	PA	RT	K/PAT	FG	S	PTS
Cundiff	0	0	0	0	3/3	3/3	0	12
Rice	2	2	0	0			0	12
L. McClain	1	1	0	0			0	6
McGahee	1	1	0	0			0	6
RAVENS	4	4	0	0	3/3	3/3	0	36
Opponents	4	0	4	0	4/4	2/3	0	34

2-PT. CONVERSIONS: RAVENS 0-1, Opponents 0-0

SACKS: Edwards 1, Johnson 1, Lewis 1, Ngata 1, Suggs 1, **RAVENS 5, Opponents 1**

FUM/LOST: Heap 1/0, Reed 1/1, Rice 1/1, Zbikowski 1/1

PASSING	ATT	COMP	YARDS	COMP%	YDS/ATT
Flacco	45	24	223	53.3	4.96
RAVENS	45	24	223	53.3	4.96
Opponents	86	53	400	61.6	4.65

RUSHING

	NO	YDS	AVG	LG	TD
Rice	35	226	6.5	83t	2
McGahee	22	69	3.1	12	1
L. McClain	6	11	1.8	4	1
Clayton	1	8	8.0	8	0
Flacco	7	7	1.0	7	0
RAVENS	71	321	4.5	83t	4
Opponents	43	106	2.5	13	0

RECEIVING

	NO	YDS	AVG	LG	TD
Rice	9	60	6.7	26	0
Mason	5	72	14.4	27	0
Heap	4	35	8.8	11	0
McGahee	2	20	10.0	13	0
Clayton	1	17	17.0	17	0
D. Williams	1	12	12.0	12	0
K. Washington	1	11	11.0	11	0
L. McClain	1	-4	-4.0	-4	0
RAVENS	24	223	9.3	27	0
Opponents	53	400	7.5	24	4

INTERCEPTIONS

	NO	YDS	AVG	LG	TD
Reed	2	63	31.5	38	0
Landry	1	67	67.0	42	0
Carr	1	3	3.0	3	0
RAVENS	4	133	33.3	50	0
Opponents	3	0	0.0	0	0

PUNTING	NO	YDS	AVG	NET	TB	IN	LG	BLK
Koch	9	374	41.6	35.2	0	3	59	0
RAVENS	9	374	41.6	35.2	0	3	59	0
Opponents	11	470	42.7	37.8	1	3	56	0

PUNT RETURNS	RET	FC	YDS	AVG	LG	TD
Carr	3	3	34	11.3	34	0
Zbikowski	1	0	0	0.0	0	0
RAVENS	4	3	34	8.5	34	0
Opponents	5	2	57	11.4	28	0

KICKOFF RETURNS	NO	YDS	AVG	LG	TD
Parmele	5	97	19.4	26	0
L. McClain	1	9	9.0	9	0
Zbikowski	1	30	30.0	30	0
RAVENS	7	136	19.4	30	0
Opponents	7	132	18.9	42	0

FIELD GOALS	1-19	20-29	30-39	40-49	50+
Cundiff	0/0	3/3	0/0	0/0	0/0
RAVENS	0/0	3/3	0/0	0/0	0/0
Opponents	0/0	0/0	1/1	1/2	0/0

Cundiff: (27G,23G)(25G)
RAVENS: (27G,23G)(25G)
Opponents: (44N)(44G,33G)

	TD	TD%	INT	INT%	LG	SACK/LOST	RATING
Flacco	0	0.0	3	6.7	27	1/6	39.4
RAVENS	0	0.0	3	6.7	27	1/6	39.4
Opponents	4	4.7	4	4.7	24	5/35	68.9

DEFENSIVE

FROM COACHES VIDEO

PLAYER	TT	SOLO	AS	YDS		RET.		PD	FF	FR
				LOST	INT	YDS	PD			
Lewis, Ray	21	10	11	1	7	0	0	1	0	0
Foxworth, Domonique	17	16	1	0	0	0	0	1	0	0
Ellerbe, Dannell	16	15	1	0	0	0	0	0	0	0
Carr, Chris	10	9	1	0	0	1	3	1	0	0
Suggs, Terrell	10	7	3	1	9	0	0	0	1	1
Edwards, Dwan	9	7	2	1	6	0	0	0	0	0
Johnson, Jarret	8	7	1	1	4	0	0	0	0	0
Landry, Dawan	7	4	3	0	0	1	67*	2	0	0
Ngata, Haloti	7	4	3	1	9	0	0	0	0	0
Walker, Frank	7	6	1	0	0	0	0	1	0	0
Reed, Ed	6	3	3	0	0	2	63	3	0	0
Gregg, Kelly	3	3	0	0	0	0	0	0	0	0
Zbikowski, Tom	2	2	0	0	0	0	0	0	0	0
Bannan, Justin	1	1	0	0	0	0	0	0	0	0
Ivy, Corey	1	1	0	0	0	0	0	0	0	0
Totals	125	95	30	5	35	4	66	9	1	1

*Dawan Landry had an INT at NE (1/10/10) and returned it 42 yards. He also took a lateral from Ed Reed after an INT, which Landry returned an additional 25 yards.

SPECIAL TEAMS

FROM COACHES VIDEO

PLAYER	TT	SOLO	AS	FF	FR	BK
Landry, Dawan	3	2	1	0	0	0
Gooden, Tavares	2	2	0	0	0	0
Katula, Matt	2	2	0	0	0	0
Tyree, David	2	1	1	0	0	0
Foxworth, Domonique	1	1	0	0	0	0
Jones, Edgar	1	1	0	0	0	0
Parmele, Jalen	1	1	0	0	0	0
Walker, Frank	1	1	0	0	0	0
Zbikowski, Tom	1	1	0	0	0	0
Totals	14	12	2	0	0	0

2010 STATISTICS

RESULTS AND ATTENDANCE

WON 12, LOST 4

WILD CARD/DIVISIONAL GAME

09/13	W	10-9	at New York Jets	78,127
09/19	L	10-15	at Cincinnati	64,071
09/26	W	24-17	Cleveland	71,119
10/03	W	17-14	at Pittsburgh	64,729
10/10	W	31-17	Denver	71,246
10/17	L	20-23 OT	at New England	68,756
10/24	W	37-34 OT	Buffalo	71,220
11/07	W	26-10	Miami	71,305
11/11	L	21-26	at Atlanta	68,474
11/21	W	37-13	at Carolina	73,021
11/28	W	17-10	Tampa Bay	70,989
12/05	L	10-13	Pittsburgh	71,418
12/13	W	34-28 OT	at Houston	71,113
12/19	W	30-24	New Orleans	71,432
12/26	W	20-10	at Cleveland	65,028
01/02	W	13-7	Cincinnati	71,008

TEAM STATISTICS

TOTAL FIRST DOWNS

	RAVENS	OPPONENT
Rushing	97	79
Passing	175	187
Penalty	31	18
3rd Down: Made/Att	82/210	87/229
3rd Down Pct.	39.0	38.0
4th Down: Made/Att	4/10	6/12
4th Down Pct.	40.0	50.0
POSESSION AVG.	30:42	29:18
TOTAL NET YARDS	5166	5102
Avg. Per Game	322.9	318.9
Total Plays	1018	1007
Avg. Per Play	5.1	5.1
NET YARDS RUSHING	1831	1503
Avg. Per Game	114.4	93.9
Total Rushes	487	384
NET YARDS PASSING	3335	3599
Avg. Per Game	208.4	224.9
Sacked/Yards Lost	40/294	27/190
Gross Yards	3629	3789
Att./Completions	491/308	596/349
Completion Pct.	62.7	58.6
Had Intercepted	10	19
PUNTS/AVERAGE	81/43.6	89/43.5
NET PUNTING AVG.	81/39.2	89/39.1
PENALTIES/YARDS	90/673	117/984
FUMBLES/BALL LOST	22/10	24/8
TOUCHDOWNS	40	27
Rushing	11	5
Passing	25	22
Returns	4	0

SCORE BY PERIODS

	1	2	3	4	OT	PTS
RAVENS	61	132	75	80	9	357
Opponents	51	73	24	119	3	270

SCORING

	TD	RU	PA	RT	K/PAT	FG	S	PTS
Cundiff	0	0	0	0	39/39	26/29	0	117
Boldin	7	0	7	0	0	0	0	42
Mason	7	0	7	0	0	0	0	42
McGahee	6	5	1	0	0	0	0	36
Rice	6	5	1	0	0	0	0	36
Heap	5	0	5	0	0	0	0	30
Houshmandzadeh	3	0	3	0	0	0	0	18
Dickson	1	0	1	0	0	0	0	6
Flacco	1	1	0	0	0	0	0	6
Landry	1	0	0	1	0	0	0	6
Lewis	1	0	0	1	0	0	0	6
D. Reed	1	0	0	1	0	0	0	6
Wilson	1	0	0	1	0	0	0	6
RAVENS	40	11	25	4	39/39	26/29	0	357
Opponents	27	5	22	0	25/25	27/32	0	270

2-PT. CONVERSIONS: RAVENS 0-0, Opponents 1-2

SACKS: Suggs 11, Ngata 5.5, Redding 3, Lewis 2, Johnson 1.5, Ellerbe 1, Kruger 1, Landry 1, J. McClain 1, **RAVENS 27, Opponents 40**

FUM/LOST: Flacco 9/4, McGahee 2/2, E. Reed 2/0, Webb 2/1, Boldin 1/1, Heap 1/0, Houshmandzadeh 1/0, Koch 1/0, Parmele 1/0, Stallworth 1/1, Wilson 1/1

PASSING

	ATT	COMP	YARDS	COMP%	YDS/ATT
Flacco	489	306	3622	62.6	7.41
Boldin	1	1	-6	100.0	-6.00
Koch	1	1	13	100.0	13.00
RAVENS	491	308	3629	62.7	7.39
Opponents	596	349	3789	58.6	6.36

RUSHING

	NO	YDS	AVG	LG	TD
Rice	307	1220	4.0	50	5
McGahee	100	380	3.8	30t	5
L. McClain	28	85	3.0	16	0
Flacco	43	84	2.0	14	1
Stallworth	5	45	9.0	19	0
D. Reed	1	15	15.0	15	0
Boldin	2	2	1.0	3	0
Koch	1	0	0.0	0	0
RAVENS	487	1831	3.8	50	11
Opponents	384	1503	3.9	48	5

RECEIVING

	NO	YDS	AVG	LG	TD
Boldin	64	837	13.1	61	7
Rice	63	556	8.8	34	1
Mason	61	802	13.1	42	7
Heap	40	599	15.0	65t	5
Houshmandzadeh	30	398	13.3	56t	3
L. McClain	21	134	6.4	19	0
McGahee	14	55	3.9	32t	1
Dickson	11	152	13.8	58	1
Stallworth	2	82	41.0	67	0
Williams	1	13	13.0	13	0
Pitta	1	1	1.0	1	0
RAVENS	308	3629	11.8	67	25
Opponents	349	3789	10.9	88t	22

INTERCEPTIONS

	NO	YDS	AVG	LG	TD
E. Reed	8	183	22.9	44	0
Wilson	3	12	4.0	12t	1
Webb	2	32	16.0	32	0
Lewis	2	26	13.0	24t	1
Carr	2	13	6.5	12	0
Hamlin	1	0	0.0	0	0
Redding	1	0	0.0	0	0
Landry	0	23	---	23t	1
RAVENS	19	289	15.2	44	3
Opponents	10	191	19.1	66	0

PUNTING

	NO	YDS	AVG	NET	TB	IN	LG	BLK
Koch	81	3530	43.6	39.2	4	39	60	0
RAVENS	81	3530	43.6	39.2	4	39	60	0
Opponents	89	3875	43.5	39.1	4	26	65	0

PUNT RETURNS

	RET	FC	YDS	AVG	LG	TD
Webb	21	12	199	9.5	35	0
Zbikowski	16	8	101	6.3	20	0
Carr	3	0	8	2.7	10	0
E. Reed	3	6	11	3.7	9	0
RAVENS	43	26	319	7.4	35	0
Opponents	34	22	275	8.1	32	0

KICKOFF RETURNS

	NO	YDS	AVG	LG	TD
Parmele	24	562	23.4	39	0
D. Reed	21	616	29.3	103t	1
Wilson	6	117	19.5	26	0
Zbikowski	3	48	16.0	20	0
Carr	1	14	14.0	14	0
Nakamura	0	0	---	---	0
RAVENS	55	1357	24.7	103t	1
Opponents	38	987	26.0	64	0

FIELD GOALS

	1-19	20-29	30-39	40-49	50+
Cundiff	0/0	11/11	8/9	7/8	0/1
RAVENS	0/0	11/11	8/9	7/8	0/1
Opponents	2/2	8/9	8/8	7/10	2/3

Cundiff: (25G) (38G) (51N, 49G) (46N, 33G) (37G) (26G, 25G) (41G, 48G, 38G) (26G, 39G, 37N, 20G, 24G) () (22G, 33G, 49G) (45G) (24G) () (33G, 32G, 27G) (27G, 40G) (25G, 47G)
Opponents: (23G, 28G, 48G) (36G, 30G, 46G, 38G, 25G) (38G) (49N, 45N) (38G) (38G, 24G, 35G) (21G, 50G) (19G, 46N) (28G, 51G) (45G, 40G) (22G) (45G, 19G) (52N, 24G, 42G) (47G) (30G) (29N)

2010 STATISTICS

DEFENSIVE

PLAYER	FROM COACHES VIDEO									
	TT	SOLO	AS	SACKS	LOST	INT	YDS	PD	FF	FR
Lewis, Ray	145	103	42	2	8	2	26	4	2	3
Landry, Dawan	111	83	28	1	10	0	23	3	1	1
McClain, Jameel	91	58	33	1	3	0	0	2	0	1
Johnson, Jarret	77	50	27	1.5	10	0	0	2	2	0
Carr, Chris	67	56	11	0	0	2	13	8	3	0
Ngata, Haloti	65	48	17	5.5	43	0	0	5	0	1
Webb, Lardarius	60	56	4	0	0	2	32	11	0	1
Suggs, Terrell	58	38	20	11	73	0	0	2	2	0
Gregg, Kelly	39	22	17	0	0	0	0	0	0	0
Reed, Ed	39	29	10	0	0	8	183	16	1	0
Redding, Cory	38	29	9	3	21	1	0	4	0	0
Wilson, Josh	36	35	1	0	0	3	12	15	0	0
Washington, Fabian	31	27	4	0	0	0	0	8	0	0
Ellerbe, Dannell	29	22	7	1	13	0	0	1	0	0
Nakamura, Haruki	16	12	4	0	0	0	0	1	0	0
Zbikowski, Tom	16	11	5	0	0	0	0	1	0	0
Gooden, Tavares	14	11	3	0	0	0	0	0	0	0
Cody, Terrence	13	5	8	0	0	0	0	0	0	0
McKinney, Brandon	9	5	4	0	0	0	0	0	0	0
Hamlin, Ken	3	2	1	0	0	1	0	1	0	0
Ayanbadejo, Brendon	2	2	0	0	0	0	0	0	1	0
Burgess, Prescott	2	0	2	0	0	0	0	0	0	0
Pryce, Trevor	1	0	1	0	0	0	0	0	0	0
Kruger, Paul	1	1	0	1	9	0	0	2	0	0
Totals	963	705	258	27	190	19	289	86	12	7

SPECIAL TEAMS

PLAYER	FROM COACHES VIDEO					
	TT	SOLO	AS	FF	FR	BK
Burgess, Prescott	15	13	2	0	0	0
Nakamura, Haruki	13	13	0	0	0	0
Parmele, Jalen	12	10	2	1	0	0
Reed, David	11	10	1	1	0	0
Ellerbe, Dannell	6	3	3	0	0	0
McClain, Jameel	6	3	3	0	0	0
Phillips, Jason	6	4	2	1	0	0
Williams, Cary	6	6	0	0	0	0
Landry, Dawan	5	3	2	0	0	0
Smith, Marcus	5	4	1	0	0	0
Ayanbadejo, Brendon	4	2	2	0	0	0
Dickson, Ed	3	3	0	0	0	0
Gooden, Tavares	3	2	1	0	0	0
Cox, Morgan	2	1	1	0	0	0
Cundiff, Billy	2	2	0	0	0	0
Jones, Edgar	2	2	0	1	0	0
Wilson, Josh	2	2	0	0	1	0
Hamlin, Ken	1	0	1	0	1	0
Koch, Sam	1	1	0	0	0	0
Pitta, Dennis	1	1	0	0	0	0
Stallworth, Donte	1	1	0	0	0	0
Washington, Fabian	1	1	0	0	0	0
Totals	108	87	21	4	2	0

USUAL STARTERS

OFFENSE		DEFENSE	
WR 85	Derrick Mason	DT 92	Haloti Ngata
LT 74	Michael Oher	NT 97	Kelly Gregg
LG 66	Ben Grubbs	DE 93	Cory Redding
C 77	Matt Birk	SAM 95	Jarret Johnson
RG 65	Chris Chester	MIKE 52	Ray Lewis
RT 73	Marshal Yanda	WILL 53	Jameel McClain
TE 86	Todd Heap	RUSH 55	Terrell Suggs
WR 81	Anquan Boldin	LCB 25	Chris Carr
QB 5	Joe Flacco	RCB 37	Josh Wilson
RB 27	Ray Rice	SS 26	Dawan Landry
FB 33	Le'Ron McClain	FS 20	Ed Reed

COACHES

John Harbaugh, Head Coach; **Jerry Rosburg**, Asst. Head Coach/Special Teams Coordinator; **Cam Cameron**, Offensive Coordinator; **Greg Mattison**, Defensive Coordinator; **Roy Anderson**, Defensive Asst./Secondary; **Clarence Brooks**, Defensive Line; **Jason Brooks**, Asst. to the Offense; **John Dunn**, Asst. Strength and Conditioning; **Wade Harman**, Tight Ends; **Jim Hostler**, Wide Receivers; **Marwan Maalouf**, Asst. Special Teams; **John Matsko**, Offensive Line; **Andy Moeller**, Asst. Offensive Line; **Ted Monachino**, Outside Linebackers; **Wilbert Montgomery**, Running Backs; **Chuck Pagano**, Secondary; **Dean Pees**, Linebackers; **Bob Rogucki**, Strength and Conditioning; **Al Saunders**, Senior Offensive Asst.; **Craig Ver Steeg**, Offensive Asst.; **Matt Weiss**, Head Coach's Asst.; **Jim Zorn**, Quarterbacks

RAVENS HONOR ROLL

AP All-Pro:
 LB Ray Lewis (1st Team), FB Le'Ron McClain (2nd Team)
 DT Haloti Ngata (2nd Team), S Ed Reed (2nd Team)
 RB Ray Rice (2nd Team)

Pro Bowl:
 K Billy Cundiff (starter), LB Ray Lewis (starter), DT Haloti Ngata (starter), S Ed Reed (starter), LB Terrell Suggs

Pro Bowl Alternate:
 G Ben Grubbs (first), P Sam Koch (first)

Pro Football Weekly/PFWA's All-NFL Team:
 K Billy Cundiff, DT Haloti Ngata, S Ed Reed

Pro Football Weekly Golden Toe: K Billy Cundiff

USA Today's All-Joe Team: DE Cory Redding

NFL Players of the Week:
 WR Anquan Boldin (Week 4) - Offense
 DT Haloti Ngata (Week 9) - Defense
 WR/RS David Reed (Week 14) - Special Teams
 RB Ray Rice (Week 15) - Offense
 S Ed Reed (Week 16) - Defense

NFL Players of the Month:
 S Ed Reed (Defense, December)
 LB Terrell Suggs (Defense, November)

Ed Block Courage Award: WR Donte' Stallworth

Ravens Roost Unsung Hero: K Billy Cundiff

Ravens Roost Extra Effort: LB Terrell Suggs

SEASON TRENDS

	Reg.	Post.		Reg.	Post.
Record	12-4	1-1	When Scoring First	7-2	1-0
vs. AFC North	4-2	0-1	When Not Scoring First	5-2	0-1
vs. AFC	9-3	1-1	Positive or even Turnover Ratio	91-21	1-0
vs. NFC	3-1	0-0	Negative Turnover Ratio	3-2	0-1
Home	7-1	0-0	Winning Penalty Ratio	18-2	1-1
Away	5-3	1-1	Losing Penalty Ratio	3-1	0-0
On Grass	4-0	1-1	Overtime	2-1	0-0
Artificial Turf	8-4	0-0	With a 100-Yard Rusher	2-0	0-0
Outdoors	11-3	1-1	With a 100-Yard Receiver	2-2	1-0
Indoors	1-1	0-0	Without a 100-yard Rusher	10-4	1-1
Leading at Halftime	11-2	1-1	Without a 100-yard Receiver	10-2	0-1
Trailing at Halftime	1-2	0-0	When Allowing a 100-Yard Rusher	3-0	0-0
Tied at Halftime	0-0	0-0	When Not Allowing a 100-Yard Rusher	9-4	1-1
Tied After 3 Quarters	0-0	0-1	When Allowing a 100-Yard Receiver	4-1	0-0
Leading After 3 Quarters	12-2	1-0	When Not Allowing a 100-Yard Receiver	8-3	1-1
Trailing After 3 Quarters	0-2	0-0	With a 300-Yard Passer	1-0	0-0
Decided by 7 Points or less	8-4	0-1	Without a 300-Yard Passer	11-4	1-1
Decided by 3 Points or less	3-2	0-0	When Allowing a 300-Yard Passer	4-1	0-0
			When Not Allowing a 300-Yard Passer	8-3	1-1

2010 POSTSEASON STATISTICS

RESULTS AND ATTENDANCE

WON 1, LOST 1

01/09	W	30-7	at Kansas City	72,190
01/15	L	24-31	at Pittsburgh	64,879

TEAM STATISTICS

	RAVENS	OPPONENT
TOTAL FIRST DOWNS	28	37
Rushing	6	13
Passing	27	13
Penalty	5	3
3rd Down: Made/Att	14/29	8/22
3rd Down Pct.	48.3	36.4
4th Down: Made/Att	1/2	1/3
4th Down Pct.	50.0	33.3
POSSESSION AVG.	33:38	26:22
TOTAL NET YARDS	516	424
Avg. Per Game	258.0	212.0
Total Plays	131	109
Avg. Per Play	3.9	3.9
NET YARDS RUSHING	177	179
Avg. Per Game	88.5	89.5
Total Rushes	58	50
NET YARDS PASSING	339	245
Avg. Per Game	169.5	122.5
Sacked/Yards Lost	9/51	9/51
Gross Yards	390	296
Att./Completions	64/41	50/28
Completion Pct.	64.1	56.0
Had Intercepted	1	3
PUNTS/AVERAGE	6/46.2	7/49.6
NET PUNTING AVG.	6/39.2	7/35.7
PENALTIES/YARDS	8/94	14/133
FUMBLES/BALL LOST	5/4	4/4
TOUCHDOWNS	6	5
Rushing	2	3
Passing	3	2
Returns	1	0

SCORE BY PERIODS	1	2	3	4	OT	PTS
RAVENS	7	14	13	10	0	54
OPPONENTS	14	0	14	10	0	38

SCORING	TD	RU	PA	RT	K/PAT	FG	S	PTS
Cundiff	0	0	0	0	6/6	4/4	0	18
Rice	2	1	1	0			0	12
Boldin	1	0	1	0			0	6
Heap	1	0	1	0			0	6
McGahee	1	1	0	0			0	6
Redding	1	0	0	1			0	6
RAVENS	6	2	3	1	6/6	4/4	0	54
OPPONENTS	5	3	2	0	5/5	1/2	0	38

2-PT. CONVERSIONS: RAVENS 0-1, Opponents 0-0

SACKS: Suggs 5, Lewis 1, Nakamura 1, Kruger 0.5, Landry 0.5, Ngata 0.5, Redding 0.5, **RAVENS 9, OPPONENTS 9**

FUM/LOST: Flacco 3/2, Nakamura 1/1, Rice 1/1

PASSING	ATT	COMP	YARDS	COMP%	YDS/ATT
Flacco	64	41	390	64.1	6.09
RAVENS	64	41	390	64.1	6.09
OPPONENTS	50	28	296	56.0	5.92

RUSHING

	NO	YDS	AVG	LG	TD
Rice	29	89	3.1	14t	1
McGahee	14	48	3.4	25t	1
Flacco	9	25	2.8	13	0
Parmele	4	13	3.3	6	0
L. McClain	1	1	1.0	1	0
Stallworth	1	1	1.0	1	0
RAVENS	58	177	3.1	25t	2
OPPONENTS	50	179	3.6	41t	3

RECEIVING

	NO	YDS	AVG	LG	TD
Heap	13	151	11.6	21	1
Rice	12	74	6.2	11	1
Boldin	6	62	10.3	27	1
Houshmandzadeh	4	66	16.5	28	0
McGahee	4	24	6.0	10	0
Mason	1	11	11.0	11	0
Dickson	1	2	2.0	2	0
RAVENS	41	390	9.5	28	3
OPPONENTS	28	296	10.6	58	2

INTERCEPTIONS

	NO	YDS	AVG	LG	TD
Landry	1	9	9.0	9	0
Nakamura	1	3	3.0	3	0
Wilson	1	0	0.0	0	0
RAVENS	3	12	4.0	9	0
OPPONENTS	1	17	17.0	17	0

PUNTING

	NO	YDS	AVG	NET	TB	IN	LG	BLK
Koch	6	277	46.2	39.2	1	4	61	0
RAVENS	6	277	46.2	39.2	1	4	61	0
Opponents	7	347	49.6	35.7	3	2	55	0

PUNT RETURNS

	RET	FC	YDS	AVG	LG	TD
Webb	2	1	37	18.5	36	0
RAVENS	2	1	37	18.5	36	0
Opponents	3	1	22	7.3	12	0

KICKOFF RETURNS

	NO	YDS	AVG	LG	TD
Parmele	3	65	21.7	29	0
L. McClain	2	22	11.0	12	0
Webb	2	59	29.5	38	0
RAVENS	7	146	20.9	38	0
Opponents	9	184	20.4	36	0

FIELD GOALS

	1-19	20-29	30-39	40-49	50+
Cundiff	1/1	3/3	0/0	0/0	0/0
RAVENS	1/1	3/3	0/0	0/0	0/0
OPPONENTS	0/0	0/0	1/1	0/1	0/0

Cundiff: (19G,29G,29G)(24G)

OPPONENTS: (0)(43N,35G)

	TD	TD%	INT	INT%	LG	SACK/LOST	RATING
Flacco	3	4.7	1	1.6	28	9/51	90.0
RAVENS	3	4.7	1	1.6	28	9/51	90.0
OPPONENTS	2	4.0	3	6.0	58	9/51	61.8

DEFENSIVE

FROM PRESS BOX STATS

PLAYER	TT	SOLO	AS	SACKS	YDS		RET.		FF	FR
					LOST	INT	YDS	PD		
Landry, Dawan	14	7	7	0.5	2	1	9	2	0	0
Lewis, Ray	13	9	4	1	10	0	0	0	1	0
Suggs, Terrell	10	9	1	5	25	0	0	0	1	0
McClain, Jameel	9	4	5	0	0	0	0	0	0	0
Carr, Chris	8	7	1	0	0	0	0	0	0	1
Ellerbe, Dannell	7	5	2	0	0	0	0	0	1	0
Reed, Ed	7	6	1	0	0	0	0	0	0	1
Webb, Lardarius	5	5	0	0	0	0	0	0	0	0
Gregg, Kelly	4	0	4	0	0	0	0	0	0	0
Johnson, Jarret	4	2	2	0	0	0	0	0	0	0
Ngata, Haloti	4	3	1	0.5	2	0	0	1	0	0
Wilson, Josh	4	4	0	0	0	1	0	3	0	0
McKinney, Brandon	3	2	1	0	0	0	0	1	0	1
Cody, Terrence	2	1	1	0	0	0	0	0	1	0
Nakamura, Haruki	2	2	0	1	3	1	3	1	0	0
Redding, Cory	2	0	2	0.5	4.5	0	0	0	0	1
Kruger, Paul	1	0	1	0.5	4.5	0	0	0	0	0
Totals	99	66	33	9	51	3	12	8	4	4

SPECIAL TEAMS

FROM PRESS BOX STATS

PLAYER	TT	SOLO	AS	FF	FR	BK
Burgess, Prescott	3	2	1	0	0	0
Ellerbe, Dannell	2	1	1	0	0	0
Gooden, Tavares	2	2	0	0	0	0
McClain, Jameel	2	2	0	0	0	0
Parmele, Jalen	2	1	1	0	0	0
Cundiff, Billy	1	1	0	0	0	0
Dickson, Ed	1	0	1	0	0	0
Landry, Dawan	1	1	0	0	0	0
Nakamura, Haruki	1	0	1	0	0	0
Smith, Marcus	1	0	1	0	0	0
Totals	20	11	9	0	0	0

2011 STATISTICS

DEFENSIVE STATISTICS

PLAYER	TT	SOLO	AS	YDS		INT	RET. YDS	PD	FF	FR
				SACKS	LOST					
Lewis, Ray	95	72	23	2	16	1	4	7	2	0
McClain, Jameel	81	47	34	1	4	1	8	5	0	2
Williams, Cary	77	61	16	0	0	0	0	18	2	0
Pollard, Bernard	75	55	20	2	14	1	0	13	3	1
Suggs, Terrell	70	50	20	14	91	2	9	6	7	0
Webb, Lardarius	68	55	13	1	5.5	5	81	20	1	0
Ngata, Haloti	65	37	28	5	21	0	0	5	2	3
Johnson, Jarret	56	40	16	2.5	20.5	0	0	3	1	1
Reed, Ed	52	44	8	1	4	3	25	8	1	0
Redding, Cory	43	29	14	4.5	25	0	0	2	0	1
Cody, Terrence	34	21	13	0	0	0	0	1	0	0
Ayanbadejo, Brendon	27	23	4	1.5	9	0	0	2	0	1
McPhee, Pernell	23	16	7	6	31	0	0	2	1	1
Carr, Chris	19	16	3	1	9	0	0	3	0	0
Jones, Arthur	18	12	6	0	0	0	0	0	0	0
Smith, Jimmy	18	18	0	0	0	2	48	8	0	0
Ellerbe, Dannell	17	13	4	0	0	0	0	0	0	0
Zbikowski, Tom	16	14	2	1	1	0	0	0	0	0
Kruger, Paul	15	12	3	5.5	39	0	0	2	0	2
McKinney, Brandon	14	8	6	0	0	0	0	0	1	0
McClellan, Albert	7	5	2	0	0	0	0	0	0	0
Brown, Chykie	3	3	0	0	0	0	0	1	0	0
Gorrer, Danny	3	3	0	0	0	0	0	4	0	0
Nakamura, Haruki	3	2	1	0	0	0	0	2	0	0
Foxworth, Domonique	2	1	1	0	0	0	0	0	0	0
Burgess, Prescott	1	0	1	0	0	0	0	0	0	0
Totals	902	657	245	48	290	15	175	112	21	12

SPECIAL TEAMS STATISTICS

PLAYER	TT	SOLO	AS	FF	FR	BK
McClellan, Albert	12	10	2	0	0	0
Ayanbadejo, Brendon	9	9	0	0	1	0
Nakamura, Haruki	9	8	1	0	0	0
Zbikowski, Tom	7	7	0	0	0	0
Reed, David	4	3	1	0	0	0
Williams, LaQuan	4	3	1	0	0	0
Wilson, Kris	4	4	0	0	0	0
Jones, Edgar	3	3	0	0	0	0
Burgess, Prescott	2	2	0	0	0	0
Cook, Emanuel	2	2	0	0	0	0
Gorrer, Danny	2	2	0	0	0	0
McClain, Jameel	2	2	0	0	0	0
Pitta, Dennis	2	1	1	0	0	0
Smith, Jimmy	2	2	0	0	0	0
Williams, Chavis	2	1	1	0	0	0
Brown, Chykie	1	1	0	0	0	0
Ellerbe, Dannell	1	1	0	0	0	0
Jones, Arthur	1	1	0	0	0	0
Koch, Sam	1	1	0	0	0	0
McCann, Bryan	1	0	1	0	0	0
Totals	71	63	8	0	1	0

Defensive and special teams statistics reflect press box stats.

USUAL STARTING LINEUPS

OFFENSE		DEFENSE	
WR 81	Anquan Boldin	DT 92	Haloti Ngata
LT 78	Bryant McKinnie	NT 62	Terrence Cody
LG 66	Ben Grubbs	DE 93	Cory Redding
C 77	Matt Birk	SAM 95	Jarret Johnson
RG 73	Marshal Yanda	MIKE 52	Ray Lewis
RT 74	Michael Oher	WILL 53	Jameel McClain
TE 84	Ed Dickson	RUSH 55	Terrell Suggs
WR 82	Torrey Smith	LCB 21	Lardarius Webb
QB 5	Joe Flacco	RCB 29	Cary Williams
RB 27	Ray Rice	SS 31	Bernard Pollard
FB 44	Vonta Leach	FS 20	Ed Reed

RAVENS COACHES

John Harbaugh, Head Coach; **Jerry Rosburg**, Assistant Head Coach/Special Teams Coordinator; **Cam Cameron**, Offensive Coordinator; **Chuck Pagano**, Defensive Coordinator; **Roy Anderson**, Defensive Assistant/Secondary; **Teryl Austin**, Secondary; **Clarence Brooks**, Defensive Line; **Jason Brooks**, Offensive Quality Control; **Randy Brown**, Kicking Consultant; **John Dunn**, Assistant Strength and Conditioning; **Wade Harman**, Tight Ends; **Jim Hostler**, Wide Receivers; **Marwan Maalouf**, Assistant Special Teams; **Andy Moeller**, Offensive Line; **Ted Monachino**, Outside Linebackers; **Wilbert Montgomery**, Running Backs; **Dean Pees**, Linebackers; **Bob Rogucki**, Strength and Conditioning; **Craig Ver Steeg**, Offensive Assistant/Quarterbacks; **Todd Washington**, Assistant Offensive Line; **Matt Weiss**, Head Coach's Assistant

RAVENS HONOR ROLL

Def. Player of the Year (AP): OLB Terrell Suggs
Def. Player of the Year (PCW/PFWA): OLB Terrell Suggs
Def. Player of the Year (KC NFL 101): OLB Terrell Suggs

AP All-Pro: OLB Terrell Suggs (1st Team), DT Haloti Ngata (1st Team), S Ed Reed (2nd Team), RB Ray Rice (2nd Team)

Pro Bowl: G Ben Grubbs, FB Vonta Leach (starter), LB Ray Lewis (starter), DT Haloti Ngata (starter), S Ed Reed (starter), RB Ray Rice (starter), OLB Terrell Suggs (starter), G Marshal Yanda

Pro Football Weekly/PFWA's All-NFL Team:
 DT Haloti Ngata, OLB Terrell Suggs

AFC Players of the Week:
 OLB Terrell Suggs (Week 1) - Defense
 LB Ray Lewis (Week 3) - Defense
 OLB Jarret Johnson (Week 4) - Defense
 WR Torrey Smith (Week 11) - Offense
 OLB Terrell Suggs (Week 12) - Defense
 RB Ray Rice (Week 13) - Offense
 OLB Terrell Suggs (Week 14) - Defense
 RB Ray Rice (Week 17) - Offense

AFC Player of the Month:
 OLB Terrell Suggs (Defense, December/January)

Walter Payton NFL Man of the Year: C Matt Birk

Ed Block Courage Award: LS Morgan Cox

Ravens Roost Unsung Hero: G Marshal Yanda

Ravens Roost Extra Effort: WR Torrey Smith

BALTIMORE RAVENS 2011 SEASON REVIEW

	Reg.	Post.
Record	12-4	1-1
vs. AFC North	6-0	0-0
vs. AFC	9-3	1-1
vs. NFC	3-1	0-0
Home	8-0	1-0
Away	4-4	0-1
On Grass	2-3	0-0
Artificial Turf	10-1	1-1
Outdoors	11-4	1-1
Indoors	1-0	0-0
Leading at Halftime	11-0	1-0
Trailing at Halftime	1-3	0-1
Tied at Halftime	0-1	0-0
Tied After 3 Quarters	1-0	0-0
Leading After 3 Quarters	10-0	1-1
Trailing After 3 Quarters	1-4	0-0
Decided by 7 Points or less	3-2	1-1
Decided by 3 Points or less	2-0	0-1

	Reg.	Post.
When Scoring First	10-0	0-0
When Not Scoring First	2-4	1-1
Positive or even Turnover Ratio	9-0	1-1
Negative Turnover Ratio	3-4	0-0
Winning Penalty Ratio	6-1	1-0
Losing Penalty Ratio	4-2	0-1
Overtime	0-0	0-0
With a 100-Yard Rusher	6-0	0-0
Without a 100-yard Rusher	6-4	1-1
With a 100-Yard Receiver	4-0	0-1
Without a 100-yard Receiver	8-4	1-0
With a 300-Yard Passer	4-0	0-1
Without a 300-Yard Passer	8-4	1-0
When Allowing a 100-Yard Rusher	1-2	1-0
When Not Allowing a 100-Yard Rusher	11-2	0-1
When Allowing a 100-Yard Receiver	3-1	1-0
When Not Allowing a 100-Yard Receiver	9-3	0-1
When Allowing a 300-Yard Passer	2-1	0-0
When Not Allowing a 300-Yard Passer	9-3	1-1

2011 POSTSEASON STATISTICS

RESULTS AND ATTENDANCE

WON 1, LOST 1

01/15	W	20-13	Houston (Div.)	71,547
01/22	L	20-23	at New England (AFC Champ.)	68,756

TEAM STATISTICS

TOTAL FIRST DOWNS

	RAVENS	OPPONENT
Rushing	8	13
Passing	22	26
Penalty	0	2
3rd Down: Made/Att	13/33	10/26
3rd Down Pct.	39.4	38.5
4th Down: Made/Att	0/2	1/2
4th Down Pct.	0.0	50.0

POSSESSION AVG.

	RAVENS	OPPONENT
TOTAL NET YARDS	625	645
Avg. Per Game	312.5	322.5
Total Plays	133	131
Avg. Per Play	4.7	4.9

NET YARDS RUSHING

	RAVENS	OPPONENT
Avg. Per Game	101.5	113.5
Total Rushes	62	59

NET YARDS PASSING

	RAVENS	OPPONENT
Avg. Per Game	211.0	209.0
Sacked/Yards Lost	8/60	1/5
Gross Yards	482	423
Att./Completions	63/36	71/39
Completion Pct.	57.1	54.9
Had Intercepted	1	5

PUNTS/AVERAGE

	RAVENS	OPPONENT
NET PUNTING AVG.	43.7	39.0

PENALTIES/YARDS

	RAVENS	OPPONENT
FUMBLES/BALL LOST	4/0	5/2

TOUCHDOWNS

	RAVENS	OPPONENT
Rushing	0	3
Passing	4	0
Returns	0	0

SCORE BY PERIODS

	1	2	3	4	OT	PTS
RAVENS	17	10	10	3	0	40
Opponents	6	20	3	7	0	36

SCORING

	TD	RU	PA	RT	K/PAT	FG	S	PTS
Cundiff	0	0	0	0	4/4	4/5	0	16
Boldin	1	0	1	0	0	0	0	6
Pitta	1	0	1	0	0	0	0	6
T. Smith	1	0	1	0	0	0	0	6
Wilson	1	0	1	0	0	0	0	6
RAVENS	4	0	4	0	4/4	4/5	0	40
Opponents	3	3	0	0	3/3	5/6	0	36

2-PT. CONVERSIONS: RAVENS 0-0, Opponents 0-0

SACKS: Kruger 1, RAVENS 1, Opponents 8

FUM/LOST: Boldin 1/0, Flacco 1/0, Rice 1/0, Webb 1/0

PASSING

	ATT	COMP	YARDS	COMP%	YDS/ATT	TD	TD%	INT	INT%	LG	SACK/LOST	RATING
Flacco	63	36	482	57.1	7.65	4	6.3	1	1.6	42	8/60	96.1
RAVENS	63	36	482	57.1	7.65	4	6.3	1	1.6	42	8/60	96.1
Opponents	71	39	423	54.9	5.96	0	0.0	5	7.0	23	1/5	43.3

RUSHING

	NO	YDS	AVG	LG	TD
Rice	42	127	3.0	12	0
R. Williams	12	49	4.1	9	0
Flacco	6	26	4.3	14	0
Leach	2	1	0.5	1	0
RAVENS	62	203	3.3	14	0
Opponents	59	227	3.8	28	3

RECEIVING

	NO	YDS	AVG	LG	TD
Boldin	10	174	17.4	37	1
Pitta	7	70	10.0	16	1
Rice	5	31	6.2	20	0
T. Smith	4	91	22.8	42	1
Evans	4	69	17.3	30	0
Dickson	3	37	12.3	16	0
Leach	2	9	4.5	6	0
Wilson	1	1	1.0	11	1
RAVENS	36	482	13.4	42	4
Opponents	39	423	10.8	23	0

INTERCEPTIONS

	NO	YDS	AVG	LG	TD
Webb	3	1	0.3	1	0
J. Smith	1	39	39.0	39	0
E. Reed	1	0	0.0	0	0
RAVENS	5	40	8.0	39	0
Opponents	1	19	19.0	19	0

PUNTING

	NO	YDS	AVG	NET	TB	IN	LG	BLK
Koch	13	619	47.6	43.7	2	2	64	0
RAVENS	13	619	47.6	43.7	2	2	64	0
Opponents	7	297	42.4	39.0	1	0	53	0

PUNT RETURNS

	RET	FC	YDS	AVG	LG	TD
Webb	1	4	4	4.0	4	0
RAVENS	1	4	4	4.0	4	0
Opponents	9	1	11	1.2	10	0

KICKOFF RETURNS

	NO	YDS	AVG	LG	TD
Webb	1	25	25.0	25	0
Zbikowski	1	20	20.0	20	0
RAVENS	2	45	22.5	25	0
Opponents	7	234	33.4	60	0

FIELD GOALS

	1-19	20-29	30-39	40-49	50+
Cundiff	0/0	1/1	1/2	2/2	0/0
RAVENS	0/0	1/1	1/2	2/2	0/0
Opponents	0/0	2/2	2/2	1/1	0/1

Cundiff: (48G,44G)(20G,39G,32N)

Opponents: (40G,33G,50N)(29G,35G,24G)

DEFENSIVE STATISTICS

PLAYER	TT	SOLO	AS	YDS			RET.			PD	FF	FR
				SACKS	LOST	INT	YDS	INT	FF			
Lewis, Ray	20	12	8	0	0	0	0	0	1	0	0	
Pollard, Bernard	17	10	7	0	0	0	0	0	1	0	0	
Suggs, Terrell	11	7	4	0	0	0	0	0	1	0	0	
Reed, Ed	10	9	1	0	0	1	0	6	0	0	0	
Webb, Lardarius	10	8	2	0	0	3	1	5	0	0	0	
Williams, Cary	10	5	5	0	0	0	0	0	0	0	0	
Cody, Terrence	8	3	5	0	0	0	0	0	0	0	0	
Ellerbe, Dannell	6	3	3	0	0	0	0	0	0	0	0	
Johnson, Jarret	6	3	3	0	0	0	0	0	0	0	0	
Ngata, Haloti	6	2	4	0	0	0	0	1	1	0	0	
Redding, Cory	5	3	2	0	0	0	0	1	0	0	0	
Kruger, Paul	3	2	1	1	5	0	0	0	0	0	0	
McClain, Jameel	3	2	1	0	0	0	0	0	0	0	0	
McKinney, Brandon	3	1	2	0	0	0	0	0	0	0	0	
Smith, Jimmy	3	1	2	0	0	1	39	1	0	0	0	
Ayanbadejo, Brendon	2	0	2	0	0	0	0	0	0	0	0	
Nakamura, Haruki	1	0	1	0	0	0	0	0	0	0	0	
Jones, Art	1	0	1	0	0	0	0	0	0	0	0	
McPhee, Pernel	0	0	0	0	0	0	0	1	0	0	0	
Totals	125	71	54	1	5	5	40	18	1	0	0	

SPECIAL TEAMS STATISTICS

PLAYER	TT	SOLO	AS	FF	FR	BK
Nakamura, Haruki	4	2	2	0	0	0
Cook, Emanuel	2	2	0	0	1	0
Jones, Edgar	2	2	0	0	0	0
McClellan, Albert	2	2	0	0	1	0
Zbikowski, Tom	2	1	1	0	0	0
Ayanbadejo, Brendon	1	1	0	0	0	0
Gorrer, Danny	1	1	0	0	0	0
McClain, Jameel	1	0	1	0	0	0
Williams, Cary	1	1	0	1	0	0
Williams, LaQuan	1	1	0	1	0	0
Smith, Jimmy	0	0	0	0	1	0
Totals	17	13	4	2	3	0

Defensive and special teams statistics reflect press box stats.

2012 STATISTICS

RESULTS AND ATTENDANCE

WON 10, LOST 6 (AFC NORTH CHAMPIONS)

SUPER BOWL XLVII CHAMPIONS

09/10	W	44-13	Cincinnati	71,064
09/16	L	23-24	at Philadelphia	69,144
09/23	W	31-30	New England	71,269
09/27	W	23-16	Cleveland	70,944
10/07	W	9-6	at Kansas City	68,803
10/14	W	31-29	Dallas	71,384
10/21	L	13-43	at Houston	71,708
11/04	W	25-15	at Cleveland	65,449
11/11	W	55-20	Oakland	71,339
11/18	W	13-10	at Pittsburgh	63,446
11/25	W	16-13 OT	at San Diego	57,882
12/02	L	20-23	Pittsburgh	71,442
12/09	L	28-31 OT	at Washington	81,178
12/16	L	17-34	Denver	71,317
12/23	W	33-14	New York Giants	71,470
12/30	L	17-23	at Cincinnati	61,565

TEAM STATISTICS

TOTAL FIRST DOWNS

Rushing	98	105
Passing	182	187
Penalty	34	34
3rd Down: Made/Att	80/217	83/232
3rd Down Pct.	36.9	35.8
4th Down: Made/Att	6/14	6/12
4th Down Pct.	42.9	50.0

POSSESSION AVG.

RAVENS	28:09	31:51
OPPONENTS	31:51	31:51
TOTAL NET YARDS	5640	5615
Avg. Per Game	352.5	350.9
Total Plays	1042	1086
Avg. Per Play	5.4	5.2

NET YARDS RUSHING

RAVENS	1901	1965
OPPONENTS	1965	1965
Avg. Per Game	118.8	122.8
Total Rushes	444	492

NET YARDS PASSING

RAVENS	3739	3650
OPPONENTS	3650	3650
Avg. Per Game	233.7	228.1
Sacked/Yards Lost	38/257	37/250
Gross Yards	3996	3900
Att./Completions	560/334	557/335
Completion Pct.	59.6	60.1
Had Intercepted	11	13

PUNTS/AVERAGE

RAVENS	83/47.1	89/46.2
OPPONENTS	89/46.2	89/46.2

NET PUNTING AVG.

RAVENS	83/40.8	89/41.2
OPPONENTS	89/41.2	89/41.2

PENALTIES/YARDS

RAVENS	121/1127	107/929
OPPONENTS	107/929	107/929

FUMBLES/BALL LOST

RAVENS	14/5	23/12
OPPONENTS	23/12	23/12

TOUCHDOWNS

RAVENS	44	33
OPPONENTS	33	33
Rushing	17	15
Passing	22	15
Returns	5	3

SCORE BY PERIODS

RAVENS	88	108	98	101	3	398
OPPONENTS	70	103	86	82	3	344

SCORING

Tucker	0	0	0	0	42/42	30/33	0	132
Rice	10	9	1	0			0	60
T. Smith	8	0	8	0			0	48
Pitta	7	0	7	0			0	42
Boldin	4	0	4	0			0	26
J. Jones	4	0	1	3			0	24
Flacco	3	3	0	0			0	18
Allen	1	1	0	0			0	6
Doss	1	0	1	0			0	6
Koch	1	1	0	0			0	6
Leach	1	1	0	0			0	6
Pierce	1	1	0	0			0	6
E. Reed	1	0	0	1			0	6
Taylor	1	1	0	0			0	6
C. Williams	1	0	0	1			0	6
RAVENS	44	17	22	5	42/42	30/33	0	398
OPPONENTS	33	15	15	3	31/31	37/39	1	344

2-PT. CONVERSIONS: Boldin, RAVENS 1-2, Opponents 1-2

SACKS: Kruger 9, Ngata 5, Ellerbe 4.5, A. Jones 4.5, Pollard 2, Suggs 2, McPhee 1.5, Upshaw 1.5, Ayanbadejo 1, O. Brown 1, Ihedigbo 1, Kemoeatu 1, Lewis 1, McClellan 1, C. Williams 1, **RAVENS 37, Opponents 38**

FUM/LOST: Flacco 9/4, J. Jones 2/0, Gradkowski 1/0, Rice 1/0, D. Thompson 1/1

PASSING

Flacco	531	317	3817	59.7%	7.19
Taylor	29	17	179	58.6%	6.17
RAVENS	560	334	3996	59.6%	7.14
Opponents	557	335	3900	60.1%	7.00

RUSHING

Rice	257	1143	4.4	46	9
Pierce	108	532	4.9	78	1
Taylor	14	73	5.2	28	1
Allen	16	61	3.8	20	1
Leach	9	32	3.6	6	1
Flacco	32	22	0.7	16	3
Koch	2	17	8.5	10	1
T. Smith	3	9	3.0	13	0
J. Jones	1	6	6.0	6	0
Boldin	1	3	3.0	3	0
Considine	1	3	3.0	3	0
RAVENS	444	1901	4.3	78	17
Opponents	492	1965	4.0	31t	15

RECEIVING

Boldin	65	921	14.2	43	4
Pitta	61	669	11.0	61t	7
Rice	61	478	7.8	43	1
T. Smith	49	855	17.4	54	8
J. Jones	30	406	13.5	47	1
Dickson	21	225	10.7	40	0
Leach	21	143	6.8	18	0
Doss	7	123	17.6	39	1
Pierce	7	47	6.7	11	0
D. Reed	5	66	13.2	23	0
D. Thompson	5	51	10.2	25	0
Allen	2	12	6.0	7	0
RAVENS	334	3996	12.0	61t	22
Opponents	335	3900	11.6	59	15

INTERCEPTIONS

C. Williams	4	90	22.5	63t	1
E. Reed	4	78	19.5	34t	1
Graham	2	20	10.0	20	0
Webb	1	8	8.0	8	0
Kruger	1	0	0.0	0	0
Pollard	1	0	0.0	0	0
RAVENS	13	196	15.1	63t	2
Opponents	11	231	21.0	98t	3

PUNTING

Koch	83	3911	47.1	40.8	7	28	60	0
RAVENS	83	3911	47.1	40.8	7	28	60	0
Opponents	89	4113	46.2	41.2	2	32	63	0

PUNT RETURNS

J. Jones	37	16	341	9.2	63t	1
Doss	4	4	53	13.3	40	0
E. Reed	1	1	1	1.0	1	0
Webb	1	5	9	9.0	9	0
RAVENS	43	26	404	9.4	63t	1
Opponents	49	13	383	7.8	64	0

KICKOFF RETURNS

J. Jones	38	1167	30.7	108t	2
D. Thompson	15	389	25.9	49	0
Allen	3	56	18.7	20	0
Gradkowski	1	12	12.0	12	0
Graham	1	7	7.0	7	0
Pitta	1	0	0.0	0	0
L. Williams	1	5	5.0	5	0
RAVENS	60	1636	27.3	108t	2
Opponents	37	859	23.2	42	0

FIELD GOALS

Tucker	0/0	8/8	8/8	10/13	4/4
RAVENS	0/0	8/8	8/8	10/13	4/4
Opponents	1/1	7/7	14/14	12/13	3/4

Tucker: (46G, 40G, 39G)(56G, 51G, 48G)(27G)(45G, 47N)(28G, 26G, 39G)(38G)(51G, 54G)(43G)(48G, 34G)(26G, 41N, 39G)(43G, 38G, 38G)(45G, 23G)(45G)(23G, 21G, 30G, 29G)(45N, 49G)

Opponents: (34G, 19G)(23G)(37G, 49G, 20G)(51G, 50G, 52G)(30G, 31G)(42G, 43G, 34G, 51N)(33G, 29G)(32G, 28G, 29G, 33G, 41G)(32G, 47G)(22G)(47G, 30G)(46G, 41G, 42G)(48G, 49G, 34G)(27G, 36G, 45N)(47G, 32G, 38G)

Flacco	531	317	3817	59.7%	7.19	22	4.1%	10	1.9%	61t	35/227	87.7
Taylor	29	17	179	58.6%	6.17	0	0.0%	1	3.4%	25	3/30	62.3
RAVENS	560	334	3996	59.6%	7.14	22	3.9%	11	2.0%	61t	38/257	86.4
Opponents	557	335	3900	60.1%	7.00	15	2.7%	13	2.3%	59	37/250	80.6

2012 STATISTICS

DEFENSIVE STATISTICS

PLAYER	TT	SOLO	AS	YDS		RET.	PD	FF	FR	
				SACKS	LOST					
Pollard, Bernard	98	71	27	2	14	1	0	6	0	0
Ellerbe, Dannell	89	66	23	4.5	29.5	0	0	2	0	0
McClain, Jameel	79	57	22	0	0	0	0	3	0	0
Williams, Cary	75	67	8	1	9	4	90	17	0	0
Reed, Ed	58	49	9	0	0	4	78	15	0	3
Lewis, Ray	57	44	13	1	0	0	0	1	1	1
Upshaw, Courtney	55	34	21	1.5	10	0	0	2	0	2
Graham, Corey	54	36	18	0	0	2	20	8	0	0
Ngata, Haloti	51	33	18	5	50	0	0	1	0	0
Jones, Arthur	47	27	20	4.5	29.5	0	0	0	1	0
Kruger, Paul	42	30	12	9	46	1	0	6	1	1
McClellan, Albert	42	29	13	1	11	0	0	2	0	2
Bynes, Josh	31	18	13	0	0	0	0	2	0	0
Smith, Jimmy	31	27	4	0	0	0	0	3	0	0
Ayanbadejo, Brendon	30	16	14	1	7	0	0	1	0	0
Kemoeatu, Ma'ake	29	15	14	1	1	0	0	2	1	0
Cody, Terrence	25	12	13	0	0	0	0	1	0	0
Webb, Lardarius	25	24	1	0	0	1	8	6	1	1
Suggs, Terrell	22	17	5	2	15	0	0	4	0	0
McPhee, Pernell	21	18	3	1.5	12	0	0	0	0	0
Ihedigbo, James	19	12	7	1	7	0	0	1	0	0
Brown, Chykie	14	12	2	0	0	0	0	6	0	0
Tyson, DeAngelo	11	3	8	0	0	0	0	2	0	0
Johnson, Chris	7	7	0	0	0	0	0	0	1	0
Brown, Omar	3	2	1	1	9	0	0	0	0	0
Hall, Bryan	3	1	2	0	0	0	0	0	0	0
Considine, Sean	2	1	1	0	0	0	0	0	0	0
Kindle, Sergio	1	1	0	0	0	0	0	0	0	0
Totals	1021	729	292	37	250	13	196	91	6	10

SPECIAL TEAMS STATISTICS

PLAYER	TT	SOLO	AS	FF	FR	BK
Ayanbadejo, Brendon	14	12	2	0	1	0
Allen, Anthony	12	11	1	0	0	0
Brown, Chykie	11	9	2	0	0	0
Considine, Sean	7	6	1	0	0	0
McCellan, Albert	7	7	0	1	0	0
Graham, Corey	6	6	0	0	0	0
Ihedigbo, James	6	6	0	0	0	0
Upshaw, Courtney	5	4	1	1	0	0
Williams, LaQuan	5	4	1	0	0	0
Reed, David	4	3	1	0	0	0
Bynes, Josh	3	1	2	0	0	0
Ellerbe, Dannell	3	3	0	1	0	0
Koch, Sam	3	2	1	0	0	0
Smith, Jimmy	3	3	0	0	0	0
Cox, Morgan	2	1	1	0	0	0
Dickson, Ed	1	1	0	0	0	0
Hamilton, Adrian	1	1	0	0	0	0
Jackson, Asa	1	1	0	0	0	0
Levine, Anthony	1	1	0	0	0	0
Tucker, Justin	1	1	0	0	0	0
Brown, Omar	0	0	0	0	1	0
McClain, Jameel	0	0	0	0	1	0
Totals	96	83	13	3	3	0

Defensive and special teams statistics reflect press box stats.

RAVENS COACHES

John Harbaugh, Head Coach; **Jerry Rosburg**, Assistant Head Coach/Special Teams Coordinator; **Jim Caldwell**, Offensive Coordinator; **Dean Pees**, Defensive Coordinator; **Teryl Austin**, Secondary; **Juney Barnett**, Assistant Strength and Conditioning; **Clarence Brooks**, Defensive Line; **Jason Brooks**, Offensive Quality Control; **Randy Brown**, Kicking Consultant; **Juan Castillo**, Special Consultant; **Wade Harman**, Tight Ends; **Chris Hewitt**, Assistant Special Teams; **Jim Hostler**, Wide Receivers; **Don Martindale**, Inside Linebackers; **Andy Moeller**, Offensive Line; **Ted Monachino**, Linebackers; **Wilbert Montgomery**, Running Backs; **Bob Rogucki**, Strength and Conditioning; **Craig Ver Steeg**, Senior Offensive Assistant; **Todd Washington**, Assistant Offensive Line; **Matt Weiss**, Defensive Quality Control

RAVENS HONOR ROLL

AP All-Pro: WR/RS Jacoby Jones (1st Team), FB Vonta Leach (1st Team), DT Haloti Ngata (2nd Team), G Marshal Yanda (2nd Team)

Pro Bowl: WR/RS Jacoby Jones (starter), FB Vonta Leach (starter), DT Haloti Ngata, S Ed Reed (starter), RB Ray Rice, G Marshal Yanda (starter)

Super Bowl XLVII MVP: QB Joe Flacco

Pro Football Weekly/PFWA's All-NFL Team: WR/RS Jacoby Jones, G Marshal Yanda

AFC Players of the Week:

QB Joe Flacco (Week 1) - Offense
WR/RS Jacoby Jones (Week 6) - Special Teams
RB Ray Rice (Week 16) - Offense

AFC Player of the Month:

WR/RS Jacoby Jones (Special Teams, November)

NFL Play of the Year:

RB Ray Rice's 4th-and-29 conversion at SD

USA Today All-Joe Team:

QB Joe Flacco, S Bernard Pollard, K Justin Tucker

Ed Block Courage Award: OLB Terrell Suggs

Ravens Roost Unsung Hero: K Justin Tucker

Ravens Roost Extra Effort: CB Corey Graham

BALTIMORE RAVENS 2012 SEASON REVIEW

	Reg.	Post.
Record	10-6	4-0
vs. AFC North	4-2	0-0
vs. AFC	8-4	3-0
vs. NFC	2-2	1-0
Home	6-2	1-0
Away	4-4	2-0
On Grass	4-3	1-0
Artificial Turf	6-3	3-0
Outdoors	10-5	3-0
Indoors	0-1	1-0
Leading at Halftime	7-3	2-0
Tied at Halftime	1-1	1-0
Trailing at Halftime	2-2	1-0
Leading After 3 Quarters	8-2	3-0
Tied After 3 Quarters	0-1	1-0
Trailing After 3 Quarters	2-3	0-0
Decided by 7 Points or less	6-4	2-0
Decided by 3 Points or less	5-3	2-0

	Reg.	Post.
When Scoring First	7-2	2-0
When Not Scoring First	3-4	2-0
Positive or even Turnover Ratio	9-2	4-0
Negative Turnover Ratio	1-4	0-0
Winning Penalty Ratio	4-2	2-0
Losing Penalty Ratio	6-2	2-0
Overtime	1-1	1-0
With a 100-Yard Rusher	3-1	2-0
Without a 100-yard Rusher	7-5	2-0
With a 100-Yard Receiver	3-1	2-0
Without a 100-yard Receiver	7-5	2-0
With a 300-Yard Passer	5-0	1-0
Without a 300-Yard Passer	5-6	3-0
When Allowing a 100-Yard Rusher	2-2	1-0
When Not Allowing a 100-Yard Rusher	8-4	3-0
When Allowing a 100-Yard Receiver	1-2	2-0
When Not Allowing a 100-Yard Receiver	9-4	2-0
When Allowing a 300-Yard Passer	3-1	2-0
When Not Allowing a 300-Yard Passer	7-5	2-0

2012 POSTSEASON STATISTICS

RESULTS AND ATTENDANCE

WON 4, LOST 0 (SUPER BOWL XLVII CHAMPIONS)

01/06	W	24-9	Indianapolis	71,379
01/12	W	38-35 2OT	at Denver	76,732
01/20	W	28-13	at New England	68,756
02/03	W	34-31	vs. San Francisco	71,024

TEAM STATISTICS

TOTAL FIRST DOWNS

	RAVENS	OPPONENT
Rushing	25	30
Passing	53	63
Penalty	7	13
3rd Down: Made/Att	25/55	25/60
3rd Down Pct.	45.5	41.7
4th Down: Made/Att	0/3	2/6
4th Down Pct.	0.0	33.3

POSSESSION AVG.

RAVENS 28:39 **OPPONENT 31:21**

TOTAL NET YARDS

RAVENS 1641 **OPPONENT 1713**

Avg. Per Game 410.3 428.3

Total Plays 271 316

Avg. Per Play 6.1 5.4

NET YARDS RUSHING

RAVENS 539 **OPPONENT 567**

Avg. Per Game 134.8 141.8

Total Rushes 139 128

NET YARDS PASSING

RAVENS 1102 **OPPONENT 1146**

Avg. Per Game 275.5 286.5

Sacked/Yards Lost 6/38 9/54

Gross Yards 1140 1200

Att./Completions 126/73 179/101

Completion Pct. 57.9 56.4

Had Intercepted 0 6

PUNTS/AVERAGE

RAVENS 22/46.0 **OPPONENT 17/45.6**

NET PUNTING AVG. 22/34.3 **17/37.5**

PENALTIES/YARDS 24/206 **24/197**

FUMBLES/BALL LOST 6/4 **5/4**

TOUCHDOWNS

RAVENS 16 **OPPONENT 9**

Rushing 3 2

Passing 11 5

Returns 2 2

SCORE BY PERIODS

RAVENS **OPPONENTS**

1 2 3 4 OT 2OT PTS

21 38 28 34 0 3 124

20 26 27 15 0 0 88

SCORING

RAVENS **OPPONENTS**

TD RU PA RT K/PAT FG S PTS

Tucker 0 0 0 0 16/16 4/4 0 28

Boldin 4 0 4 0 0 0 0 24

J. Jones 3 0 2 1 0 0 0 18

Pitta 3 0 3 0 0 0 0 18

Rice 2 2 0 0 0 0 0 12

T. Smith 2 0 2 0 0 0 0 12

Graham 1 0 0 1 0 0 0 6

Leach 1 1 0 0 0 0 0 6

RAVENS 16 **3** **11** **2** **16/16** **4/4** **0** **124**

Opponents 9 **2** **5** **2** **8/8** **8/10** **1** **88**

2-PT. CONVERSIONS: RAVENS 0-0, Opponents 0-1

SACKS: Kruger 4.5, Suggs 2, A. Jones 1, McPhee 1, Graham 0.5, RAVENS 9, Opponents 6

PASSING

RAVENS **OPPONENTS**

ATT COMP YARDS COMP% YDS/ATT

Flacco 126 73 1140 57.9 9.05%

RAVENS 126 **73** **1140** **57.9** **9.05%**

Opponents 179 **101** **1200** **56.4** **6.70%**

RUSHING

RAVENS **OPPONENTS**

NO YDS AVG LG TD

Rice 84 306 3.6 32 2

Pierce 39 202 5.2 43 0

Flacco 8 16 2.0 14 0

Leach 5 15 3.0 5 1

Tucker 1 8 8.0 8 0

T. Smith 1 0 0.0 0 0

Koch 1 -8 -8.0 -8 0

RAVENS 139 **539** **3.9** **43** **3**

Opponents 128 **567** **4.4** **33** **2**

RECEIVING

RAVENS **OPPONENTS**

NO YDS AVG LG TD

Boldin 22 380 17.3 50 4

Pitta 14 163 11.6 24 3

T. Smith 11 233 21.2 59t 2

Rice 8 88 11.0 47 0

Dickson 6 90 15.0 24 0

Leach 6 31 5.2 17 0

J. Jones 5 147 29.4 70t 2

Pierce 1 8 8.0 8 0

RAVENS 73 **1140** **15.6** **70t** **11**

Opponents 101 **1200** **11.9** **36** **5**

INTERCEPTIONS

RAVENS **OPPONENTS**

NO YDS AVG LG TD

C. Williams 2 41 20.5 41 0

Graham 2 39 19.5 39t 1

E. Reed 1 6 6.0 6 0

Ellerbe 1 2 2.0 2 0

RAVENS 6 **88** **14.7** **41** **1**

Opponents 0 **0** **---** **---** **0**

PUNTING

RAVENS **OPPONENTS**

NO YDS AVG NET TB IN LG BLK

Koch 22 1013 46.0 34.3 4 8 60 0

RAVENS 22 **1013** **46.0** **34.3** **4** **8** **60** **0**

Opponents 17 **776** **45.6** **37.5** **1** **7** **59** **0**

PUNT RETURNS

RAVENS **OPPONENTS**

RET FC YDS AVG LG TD

J. Jones 8 2 110 13.8 34 0

Doss 1 0 8 8.0 8 0

E. Reed 1 3 0 0.0 0 0

RAVENS 10 **5** **118** **11.8** **34** **0**

Opponents 8 **3** **178** **22.3** **90t** **1**

KICKOFF RETURNS

RAVENS **OPPONENTS**

NO YDS AVG LG TD

J. Jones 14 362 25.9 108t 1

RAVENS 14 **362** **25.9** **108t** **1**

Opponents 12 **366** **30.5** **104t** **1**

FIELD GOALS

RAVENS **OPPONENTS**

1-19 20-29 30-39 40-49 50+

Tucker 1/1 1/1 1/1 1/1 0/0

RAVENS 1/1 **1/1** **1/1** **1/1** **0/0**

Opponents 0/0 **3/3** **3/3** **1/2** **1/2**

Tucker: (23G)(47G)(19G,38G)

Opponents: (47G,52G,26G,40N)(52N)(31G,25G)(36G,27G,34G)

FUM/LOST: Rice 3/3, Flacco 1/1, J. Jones 1/0, Leach 1/0

DEFENSIVE STATISTICS

PLAYER	TT	SOLO	AS	SACKS	YDS LOST	INT	RET. YDS	PD	FF	FR
Lewis, Ray	51	29	22	0	0	0	0	1	0	0
Ellerbe, Dannel	32	25	7	0	0	1	2	2	0	0
Graham, Corey	32	20	12	0.5	3	2	39	7	0	0
Williams, Cary	25	19	6	0	0	2	41	6	0	0
Suggs, Terrell	21	13	8	2	8	0	0	1	1	0
Pollard, Bernard	17	11	6	0	0	0	0	4	1	0
Reed, Ed	15	14	1	0	0	1	6	3	0	0
Kruger, Paul	14	9	5	4.5	28	0	0	1	1	1
Ngata, Haloti	13	10	3	0	0	0	0	1	0	0
Kemoeatu, Ma'ake	10	5	5	0	0	0	0	0	0	0
Brown, Chykie	9	7	2	0	0	0	0	2	0	0
Jones, Arthur	9	5	4	1	6	0	0	0	0	2
Upshaw, Courtney	9	7	2	0	0	0	0	0	1	0
Tyson, DeAngelo	5	2	3	0	0	0	0	0	0	0
McPhee, Pernell	4	2	2	1	9	0	0	2	1	1
Cody, Terrence	3	2	1	0	0	0	0	0	0	0
Smith, Jimmy	3	3	0	0	0	0	0	2	0	0
Ayanbadejo, Brendon	2	2	0	0	0	0	0	0	0	0
Ihedigbo, James	1	1	0	0	0	0	0	0	0	0
McClellan, Albert	1	1	0	0	0	0	0	0	0	0
Totals	276	187	89	9	54	6	88	32	5	4

SPECIAL TEAMS STATISTICS

PLAYER	TT	SOLO	AS	FF	FR	BK
Considine, Sean	4	3	1	0	0	0
Allen, Anthony	3	3	0	0	0	0
Brown, Chykie	2	1	1	0	0	0
Bynes, Josh	2	2	0	0	0	0
McClellan, Albert	2	2	0	0	0	0
Ihedigbo, James	1	1	0	0	0	0
Koch, Sam	1	1	0	0	0	0
Reed, David	1	1	0	0	0	0
Smith, Jimmy	1	1	0	0	0	0
Totals	17	15	2	0	0	0

Defensive and special teams statistics reflect press box stats.

2013 STATISTICS

RESULTS AND ATTENDANCE

WON 8, LOST 8

09/05	L	27-49	at Denver	76,977
09/15	W	14-6	Cleveland	71,098
09/22	W	30-9	Houston	71,168
09/29	L	20-23	at Buffalo	68,296
10/06	W	26-23	at Miami	68,342
10/13	L	17-19	Green Bay	71,319
10/20	L	16-19	at Pittsburgh	62,295
11/03	L	18-24	at Cleveland	71,513
11/10	W	20-17 OT	Cincinnati	70,992
11/17	L	20-23 OT	at Chicago	62,367
11/24	W	19-3	New York Jets	71,148
11/28	W	22-20	Pittsburgh	71,005
12/08	W	29-26	Minnesota	70,921
12/16	W	18-16	at Detroit	64,742
12/22	L	7-41	New England	71,433
12/29	L	17-34	at Cincinnati	62,406

TEAM STATISTICS

TOTAL FIRST DOWNS

	RAVENS	OPPONENT
Rushing	68	79
Passing	189	176
Penalty	38	29
3rd Down: Made/Att	92/253	78/233
3rd Down Pct.	36.4	33.5
4th Down: Made/Att	6/16	8/14
4th Down Pct.	37.5	57.1

POSSESSION AVG.

RAVENS	29:51	30:09
--------	-------	-------

TOTAL NET YARDS

RAVENS	4918	5368
--------	------	------

Avg. Per Game	307.4	335.5
---------------	-------	-------

Total Plays	1090	1032
-------------	------	------

Avg. Per Play	4.5	5.2
---------------	-----	-----

NET YARDS RUSHING

RAVENS	1328	1687
--------	------	------

Avg. Per Game	83.0	105.4
---------------	------	-------

Total Rushes	423	440
--------------	-----	-----

NET YARDS PASSING

RAVENS	3590	3681
--------	------	------

Avg. Per Game	224.4	230.1
---------------	-------	-------

Sacked/Yards Lost	48/324	40/257
-------------------	--------	--------

Gross Yards	3914	3938
-------------	------	------

Att./Completions	619/363	552/314
------------------	---------	---------

Completion Pct.	58.6	56.9
-----------------	------	------

Had Intercepted	23	16
-----------------	----	----

PUNTS/AVERAGE

RAVENS	91/45.5	98/45.8
--------	---------	---------

NET PUNTING AVG.

RAVENS	91/38.9	98/37.5
--------	---------	---------

PENALTIES/YARDS

RAVENS	112/942	126/1196
--------	---------	----------

FUMBLES/BALL LOST

RAVENS	15/6	21/8
--------	------	------

TOUCHDOWNS

RAVENS	29	37
--------	----	----

Rushing	7	7
---------	---	---

Passing	19	25
---------	----	----

Returns	3	5
---------	---	---

SCORE BY PERIODS

	1	2	3	4	OT	PTS
--	---	---	---	---	----	-----

RAVENS	59	79	64	115	3	320
--------	----	----	----	-----	---	-----

OPPONENTS	63	89	63	134	3	352
-----------	----	----	----	-----	---	-----

SCORING

	TD	RU	PA	RT	K/PAT	FG	S	PTS
--	----	----	----	----	-------	----	---	-----

Tucker	0	0	0	0	26/26	38/41	0	140
--------	---	---	---	---	-------	-------	---	-----

M. Brown	7	0	7	0			0	44
----------	---	---	---	---	--	--	---	----

Rice	4	4	0	0			0	26
------	---	---	---	---	--	--	---	----

T. Smith	4	0	4	0			0	26
----------	---	---	---	---	--	--	---	----

Clark	3	0	3	0			0	18
-------	---	---	---	---	--	--	---	----

J. Jones	3	0	2	1			0	18
----------	---	---	---	---	--	--	---	----

Pierce	2	2	0	0			0	12
--------	---	---	---	---	--	--	---	----

Dickson	1	0	1	0			0	6
---------	---	---	---	---	--	--	---	---

Doss	1	0	0	1			0	6
------	---	---	---	---	--	--	---	---

Flacco	1	1	0	0			0	6
--------	---	---	---	---	--	--	---	---

Leach	1	0	1	0			0	6
-------	---	---	---	---	--	--	---	---

Pitta	1	0	1	0			0	6
-------	---	---	---	---	--	--	---	---

D. Smith	1	0	0	1			0	6
----------	---	---	---	---	--	--	---	---

RAVENS	29	7	19	3	26/26	38/41	0	320
--------	----	---	----	---	-------	-------	---	-----

Opponents	37	7	25	5	34/34	32/35	0	352
-----------	----	---	----	---	-------	-------	---	-----

2-PT. CONVERSIONS:

M. Brown, Rice, T. Smith, **RAVENS 3-3, Opponents 0-3**

SACKS:

Suggs 10, Dumervil 9.5, D. Smith 5, A. Jones 4, Canty 2, McPhee 2, Tyson 2, Ngata 1.5, Upshaw 1.5, Graham 1, B. Williams 1, A. Brown 0.5, **RAVENS 40, Opponents 48**

FUM/LOST:

Flacco 8/2, Gradkowski 2/1, Rice 2/2, Doss 1/1, Leach 1/0, T. Smith 1/0

PASSING

	ATT	COMP	YARDS	COMP%	YDS/ATT	TD	TD%	INT	INT%	LG	SACK/LOST	RATING
--	-----	------	-------	-------	---------	----	-----	-----	------	----	-----------	--------

Flacco	614	362	3912	59.0	6.37	19	3.1	22	3.6	74	48/324	73.1
--------	-----	-----	------	------	------	----	-----	----	-----	----	--------	------

Taylor	5	1	2	20.0	0.40	0	0.0	1	20.0	2	0/0	0.0
--------	---	---	---	------	------	---	-----	---	------	---	-----	-----

RAVENS	619	363	3914	58.6	6.32	19	3.1	23	3.7	74	48/324	72.0
--------	-----	-----	------	------	------	----	-----	----	-----	----	--------	------

Opponents	552	314	3938	56.9	7.13	25	4.5	16	2.9	79t	40/257	82.2
-----------	-----	-----	------	------	------	----	-----	----	-----	-----	--------	------

RUSHING

	NO	YDS	AVG	LG	TD
Rice	214	660	3.1	47	4
Pierce	152	436	2.9	28	2
Flacco	27	131	4.9	22	1
Taylor	8	64	8.0	25	0
Leach	11	23	2.1	6	0
Scott	4	14	3.5	9	0
Scott	4	14	3.5	9	0
Draughn	4	2	0.5	3	0
J. Jones	2	0	0.0	4	0
M. Brown	1	-2	-2.0	-2	0
TEAM	423	1328	3.1	47	7
OPPONENTS	440	1687	3.8	43	7

RECEIVING

	NO	YDS	AVG	LG	TD
T. Smith	65	1128	17.4	74	4
Rice	58	321	5.5	22	0
M. Brown	49	524	10.7	59	7
J. Jones	37	455	12.3	66t	2
Clark	31	343	11.1	45	3
Dickson	25	273	10.9	43	1
Pitta	20	169	8.5	18	1
Pierce	20	104	5.2	15	0
Doss	19	305	16.1	63	0
Stokley	13	115	8.8	18	0
Leach	11	47	4.3	12	1
D. Thompson	10	96	9.6	33	0
Bajema	2	18	9.0	18	0
Scott	2	10	5.0	8	0
Scott	2	10	5.0	8	0
Taylor	1	6	6.0	6	0
RAVENS	363	3914	10.8	74	19
Opponents	314	3938	12.5	79t	25

INTERCEPTIONS

	NO	YDS	AVG	LG	TD
Graham	4	28	7.0	28	0
Ihedigbo	3	54	18.0	37	0
D. Smith	3	41	13.7	37t	1
Webb	2	19	9.5	19	0
J. Smith	2	0	0.0	0	0
Elam	1	18	18.0	18	0
Tyson	1	0	0.0	0	0
RAVENS	16	160	10.0	37t	1
Opponents	23	219	9.5	74t	4

PUNTING

	NO	YDS	AVG	NET	TB	IN	LG	BLK
Koch	90	4138	46.0	38.9	9	27	69	1
RAVENS	91	4138	45.5	38.9	9	27	69	1
Opponents	98	4484	45.8	37.5	10	34	67	0

PUNT RETURNS

	RET	FC	YDS	AVG	LG	TD
Doss	23	7	359	15.6	82t	1
J. Jones	19	2	237	12.5	37	0
Webb	1	7	13	13.0	13	0
RAVENS	43	16	609	14.2	82t	1
Opponents	46	14	419	9.1	27	0

KICKOFF RETURNS

	NO	YDS	AVG	LG	TD
J. Jones	31	892	28.8	77t	1
D. Thompson	7	201	28.7	47	0
Draughn	2	53	26.5	31	0
Juszczyk	2	17	8.5	9	0
Dickson	1	0	0.0	0	0
Leach	1	0	0.0	0	0
RAVENS	44	1163	26.4	77t	1
Opponents	38	873	23.0	44	0

FIELD GOALS

	1-19	20-29	30-39	40-49	50+
Tucker	0/0	10/10	12/13	10/11	6/7
RAVENS	0/0	10/10	12/13	10/11	6/7
Opponents	0/0	11/11	10/10	9/11	2/3

Tucker: (25G,30G)(50N,44N)(28G,45G,43G)(35G,24G)(42G,50G,25G,44G)(23G)(46G,38G,32G)(51G)(36G,46G)(52G,21G)(30G,26G,33G,53G)(43G,34G,38G,45G,48G)(29G,24G,32G,49G,53G,61G)(37N)(38G,22G,34G)

Opponents: (0)(21G,51G)(27G,29G,47G)(27G,27G,22G)(37G,25G,48G,57N)(45G,44N,31G,50G,31G)(34G,28G,38G,42G)(22G)(42N,32G)(20G,46G,38G)(27G)(0)(39G,40G)(40G)(45G,42G)(39G,38G)

2013 STATISTICS

DEFENSIVE STATISTICS

PLAYER	TT	SOLO	AS	SACKS	YDS LOST	INT	RET. YDS	PD	FF	FR
Smith, Daryl	123	57	66	5	43.5	3*	41	19	2	0
Ihedigbo, James	99	62	37	0	0	3	54	11	2	1
Suggs, Terrell	80	47	33	10	48	0	0	0	0	1
Elam, Matt	76	53	23	0	0	1	18	3	0	2
Webb, Lardarius	74	63	11	0	0	2	19	22	0	0
Graham, Corey	68	51	17	1	0	4	28	12	1	0
Smith, Jimmy	58	49	9	0	0	2	0	16	2	0
Jones, Arthur	53	28	25	4	27	0	0	0	0	0
Ngata, Haloti	52	23	29	1.5	12	0	0	3	0	0
McClain, Jameel	50	27	23	0	0	0	0	0	1	0
Bynes, Josh	41	19	22	0	0	0	0	3	0	0
Dumervil, Elvis	31	18	13	9.5	64	0	0	3	2	0
Canty, Chris	30	20	10	2	22	0	0	4	2	0
Upshaw, Courtney	29	18	11	1.5	13	0	0	2	0	0
McPhee, Pernell	21	13	8	2	13	0	0	1	1	0
Cody, Terrence	15	7	8	0	0	0	0	0	0	0
Brown, Arthur	12	8	4	0.5	4.5	0	0	0	1	0
Spears, Marcus	10	5	5	0	0	0	0	0	0	0
Tyson, DeAngelo	10	9	1	2	5	1	0	1	0	0
Williams, Brandon	6	3	3	1	5	0	0	0	0	1
Huff, Michael	4	3	1	0	0	0	0	0	0	0
Brown, Chykie	2	1	1	0	0	0	0	1	0	0
Miles, Jeromy	1	1	0	0	0	0	0	0	0	0
Totals	945	585	360	40	257	16	160	101	14	5

SPECIAL TEAMS STATISTICS

PLAYER	TT	SOLO	AS	FF	FR	BK
McClellan, Albert	12	12	0	0	0	0
Levine, Anthony	11	10	1	0	0	0
Brown, Chykie	8	7	1	0	0	0
Miles, Jeromy	8	8	0	0	0	0
Trawick, Brynden	8	8	0	0	0	0
Graham, Corey	5	4	1	0	0	0
Juszcyk, Kyle	5	3	2	0	1	0
Bynes, Josh	4	3	1	0	0	0
Simon, John	4	4	0	0	0	0
Brown, Arthur	3	3	0	0	0	0
Dickson, Ed	3	2	1	0	0	0
Bajema, Billy	2	2	0	0	0	0
Cox, Morgan	2	2	0	0	1	0
Huff, Michael	2	2	0	0	0	0
Ihedigbo, James	2	1	1	0	1	0
McClain, Jameel	2	2	0	0	0	0
Doss, Tandon	1	1	0	0	0	0
Elam, Matt	1	1	0	0	0	0
Koch, Sam	1	1	0	0	0	0
Upshaw, Courtney	1	1	0	0	0	0
Totals	85	77	8	0	3	0

Defensive and special teams statistics reflect press box stats.

*Daryl Smith returned an INT 37 yards for a TD vs. Hou. (9/22)

RAVENS COACHES

John Harbaugh, Head Coach; **Jerry Rosburg**, Assistant Head Coach/Special Teams Coordinator; **Jim Caldwell**, Offensive Coordinator; **Dean Pees**, Defensive Coordinator; **Teryl Austin**, Secondary; **Juney Barnett**, Assistant Strength and Conditioning; **Clarence Brooks**, Defensive Line; **Randy Brown**, Kicking Consultant; **Juan Castillo**, Run Game Coordinator; **Jay Harbaugh**, Offensive Quality Control; **Wade Harman**, Tight Ends; **Chris Hewitt**, Assistant Special Teams; **Jim Hostler**, Wide Receivers; **Don Martindale**, Inside Linebackers; **Andy Moeller**, Offensive Line; **Ted Monachino**, Linebackers; **Wilbert Montgomery**, Running Backs; **Bob Rogucki**, Strength and Conditioning; **Steve Spagnuolo**, Senior Defensive Assistant; **Craig Ver Steeg**, Senior Offensive Assistant; **Todd Washington**, Assistant Offensive Line; **Matt Weiss**, Defensive Quality Control

RAVENS HONOR ROLL

AP All-Pro: K Justin Tucker (1st Team)

PFWA All-Pro:

K Justin Tucker (1st Team)

Sporting News All-Pro:

K Justin Tucker, G Marshal Yanda (1st Teams)

Pro Bowl: DT Haloti Ngata, OLB Terrell Suggs, K Justin Tucker, G Marshal Yanda

USA Today All-Joe Team:

CB Lardarius Webb

AFC Players of the Week:

K Justin Tucker (Week 10) - Special Teams

K Justin Tucker (Week 12) - Special Teams

K Justin Tucker (Week 15) - Special Teams

AFC Player of the Month:

K Justin Tucker (Special Teams, November)

Pepsi NEXT Rookie of the Week (Week 14):

WR Marlon Brown

GMC Never Say Never Moment of the Week (Week 14):

QB Joe Flacco

GMC Never Say Never Moment of the Week (Week 15):

K Justin Tucker

Ed Block Courage Award:

LB Jameel McClain

Ravens Roost Unsung Hero:

S James Ihedigbo

Ravens Roost Extra Effort:

WR Marlon Brown

BALTIMORE RAVENS 2013 SEASON REVIEW

	Record
Record	8-8
vs. AFC North	3-3
vs. AFC	6-6
vs. NFC	2-2
Home	6-2
Away	2-6
On Grass	1-4
Artificial Turf	7-4
Outdoors	7-8
Indoors	1-0
Leading at Halftime	6-2
Tied at Halftime	0-0
Trailing at Halftime	2-6
Leading After 3 Quarters	8-1
Tied After 3 Quarters	0-0
Trailing After 3 Quarters	0-7
Decided by 7 Points or less	5-5
Decided by 3 Points or less	5-4
When Scoring First	4-3
When Not Scoring First	4-5

	Record
Positive or Even Turnover Ratio	5-4
Negative Turnover Ratio	3-4
Winning Penalty Ratio	6-5
Losing Penalty Ratio	2-3
Overtime	1-1
With a 100-Yard Rusher	0-1
Without a 100-yard Rusher	8-7
With a 100-Yard Receiver	2-1
Without a 100-yard Receiver	6-7
With a 300-Yard Passer	0-3
Without a 300-Yard Passer	8-5
When Allowing a 100-Yard Rusher	0-1
When Not Allowing a 100-Yard Rusher	8-7
When Allowing a 100-Yard Receiver	3-3
When Not Allowing a 100-Yard Receiver	5-5
When Allowing a 300-Yard Passer	1-2
When Not Allowing a 300-Yard Passer	7-6
When Recording 3 or more sacks	5-4
When Holding an Opponent Under 250 Net Yards	1-0
When Holding an Opponent Under 21 Points	6-2
When Holding an Opponent Under 15 Points	4-0

2014 STATISTICS

RESULTS AND ATTENDANCE

WON 10, LOST 6

WILD CARD/AFC DIVISIONAL GAME

09/07	L	16-23	Cincinnati	70,925
09/11	W	26-6	Pittsburgh	71,181
09/21	W	23-21	at Cleveland	67,407
09/28	W	38-10	Carolina	71,218
10/05	L	13-20	at Indianapolis	65,258
10/12	W	48-17	at Tampa Bay	60,041
10/19	W	29-7	Atlanta	71,184
10/26	L	24-27	at Cincinnati	55,711
11/02	L	23-43	at Pittsburgh	63,971
11/09	W	21-7	Tennessee	70,914
11/24	W	34-27	at New Orleans	73,373
11/30	L	33-34	San Diego	71,060
12/07	W	28-13	at Miami	70,244
12/14	W	20-12	Jacksonville	70,801
12/21	L	13-25	at Houston	71,771
12/28	W	20-10	Cleveland	71,070

TEAM STATISTICS

TOTAL FIRST DOWNS

Rushing	113	75
Passing	194	205
Penalty	38	31
3rd Down: Made/Att	84/205	89/221
3rd Down Pct.	41.0	40.3
4th Down: Made/Att	9/18	5/14
4th Down Pct.	50.0	35.7

POSSESSION AVG.

RAVENS	29:40	30:20
---------------	--------------	--------------

TOTAL NET YARDS

RAVENS	5838	5391
---------------	-------------	-------------

Avg. Per Game	364.9	336.9
Total Plays	1022	1034
Avg. Per Play	5.7	5.2

NET YARDS RUSHING

RAVENS	2019	1412
---------------	-------------	-------------

Avg. Per Game	126.2	88.3
Total Rushes	448	390

NET YARDS PASSING

RAVENS	3819	3979
---------------	-------------	-------------

Avg. Per Game	238.7	248.7
Sacked/Yards Lost	19/167	49/362
Gross Yards	3986	4341
Att./Completions	555/344	595/382
Completion Pct.	62.0	64.2
Had Intercepted	12	11

PUNTS/AVERAGE

RAVENS	60/47.4	76/45.9
---------------	----------------	----------------

NET PUNTING AVG.

RAVENS	60/43.3	76/40.5
---------------	----------------	----------------

PENALTIES/YARDS

RAVENS	111/870	110/1007
---------------	----------------	-----------------

FUMBLES/BALL LOST

RAVENS	16/8	22/11
---------------	-------------	--------------

TOUCHDOWNS

RAVENS	46	30
---------------	-----------	-----------

Rushing	16	8
Passing	27	22
Returns	3	0

SCORE BY PERIODS

RAVENS	76	96	91	146	0	PTS	409
---------------	-----------	-----------	-----------	------------	----------	------------	------------

OPPONENTS	63	79	60	100	0	PTS	302
------------------	-----------	-----------	-----------	------------	----------	------------	------------

SCORING

RAVENS	TD	RU	PA	RT	K/PAT	FG	S	PTS
---------------	-----------	-----------	-----------	-----------	--------------	-----------	----------	------------

Tucker	0	0	0	0	42/42	29/34	0	129
T. Smith	11	0	11	0			0	66
Forsett	8	8	0	0			0	50
S. Smith Sr.	6	0	6	0			0	36
Aiken	4	0	3	1			0	24
Daniels	4	0	4	0			0	24
Taliaferro	4	4	0	0			0	24
Flacco	2	2	0	0			0	12
Pierce	2	2	0	0			0	12
Campanaro	1	0	1	0			0	6
Gillmore	1	0	1	0			0	6
Hill	1	0	0	1			0	6
J. Jones	1	0	0	1			0	6
Juszczyk	1	0	1	0			0	6
Suggs	0	0	0	0			1	2
RAVENS	46	16	27	3	42/42	29/34	1	409
Opponents	30	8	22	0	28/28	30/36	0	302

2-PT. CONVERSIONS:

Forsett **RAVENS 1-4, Opponents 2-2**

SACKS:

Dumervil 17, Suggs 12, McPhee 7.5, Jernigan 4, Mosley 3, Ngata 2, D. Smith 1, Tyson 1, Walker LG 1, Canty 0.5, Elam 0.5, B. Williams 0.5 **RAVENS 49, Opponents 19**

PASSING

RAVENS	ATT	COMP	YARDS	COMP%	YDS/ATT	TD	TD%	INT	INT%	LG	SACK/LOST	RATING
---------------	------------	-------------	--------------	--------------	----------------	-----------	------------	------------	-------------	-----------	------------------	---------------

Flacco	554	344	3986	62.1	7.18	27	4.9	12	2.2	80t	19/167	91.0
RAVENS	554	344	3986	62.1	7.18	27	4.9	12	2.2	80t	19/167	91.0
Opponents	595	382	4341	64.2	7.30	22	3.7	11	1.8	77t	49/362	90.6

RUSHING

RAVENS	NO	YDS	AVG	LG	TD
---------------	-----------	------------	------------	-----------	-----------

Forsett	235	1266	5.4	52	8
Pierce	93	366	3.9	28	2
Taliaferro	68	292	4.3	31	4
Flacco	39	70	1.8	15	2
J. Jones	3	16	5.3	11	0
Toussaint	6	12	2.0	12	0
T. Taylor	4	-3	-0.8	0	0
RAVENS	448	2019	4.5	52	16
OPPONENTS	390	1412	3.6	67	8

RECEIVING

RAVENS	NO	YDS	AVG	LG	TD
---------------	-----------	------------	------------	-----------	-----------

S. Smith Sr.	79	1065	13.5	80t	6
T. Smith	49	767	15.7	53	11
Daniels	48	527	11.0	39	4
Forsett	44	263	6.0	26	0
Aiken	24	267	11.1	24	3
M. Brown	24	255	10.6	22	0
Juszczyk	19	182	9.6	33	1
Pitta	16	125	7.8	24	0
Gillmore	10	121	12.1	22	1
J. Jones	9	131	14.6	31	0
Taliaferro	8	114	14.3	29	0
Campanaro	7	102	14.6	19t	1
Supernaw	2	27	13.5	29	0
Toussaint	3	27	9.0	15	0
Pierce	2	13	6.5	7	0
RAVENS	344	3986	11.6	80t	27
Opponents	382	4341	11.4	77t	22

INTERCEPTIONS

RAVENS	NO	YDS	AVG	LG	TD
---------------	-----------	------------	------------	-----------	-----------

Mosley	2	23	11.5	18	0
Ngata	2	16	8.0	13	0
Hill	1	44	44.0	44t	1
J. Smith	1	31	31.0	31	0
Gorrer	1	15	15.0	15	0
Miles	1	6	6.0	6	0
D. Smith	1	0	0.0	0	0
Stewart	1	0	0.0	0	0
Webb	1	0	0.0	0	0
RAVENS	11	135	12.3	44t	1
Opponents	12	149	12.4	30	0

PUNTING

RAVENS	NO	YDS	AVG	NET	TB	IN	LG	BLK
---------------	-----------	------------	------------	------------	-----------	-----------	-----------	------------

Koch	60	2841	47.4	43.3	4	26	73	0
RAVENS	60	2841	47.4	43.3	4	26	73	0
Opponents	76	3489	45.9	40.5	6	18	69	1

PUNT RETURNS

RAVENS	RET	FC	YDS	AVG	LG	TD
---------------	------------	-----------	------------	------------	-----------	-----------

J. Jones	30	17	275	9.2	45	0
Campanaro	2	1	17	8.5	9	0
Webb	0	5	0	---	---	0
RAVENS	32	23	292	9.1	45	0
Opponents	23	14	166	7.2	45	0

KICKOFF RETURNS

RAVENS	NO	YDS	AVG	LG	TD
---------------	-----------	------------	------------	-----------	-----------

J. Jones	32	978	30.6	108t	1
Juszczyk	2	28	14.0	16	0
Toussaint	2	41	20.5	23	0
Gillmore	1	15	15.0	15	0
Taliaferro	1	15	15.0	15	0
RAVENS	38	1077	28.3	108t	1
Opponents	26	601	23.1	36	0

FIELD GOALS

RAVENS	1-19	20-29	30-39	40-49	50+
---------------	-------------	--------------	--------------	--------------	------------

Tucker	0/0	10/10	11/11	4/4	4/9
RAVENS	0/0	10/10	11/11	4/4	4/9
Opponents	0/0	7/7	13/14	7/10	3/5

TUCKER:

(55N,38G)(30G,23G,22G,20G)(38G,21G,32G)(57N,30G)(52G,27G)(46G,64B,49G)(38G,38G)(45G,50G,53G)(46G)(31G,55G)(33G,21G,29G,31G)(22G,54N,54N,33G)(25G,28G)

OPPONENTS:

(49G,22G,28G,46G,38G,45B)(25G,43G)(50N,36B)(37G)(38G,34G)(45N,47G)(57N)(32G,33G)(20G,34G)(52G,26G)(46G,34G)(53G,45G,53G,42N,45G)(35G,25G,30G,20G,39G,33G)(38G)

FUM/LOST:

Flacco 5/0, J. Jones 4/2, Juszczyk 2/2, Forsett 1/0, Gradkowski 1/1, Pierce 1/1, S. Smith 1/1, Taliaferro 1/1

2014 STATISTICS

DEFENSIVE STATISTICS

PLAYER	TT	SOLO	AS	SACKS	YDS		RET.		FF	FR
					LOST	INT	YDS	PD		
Mosley, C.J.	129	85	44	3	16	2	23	8	1	1
Smith, Daryl	127	67	60	1	7	1	0	9	2	1
Suggs, Terrell	61	36	25	12	87	0	0	1	0	1
Stewart, Darian	53	37	16	0	0	1	0	4	1	0
Williams, Brandon	48	25	23	0.5	4.5	0	0	0	2	1
Elam, Matt	47	29	18	0.5	3	0	0	5	1	0
Webb, Lardarius	46	36	10	0	0	1	0	8	0	0
Upshaw, Courtney	42	25	17	0	0	0	0	1	0	0
Hill, Will	39	27	12	0	0	1*	44	4	0	0
Dumervil, Elvis	35	24	11	17	127.5	0	0	1	2	1
Canty, Chris	33	13	20	0.5	3	0	0	2	1	0
Ngata, Haloti	32	19	13	2	28	2	16	7	2	0
Smith, Jimmy	28	22	6	0	0	1	31	8	0	0
Jackson, Asa	27	22	5	0	0	0	0	3	0	0
McPhee, Pernell	27	17	10	7.5	50	0	0	4	1	0
Jernigan, Timmy	23	11	12	4	27	0	0	0	0	0
Levine, Anthony	23	16	7	0	0	0	0	4	0	0
Miles, Jeremy	23	14	9	0	0	1	6	1	0	1
Tyson, DeAngelo	21	7	14	1	9	0	0	0	0	2
Brooks, Terrence	19	16	3	0	0	0	0	2	0	1
Melvin, Rashaan	17	13	4	0	0	0	0	1	1	0
Gorrer, Danny	16	16	0	0	0	1	15	1	0	0
Guy, Lawrence	16	2	14	0	0	0	0	1	0	1
Franks, Dominique	13	12	1	0	0	0	0	5	0	0
Brown, Chykie	9	8	1	0	0	0	0	0	0	0
McClellan, Albert	4	1	3	0	0	0	0	0	0	0
Bilukidi, Christo	3	0	3	0	0	0	0	0	0	0
Trawick, Brynden	3	2	1	0	0	0	0	0	0	0
Walker, Casey	1	0	1	0	0	0	0	0	0	0
Orr, Zachary	1	0	1	0	0	0	0	0	0	0
Totals	966	602	364	49	362	11	135	80	14	10

*Will Hill returned an INT 44 yards for a TD at NO (11/24)

SPECIAL TEAMS STATISTICS

PLAYER	TT	SOLO	AS	FF	FR	BK
McClellan, Albert	13	11	2	1	1	0
Orr, Zachary	7	6	1	0	0	0
Levine, Anthony	6	5	1	0	0	0
Miles, Jeremy	5	5	0	1	0	1
Aiken, Kamar	4	2	2	0	0	0
Mosley, C.J.	4	3	1	0	0	0
Taliaferro, Lorenzo	4	3	1	0	0	0
Trawick, Brynden	4	3	1	0	0	0
Juszczyk, Kyle	3	3	0	0	0	0
Elam, Matt	2	2	0	0	0	0
Hill, Will	2	2	0	0	0	0
Brown, Marlon	1	1	0	0	0	0
Gorrer, Danny	1	1	0	0	0	0
Jackson, Asa	1	0	1	0	0	1
Urschel, John	1	1	0	0	0	0
Webb, Lardarius	1	0	1	0	0	0
Stewart, Darian	0	0	0	0	0	1
Totals	59	48	11	2	1	3

Defensive and special teams statistics reflect press box stats.

RAVENS COACHES

John Harbaugh, Head Coach; **Jerry Rosburg**, Special Teams Coordinator/Associate Head Coach; **Gary Kubiak**, Offensive Coordinator; **Dean Pees**, Defensive Coordinator; **Juney Barnett**, Assistant Strength and Conditioning; **Clarence Brooks**, Defensive Line; **Randy Brown**, Kicking Consultant; **Juan Castillo**, Offensive Line; **Billy DeLorbe**, Cross Training Specialist; **Rick Dennison**, Quarterbacks; **Bobby Engram**, Wide Receivers; **Thomas Hammock**, Running Backs; **Jay Harbaugh**, Offensive Quality Control; **Chris Hewitt**, Assistant Secondary Coach; **Don Martindale**, Inside Linebackers; **Ted Monachino**, Linebackers; **Brian Pariani**, Tight Ends; **Bob Rogucki**, Strength and Conditioning; **Steve Spagnuolo**, Secondary/Assitant Head Coach; **Craig Ver Steeg**, Senior Offensive Assistant; **Todd Washington**, Assistant Offensive Line; **Matt Weiss**, Defensive Quality Control/Linebackers Assistant

RAVENS HONOR ROLL

AP All-Pro:

OLB Elvis Dumervil (1st Team)
LB C.J. Mosley (2nd Team)
DT Haloti Ngata (2nd Team)
G/T Marshal Yanda (1st Team)

PFWA Awards:

RB Justin Forsett (All-AFC)
DT Timmy Jernigan (All-Rookie)
LB C.J. Mosley (All-AFC, All-Rookie)
G/T Marshal Yanda (All-NFL, All-AFC)

Sporting News All-Pro:

WR/RS Jacoby Jones (1st Team)
G/T Marshal Yanda (1st Team)

Pro Bowl: OLB Elvis Dumervil, RB Justin Forsett,
LB C.J. Mosley, G/T Marshal Yanda

AFC Players of the Week:

OLB Elvis Dumervil (Week 14) - Defense
QB Joe Flacco (Week 6) - Offense
RB Justin Forsett (Week 10, Week 12) - Offense
K Justin Tucker (Week 3) - Special Teams

AFC Player of the Month:

K Justin Tucker (November) - Special Teams

FedEx Air NFL Player of the Week:

QB Joe Flacco (Week 6, Week 17)

NFL Defensive Rookie of the Month:

LB C.J. Mosley (October, December)

Ed Block Courage Award:

CB/RS Lardarius Webb

Ravens Roost Unsung Hero:

RB Justin Forsett

Ravens Roost Extra Effort:

DT Brandon Williams

SEASON TRENDS

	Record		Record
Record	10-6	Positive or Even Turnover Ratio	7-3
vs. AFC North	3-3	Negative Turnover Ratio	3-3
vs. AFC	6-6	Winning Penalty Ratio	4-2
vs. NFC	4-0	Losing Penalty Ratio	6-3
Home	6-2	Overtime	0-0
Away	4-4	With a 100-Yard Rusher	4-1
On Grass	3-2	Without a 100-yard Rusher	6-5
Artificial Turf	7-4	With a 100-Yard Receiver	3-1
Outdoors	9-5	Without a 100-yard Receiver	7-5
Indoors	1-1	With a 300-Yard Passer	3-2
Leading at Halftime	5-1	Without a 300-Yard Passer	7-4
Tied at Halftime	2-0	When Allowing a 100-Yard Rusher	0-0
Trailing at Halftime	3-5	When Not Allowing a 100-Yard Rusher	10-6
Leading After 3 Quarters	8-1	When Allowing a 100-Yard Receiver	1-4
Tied After 3 Quarters	0-0	When Not Allowing a 100-Yard Receiver	9-2
Trailing After 3 Quarters	2-5	When Allowing a 300-Yard Passer	2-4
Decided by 7 Points or less	2-4	When Not Allowing a 300-Yard Passer	8-2
Decided by 3 Points or less	1-3	When Recording 3 or more sacks	7-1
When Scoring First	8-2	When Holding an Opponent Under 250 Net Yards	3-0
When Not Scoring First	2-4	When Holding an Opponent Under 21 Points	8-1
		When Holding an Opponent Under 15 Points	7-0

2014 POSTSEASON STATISTICS

RESULTS AND ATTENDANCE

WON 1 LOST 1

01/03	W	30-17	at Pittsburgh	62,780
01/10	L	31-35	at New England	68,756

TEAM STATISTICS

TOTAL FIRST DOWNS

	RAVENS	OPPONENT
Rushing	47	51
Passing	15	9
Penalty	27	37
3rd Down: Made/Att	5/20	11/27
3rd Down Pct.	25.0%	40.7%
4th Down: Made/Att	4/4	2/3
4th Down Pct.	100.0%	66.7%

POSSESSION AVG.

RAVENS	28:41	31:19
Opponents	7:27	8:09
Avg. Per Game	363.5	404.5
Total Plays	128	138
Avg. Per Play	5.7	5.9

NET YARDS RUSHING

RAVENS	189	82
Opponents	94.5	41.0
Avg. Per Game	53	32
Total Rushes	538	727
Avg. Per Game	269.0	363.5
Sacked/Yards Lost	1/13	7/47
Gross Yards	551	774
Attempts/Completions	74/46	99/67
Completion Pct.	62.2%	67.7%
Had Intercepted	2	3

NET YARDS PASSING

RAVENS	6/41.7	8/38.0
Opponents	6/34.2	8/34.9
Avg. Per Game	9/79	15/174
FUMBLES/BALL LOST	3/1	4/1
TOUCHDOWNS	7	6
Rushing	1	1
Passing	6	5
Returns	0	0

PUNTS/AVERAGE

RAVENS	6/41.7	8/38.0
Opponents	6/34.2	8/34.9

NET PUNTING AVG.

RAVENS	9/79	15/174
Opponents	3/1	4/1

TOUCHDOWNS

RAVENS	7	6
Opponents	1	1
Rushing	6	5
Returns	0	0

SCORE BY PERIODS

	1	2	3	4	OT	PTS
RAVENS	14	17	17	13	0	61
Opponents	10	13	14	15	0	52

SCORING

	TD	RU	PA	RT	K/PAT	FG	S	PTS
Tucker	0	0	0	0	7/7	4/4	0	19
Aiken	1	0	1	0	0	0	0	6
Daniels	1	0	1	0	0	0	0	6
Forsett	1	0	1	0	0	0	0	6
Gillmore	1	0	1	0	0	0	0	6
Pierce	1	1	0	0	0	0	0	6
T. Smith	1	0	1	0	0	0	0	6
S. Smith Sr.	1	0	1	0	0	0	0	6
RAVENS	7	1	6	0	7/7	4/4	0	61
Opponents	6	1	5	0	5/5	3/3	1	52

2-PT. CONVERSIONS: RAVENS 0-0, Opponents 0-1

SACKS: Dumervil 2, Jernigan 1, Ngata 1, Upshaw 1, B. Williams 1, McPhee 0.5, Suggs 0.5, **RAVENS 7, Opponents 1**

FUM/LOST: Flacco 1/0, Forsett 1/1, Juszczyk 1/0

PASSING

	ATT	COMP	YARDS	COMP%	YDS/ATT
Flacco	74	46	551	62.2%	7.45
RAVENS	74	46	551	62.2%	7.45
Opponents	99	67	774	67.7%	7.82

RUSHING

	NO	YDS	AVG	LG	TD
Forsett	40	169	4.2	19	0
Flacco	8	8	1.0	9	0
Pierce	2	7	3.5	5t	1
Toussaint	2	5	2.5	3	0
Campanaro	1	0	0.0	0	0
RAVENS	53	189	3.6	19	1
Opponents	32	82	2.6	16	1

RECEIVING

	NO	YDS	AVG	LG	TD
S. Smith Sr.	8	145	18.1	40	1
Daniels	8	111	13.9	23	1
M. Brown	6	48	8.0	13	0
Juszczyk	6	45	7.5	11	0
T. Smith	5	90	18.0	35	1
Campanaro	4	39	9.8	16	0
Forsett	3	24	8.0	16t	1
Gillmore	2	30	15.0	21t	1
Aiken	2	23	11.5	19t	1
J. Jones	1	3	3.0	3	0
Toussaint	1	-7	-7.0	-7	0
RAVENS	46	551	12.0	40	6
Opponents	67	774	11.6	51t	5

INTERCEPTIONS

	NO	YDS	AVG	LG	TD
Suggs	1	3	3.0	3	0
D. Smith	1	0	0.0	0	0
Stewart	1	0	0.0	0	0
RAVENS	3	3	1.0	3	0
Opponents	2	0	0.0	0	0

PUNTING

	NO	YDS	AVG	NET	TB	IN	LG	BLK
Koch	5	250	50.0	34.2	0	0	53	1
RAVENS	6	250	41.7	34.2	0	0	53	1
Opponents	8	304	38.0	34.9	0	3	49	0

PUNT RETURNS

	RET	FC	YDS	AVG	LG	TD
J. Jones	3	1	20	6.7	9	0
Cason	1	0	5	5.0	5	0
Campanaro	0	1	0	---	---	0
RAVENS	4	2	25	6.3	9	0
Opponents	3	0	45	15.0	19	0

KICKOFF RETURNS

	NO	YDS	AVG	LG	TD
J. Jones	11	265	24.1	29	0
RAVENS	11	265	24.1	29	0
Opponents	9	203	22.6	28	0

FIELD GOALS

	1-19	20-29	30-39	40-49	50+
Tucker	0/0	2/2	0/0	1/1	1/1
RAVENS	0/0	2/2	0/0	1/1	1/1
Opponents	0/0	1/1	0/0	2/2	0/0

Tucker: (28G, 45G, 52G) (25G)

Opponents: (45G, 22G, 47G) ()

	TD	TD%	INT	INT%	LG	SACK/LOST	RATING
RAVENS	6	8.1%	2	2.7%	40	1/13	100.7
Opponents	6	8.1%	2	2.7%	40	1/13	100.7
Opponents	5	5.1%	3	3.0%	51t	7/47	95.3

DEFENSIVE STATISTICS

PLAYER	TT	SOLO	AS	YDS		RET.		PD	FF	FR
				SACKS	LOST	INT	YDS			
Mosley, C.J.	19	12	7	0	0	0	0	0	1	0
Melvin, Rashaan	18	15	3	0	0	0	0	0	0	0
Smith, Daryl	16	13	3	0	0	1	0	1	2	0
Webb, Lardarius	9	8	1	0	0	0	0	0	0	0
Suggs, Terrell	8	3	5	0.5	2	1	3	1	0	0
Williams, Brandon	7	5	2	1	9	0	0	0	0	0
Hill, Will	6	5	1	0	0	0	0	2	0	0
McPhee, Pernell	4	0	4	0.5	2	0	0	0	0	0
Upshaw, Courtney	4	3	1	1	7	0	0	0	0	0
Dumervil, Elvis	3	3	0	2	18	0	0	0	0	0
Levine, Anthony	3	3	0	0	0	0	0	0	0	0
Miles, Jeromy	3	2	1	0	0	0	0	0	0	0
Ngata, Haloti	3	1	2	1	3	0	0	1	0	0
Stewart, Darian	3	3	0	0	0	1	0	2	0	1
Canty, Chris	2	2	0	0	0	0	0	0	0	0
Jernigan, Timmy	2	2	0	1	6	0	0	0	0	0
Cason, Antoine	1	1	0	0	0	0	0	0	0	0
Elam, Matt	1	1	0	0	0	0	0	0	0	0
Guy, Lawrence	1	0	1	0	0	0	0	0	0	0
Totals	113	82	31	7	47	3	3	7	3	1

SPECIAL TEAMS STATISTICS

PLAYER	TT	SOLO	AS	FF	FR	BK
Juszczyk, Kyle	4	0	4	0	0	0
Aiken, Kamar	3	2	1	0	0	0
Miles, Jeromy	3	2	1	1	0	0
Orr, Zachary	3	1	2	0	0	0
Brown, Marlon	2	1	1	0	0	0
McClellan, Albert	2	1	1	0	0	0
Elam, Matt	1	1	0	0	0	0
Totals	18	8	10	1	0	0

Defensive and special teams statistics reflect press box stats.

2015 STATISTICS

RESULTS AND ATTENDANCE

WON 5, LOST 11

Date	Result	Score	Location	Attendance
09/13	L	13-19	at Denver	76,798
09/20	L	33-37	at Oakland	53,500
09/27	L	24-28	Cincinnati	70,970
10/01	W	23-20 OT	at Pittsburgh	63,929
10/11	L	30-33 OT	Cleveland	71,046
10/18	L	20-25	at San Francisco	70,799
10/26	L	18-26	at Arizona	64,722
11/01	W	29-26	San Diego	70,829
11/15	L	20-22	Jacksonville	70,837
11/22	W	16-13	St. Louis	71,105
11/30	W	33-27	at Cleveland	64,380
12/06	L	13-15	at Miami	64,519
12/13	L	6-35	Seattle	71,179
12/20	L	14-34	Kansas City	70,791
12/27	W	20-17	Pittsburgh	71,261
01/03	L	16-24	at Cincinnati	57,254

TEAM STATISTICS

TOTAL FIRST DOWNS

Category	RAVENS	OPPONENT
Rushing	89	80
Passing	211	189
Penalty	23	42
3rd Down: Made/Att	85/226	86/216
3rd Down Pct.	37.6	39.8
4th Down: Made/Att	12/24	4/9
4th Down Pct.	50.0	44.4

POSSESSION AVG.

RAVENS	29:58
OPPONENT	30:02

TOTAL NET YARDS

RAVENS	5749
OPPONENT	5398

Avg. Per Game	359.3	337.4
Total Plays	1083	1000
Avg. Per Play	5.3	5.4

NET YARDS RUSHING

RAVENS	1478
OPPONENT	1661

Avg. Per Game	92.4	103.8
Total Rushes	383	418

NET YARDS PASSING

RAVENS	4271
OPPONENT	3737

Avg. Per Game	266.9	233.6
Sacked/Yards Lost	24/178	37/220
Gross Yards	4449	3957

Att./Completions	676/426	545/350
Completion Pct.	63.0	64.2
Had Intercepted	21	6

PUNTS/AVERAGE

RAVENS	74/46.7
OPPONENT	81/45.9

NET PUNTING AVG.

RAVENS	74/42.9
OPPONENT	81/39.1

PENALTIES/YARDS

RAVENS	122/1153
OPPONENT	103/748

FUMBLES/BALL LOST

RAVENS	13/7
OPPONENT	18/8

TOUCHDOWNS

Rushing	33	45
Passing	8	10
Returns	21	30
Total	4	5

SCORE BY PERIODS

	1	2	3	4	OT	PTS
RAVENS	64	88	58	115	3	328
OPPONENTS	80	124	91	103	3	401

SCORING

	TD	RU	PA	RT	K/PAT	FG	S	PTS
Tucker	0	0	0	0	29/29	33/40	0	128
Aiken	5	0	5	0	0	0	0	30
Gillmore	4	0	4	0	0	0	0	24
Juszczyk	4	0	4	0	0	0	0	24
Allen	3	1	2	0	0	0	0	18
Flacco	3	3	0	0	0	0	0	18
S. Smith Sr.	3	0	3	0	0	0	0	18
Forsett	2	2	0	0	0	0	0	12
Campanaro	1	1	0	0	0	0	0	6
Clay	1	0	0	1	0	0	0	6
Givens	1	0	1	0	0	0	0	6
Hill III	1	0	0	1	0	0	0	6
Matthews	1	0	1	0	0	0	0	6
Mosley	1	0	0	1	0	0	0	6
J. Smith	1	0	0	1	0	0	0	6
Taliaferro	1	1	0	0	0	0	0	6
M. Williams	1	0	1	0	0	0	0	6
Boyle	0	0	0	0	0	0	0	2
RAVENS	33	8	21	4	29/29	33/40	0	328
Opponents	45	10	30	5	37/40	30/36	0	401

2-PT. CONVERSIONS: Boyle RAVENS 1-4, Opponents 2-5

FUM/LOST: Flacco 5/2, Allen 2/2, Ross 2/2, West (LG) 2/2, Aiken 1/1, Butler 1/0, Clausen (LG) 1/0, Levine 1/0, M. Williams 1/0

PASSING

	ATT	COMP	YARDS	COMP%	YDS/ATT	TD	TD%	INT	INT%	LG	SACK/LOST	RATING
Flacco	413	266	2791	64.4	6.76	14	3.4	12	2.9	50t	16/124	83.1
Mallett LG	244	136	1336	55.7	5.48	5	2.0	6	2.5	48	6/32	67.9
Mallett TM	97	58	566	59.8	5.84	2	2.1	2	2.1	39	2/19	74.5
Clausen LG	125	72	739	57.6	5.91	2	1.6	4	3.2	48t	7/38	66.7
Clausen TM	85	49	555	57.6	6.53	2	2.4	3	3.5	48t	3/8	70.5
Schaub	80	52	540	65.0	6.75	3	3.8	4	5.0	48	3/27	76.0
Koch	1	1	-3	100.0	-3.00	0	0.0	0	0.0	-3	0/0	79.2
RAVENS	676	426	4449	63.0	6.58	21	3.1	21	3.1	50t	24/178	79.4
Opponents	545	350	3957	64.2	7.26	30	5.5	6	1.1	80t	37/220	99.6

RUSHING

	NO	YDS	AVG	LG	TD
Forsett	151	641	4.2	33	2
Allen	137	514	3.8	44	1
West LG	62	231	3.7	17	0
West TM	46	180	3.9	17	0
Taliaferro	13	47	3.6	7t	1
Clausen LG	11	36	3.3	11	0
Clausen TM	6	28	4.7	8	0
Flacco	13	23	1.8	16	3
Givens LG	4	18	4.5	24	0
Givens TM	3	-6	-2.0	2	0
Campanaro	2	17	8.5	9t	1
Mallett LG	5	15	3.0	6t	1
Mallett TM	1	4	4.0	4	0
Schaub	4	10	2.5	7	0
Koch	1	7	7.0	7	0
Magee	2	5	2.5	4	0
Juszczyk	2	3	1.5	2	0
Levine Sr.	1	3	3.0	3	0
Ross	1	2	2.0	2	0
RAVENS	383	1478	3.9	44	8
Opponents	418	1661	4.0	62	10

RECEIVING

	NO	YDS	AVG	LG	TD
Aiken	75	944	12.6	48t	5
S. Smith Sr.	46	670	14.6	50t	3
Allen	45	353	7.8	41t	2
Juszczyk	41	321	7.8	39	4
Gillmore	33	412	12.5	46	4
M. Williams	32	268	8.4	28	1
Butler	31	363	11.7	41	0
Forsett	31	153	4.9	32	0
Givens LG	20	353	17.7	48	1
Givens TM	19	346	18.2	48	1
Boyle	18	153	8.5	25	0
M. Brown	14	112	8.0	22	0
Matthews LG	13	151	11.6	21	1
Matthews TM	9	97	10.8	21	1
Ross	9	88	9.8	18	0
D. Brown	6	64	10.7	31	0
Campanaro	5	35	7.0	11	0
Taliaferro	5	29	5.8	11	0
West	4	21	5.3	8	0
Waller	2	18	9.0	17	0
Magee	1	2	2.0	2	0
RAVENS	426	4449	10.4	50t	21
Opponents	350	3957	11.3	80t	30

PUNTING

	NO	YDS	AVG	NET	TB	IN	LG	BLK
Koch	74	3454	46.7	42.9	5	29	67	0
RAVENS	74	3454	46.7	42.9	5	29	67	0
Opponents	81	3715	45.9	39.1	5	24	70	1

PUNT RETURNS

	RET	FC	YDS	AVG	LG	TD
Clay	23	3	244	10.6	82t	1
Ross	10	5	109	10.9	42	0
Campanaro	3	3	49	16.3	21	0
S. Smith Sr.	2	1	32	16.0	22	0
Webb	2	3	16	8.0	9	0
RAVENS	40	15	450	11.3	82t	1
Opponents	35	12	176	5.0	29	0

KICKOFF RETURNS

	NO	YDS	AVG	LG	TD
Clay	15	371	24.7	39	0
Ross	7	205	29.3	46	0
Mostert	5	164	32.8	50	0
Campanaro	3	79	26.3	29	0
Boyle	1	10	10.0	10	0
Juszczyk	1	7	7.0	7	0
Z. Smith	1	15	15.0	15	0
M. Williams	1	6	6.0	6	0
RAVENS	34	857	25.2	50	0
Opponents	9	229	25.4	40	0

FIELD GOALS

	1-19	20-29	30-39	40-49	50+
Tucker	0/0	10/10	9/9	10/11	4/0
RAVENS	0/0	10/10	9/9	10/11	4/0
Opponents	0/0	6/7	8/8	10/12	6/9

Tucker: (52G,44G)(22G,21G,37G,31G)(50N,21G)(40G,42G,52G)(51N,23G)(22G,36G,45N)(44G)(48G,29G,48G,45G,39G)(58N)(51N,25G,20G,51N,47G)(49G,35G)(38G,31G,55N)(28G,30G)(37G,50G)(28G,50G,49G)

Opponents: (57G,56G,43G,33G)(23G,46G,48G)(45G,36G,49N,41N)(43G,43G,37G,32G)(53G,31G,26G,42G)(55N,21G,21G)(42G,49G)(21G,45G,26B,53G)(52N)(31G,21G,)(1)(53G,32G)(34G)(52G)

2015 STATISTICS

DEFENSIVE STATISTICS

PLAYER	TT	SOLO	AS	SACKS	YDS		RET.	PD	FF	FR
					LOST	INT				
Smith, Daryl	121	72	49	3	19.5	1	-1	3	0	0
Mosley, C.J.	115	75	40	4	18	0	0	7	1	1
Hill III, Will	64	48	16	1	8	1	25	7	0	0
Lewis, Kendrick	62	40	22	0	0	0	6	1	0	0
Webb, Lardarius	56	48	8	0	0	1	3	11	0	0
Smith, Jimmy	54	48	6	1	0	3*	24	10	0	0
Williams, Brandon	54	36	18	2	19	0	0	2	1	0
Upshaw, Courtney	51	27	24	2	13	0	0	3	2	3
Dumervil, Elvis	48	29	19	6	33	0	0	1	1	2
Guy, Lawrence	46	29	17	4.5	20.5	0	0	1	0	0
Jernigan, Timmy	37	18	19	4	36.5	0	0	0	0	0
Wright, Shareece	35	31	4	0	0	0	0	4	0	0
Smith, Za'Darius	32	20	12	5.5	24.5	0	0	1	0	0
Arrington, Kyle	28	22	6	0	0	0	0	3	1	0
Canty, Chris	20	11	9	1	8	0	0	1	0	0
Orr, Zachary	17	14	3	1	8	0	0	1	0	0
Davis, Carl	11	4	7	0	0	0	0	2	0	0
McClellan, Albert	11	7	4	1	9	0	0	1	0	1
Urban, Brent	10	5	5	1	3	0	0	0	0	0
Brooks, Terrence	7	6	1	0	0	0	0	1	0	0
Trawick, Brynden	7	4	3	0	0	0	0	1	0	0
Lewis-Moore, Kapron	3	3	0	0	0	0	0	0	0	0
Davis, Will	1	1	0	0	0	0	0	1	0	0
Levine Sr., Anthony	1	1	0	0	0	0	0	0	0	0
Melvin, Rashaan	1	1	0	0	0	0	0	0	0	0
Rolle, Jamal	1	1	0	0	0	0	0	0	0	0
Walker, Tray	1	1	0	0	0	0	0	0	0	0
Team	1	1	0	0	0	0	0	0	0	0
Totals	895	603	292	37	220	6	51	67	7	7

*Jimmy Smith returned an INT 24 yards for a TD at Den. (9/13)

INTERCEPTIONS	NO	YDS	AVG	LG	TD
J. Smith	3	24	8.0	24t	1
Hill III	1	25	25.0	25	0
Webb	1	3	3.0	3	0
D. Smith	1	-1	-1.0	-1	0
RAVENS	6	51	8.5	25	1
Opponents	21	340	16.2	90t	4

SACKS: Dumervil 6, Z. Smith 5.5, Guy 4.5, Jernigan 4, Mosley 4, D. Smith 3, Upshaw 2, B. Williams 2, Canty 1, Hill 1, McClellan 1, Orr 1, J. Smith 1, Urban 1 **RAVENS 37, Opponents 24**

SPECIAL TEAMS STATISTICS

PLAYER	TT	SOLO	AS	FF	FR	BK
Trawick, Brynden	9	9	0	0	0	0
Levine Sr., Anthony	6	6	0	1	0	0
McClellan, Albert	6	6	0	0	0	0
Orr, Zachary	5	5	0	0	0	0
Waller, Darren	3	3	0	0	0	0
Brown, Arthur	2	2	0	0	0	0
Brooks, Terrence	1	1	0	0	0	0
Brown, Marlon	1	1	0	0	0	0
Jackson, Asa	1	1	0	0	0	2
Juszczyk, Kyle	1	1	0	0	0	0
Koch, Sam	1	1	0	0	0	0
Lewis, Kendrick	1	1	0	0	0	0
Matthews, Chris	1	1	0	0	0	0
Mosley, C.J.	1	1	0	0	0	0
Mostert, Raheem	1	1	0	0	0	0
Ross, Jeremy	1	1	0	0	0	0
Taliaferro, Lorenzo	1	1	0	0	0	0
Tucker, Justin	1	1	0	0	0	0
Walker, Tray	1	1	0	0	0	0
Guy, Lawrence	0	0	0	0	0	1
Smith, Za'Darius	0	0	0	0	0	1
Urban, Brent	0	0	0	0	0	1
Totals	44	44	0	1	0	5

Defensive and special teams statistics reflect press box stats.

RAVENS COACHES

John Harbaugh, Head Coach; **Jerry Rosburg**, Special Teams Coordinator/Associate Head Coach; **Dean Pees**, Defensive Coordinator; **Marc Trestman**, Offensive Coordinator; **Richard Angulo**, Tight Ends; **Juney Barnett**, Assistant Strength and Conditioning; **Andy Bischoff**, Offensive Quality Control; **Clarence Brooks**, Defensive Line; **Randy Brown**, Kicking Consultant; **Juan Castillo**, Offensive Line; **Scott Cohen**, Coaching Consultant; **John Egorugwu**, Staff Assistant - Defense; **Bobby Engram**, Wide Receivers; **Thomas Hammock**, Running Backs; **Chris Hewitt**, Defensive Backs; **Chris Horton**, Staff Assistant - Special Teams; **Mike Macdonald**, Defensive Assistant; **Don Martindale**, Inside Linebackers; **Megan McLaughlin**, Executive Assistant/Football Information Manager; **Ted Monachino**, Linebackers; **Marty Mornhinweg**, Quarterbacks; **Torrey Myers**, Staff Assistant - Offense; **Dan Parsons**, Assistant to the Head Coach; **Bob Rogucki**, Strength and Conditioning; **Eugene Shen**, Director of Coaching Analytics; **Martin Streight**, Staff Assistant - Strength and Conditioning; **Lonnie Teasley**, Staff Assistant - Offense/Strength and Conditioning; **Craig Ver Steeg**, Senior Offensive Assistant; **Todd Washington**, Assistant Offensive Line; **Matt Weiss**, Cornerbacks; **Drew Wilkins**, Defensive Coaching Assistant

RAVENS HONOR ROLL

AP All-Pro:
P Sam Koch (2nd Team)
G/T Marshal Yanda (1st Team)

PFWA Awards:
P Sam Koch (All-AFC)
G/T Marshal Yanda (All-NFL, All-AFC)

Sporting News All-Pro:
G/T Marshal Yanda

Pro Bowl:
LS Morgan Cox, OLB Elvis Dumervil, P Sam Koch,
G/T Marshal Yanda

AFC Players of the Week:
S Will Hill III (Week 12) - Special Teams
K Justin Tucker (Week 4, Week 8) - Special Teams

AFC Player of the Month:
K Justin Tucker (November) - Special Teams

Ed Block Courage Award:
TE Dennis Pitta

Ravens Roost Unsung Hero:
P Sam Koch

Ravens Roost Extra Effort:
P Sam Koch

Team MVP (Baltimore Media):
G/T Marshal Yanda

SEASON TRENDS

	Record		Record
Record	5-11	Positive or Even Turnover Ratio	3-2
vs. AFC North	3-3	Negative Turnover Ratio	2-9
vs. AFC	4-8	Winning Penalty Ratio	1-4
vs. NFC	1-3	Losing Penalty Ratio	3-6
Home	3-5	Overtime	1-1
Away	2-6	With a 100-Yard Rusher	1-1
On Grass	2-5	Without a 100-yard Rusher	4-10
Artificial Turf	3-6	With a 100-Yard Receiver	1-5
Outdoors	5-10	Without a 100-yard Receiver	4-6
Indoors	0-1	With a 300-Yard Passer	1-5
Leading at Halftime	2-3	Without a 300-Yard Passer	4-6
Tied at Halftime	0-1	When Allowing a 100-Yard Rusher	2-2
Trailing at Halftime	3-7	When Not Allowing a 100-Yard Rusher	3-9
Leading After 3 Quarters	2-2	When Allowing a 100-Yard Receiver	0-5
Tied After 3 Quarters	0-0	When Not Allowing a 100-Yard Receiver	5-6
Trailing After 3 Quarters	3-9	When Allowing a 300-Yard Passer	1-4
Decided by 7 Points or less	5-7	When Not Allowing a 300-Yard Passer	4-7
Decided by 3 Points or less	4-3	When Recording 3 or more sacks	2-6
When Scoring First	3-3	When Holding an Opponent Under 250 Net Yards	1-2
When Not Scoring First	2-8	When Holding an Opponent Under 21 Points	3-2
		When Holding an Opponent Under 15 Points	1-1



Justin Tucker



John Harbaugh

ALL-TIME RANKINGS: OFFENSE

YARDS PER GAME AVERAGE		RUSHING YARDS/ ATTEMPT		PCT. HAD INTERCEPTED		3RD DOWN EFFICIENCY		KICK RETURN AVERAGE		POINTS PER GAME AVERAGE	
2016 - 17th	(347.7)	2016 - 21st	(4.0)	2016 - 18th	(2.4%)	2016 - 24th	(36.9%)	2016 - 12th	(22.7)	2016 - 21st	(21.4)
2015 - 14th	(359.3)	2015 - 24th	(3.9)	2015 - 29th	(3.1%)	2015 - 23rd	(37.6%)	2015 - 7th	(25.2)	2015 - 25th	(20.5)
2014 - 12th	(364.9)	2014 - 7th	(4.5)	2014 - 10th	(2.2%)	2014 - 14th	(41.0%)	2014 - 1st	(28.3)	2014 - 8th	(25.6)
2013 - 29th	(307.4)	2013 - 32nd	(3.1)	2013 - 28th	(3.7%)	2013 - 20th	(36.4%)	2013 - 2nd	(26.4)	2013 - 25th	(20.0)
2012 - 16th	(352.5)	2012 - 12th	(4.3)	2012 - 6th	(2.0%)	2012 - 20thT	(36.9%)	2012 - 1st	(27.3)	2012 - 10th	(24.9)
2011 - 15th	(338.7)	2011 - 12th	(4.3)	2011 - 9th	(2.2%)	2011 - 7th	(42.4%)	2011 - 9th	(24.9)	2011 - 12th	(23.6)
2010 - 22nd	(322.9)	2010 - 28th	(3.8)	2010 - 6th	(2.0%)	2010 - 16th	(39.0%)	2010 - 6th	(24.7)	2010 - 16th	(22.3)
2009 - 13th	(351.2)	2009 - 4th	(4.7)	2009 - 10th	(2.5%)	2009 - 11thT	(41.6%)	2009 - 2nd	(26.2)	2009 - 9th	(24.4)
2008 - 18th	(324.0)	2008 - 22nd	(4.0)	2008 - 16th	(2.8%)	2008 - 15th	(40.9%)	2008 - 31st	(20.1)	2008 - 11th	(24.1)
2007 - 22nd	(302.0)	2007 - 17th	(4.0)	2007 - 6th	(2.5%)	2007 - 18th	(38.5%)	2007 - 10th	(23.5)	2007 - 24th	(17.2)
2006 - 17th	(317.0)	2006 - 31st	(3.4)	2006 - 10th	(2.7%)	2006 - 9th	(41.2%)	2006 - 10th	(23.2)	2006 - 12thT	(22.1)
2005 - 24th	(293.3)	2005 - 27th	(3.6)	2005 - 28th	(3.7%)	2005 - 16th	(39.1%)	2005 - 22nd	(21.5)	2005 - 25th	(16.6)
2004 - 31st	(273.4)	2004 - 15th	(4.2)	2004 - 6th	(2.7%)	2004 - 22nd	(35.1%)	2004 - 21st	(20.7)	2004 - 20th	(19.8)
2003 - 21st	(308.1)	2003 - 3rd	(4.8)	2003 - 32nd	(4.5%)	2003 - 27th	(31.9%)	2003 - 15th	(21.4)	2003 - 8th	(24.7)
2002 - 26th	(289.9)	2002 - 14th	(4.2)	2002 - 15th	(2.9%)	2002 - 24th	(37.7%)	2002 - 19th	(21.1)	2002 - 23rd	(19.7)
2001 - 14th	(320.3)	2001 - 25th	(3.7)	2001 - 18thT	(3.9%)	2001 - 19th	(35.7%)	2001 - 3rd	(23.6)	2001 - 18th	(19.9)
2000 - 16th	(313.4)	2000 - 8th	(4.3)	2000 - 21st	(3.8%)	2000 - 11th	(40.3%)	2000 - 12th	(22.3)	2000 - 14th	(20.8)
1999 - 24th	(298.6)	1999 - 10th	(4.1)	1999 - 23rd	(3.7%)	1999 - 31st	(28.4%)	1999 - 19th	(20.3)	1999 - 14th	(20.3)
1998 - 26th	(281.1)	1998 - 15th	(4.0)	1998 - 16th	(3.1%)	1998 - 28th	(30.9%)	1998 - 4th	(24.6)	1998 - 26th	(16.8)
1997 - 9th	(330.7)	1997 - 19th	(3.8)	1997 - 13th	(2.7%)	1997 - 20th	(36.1%)	1997 - 27th	(20.2)	1997 - 16th	(20.4)
1996 - 3rd	(357.7)	1996 - 7th	(4.2)	1996 - 19th	(3.5%)	1996 - 3rd	(43.8%)	1996 - 26th	(20.2)	1996 - 6th	(23.2)
YARDS PER PLAY AVERAGE		PASS NET YARDS/ GAME		SACKS PER PASS PLAY		4TH DOWN EFFICIENCY		GROSS PUNTING AVERAGE		FIELD GOAL PERCENTAGE	
2016 - 24th	(5.2)	2016 - 12th	(256.3)	2016 - 7th	(.046)	2016 - 24thT	(42.1%)	2016 - 14th	(45.8)	2016 - 1st	(97.4%)
2015 - 22nd	(5.3)	2015 - 8th	(266.9)	2015 - 1st	(.034)	2015 - 15thT	(50.0%)	2015 - 7th	(46.7)	2015 - 21st	(82.5%)
2014 - 9th	(5.7)	2014 - 13th	(238.7)	2014 - 2nd	(.033)	2014 - 11thT	(50.0%)	2014 - 1st	(47.4)	2014 - 15th	(85.3%)
2013 - 32nd	(4.5)	2013 - 18th	(224.4)	2013 - 20th	(.072)	2013 - 22nd	(37.5%)	2013 - 13th	(45.5)	2013 - 6thT	(92.7%)
2012 - 16th	(5.4)	2012 - 15th	(233.7)	2012 - 17th	(.063)	2012 - 22nd	(42.9%)	2012 - 8th	(47.1)	2012 - 6th	(90.9%)
2011 - 18th	(5.2)	2011 - 19th	(213.9)	2011 - 13th	(.057)	2011 - 6thT	(57.1%)	2011 - 9th	(46.5)	2011 - 26th	(76.9%)
2010 - 23rd	(5.1)	2010 - 20th	(208.4)	2010 - 25th	(.075)	2010 - 21stT	(40.0%)	2010 - 16th	(43.6)	2010 - 6th	(89.7%)
2009 - 14th	(5.5)	2009 - 18th	(213.7)	2009 - 20th	(.066)	2009 - 19th	(46.2%)	2009 - 19th	(43.1)	2009 - 27th	(70.0%)
2008 - 25th	(4.9)	2008 - 28th	(175.5)	2008 - 22nd	(.071)	2008 - 6th	(63.6%)	2008 - 8th	(45.0)	2008 - 24thT	(80.0%)
2007 - 28th	(4.6)	2007 - 23rd	(189.7)	2007 - 19th	(.065)	2007 - 13th	(52.4%)	2007 - 15th	(43.0)	2007 - 17th	(84.4%)
2006 - 22nd	(5.0)	2006 - 11th	(214.7)	2006 - 2nd	(.031)	2006 - 2nd	(72.7%)	2006 - 18th	(43.0)	2006 - 1st	(93.3%)
2005 - 27th	(4.4)	2005 - 22nd	(193.0)	2005 - 20th	(.069)	2005 - 9th	(57.9%)	2005 - 16th	(42.8)	2005 - 9th	(85.7%)
2004 - 28th	(4.4)	2004 - 31st	(144.5)	2004 - 19th	(.070)	2004 - 30th	(26.7%)	2004 - 22nd	(40.6)	2004 - 3rd	(90.6%)
2003 - 18th	(5.1)	2003 - 32nd	(140.9)	2003 - 31st	(.092)	2003 - 4th	(63.6%)	2003 - 17th	(40.8)	2003 - 9th	(85.0%)
2002 - 25th	(4.9)	2002 - 27th	(177.9)	2002 - 26th	(.079)	2002 - 15th	(53.8%)	2002 - 19th	(40.5)	2002 - 10th	(80.7%)
2001 - 23rd	(4.7)	2001 - 16th	(207.1)	2001 - 14th	(.067)	2001 - 30th	(23.1%)	2001 - 31st	(38.0)	2001 - 5th	(85.7%)
2000 - 21st	(4.7)	2000 - 22nd	(175.9)	2000 - 21st	(.079)	2000 - 31st	(16.7%)	2000 - 20th	(40.2)	2000 - 4th	(89.7%)
1999 - 24th	(4.6)	1999 - 25th	(189.0)	1999 - 27th	(.093)	1999 - 28th	(27.3%)	1999 - 13th	(41.9)	1999 - 7th	(84.8%)
1998 - 19th	(4.9)	1998 - 25th	(179.3)	1998 - 19th	(.079)	1998 - 18thT	(40.0%)	1998 - 16th	(42.9)	1998 - 21stT	(75.0%)
1997 - 12th	(5.1)	1997 - 5th	(231.4)	1997 - 8th	(.059)	1997 - 7thT	(57.1%)	1997 - 14th	(42.7)	1997 - 19thT	(76.5%)
1996 - 1st	(5.6)	1996 - 2nd	(248.6)	1996 - 14th	(.063)	1996 - 25thT	(40.0%)	1996 - 14th	(43.2)	1996 - 22nd	(76.0%)
RUSHING YARDS/ GAME		NET YARDS PER PASS PLAY		1ST DOWNS PER GAME		PUNT RETURN AVERAGE		NET PUNTING AVERAGE			
2016 - 28th	(91.4)	2016 - 26th	(5.8)	2016 - 21st	(19.8)	2016 - 21st	(7.7)	2016 - 16th	(39.9)		
2015 - 26th	(92.4)	2015 - 22nd	(6.1)	2015 - 16th	(20.2)	2015 - 3rd	(11.3)	2015 - 2nd	(42.9)		
2014 - 8th	(126.2)	2014 - 12th	(6.7)	2014 - 10th	(21.6)	2014 - 14th	(9.1)	2014 - 1st	(43.3)		
2013 - 30th	(83.0)	2013 - 30th	(5.4)	2013 - 24th	(18.4)	2013 - 3rd	(14.2)	2013 - 22nd	(38.9)		
2012 - 11th	(118.8)	2012 - 15th	(6.2)	2012 - 15th	(19.6)	2012 - 16th	(9.4)	2012 - 6th	(40.8)		
2011 - 10th	(124.8)	2011 - 19th	(6.3)	2011 - 15thT	(19.5)	2011 - 19th	(9.6)	2011 - 18th	(38.6)		
2010 - 14th	(114.4)	2010 - 13th	(6.8)	2010 - 18th	(18.9)	2010 - 24th	(7.4)	2010 - 4th	(39.2)		
2009 - 5th	(137.5)	2009 - 13th	(6.7)	2009 - 13th	(20.0)	2009 - 20th	(7.4)	2009 - 19th	(37.3)		
2008 - 4th	(148.5)	2008 - 17th	(6.5)	2008 - 14th	(18.8)	2008 - 19th	(8.6)	2008 - 5th	(39.9)		
2007 - 16th	(112.3)	2007 - 29th	(5.4)	2007 - 20th	(18.2)	2007 - 9th	(9.7)	2007 - 24th	(35.5)		
2006 - 25th	(102.3)	2006 - 8th	(6.6)	2006 - 22ndT	(17.6)	2006 - 25thT	(7.8)	2006 - 10th	(37.6)		
2005 - 21st	(100.3)	2005 - 27th	(5.5)	2005 - 19th	(17.9)	2005 - 1st	(11.1)	2005 - 24th	(35.2)		
2004 - 9th	(128.9)	2004 - 31st	(5.0)	2004 - 30th	(16.3)	2004 - 7th	(10.3)	2004 - 23rd	(34.6)		
2003 - 1st	(167.1)	2003 - 27th	(5.4)	2003 - 27th	(16.2)	2003 - 24th	(7.7)	2003 - 11th	(34.9)		
2002 - 16th	(112.0)	2002 - 25th	(5.9)	2002 - 27th	(16.3)	2002 - 8th	(11.8)	2002 - 20th	(32.9)		
2001 - 11th	(113.1)	2001 - 20th	(5.9)	2001 - 8th	(18.7)	2001 - 5th	(11.7)	2001 - 29th	(32.9)		
2000 - 5th	(137.4)	2000 - 24th	(5.6)	2000 - 18th	(18.0)	2000 - 1st	(15.8)	2000 - 21st	(33.9)		
1999 - 16th	(109.6)	1999 - 28th	(5.5)	1999 - 27th	(16.2)	1999 - 24th	(7.7)	1999 - 15th	(35.1)		
1998 - 20th	(101.8)	1998 - 21st	(6.0)	1998 - 30th	(15.2)	1998 - 5th	(12.6)	1998 - 6th	(37.5)		
1997 - 22nd	(99.3)	1997 - 11th	(6.3)	1997 - 17th	(18.3)	1997 - 2nd	(13.4)	1997 - 9th	(36.6)		
1996 - 14th	(109.1)	1996 - 4th	(7.0)	1996 - 2ndT	(21.1)	1996 - 18th	(9.4)	1996 - 6th	(37.2)		

ALL-TIME RANKINGS: DEFENSE

YARDS PER GAME AVERAGE		RUSHING YARDS/ ATTEMPT		PCT. OF PASSES INTERCEPTED		3RD DOWN EFFICIENCY		KICK RETURN AVERAGE		POINTS PER GAME AVERAGE	
2016 - 7th	(322.1)	2016 - 5th	(3.7)	2016 - 1st	(3.1%)	2016 - 2nd	(35.0%)	2016 - 10th	(20.7)	2016 - 9th	(20.1)
2015 - 8th	(337.4)	2015 - 10th	(4.0)	2015 - 32nd	(1.1%)	2015 - 19th	(39.8%)	2015 - 23rd	(25.4)	2015 - 24th	(25.1)
2014 - 8th	(336.9)	2014 - 3rd	(3.6)	2014 - 26th	(1.8%)	2014 - 17th	(40.3%)	2014 - 14th	(23.1)	2014 - 6th	(18.9)
2013 - 12th	(335.5)	2013 - 5th	(3.8)	2013 - 12th	(2.9%)	2013 - 3rd	(33.5%)	2013 - 16th	(23.0)	2013 - 12th	(22.0)
2012 - 17th	(350.9)	2012 - 8th	(4.0)	2012 - 19th	(2.3%)	2012 - 7th	(35.8%)	2012 - 13th	(23.2)	2012 - 12thT	(21.5)
2011 - 3rd	(288.9)	2011 - 2nd	(3.5)	2011 - 19th	(2.8%)	2011 - 2nd	(32.1%)	2011 - 31st	(29.2)	2011 - 3rd	(16.6)
2010 - 10th	(318.9)	2010 - 8th	(3.9)	2010 - 13th	(3.2%)	2010 - 15th	(38.0%)	2010 - 32nd	(26.0)	2010 - 3rd	(16.9)
2009 - 3rd	(300.5)	2009 - 1st	(3.4)	2009 - 6th	(4.2%)	2009 - 11th	(36.7%)	2009 - 4th	(20.3)	2009 - 3rd	(16.3)
2008 - 2nd	(261.1)	2008 - 5th	(3.6)	2008 - 2nd	(4.9%)	2008 - 3rd	(33.5%)	2008 - 15th	(22.6)	2008 - 3rd	(15.3)
2007 - 6th	(301.6)	2007 - 1st	(2.8)	2007 - 10th	(3.5%)	2007 - 7th	(36.6%)	2007 - 24th	(23.7)	2007 - 22ndT	(24.0)
2006 - 1st	(264.1)	2006 - 2nd	(3.3)	2006 - 1st	(5.5%)	2006 - 1st	(28.8%)	2006 - 13th	(21.8)	2006 - 1st	(12.6)
2005 - 5th	(284.7)	2005 - 8th	(3.7)	2005 - 27th	(2.1%)	2005 - 10th	(36.1%)	2005 - 16th	(21.8)	2005 - 10th	(18.7)
2004 - 6th	(300.2)	2004 - 2nd	(3.6)	2004 - 3rd	(4.2%)	2004 - 8th	(34.4%)	2004 - 27th	(23.2)	2004 - 6th	(16.8)
2003 - 3rd	(281.0)	2003 - 3rd	(3.4)	2003 - 4th	(4.5%)	2003 - 2nd	(29.4%)	2003 - 16th	(21.4)	2003 - 6th	(17.6)
2002 - 22nd	(334.6)	2002 - 2nd	(3.7)	2002 - 4th	(4.4%)	2002 - 21st	(40.3%)	2002 - 25th	(22.6)	2002 - 19th	(22.1)
2001 - 2nd	(277.9)	2001 - 3rd	(3.4)	2001 - 21st	(2.9%)	2001 - 3rd	(30.8%)	2001 - 19th	(21.8)	2001 - 4th	(16.6)
2000 - 2nd	(247.9)	2000 - 1st	(2.68)	2000 - 4th	(4.4%)	2000 - 5th	(34.1%)	2000 - 10th	(21.3)	2000 - 1st	(10.3)
1999 - 2nd	(263.9)	1999 - 2nd	(3.14)	1999 - 14th	(3.5%)	1999 - 12th	(34.1%)	1999 - 16th	(21.1)	1999 - 6th	(17.3)
1998 - 22nd	(331.1)	1998 - 6th	(3.60)	1998 - 19th	(3.2%)	1998 - 22nd	(39.2%)	1998 - 10th	(20.5)	1998 - 16th	(20.9)
1997 - 25th	(335.2)	1997 - 5th	(3.60)	1997 - 14th	(3.1%)	1997 - 23rd	(40.3%)	1997 - 20th	(22.8)	1997 - 18th	(21.6)
1996 - 30th	(368.1)	1996 - 15th	(3.78)	1996 - 20th	(2.8%)	1996 - 30th	(48.2%)	1996 - 4th	(20.0)	1996 - 28th	(27.6)

YARDS PER PLAY AVERAGE		PASS NET YARDS/ GAME		SACKS PER PASS PLAY		4TH DOWN EFFICIENCY		GROSS PUNTING AVERAGE		FIELD GOAL PERCENTAGE	
2016 - 8th	(5.2)	2016 - 9th	(232.8)	2016 - 24th	(.051)	2016 - 25thT	(68.8%)	2016 - 13th	(44.9)	2016 - 4th	(72.7%)
2015 - 13th	(5.4)	2015 - 10th	(233.6)	2015 - 13th	(.064)	2015 - 10thT	(44.4%)	2015 - 24th	(45.9)	2015 - 14thT	(83.3%)
2014 - 8th	(5.2)	2014 - 23rd	(248.7)	2014 - 7th	(.076)	2014 - 8th	(35.7%)	2014 - 26th	(45.9)	2014 - 16th	(83.3%)
2013 - 12th	(5.2)	2013 - 12th	(230.1)	2013 - 11th	(.068)	2013 - 23rdT	(57.1%)	2013 - 22nd	(45.8)	2013 - 25th	(91.4%)
2012 - 10th	(5.2)	2012 - 17th	(228.1)	2012 - 17th	(.062)	2012 - 17thT	(50.0%)	2012 - 26th	(46.2)	2012 - 32nd	(94.9%)
2011 - 2nd	(4.6)	2011 - 4th	(196.3)	2011 - 3rd	(.082)	2011 - 21st	(47.6%)	2011 - 8th	(43.6)	2011 - 29th	(90.3%)
2010 - 6th	(5.1)	2010 - 21st	(224.9)	2010 - 32nd	(.043)	2010 - 17thT	(50.0%)	2010 - 17th	(43.5)	2010 - 19th	(84.4%)
2009 - 3rd	(4.9)	2009 - 8thT	(207.3)	2009 - 20th	(.058)	2009 - 6th	(41.2%)	2009 - 13th	(43.4)	2009 - 30th	(88.9%)
2008 - 3rd	(4.5)	2008 - 2nd	(179.7)	2008 - 14th	(.060)	2008 - 1st	(18.8%)	2008 - 9th	(42.8)	2008 - 30th	(95.5%)
2007 - 10th	(5.0)	2007 - 20th	(222.3)	2007 - 16th	(.061)	2007 - 18thT	(53.8%)	2007 - 17th	(43.1)	2007 - 21st	(86.0%)
2006 - 1st	(4.5)	2006 - 6th	(188.2)	2006 - 1st	(.105)	2006 - 7th	(39.1%)	2006 - 29th	(44.9)	2006 - 8th	(73.9%)
2005 - 3rd	(4.6)	2005 - 8th	(184.9)	2005 - 11th	(.074)	2005 - 5thT	(33.3%)	2005 - 7th	(40.5)	2005 - 31st	(93.5%)
2004 - 5th	(4.8)	2004 - 10th	(195.1)	2004 - 12th	(.072)	2004 - 2nd	(25.0%)	2004 - 3rd	(40.1)	2004 - 17th	(83.9%)
2003 - 1st	(4.4)	2003 - 4th	(175.3)	2003 - 1st	(.081)	2003 - 3rd	(29.4%)	2003 - 9th	(40.1)	2003 - 30th	(90.3%)
2002 - 10th	(5.1)	2002 - 26th	(224.4)	2002 - 23rd	(.054)	2002 - 29th	(71.4%)	2002 - 14th	(42.5)	2002 - 29thT	(87.9%)
2001 - 1st	(4.4)	2001 - 8th	(189.7)	2001 - 9th	(.075)	2001 - 11thT	(40.0%)	2001 - 14th	(41.6)	2001 - 2nd	(57.6%)
2000 - 2nd	(4.3)	2000 - 8th	(187.3)	2000 - 22nd	(.062)	2000 - 4th	(21.1%)	2000 - 31st	(44.5)	2000 - 9th	(83.3%)
1999 - 1st	(4.1)	1999 - 6th	(186.9)	1999 - 9th	(.076)	1999 - 19th	(46.7%)	1999 - 21st	(42.9)	1999 - 11thT	(76.0%)
1998 - 18th	(5.0)	1998 - 24th	(224.5)	1998 - 20th	(.067)	1998 - 8th	(36.4%)	1998 - 10th	(42.5)	1998 - 25thT	(86.7%)
1997 - 18th	(5.0)	1997 - 28th	(229.6)	1997 - 18th	(.070)	1997 - 17thT	(50.0%)	1997 - 25th	(44.0)	1997 - 6th	(70.6%)
1996 - 29th	(5.5)	1996 - 30th	(248.1)	1996 - 26th	(.053)	1996 - 18th	(53.8%)	1996 - 13th	(42.4)	1996 - 27th	(90.3%)

RUSHING YARDS/ GAME		NET YARDS PER PASS PLAY		1ST DOWNS PER GAME		PUNT RETURN AVERAGE		NET PUNTING AVERAGE	
2016 - 5th	(89.4)	2016 - 10th	(6.1)	2016 - 3rdT	(18.4)	2016 - 29th	(11.4)	2016 - 15th	(40.0)
2015 - 12th	(103.8)	2015 - 16th	(6.4)	2015 - 12th	(19.4)	2015 - 2nd	(5.0)	2015 - 12th	(39.1)
2014 - 4th	(88.3)	2014 - 12th	(6.2)	2014 - 14thT	(19.4)	2014 - 9th	(7.2)	2014 - 20th	(40.0)
2013 - 11th	(105.4)	2013 - 16th	(6.2)	2013 - 6thT	(17.8)	2013 - 17th	(9.1)	2013 - 4th	(37.5)
2012 - 20th	(122.8)	2012 - 16th	(6.1)	2012 - 21stT	(20.4)	2012 - 7th	(7.8)	2012 - 27th	(41.2)
2011 - 2nd	(92.6)	2011 - 3rd	(5.9)	2011 - 4th	(16.8)	2011 - 24th	(11.9)	2011 - 14th	(38.4)
2010 - 5th	(93.9)	2010 - 7th	(6.0)	2010 - 10thT	(17.7)	2010 - 11th	(8.1)	2010 - 27th	(39.1)
2009 - 5th	(93.3)	2009 - 14th	(6.3)	2009 - 7thT	(17.5)	2009 - 10th	(7.6)	2009 - 11th	(37.2)
2008 - 3rd	(81.4)	2008 - 3rd	(5.4)	2008 - 1st	(14.3)	2008 - 6th	(6.4)	2008 - 11th	(36.6)
2007 - 2nd	(79.3)	2007 - 30th	(7.3)	2007 - 2ndT	(16.1)	2007 - 21st	(9.9)	2007 - 18th	(37.4)
2006 - 2nd	(75.9)	2006 - 2nd	(5.9)	2006 - 1st	(14.8)	2006 - 20th	(9.2)	2006 - 28th	(38.3)
2005 - 9th	(99.4)	2005 - 2nd	(5.6)	2005 - 10th	(17.3)	2005 - 22nd	(8.7)	2005 - 1st	(33.0)
2004 - 8thT	(105.1)	2004 - 9th	(6.2)	2004 - 6th	(17.1)	2004 - 14th	(7.8)	2004 - 3rd	(33.1)
2003 - 6th	(96.0)	2003 - 1st	(5.3)	2003 - 3rd	(15.5)	2003 - 10th	(8.4)	2003 - 13th	(34.0)
2002 - 13th	(110.1)	2002 - 20th	(6.3)	2002 - 23rd	(19.8)	2002 - 24th	(11.8)	2002 - 10th	(32.8)
2001 - 4th	(88.2)	2001 - 2nd	(5.5)	2001 - 3rdT	(16.4)	2001 - 3rd	(5.5)	2001 - 4th	(33.6)
2000 - 1st	(60.6)	2000 - 7th	(5.7)	2000 - 2nd	(13.5)	2000 - 13th	(9.3)	2000 - 5th	(33.1)
1999 - 2nd	(76.9)	1999 - 1st	(4.9)	1999 - 5thT	(16.2)	1999 - 25th	(10.9)	1999 - 29th	(36.9)
1998 - 16th	(106.6)	1998 - 23rd	(6.7)	1998 - 17th	(18.6)	1998 - 4th	(7.1)	1998 - 2nd	(33.6)
1997 - 10th	(105.6)	1997 - 23rd	(6.6)	1997 - 23rd	(19.1)	1997 - 11th	(8.7)	1997 - 11th	(35.5)
1996 - 23rd	(120.0)	1996 - 29th	(7.4)	1996 - 29th	(21.9)	1996 - 16th	(10.1)	1996 - 16th	(35.6)

YEAR-BY-YEAR TOTALS/RANKINGS

OFFENSE

YEAR	TOTAL PLAYS	1ST DOWNS	NET RUSH YARDS	LEAGUE RANK	NET PASS YARDS	LEAGUE RANK	TOTAL NET YARDS	LEAGUE RANK	TOTAL POINTS
1996	1,024	338	1,745.....	14	3,978.....	2	5,723.....	3	371
1997	1,043	292	1,589.....	22	3,702.....	5	5,291.....	9	326
1998	926	243	1,629.....	20	2,869.....	25	4,498.....	26	269
1999	1,033	259	1,754.....	16	3,024.....	25	4,778.....	24	324
2000	1,058	288	2,199.....	5	2,815.....	22	5,014.....	16	333
2001	1,080	299	1,810.....	11	3,314.....	16	5,124.....	14	303
2002	947	261	1,792.....	16	2,847.....	27	4,639.....	26	316
2003	1,009	259	2,674.....	1	2,255.....	32	4,929.....	21	391
2004	991	260	2,063.....	9	2,312.....	31	4,375.....	31	317
2005	1,056	286	1,605.....	21	3,088.....	22	4,693.....	24	265
2006	1,017	282	1,637.....	25	3,435.....	11	5,072.....	17	353
2007	1,042	291	1,797.....	16	3,035.....	23	4,832.....	22	275
2008	1,058	300	2,376.....	4	2,808.....	28	5,184.....	18	385
2009	1,014	320	2,200.....	5	3,419.....	18	5,619.....	13	391
2010	1,018	303	1,831.....	14	3,335.....	20	5,166.....	22	357
2011	1,036	312	1,996.....	10	3,423.....	19	5,419.....	15	378
2012	1,042	314	1,901.....	11	3,739.....	15	5,640.....	16	398
2013	1,090	295	1,328.....	30	3,590.....	18	4,918.....	29	320
2014	1,022	345	2,019.....	8	3,819.....	13	5,838.....	12	409 [^]
2015	1,083	323	1,478.....	26	4,271.....	8	5,749.....	14	328
2016	1,079	316	1,463.....	28	4,100.....	12	5,563.....	17	343

DEFENSE

YEAR	TOTAL PLAYS	1ST DOWNS	NET RUSH YARDS	LEAGUE RANK	NET PASS YARDS	LEAGUE RANK	TOTAL NET YARDS	LEAGUE RANK	TOTAL POINTS
1996	1,075	351	1,920.....	23	3,969.....	30	5,889.....	30	441
1997	1,068	306	1,690.....	10	3,673.....	28	5,363.....	25	345
1998	1,050	298	1,705.....	16	3,592.....	24	5,297.....	22	335
1999	1,040	260	1,231.....	2	2,991.....	6	4,222.....	2	277
2000	924	216	970.....	1	2,997.....	8	3,967.....	2	165*
2001	1,010	262	1,411.....	4	3,035.....	8	4,446.....	2	265
2002	1,077	316	1,762.....	13	3,591.....	26	5,353.....	22	354
2003	1,026	248	1,536.....	6	2,805.....	4	4,341.....	3	281
2004	1,009	273	1,681.....	8T	3,122.....	10	4,803.....	6	268
2005	998	277	1,591.....	9	2,964.....	8	4,555.....	5	299
2006	936	236	1,214.....	2	3,011.....	6	4,225.....	1	201
2007	968	258	1,268.....	2	3,557.....	20	4,825.....	6	384
2008	928	228	1,302.....	3	2,875.....	2	4,177.....	2	244
2009	991	280	1,492.....	5	3,316.....	8T	4,808.....	3	261
2010	1,007	284	1,503.....	5	3,599.....	21	5,102.....	10	270
2011	1,002	269	1,482.....	2	3,140.....	4	4,622.....	3	266
2012	1,086	326	1,965.....	20	3,650.....	17	5,615.....	17	344
2013	1,032	284	1,687.....	11	3,681.....	12	5,368.....	12	352
2014	1,034	311	1,412.....	4	3,979.....	23	5,391.....	8	302
2015	1,000	311	1,661.....	12	3,737.....	10	5,398.....	8	401
2016	993	294	1,430.....	5	3,724.....	9	5,154.....	7	321

* 16-game NFL record ^ Franchise record



DEFENSIVE DOMINANCE

Entering the 2017 season, the Ravens' defense ranks in the Top 3 in several major defensive categories dating back to its 2000 Super Bowl-winning campaign. Below is where Baltimore's stout unit stands since 2000.

POINTS PER GAME ALLOWED (2000-16)

1. Pittsburgh 18.1
2. **Baltimore** **18.3**
3. New England 18.7

OPPONENT QB RATING (2000-16)

1. **Baltimore** **76.1**
2. Pittsburgh 78.3
3. Green Bay 78.7

NET YARDS ALLOWED (2000-16)

1. Pittsburgh 295.7
2. **Baltimore** **302.0**
3. NY Jets 318.0

RUSHING YPG ALLOWED (2000-16)

1. Pittsburgh 91.2
2. **Baltimore** **93.3**
3. Minnesota 104.7

SERVICE/SCORING RECORDS

SERVICE RECORDS

MOST SEASONS

- 17 Ray Lewis (1996-2012)
- 14 **Terrell Suggs (2003-present)**
- 13 Matt Stover (1996-2008)
- 12 Jonathan Ogden (1996-2007)
- 11 **Sam Koch (2006-present)**
- Ed Reed (2002-12)
- Mike Flynn (1997-2007)

MOST CONSECUTIVE STARTS

- 122 **Joe Flacco (2008-15)**
- 80 Michael Oher (2009-13)
- Jarret Johnson (2007-11)
- 73 Michael McCrary (1997-2001)
- Jamie Sharper (1997-2001)
- 64 Matt Birk (2009-12)
- Rod Woodson (1998-2001)

MOST GAMES PLAYED

- 228 Ray Lewis (1996-2012)
- 207 Matt Stover (1996-2008)
- 197 **Terrell Suggs (2003-present)**
- 177 Jonathan Ogden (1996-2007)
- 176 **Sam Koch (2006-present)**
- 160 Ed Reed (2002-12)
- 144 **Marshal Yanda (2007-present)**
- 143 Jarret Johnson (2003-11)

MOST CONSECUTIVE GAMES PLAYED

- 176 **Sam Koch (2006-present)**
- 129 Jarret Johnson (2003-11)
- 122 **Joe Flacco (2008-15)**
- 111 Peter Boulware (1997-2003)
- 110 Matt Stover (2002-08)
- 105 **Terrell Suggs (2003-09)**
- 97 Matt Stover (1996-2002)

SCORING RECORDS

MOST POINTS SCORED

CAREER

- 1,464 Matt Stover (402 PATs, 354 FGs), 1996-2008
- 670 **Justin Tucker (166 PATs, 168 FGs), 2012-16**
- 294 Billy Cundiff (96 PATs, 66 FGs), 2009-11

SEASON

- 141 **Justin Tucker (27 PATs, 38 FGs), 2016**
- 140 **Justin Tucker (26 PATs, 38 FGs), 2013**
- 135 Matt Stover (30 PATs, 35 FGs), 2000
- 134 Matt Stover (35 PATs, 33 FGs), 2003

GAME

- 24 Marcus Robinson (11/23/03 vs. Sea.), 4 TDs
- 18 **Justin Tucker (12/16/13 at Det.), 6 FGs**
- Ray Rice (10/30/11 vs. Ari.), 3 TDs
- Torrey Smith (9/25/11 at STL), 3 TDs
- Anquan Boldin (9/26/10 vs. Cle.), 3 TDs
- Willis McGahee (1/3/10 at Oak.), 3 TDs
- Jamal Lewis (twice, 11/19/06 vs. Atl.; 12/7/03 vs. Cin.), 3 TDs
- Matt Stover (9/21/97 at Ten.), 5 FGs, 3 PATs
- Qadry Ismail (12/12/99 at Pit.), 3 TDs
- Jermaine Lewis (12/7/97 vs. Sea.), 3 TDs
- Michael Jackson (12/22/96 vs. Hou.), 3 TDs

MOST POINTS BY A ROOKIE

SEASON

- 132 **Justin Tucker (2012), 30 FGs, 42 PATs**
- 44 Marlon Brown (2013), 7 TDs, 1 (2-pt.)
- 42 Torrey Smith (2011), 7 TDs
- 38 Jamal Lewis (2000), 6 TDs, 1 (2-pt.)

GAME

- 18 Torrey Smith (9/25/11 at STL), 3 TDs
- 15 **Justin Tucker (12/23/12 vs. NYG), 4 FGs, 3 PATs**
- 14 Marlon Brown (11/3/13 at Cle.), 2 TDs, 1 (2-pt.)
- 14 **Justin Tucker (9/10/12 vs. Cin.), 3 FGs, 5 PATs**
- 13 **Justin Tucker (11/11/12 vs. Oak.), 2 FGs, 7 PATs**

MOST CONSECUTIVE GAMES SCORING

- 92 Matt Stover (9/30/02-12/16/07)

MOST TOUCHDOWNS

CAREER

- 47 Jamal Lewis (2000-06), 45 rush, 2 rec.
- 43 Ray Rice (2008-13), 37 rush, 6 rec.
- 41 Todd Heap (2001-10), 41 rec.
- 35 Willis McGahee (2007-10), 31 rush, 4 rec.

SEASON

- 15 Ray Rice (2011), 12 rush, 3 rec.
- 14 Willis McGahee (2009), 12 rush, 2 rec.
- Jamal Lewis (2003), 14 rush
- Michael Jackson (1996), 14 rec.
- 11 Torrey Smith (2014), 11 rec.
- LeRon McClain (2008), 10 rush, 1 rec.

GAME

- 4 Marcus Robinson (11/23/03 vs. Sea.), 4 rec.
- 3 Ray Rice (10/30/11 vs. Ari.), 3 rush
- Torrey Smith (9/25/11 at STL), 3 rec.
- Anquan Boldin (9/26/10 vs. Cle.), 3 rec.
- Willis McGahee (1/3/10 at Oak.), 3 rush
- Jamal Lewis (twice, 11/19/06 vs. Atl.; 12/7/03 vs. Cin.), 3 rush
- Qadry Ismail (12/12/99 at Pit.), 3 rec.
- Jermaine Lewis (12/7/97 vs. Sea.), 2 PR, 1 rec.
- Michael Jackson (12/22/96 vs. Hou.), 3 rec.

MOST TOUCHDOWNS, ROOKIE SEASON

- 7 Marlon Brown (2013), 7 rec.
- Torrey Smith (2011), 7 rec.
- 6 Jamal Lewis (2000), 6 rush

MOST CONSECUTIVE GAMES SCORING A TD

- 7 Willis McGahee, 2007 (games 6-12)
- 5 Ray Rice, 2009 (games 5-9)
- Michael Jackson, 1996 (games 7-11)
- 4 Willis McGahee, 2009 (games 1-4)
- Jamal Lewis, 2003 (games 1-4)

MOST (KICKING) PAT ATTEMPTED

CAREER

- 403 Matt Stover (1996-2008)
- 166 **Justin Tucker (2012-16)**
- 96 Billy Cundiff (2009-11)

SEASON

- 42 **Justin Tucker (2014, 2012)**
- 41 Matt Stover (2008)
- 39 Billy Cundiff (2010)

GAME

- 7 **Justin Tucker (11/11/12 vs. Oak.)**
- 6 **Justin Tucker (10/12/14 at TB)**
- Billy Cundiff (12/13/09 vs. Det.)
- Matt Stover (12/19/05 vs. GB)

MOST (KICKING) PAT MADE

CAREER

- 402 Matt Stover (1996-2008)
- 166 **Justin Tucker (2012-16)**
- 96 Billy Cundiff (2009-11)

SEASON

- 42 **Justin Tucker (2014, 2012)**
- 41 Matt Stover (2008)
- 39 Billy Cundiff (2010)

GAME

- 7 **Justin Tucker (11/11/12 vs. Oak.)**
- 6 **Justin Tucker (10/12/14 at TB)**
- Billy Cundiff (12/13/09 vs. Det.)
- Matt Stover (12/19/05 vs. GB)

MOST CONSECUTIVE (KICKING) PAT MADE

- 389 Matt Stover (10/27/96-12/28/09)

HIGHEST (KICKING) PAT PERCENTAGE

CAREER (MIN. 40 ATT.)

- 1.000 **Justin Tucker (2012-16, 166 of 166)**
- 1.000 Billy Cundiff (2009-11, 96 of 96)
- .998 Matt Stover (1996-2008, 402 of 403)

MOST 2-POINT CONVERSIONS

CAREER

- 5 Todd Heap (2001-10)
- 3 Michael Jackson (1996-98)

SEASON

- *4 Todd Heap (2003)
- 2 Steve Smith Sr. (2016)
- Floyd Turner (1998), Michael Jackson (1996)

GAME

- **2 Todd Heap (10/19/03 at Cin.)
- Michael Jackson (10/6/96 vs. NE)

MOST FIELD GOALS ATTEMPTED

CAREER

- 418 Matt Stover (1996-2008)
- 187 **Justin Tucker (2012-16)**
- 83 Billy Cundiff (2009-11)
- 41 **Justin Tucker (2013)**
- 40 **Justin Tucker (2015)**
- 39 **Justin Tucker (2016), Matt Stover (2000)**

GAME

- 6 **Justin Tucker (12/16/13 at Det.)**
- Billy Cundiff (11/22/09 vs. Ind.)
- Matt Stover (9/21/97 at Ten.)

MOST FIELD GOALS MADE

CAREER

- 354 Matt Stover (1996-2008)
- 168 **Justin Tucker (2012-16)**
- 66 Billy Cundiff (2009-11)

SEASON

- 38 **Justin Tucker (2016, 2013)**
- 35 Matt Stover (2000)

GAME

- 6 **Justin Tucker (12/16/13 at Det.)**
- 5 8 times, last by **Justin Tucker (11/11/15 vs. SD)**

MOST CONSECUTIVE FIELD GOALS MADE

- 36 Matt Stover (10/31/05-11/19/06)
- 35 **Justin Tucker (12/13/15-12/12/16)**
- 33 **Justin Tucker (9/22/13-12/16/13)**
- 22 Matt Stover (11/7/99-9/17/00)

MOST FIELD GOALS, 1 QUARTER

- 3 **Justin Tucker (1/3/16 at Cin. - 2nd qrt)**
- Justin Tucker (9/11/14 vs. Pit. - 4th qrt)**
- Justin Tucker (12/16/13 at Det. - 2nd qrt)**
- Matt Stover, 8 times, last on 11/18/07 vs. Cle. - 4th qrt

MOST CONSECUTIVE GAMES SCORING FGs

- *38 Matt Stover (10/31/99 - 12/16/01)

LONGEST FIELD GOAL MADE

- 61 **Justin Tucker (12/16/13 at Det.)**
- 57 **Justin Tucker (11/27/16 vs. Cin.)**
- 56 **Justin Tucker (9/16/12 at Phi.)**
- Wade Richey (9/14/03 vs. Cle.)

LONGEST FIELD GOAL ATTEMPTED

- 64B **Justin Tucker (10/12/14 at TB)**
- 61G **Justin Tucker (12/16/13 at Det.)**
- 58WR **Justin Tucker (11/15/15 vs. Jax.)**

HIGHEST FIELD GOAL PERCENTAGE

CAREER (MIN. 50 ATT.)

- 89.8 **Justin Tucker (2012-16), 168 of 187**
- 84.7 Matt Stover (1996-2008), 354 of 418
- 79.5 Billy Cundiff (2009-11), 66 of 83

SEASON (MIN. 16 ATT.)

- 97.4 **Justin Tucker (2016), 38-39**
- 93.3 Matt Stover (2006), 28-30
- 92.7 **Justin Tucker (2013), 38-41**
- 90.9 **Justin Tucker (2012), 30-33**

MOST SAFETIES

CAREER

- 2 Jameel McClain (2008-13)
- 1 **Terrell Suggs (2003-16)**
- Ray Lewis (1996-2011)
- Ed Reed (2002-11)
- Rob Burnett (1996-2001)
- Michael McCrary (1997-2002)
- Adalius Thomas (2000-06)

SEASON

- 2 Jameel McClain (2008)
- 1 **Terrell Suggs (2014)**
- Ed Reed (2006)
- Ray Lewis (1999)
- Adalius Thomas (2006)
- Michael McCrary (2000)
- Rob Burnett (1998)

GAME

- 1 8 times, last by **Terrell Suggs (10/19/14 vs. Atl.)**

* NFL Record

** Ties NFL Record

ALL-TIME SCORING

RK	NAME (SEASONS)	TOUCHDOWNS				PATTS		FIELD GOALS		2PT	S	PTS
		TOTAL	RUN	REC	RET	MADE	ATT	MADE	ATT			
1	Matt Stover (1996-2008)	0	0	0	0	402	403	354	418	0	0	1,464
2	Justin Tucker (2012-16)	0	0	0	0	166	166	168	187	0	0	670
3	Billy Cundiff (2009-11)	0	0	0	0	96	96	66	83	0	0	294
4	Jamal Lewis (2000-06)	47	45	2	0	0	0	0	0	1	0	284
5	Ray Rice (2008-13)	43	37	6	0	0	0	0	0	1	0	260
6	Todd Heap (2001-10)	41	0	41	0	0	0	0	0	5	0	256
7	Willis McGahee (2007-10)	35	31	4	0	0	0	0	0	0	0	210
8	Torrey Smith (2011-14)	30	0	30	0	0	0	0	0	1	0	182
9	Derrick Mason (2005-10)	29	0	29	0	0	0	0	0	1	0	176
10	Jermaine Lewis (1996-2001)	22	0	16	6	0	0	0	0	0	0	132
11	Michael Jackson (1996-98)	18	0	18	0	0	0	0	0	3	0	114
12	Derrick Alexander (1996-97)	18	0	18	0	0	0	0	0	1	0	110
	Qadry Ismail (1999-2001)	18	0	18	0	0	0	0	0	1	0	110
14	Joe Flacco (2008-16)	15	15	0	0	0	0	0	0	0	0	90
	Travis Taylor (2000-04)	15	0	15	0	0	0	0	0	0	0	90
16	Steve Smith Sr. (2014-16)	14	0	14	0	0	0	0	0	2	0	88
17	Anquan Boldin (2010-12)	14	0	14	0	0	0	0	0	1	0	86
18	Mark Clayton (2005-09)	14	2	12	0	0	0	0	0	0	0	84
	Le'Ron McClain (2007-10)	14	12	2	0	0	0	0	0	0	0	84
20	Ed Reed (2002-12)	13	0	0	13	0	0	0	0	0	1	80
21	Dennis Pitta (2010-16)	13	0	13	0	0	0	0	0	0	0	78
22	Priest Holmes (1997-2000)	11	10	1	0	0	0	0	0	0	0	66
23	Justin Forsett (2014-16)	10	10	0	0	0	0	0	0	1	0	62
24	Kamar Aiken (2014-16)	10	0	9	1	0	0	0	0	0	0	60
25	Steve Hauschka (2008-09)	0	0	0	0	27	28	10	15	0	0	57
26	Bam Morris (1996-97)	9	8	1	0	0	0	0	0	0	0	54
27	Patrick Johnson (1998-2001, 2005)	8	0	7	1	0	0	0	0	0	0	48
	Jacoby Jones (2012-14)	8	0	3	5	0	0	0	0	0	0	48
	Daniel Wilcox (2004-08)	8	0	8	0	0	0	0	0	0	0	48
30	Floyd Turner (1996, 1998)	7	0	7	0	0	0	0	0	2	0	46
31	Marlon Brown (2013-15)	7	0	7	0	0	0	0	0	1	0	44
	Chester Taylor (2002-05)	7	4	3	0	0	0	0	0	1	0	44
33	Ed Dickson (2010-13)	7	0	7	0	0	0	0	0	0	0	42
	Eric Green (1996-98)	7	0	7	0	0	0	0	0	0	0	42
	Chris McAlister (1999-2008)	7	0	0	7	0	0	0	0	0	0	42
	Errict Rhett (1998-99)	7	5	2	0	0	0	0	0	0	0	42
	Shannon Sharpe (2000-01)	7	0	7	0	0	0	0	0	0	0	42
	Brandon Stokley (1999-2002, 2013)	7	0	7	0	0	0	0	0	0	0	42
39	Kyle Juszczyk (2013-16)	6	1	5	0	0	0	0	0	1	0	38
40	Crockett Gillmore (2014-16)	6	0	6	0	0	0	0	0	0	0	36
	Marcus Robinson (2003-03)	6	0	6	0	0	0	0	0	0	0	36
	Terrance West (2015-16)	6	5	1	0	0	0	0	0	0	0	36
43	Earnest Byner (1996-97)	5	4	1	0	0	0	0	0	1	0	32
	Clarence Moore (2004-06)	5	0	5	0	0	0	0	0	1	0	32
	Adalius Thomas (2000-06)	5	0	0	5	0	0	0	0	0	1	32
46	Jason Brookins (2001)	5	5	0	0	0	0	0	0	0	0	30
	Terry Jones (2002-05)	5	0	5	0	0	0	0	0	0	0	30
	Bernard Pierce (2012-14)	5	5	0	0	0	0	0	0	0	0	30
	Lorenzo Taliaferro (2014-16)	5	5	0	0	0	0	0	0	0	0	30
	Rod Woodson (1998-2001)	5	0	0	5	0	0	0	0	0	0	30
51	Mike Wallace (2016)	4	0	4	0	0	0	0	0	1	0	26
52	Justin Armour (1999)	4	0	4	0	0	0	0	0	0	0	24
	Obafemi Ayanbadejo (1999-2001)	4	2	2	0	0	0	0	0	0	0	24
	Owen Daniels (2014)	4	0	4	0	0	0	0	0	0	0	24
	Randy Hymes (2002-05)	4	0	4	0	0	0	0	0	0	0	24
	Alan Ricard (2001-05)	4	2	0	2	0	0	0	0	0	0	24
	Musa Smith (2003-07)	4	4	0	0	0	0	0	0	0	0	24
	Demetrius Williams (2006-09)	4	0	4	0	0	0	0	0	0	0	24
59	Ray Lewis (1996-2012)	3	0	0	3	0	0	0	0	0	1	20
60	Javorius Allen (2015-16)	3	1	2	0	0	0	0	0	0	0	18
	Terry Allen (2001)	3	3	0	0	0	0	0	0	0	0	18
	Stoney Case (1999)	3	3	0	0	0	0	0	0	0	0	18
	Dallas Clark (2013)	3	0	3	0	0	0	0	0	0	0	18
	Devard Darling (2004-07)	3	0	3	0	0	0	0	0	0	0	18
	Kenneth Dixon (2016)	3	2	1	0	0	0	0	0	0	0	18
	Yamon Figurs (2007-08)	3	0	1	2	0	0	0	0	0	0	18
	T.J. Houshmandzadeh (2010)	3	0	3	0	0	0	0	0	0	0	18
	Dawan Landry (2006-10)	3	0	0	3	0	0	0	0	0	0	18
	Breshad Perriman (2015-16)	3	0	3	0	0	0	0	0	0	0	18
	B.J. Sams (2004-07)	3	1	0	2	0	0	0	0	0	0	18
	Lardarius Webb (2009-16)	3	0	0	3	0	0	0	0	0	0	18
	Chad Williams (2002-05)	3	0	0	3	0	0	0	0	0	0	18
73	Terrell Suggs (2003-16)	2	0	0	2	0	0	0	0	0	1	14
	Vinny Testaverde (1996-97)	2	2	0	0	0	0	0	0	1	0	14
75	Kyle Boller (2003-07)	2	2	0	0	0	0	0	0	0	0	12
	Michael Campanaro (2014-16)	2	1	1	0	0	0	0	0	0	0	12
	Tandon Doss (2011-13)	2	0	1	1	0	0	0	0	0	0	12
	Sam Gash (2000-02)	2	0	2	0	0	0	0	0	0	0	12
	Jay Graham (1997-99)	2	2	0	0	0	0	0	0	0	0	12
	Corey Harris (1998-2001)	2	0	0	2	0	0	0	0	0	0	12
	Will Hill III (2014-15)	2	0	0	2	0	0	0	0	0	0	12
	Jarret Johnson (2003-11)	2	0	0	2	0	0	0	0	0	0	12
	Ron Johnson (2002-03)	2	0	1	1	0	0	0	0	0	0	12
	Brian Kinchen (1996-98)	2	0	2	0	0	0	0	0	0	0	12
	Vonta Leach (2011-13)	1	1	1	0	0	0	0	0	0	0	12
	Chris Moore (2016)	2	0	0	2	0	0	0	0	0	0	12
	Ovie Mughelli (2003-06)	2	0	2	0	0	0	0	0	0	0	12
	Jonathan Ogden (1996-07)	2	0	2	0	0	0	0	0	0	0	12
	Roosevelt Potts (1998)	2	0	2	0	0	0	0	0	0	0	12
	Troy Smith (2007-09)	2	2	0	0	0	0	0	0	0	0	12
	Darren Waller (2015-16)	2	0	2	0	0	0	0	0	0	0	12
	Kelley Washington (2009)	2	0	2	0	0	0	0	0	0	0	12
	Ricky Williams (2011)	2	2	0	0	0	0	0	0	0	0	12
94	Jameel McClain (2008-13)	1	0	0	1	0	0	0	0	0	2	10

ALL-TIME SCORING (CONT'D)

RK	NAME (SEASONS)	---TOUCHDOWNS---				---PATS---		---FIELD GOALS---			PTS	
		TOTAL	RUN	REC	RET	MADE	ATT	MADE	ATT	2PT		S
95	Chuck Evans (1999-2000)	1	0	1	0	0	0	0	0	1	0	8
	Shayne Graham (2011)	0	0	0	0	2	2	2	2	0	0	8
	Sam Koch (2006-16)	1	1	0	0	0	0	0	0	1	0	8
98	Anthony Allen (2011-12)	1	1	0	0	0	0	0	0	0	0	6
	Mike Anderson (2006-07)	1	1	0	0	0	0	0	0	0	0	6
	Herman Arvie (1996)	1	0	1	0	0	0	0	0	0	0	6
	Jeff Blake (2002)	1	1	0	0	0	0	0	0	0	0	6
	Lamont Brightful (2002-03)	1	0	0	1	0	0	0	0	0	0	6
	Mike Caldwell (1996)	1	0	0	1	0	0	0	0	0	0	6
	Kaelin Clay (2015-16)	1	0	0	1	0	0	0	0	0	0	6
	Kenyon Cotton (1997-98)	1	1	0	0	0	0	0	0	0	0	6
	Randall Cunningham (2001)	1	1	0	0	0	0	0	0	0	0	6
	Greg DeLong (1999)	1	0	1	0	0	0	0	0	0	0	6
	Darnell Dinkins (2004-05)	1	0	1	0	0	0	0	0	0	0	6
	Dwan Edwards (2004-09)	1	0	0	1	0	0	0	0	0	0	6
	Chris Givens (2015)	1	0	1	0	0	0	0	0	0	0	6
	Elvis Grbac (2001)	1	1	0	0	0	0	0	0	0	0	6
	Kevin Johnson (2004)	1	0	1	0	0	0	0	0	0	0	6
	James Jones (1996-98)	1	0	1	0	0	0	0	0	0	0	6
	John Jones (2000-03)	1	0	1	0	0	0	0	0	0	0	6
	Antonio Langham (1996-97)	1	0	0	1	0	0	0	0	0	0	6
	Jim Leonhard (2008)	1	0	0	1	0	0	0	0	0	0	6
	Chris Matthews (2015-16)	1	0	1	0	0	0	0	0	0	0	6
	Steve McNair (2006-07)	1	1	0	0	0	0	0	0	0	0	6
	C.J. Mosley (2014-16)	1	0	0	1	0	0	0	0	0	0	6
	Haloti Ngata (2006-14)	1	0	0	1	0	0	0	0	0	0	6
	Ronnie Prude (2006-07)	1	0	0	1	0	0	0	0	0	0	6
	David Reed (2010-12)	1	0	0	1	0	0	0	0	0	0	6
	James Roe (1996-98)	1	0	1	0	0	0	0	0	0	0	6
	Cory Ross (2006-07)	1	1	0	0	0	0	0	0	0	0	6
	Deion Sanders (2004-05)	1	0	0	1	0	0	0	0	0	0	6
	Jamie Sharper (1997-2001)	1	0	0	1	0	0	0	0	0	0	6
	Daryl Smith (2013-15)	1	0	0	1	0	0	0	0	0	0	6
	Jimmy Smith (2011-16)	1	0	0	1	0	0	0	0	0	0	6
	Duane Starks (1998-2001)	1	0	0	1	0	0	0	0	0	0	6
	Quinn Sypniewski (2006-07)	1	0	1	0	0	0	0	0	0	0	6
	Tyrod Taylor (2011-14)	1	1	0	0	0	0	0	0	0	0	6
	Calvin Williams (1996)	1	0	1	0	0	0	0	0	0	0	6
	Cary Williams (2009-12)	1	0	0	1	0	0	0	0	0	0	6
	Maxx Williams (2015-16)	1	0	1	0	0	0	0	0	0	0	6
	Josh Wilson (2010)	1	0	0	1	0	0	0	0	0	0	6
136	Wade Richey (2003-04)	0	0	0	0	0	0	1	2	0	0	3
137	Nick Boyle (2015-16)	0	0	0	0	0	0	0	0	1	0	2
	Rob Burnett (1996-2001)	0	0	0	0	0	0	0	0	0	1	2
	Ben Coates (2000)	0	0	0	0	0	0	0	0	1	0	2
	Carwell Gardner (1996)	0	0	0	0	0	0	0	0	1	0	2
	Justin Green (2005-07)	0	0	0	0	0	0	0	0	1	0	2
	Michael McCrary (1997-2002)	0	0	0	0	0	0	0	0	0	1	2
	Tavon Young (2016)	0	0	0	0	0	0	0	0	1	0	2

ALL-TIME DEFENSIVE TDs (57 REGULAR SEASON, 5 POSTSEASON)

- 1996**
- LB Mike Caldwell 45 INT return; 11/24 vs. Jax.
- 1997**
- CB Antonio Langham 40 INT return; 11/30 at Jax.
- 1998**
- S Rod Woodson 60 INT return; 9/13 at NYJ
 - S Rod Woodson 18 INT return; 11/8 vs. Oak.
- 1999**
- S Rod Woodson 66 INT return; 11/7 at Cle.
 - CB Duane Starks 43 INT return; 11/21 at Cin.
 - S Rod Woodson 47 INT return; 12/5 vs. Ten.
 - S Corey Harris 24 INT return; 12/19 vs. NO
- 2000**
- CB Chris McAlister 98 INT return; 12/24 vs. NYJ
- 2000 POSTSEASON**
- LB Ray Lewis 50 INT return; 1/7/01 at Ten.
 - CB Duane Starks 49 INT return; 1/28/01 vs. NYG
- 2001**
- S Rod Woodson 47 INT return; 12/2 vs. Ind.
 - LB Jamie Sharper 8 FR; 1/7/02 vs. Min.
- 2002**
- LB Adalius Thomas 25 INT return; 11/10 vs. Cin.
 - S Chad Williams 98 INT return; 12/1 at Cin.
- 2003**
- S Ed Reed 54 INT return; 9/14 vs. Cle.
 - CB Chris McAlister 83 INT return; 10/12 vs. Ari.
 - LB Ray Lewis 29 INT return; 11/30 vs. SF
 - S Chad Williams 52 INT return; 12/21 at Cle.
- 2003 POSTSEASON**
- S Will Demps 56 INT return; 1/3/04 vs. Ten.

- 2004 (TIED CHI. FOR NFL LEAD IN DEFENSIVE TDs)**
- CB Chris McAlister 51 INT return; 9/19 vs. Pit.
 - S Ed Reed 22 FR; 10/10 at Was.
 - S Deion Sanders 48 INT return; 10/24 vs. Buf.
 - S Ed Reed 106 INT return; 11/7 vs. Cle.
 - S Chad Williams 44 INT return; 11/21 vs. Dal.
 - CB Chris McAlister 64 FR; 12/5 vs. Cin.#
 - OLB Jarret Johnson 6 INT return; 1/2/05 vs. Mia.
- 2005**
- LB Adalius Thomas 20 INT return; 12/4 vs. Hou.
 - LB Adalius Thomas 35 FR; 12/19 vs. GB
 - LB Adalius Thomas 9 FR; 1/1/06 at Cle.
- 2006 (RAVENS LED NFL IN DEFENSIVE TDs)**
- CB Chris McAlister 60 INT return; 9/10 at TB
 - CB Ronnie Prude 12 INT return; 10/29 at NO
 - S Dawan Landry 12 INT return; 10/29 at NO
 - S Ed Reed 25 INT (CB Samari Rolle lateral); 11/5 vs. Cin
 - LB Adalius Thomas 57 FR; 11/26 vs. Pit.
 - CB Chris McAlister 31 INT return; 12/31 vs. Buf.
- 2007**
- LB Ray Lewis 35 INT return; 11/18 vs. Cle.
- 2008**
- S Ed Reed 32 INT return; 9/21 vs. Cle.
 - **OLB Terrell Suggs 44 INT return; 10/19 at Mia.**
 - **OLB Terrell Suggs 42 INT return; 11/2 at Cle.**
 - S Ed Reed 107 INT return; 11/23 vs. Phi.*
 - S Jim Leonhard 35 INT return; 11/30 at Cin.
 - S Ed Reed 22 FR; 12/7 vs. Was.
- 2008 POSTSEASON**
- S Ed Reed 64 INT return; 1/4/09 at Mia.

- 2009**
- DE Dwan Edwards FR in end zone; 10/4 at NE
 - S Ed Reed 52 INT return; 10/11 vs. Cin.
 - S Dawan Landry 48 INT return; 11/16 at Cle.
- 2010**
- LB Ray Lewis 24 INT return; 11/21 at Car.
 - S Dawan Landry 23 INT (S Ed Reed lateral); 11/21 at Car.
 - CB Josh Wilson 12 INT return in OT; 12/13 at Hou.
- 2010 POSTSEASON**
- DE Cory Redding 13 FR; 1/15/11 at Pit.
- 2011**
- DT Haloti Ngata 28 FR; 9/25 at STL
 - LB Jameel McClain 6 FR; 10/2 vs. NYJ
 - LB Jarret Johnson 26 FR; 10/2 vs. NYJ
 - **CB Lardarius Webb 73 INT return; 10/2 vs. NYJ**
- 2012**
- S Ed Reed 34 INT return; 9/10 vs. Cin.
 - CB Cary Williams 63 INT return; 9/27 vs. Cle.
- 2013**
- LB Daryl Smith 37 INT return; 9/22 vs. Hou.
- 2014**
- S Will Hill III 44 INT return; 11/24 at NO
- 2015**
- **CB Jimmy Smith 24 INT return; 9/13 at Den.**
 - **LB C.J. Mosley 41 FR; 9/27 vs. Cin.**
- 2016**
- **WR Chris Moore 0 FR (muffed punt snap in end zone); 10/23 at NYJ**

*NFL Record
#Own FR following S Ed Reed fumble after INT

PASSING RECORDS

CAREER PASSING YARDS

RK	NAME (SEASONS)	ATT.	CMP.	PCT.	YDS.	AVG./ATT.	TD	PCT TD	INT.	PCT INT.	LG	SACKS/ YDS.LOST	RATE
1	Flacco, Joe (2008-16)	4,742	2,915	61.5	32,639	6.88	182	3.8	117	2.5	95t	290/2,076	84.5
2	Boller, Kyle (2003-08)	1,311	746	56.9	7,846	5.98	45	3.4	44	3.4	77t	102/660	71.9
3	Testaverde, Vinny (1996-97)	1,019	596	58.5	7,148	7.01	51	5.0	34	3.3	86t	54/399	82.8
4	McNair, Steve (2006-07)	673	428	63.6	4,163	6.19	18	2.7	16	2.4	87t	25/169	79.9
5	Banks, Tony (1999-2000)	594	319	53.7	3,714	6.25	25	4.2	16	2.7	76t	53/342	75.7
6	Grbac, Elvis (2001)	467	265	56.7	3,033	6.49	15	3.2	18	3.9	77t	28/215	71.1
7	Wright, Anthony (2002-05)	444	258	58.1	2,781	6.26	15	3.4	17	3.8	64	38/272	71.9
8	Zeier, Eric (1996-98)	318	184	57.9	2,367	7.44	12	3.8	5	1.6	92	39/262	87.3
9	Blake, Jeff (2002)	295	165	55.9	2,084	7.06	13	4.4	11	3.7	77t	30/203	77.3
10	Harbaugh, Jim (1998)	293	164	56.0	1,839	6.28	12	4.1	11	3.8	66t	23/145	72.9
11	Dilfer, Trent (2000)	226	134	59.3	1,502	6.65	12	5.3	11	4.9	59t	23/135	76.6
12	Redman, Chris (2000-03)	198	106	53.5	1,111	5.61	7	3.5	5	2.5	36	17/113	71.3
13	Case, Stoney (1999)	170	77	45.3	988	5.81	3	1.8	8	4.7	54t	17/116	50.3
14	Mallett, Ryan (2015-16)	103	61	59.2	592	5.75	2	1.9	3	2.9	39	2/19	69.7
15	Cunningham, Randall (2001)	89	54	60.7	573	6.44	3	3.4	2	2.2	30	12/66	81.3
16	Smith, Troy (2007-09)	89	48	53.9	558	6.27	3	3.4	1	1.1	79t	5/30	79.7
17	Clausen, Jimmy (2015)	85	49	57.6	555	6.53	2	2.4	3	3.5	48t	3/8	70.5
18	Schaub, Matt (2015)	80	52	65.0	540	6.75	3	3.8	4	5.0	48	3/27	76.0
19	Mitchell, Scott (1999)	56	24	42.9	236	4.21	1	1.8	4	7.1	28t	6/30	31.5
20	Taylor, Tyrod (2011-14)	35	19	54.3	199	5.69	0	0.0	2	5.7	25	5/33	47.2
21	Clayton, Mark (2005-09)	5	2	40.0	32	6.40	1	20.0	0	0.0	32t	0/0	101.7
22	Koch, Sam (2006-16)	2	2	100.0	10	5.00	0	0.0	0	0.0	13	0/0	87.5
23	Lewis, Jermaine (1996-2001)	1	1	100.0	3	3.00	0	0.0	0	0.0	3	0/0	79.2
24	Rice, Ray (2008-13)	2	1	50.0	1	0.50	1	50.0	0	0.0	1t	0/0	95.8
	Richardson, Wally (1997-98)	2	1	50.0	1	0.50	0	0.0	0	0.0	1	0/0	56.3
26	Heap, Todd (2001-10)	1	0	0.0	0	0.00	0	0.0	0	0.0	0	0/0	39.6
	Holmes, Priest (1997-2000)	1	0	0.0	0	0.00	0	0.0	1	100.0	0	0/0	0.0
	Hymes, Randy (2002-05)	3	0	0.0	0	0.00	0	0.0	0	0.0	0	0/0	39.6
	Tucker, Justin (2012-16)	1	0	0.0	0	0.00	0	0.0	0	0.0	0	0/0	39.6
	Zastudil, Dave (2002-05)	1	0	0.0	0	0.00	0	0.0	0	0.0	0	0/0	39.6
31	Boldin, Anquan (2010-12)	1	1	100.0	(-6)	-6.00	0	0.0	0	0.0	0	0/0	79.2
32	Richardson, Kyle (1997-2001)	1	1	100.0	(-11)	-11.00	0	0.0	0	0.0	-11	0/0	79.2

LONGEST PASS PLAYS

95t	Joe Flacco to Mike Wallace vs. Pit., 11/6/16	60	Joe Flacco to Torrey Smith vs. NYJ 11/24/13
92	Eric Zeier to Derrick Alexander vs. Sea., 12/7/97	59	Joe Flacco to Marlon Brown vs. GB, 10/13/13
87t	Steve McNair to Mark Clayton at KC, 12/10/06	59t	Trent Dilfer to Shannon Sharpe vs. Dal., 11/19/00
86t	Vinny Testaverde to Michael Jackson vs. Hou., 12/22/96	59t	Tony Banks to Qadry Ismail at Pit., 12/12/99
83t	Eric Zeier to Derrick Alexander at Cin., 12/21/97	58	Joe Flacco to Ed Dickson vs. Den., 10/10/10
80t	Joe Flacco to Steve Smith Sr. vs. Cin., 9/7/14	58t	Jim Harbaugh to Jermaine Lewis at SD, 11/15/98
79t	Troy Smith to Derrick Mason at Sea., 12/23/07	57t	Kyle Boller to Randy Hymes vs. KC, 10/4/04
77t	Kyle Boller to Demetrius Williams vs. Cle., 12/17/06	57t	Elvis Grbac to Qadry Ismail at Ten., 11/12/01
77t	Jeff Blake to Jamal Lewis vs. NO, 12/8/02	56t	Joe Flacco to Steve Smith Sr. at TB, 10/12/14
77t	Elvis Grbac to Qadry Ismail vs. Ten., 10/7/01	56	Joe Flacco to Anquan Boldin vs. Hou., 10/16/11
76t	Tony Banks to Qadry Ismail at Pit., 12/12/99	56t	Joe Flacco to T.J. Houshmandzadeh at Car., 11/21/10
76t	Tony Banks to Patrick Johnson vs. Ten., 12/5/99	56t	Eric Zeier to Jermaine Lewis at Jax., 9/20/98
74	Joe Flacco to Torrey Smith at Buf., 9/29/13	56	Jim Harbaugh to Eric Green at Jax., 9/20/98
74t	Joe Flacco to Torrey Smith at STL, 9/25/11	54	Joe Flacco to Mike Wallace vs. Phi., 12/18/16
73t	Kyle Boller to Travis Taylor at Cin., 10/19/03	54	Joe Flacco to Torrey Smith vs. Pit., 11/28/13
73	Tony Banks to Billy Davis at Cin., 11/21/99	54	Joe Flacco to Torrey Smith at SD, 11/25/12
73t	Eric Zeier to Jermaine Lewis vs. Cin., 9/27/98	54	Joe Flacco to Mark Clayton vs. Pit., 11/29/09
72t	Joe Flacco to Derrick Johnson vs. Cle., 9/27/09	54	Joe Flacco to Derrick Mason at Ind., 10/12/08
70	Joe Flacco to Mike Wallace at NYG, 10/16/16	54t	Tony Banks to Qadry Ismail at Pit., 12/12/99
70t	Joe Flacco to Mark Clayton at Cin., 11/30/08	54	Tony Banks to Qadry Ismail vs. Ten., 12/5/99
70t	Joe Flacco to Demetrius Williams vs. Oak., 10/26/08	54t	Stoney Case to Justin Armour at Atl., 10/3/99
67	Joe Flacco to Donte' Stallworth vs. Pit., 12/5/10	54t	Vinny Testaverde to Michael Jackson vs. Jax., 8/31/97
66t	Joe Flacco to Mike Wallace vs. Buf., 9/11/16	53t	Joe Flacco to Breshad Perriman vs. Mia., 12/4/16
66t	Joe Flacco to Jacoby Jones vs. NYJ 11/24/13	53	Joe Flacco to Mike Wallace at NYJ, 10/23/16
66t	Jim Harbaugh to Floyd Turner at Ten., 12/6/98	53	Joe Flacco to Torrey Smith vs. Cle., 12/28/14
65t	Joe Flacco to Todd Heap vs. TB, 11/28/10	53t	Joe Flacco to Mark Clayton vs. Phi., 11/23/08
65t	Steve McNair to Mark Clayton at Ten., 11/12/06	53	Kyle Boller to Devard Darling vs. NE, 12/3/07
64	V. Testaverde to Michael Jackson at SF, 11/17/96	53t	Tony Banks to Qadry Ismail at Pit., 9/3/00
64	Anthony Wright to Travis Taylor vs. Cin., 12/7/03	53	Jim Harbaugh to Jermaine Lewis vs. Ind., 11/29/98
64	Jeff Blake to Travis Taylor at Atl., 11/3/02	53	Jim Harbaugh to Michael Jackson at GB, 10/25/98
64	Tony Banks to Patrick Johnson vs. Cin., 12/26/99	53	Vinny Testaverde to Derrick Alexander vs. Pit., 12/1/96
64t	Eric Zeier to Jermaine Lewis vs. Pit., 9/6/98	52t	Joe Flacco to Steve Smith Sr. vs. Oak., 10/2/16
64t	V. Testaverde to Derrick Alexander vs. NO, 9/29/96	52	Joe Flacco to Torrey Smith vs. Cin., 9/10/12
63	Joe Flacco to Tandon Doss vs. GB, 10/13/13	52	Joe Flacco to Ray Rice vs. NYJ, 10/2/11
63	Joe Flacco to Ray Rice at Min., 10/18/09	52	Kyle Boller to Mark Clayton vs. NE, 12/3/07
63	Elvis Grbac to Travis Taylor at Den., 9/30/01	52	Kyle Boller to Clarence Moore at Phi., 10/31/04
62t	Joe Flacco to Derrick Mason vs. Det., 12/13/09	52t	Vinny Testaverde to Bam Morris at Jax., 11/10/96
62t	Kyle Boller to Mark Clayton vs. Car., 10/15/06	52t	Stoney Case to Patrick Johnson at Atl., 10/3/99
61t	Joe Flacco to Steve Smith Sr. vs. Car., 9/28/14	51	Joe Flacco to Torrey Smith vs. Hou., 10/16/11
61t	Joe Flacco to Dennis Pitta vs. Den., 12/16/12	50t	Joe Flacco to Steve Smith Sr. vs. Cin., 9/27/15
61	Joe Flacco to Anquan Boldin vs. Pit., 12/5/10		

ALL 300-YARD GAMES

429	Vinny Testaverde vs. STL, 10/27/96 (31 of 51)
389	Joe Flacco at STL, 9/25/11 (27 of 48)
385	Joe Flacco at Min., 10/18/09 (28 of 43)
384	Joe Flacco at Oak., 9/20/15 (32 of 45)
382	Joe Flacco vs. NE, 9/23/12 (28 of 39)
381	Joe Flacco vs. Mia., 12/4/16 (36 of 47)
373	Steve McNair at Ten., 11/12/06 (29 of 47)
366	Vinny Testaverde vs. Jax., 11/24/96 (31 of 50)
362	Joe Flacco vs. Cin., 9/27/15 (32 of 49)
362	Joe Flacco at Den., 9/5/13 (34 of 62)
356	Joe Flacco vs. Cle., 9/27/12 (28 of 46)
355	Joe Flacco at SD, 11/25/12 (30 of 51)
353	Vinny Testaverde vs. NE, 10/6/96 (29 of 45)
349	Eric Zeier at Cin., 12/21/97 (28 of 41)
347	Joe Flacco at Buf., 9/29/13 (25 of 50)
345	Joe Flacco vs. Jax., 9/7/14 (35 of 62)
343	Joe Flacco at SF, 10/18/15 (33 of 53)
342	Joe Flacco vs. GB, 10/13/13 (20 of 34)
342	Joe Flacco vs. Cle., 9/27/09 (25 of 35)
341	Joe Flacco vs. Oak., 11/11/12 (21 of 33)
338	Vinny Testaverde at Den., 10/20/96 (27 of 45)
336	Joe Flacco vs. Ari., 10/30/11 (31 of 51)
336	Jeff Blake at Pit., 12/29/02 (19 of 26)
332	Tony Banks vs. Ten., 12/5/99 (18 of 31)
331	Vinny Testaverde vs. Mia., 10/19/97 (32 of 47)
327	Joe Flacco vs. Car., 9/28/14 (22 of 31)
326	Elvis Grbac at Cin., 9/23/01 (33 of 63)
324	Joe Flacco at NE, 12/12/16 (37 of 52)
322	Vinny Testaverde vs. Jax., 8/31/97 (24 of 41)
319	Joe Flacco vs. SD, 11/1/15 (25 of 37)
319	Anthony Wright vs. Sea., 11/23/03 (20 of 37)
318	Vinny Testaverde at Ten., 9/21/97 (23 of 37)
316	Joe Flacco vs. Jax., 11/15/15 (34 of 45)
316	Jeff Blake vs. NO, 12/8/02 (18 of 39)
312	Joe Flacco vs. Cle., 12/28/14 (22 of 36)
309	Joe Flacco vs. NYG, 12/23/12 (25 of 36)
308	Matt Schaub at Mia., 12/6/15 (32 of 46)
307	Joe Flacco at NYG, 10/16/16 (26 of 48)
307	Joe Flacco vs. KC, 9/13/09 (26 of 43)
307	Steve McNair at Cle., 9/30/07 (34 of 53)
307	Vinny Testaverde vs. Hou., 12/22/96 (23 of 32)
306	Joe Flacco at TB, 10/12/14 (21 of 29)
305	Joe Flacco vs. Hou., 10/16/11 (20 of 33)
303	Joe Flacco at Pit., 11/2/14 (30 of 45)
302	Joe Flacco at Cle., 9/18/16 (25 of 45)
302	Kyle Boller at Cin., 10/19/03 (15 of 27)
302	Eric Zeier vs. Sea., 12/7/97 (17 of 28)
301	Joe Flacco at Car., 11/21/10 (24 of 33)
300	Joe Flacco at Pit., 11/6/11 (28 of 47)

Current Ravens in Bold



PASSING RECORDS

PASSING RECORDS

HIGHEST QUARTERBACK PASSER RATING

CAREER (MIN. 450 ATT.)

84.5 **Joe Flacco (2008-16)**
 82.8 Vinny Testaverde (1996-97)
 79.9 Steve McNair (2006-07)

SEASON (MIN. 300 ATT.)

93.6 **Joe Flacco (2010)**
 91.0 **Joe Flacco (2014)**
 88.9 **Joe Flacco (2009)**

GAME (MIN. 15 ATT.)

149.7 **Joe Flacco (10/12/14 at TB)**
 137.4 **Joe Flacco (9/28/14 vs. Car.)**
 136.8 Kyle Boller (12/19/05 vs. GB)

MOST PASS ATTEMPTS

CAREER

4,742 **Joe Flacco (2008-16)**
 1,311 Kyle Boller (2003-08)
 1,019 Vinny Testaverde (1996-97)

SEASON

672 **Joe Flacco (2016)**
 614 **Joe Flacco (2013)**
 554 **Joe Flacco (2014)**

GAME

63 Elvis Grbac (9/23/01 at Cin.)
 62 **Joe Flacco (9/7/14 vs. Cin.)**
Joe Flacco (9/5/13 at Den.)

MOST PASS COMPLETIONS

CAREER

2,915 **Joe Flacco (2008-16)**
 746 Kyle Boller (2003-08)
 596 Vinny Testaverde (1996-97)

SEASON

436 **Joe Flacco (2016)**
 362 **Joe Flacco (2013)**
 344 **Joe Flacco (2014)**

GAME

37 **Joe Flacco (12/12/16 at NE)**
 36 **Joe Flacco (12/4/16 vs. Mia.)**
 35 **Joe Flacco (9/7/14 vs. Cin.)**
 34 **Joe Flacco (11/15/15 vs. Jax.)**
Joe Flacco (9/5/13 at Den.)
 Steve McNair (9/30/07 at Cle.)
 33 **Joe Flacco (10/18/15 at SF)**
 Elvis Grbac (9/23/01 at Cin.)

MOST PASSING YARDAGE

CAREER

32,639 **Joe Flacco (2008-16)**
 7,846 Kyle Boller (2003-08)
 7,148 Vinny Testaverde (1996-97)

SEASON

4,317 **Joe Flacco (2016)**
 4,177 Vinny Testaverde (1996)

3,986 **Joe Flacco (2014)**

GAME

429 Vinny Testaverde (10/27/96 vs. STL - OT)
 389 **Joe Flacco (9/25/11 at STL)**
 385 **Joe Flacco (10/18/09 at Min.)**
 384 **Joe Flacco (9/20/15 at Oak.)**

MOST 400-YARD PASSING GAMES

CAREER

1 Vinny Testaverde (1996-97)

SEASON

1 Vinny Testaverde (1996)

MOST 300-YARD PASSING GAMES

CAREER

30 **Joe Flacco (2008-16)**
 8 Vinny Testaverde (1996-97)
 2 Steve McNair (2006-07)
 Jeff Blake (2002)
 Eric Zeier (1996-97)

SEASON

5 **Joe Flacco (2015, 2014, 2012)**
 Vinny Testaverde (1996)
 4 **Joe Flacco (2016, 2011)**
 3 **Joe Flacco (2013, 2009)**
 2 Jeff Blake (2002); Eric Zeier (1997)

LONGEST COMPLETION

95t **Joe Flacco to Mike Wallace (11/6/16 vs. Pit.)**
 92 Eric Zeier to Derrick Alexander
 (12/7/97 vs. Sea.)
 87t Steve McNair to Mark Clayton
 (12/10/06 at KC)
 86t Vinny Testaverde to Michael Jackson
 (12/22/96 vs. Hou.)

HIGHEST COMPLETION PERCENTAGE

CAREER (MIN. 400 ATT.)

63.6 Steve McNair (2006-07)
 61.5 **Joe Flacco (2008-16)**
 58.5 Vinny Testaverde (1996-97)

SEASON (MIN. 225 ATT.)

64.9 **Joe Flacco (2016)**
 64.4 **Joe Flacco (2015)**
 63.1 **Joe Flacco (2009)**
 63.0 Steve McNair (2006)

GAME (MIN. 20 ATT.)

80.0 **Joe Flacco (11/1/09 vs. Den.), 20 of 25**
 Elvis Grbac (10/21/01 at Cle.), 16 of 20
 Elvis Grbac (9/9/01 vs. Chi.), 24 of 30
 79.4 Jim Harbaugh (11/1/98 vs. Jax.), 27 of 34

HIGHEST AVERAGE GAIN PER ATTEMPT

CAREER (MIN. 400 ATT.)

7.01 Vinny Testaverde (1996-97)
 6.88 **Joe Flacco (2008-16)**
 6.49 Elvis Grbac (2001)

SEASON (MIN. 225 ATT.)

7.61 Vinny Testaverde (1996)
 7.41 **Joe Flacco (2010)**
 7.24 **Joe Flacco (2009)**

GAME (MIN. 15 ATT.)

12.92 Jeff Blake (12/29/02 at Pit.), 26-336
 12.91 **Joe Flacco (12/28/08 vs. Jax.), 23-297**
 12.70 Eric Zeier (9/27/98 vs. Cin.), 20-254

MOST TOUCHDOWNS PASSING

CAREER

182 **Joe Flacco (2008-16)**
 51 Vinny Testaverde (1996-97)
 45 Kyle Boller (2003-08)

SEASON

33 Vinny Testaverde (1996)
 27 **Joe Flacco (2014)**
 25 **Joe Flacco (2010)**

GAME

5 **Joe Flacco (10/12/14 at TB)**
 Tony Banks (9/10/00 vs. Jax.)
 4 **Joe Flacco (12/4/16 vs. Mia.)**
Joe Flacco (12/20/09 vs. Chi.)
 Kyle Boller (12/12/04 vs. NYG)
 Anthony Wright (11/23/03 vs. Sea.)
 Tony Banks (12/5/99 vs. Ten.)
 Vinny Testaverde (10/20/96 at Den.)

MOST GAMES, 4 OR MORE TD PASSES

CAREER

3 **Joe Flacco (2008-16)**
 2 Tony Banks (1999-2000)
 1 Kyle Boller (2003-08)
 Anthony Wright (2002-05)
 Vinny Testaverde (1996-97)

SEASON

1 **Joe Flacco (2016, 2014, 2009)**
 Kyle Boller (2004)
 Anthony Wright (2003)
 Tony Banks (2000, 1999)
 Vinny Testaverde (1996)

MOST GAMES, 3 OR MORE TD PASSES

CAREER

16 **Joe Flacco (2008-16)**
 10 Vinny Testaverde (1996-97)
 5 Kyle Boller (2003-08)

SEASON

7 Vinny Testaverde (1996)
 3 **Joe Flacco (2012, 2010)**
 Kyle Boller (2005)
 Tony Banks (1999)

MOST CONSECUTIVE GAMES, 3 OR MORE TD PASSES

4 Vinny Testaverde (5th-8th, 1996)
 3 Tony Banks (12th-14th, 1999)

MOST CONSECUTIVE GAMES, TD PASSES

13 Vinny Testaverde (13th, 1996-9th, 1997)
 *11 **Joe Flacco (2nd-10th, 2015 - 1st-2nd, 2016)**
 10 **Joe Flacco (6th-15th, 2010)**
 8 **Joe Flacco (8th-15th, 2016)**
Joe Flacco (9th-16th, 2014)
Joe Flacco (6th-13th, 2013)
Joe Flacco (13th, 2011 - 4th, 2012)
Joe Flacco (6th-13th, 2008)

MOST CONSECUTIVE PASSES ATTEMPTED NOT INTERCEPTED

176 **Joe Flacco (9/25/16-10/23/16)**
 175 Eric Zeier (11/9/97-9/20/98)
 162 Steve McNair (11/12/06-12/24/06)
 137 **Joe Flacco (10/3/10-11/11/10)**
 126 **Joe Flacco (11/2/14-12/7/14)**
Joe Flacco (11/11/12-12/2/12)
 124 **Joe Flacco (10/12/08-11/16/08)**

MOST CONSECUTIVE PASSES COMPLETED

21 **Joe Flacco (9/25/16 at Jax.)**
 14 **Joe Flacco (11/1/09 vs. Den.)**
 12 Matt Schaub (12/6/15 at Mia.)
Joe Flacco (10/5/08 vs. Ten.)
 11 **Joe Flacco (9/7/14 vs. Cin. - 9/11/14 vs. Pit.)**
Joe Flacco (10/12/08 at Ind.)

MOST PASSES HAD INTERCEPTED

CAREER

117 **Joe Flacco (2008-16)**
 44 Kyle Boller (2003-08)
 34 Vinny Testaverde (1996-97)

SEASON

22 **Joe Flacco (2013)**
 19 Vinny Testaverde (1996)
 18 Elvis Grbac (2001)

GAME

5 **Joe Flacco (9/29/13 at Buf.)**
 4 **Joe Flacco (9/19/10 at Cin.)**
 Elvis Grbac (11/18/01 vs. Cle.)
 Vinny Testaverde (11/3/96 vs. Cin.)

MOST PASS ATTEMPTS, NO INTERCEPTIONS

GAME

52 **Joe Flacco (10/2/16 vs. Oak.)**
 51 **Joe Flacco (11/25/12 at SD)**
 50 Vinny Testaverde (11/24/96 vs. Jax.)
 48 **Joe Flacco (10/16/16 at NYG)**
Joe Flacco (9/25/11 at STL)

LOWEST PCT. PASSES HAD INTERCEPTED

CAREER (MIN. 450 ATT.)

2.4 Steve McNair (2006-07)
 2.5 **Joe Flacco (2008-16)**
 2.7 Tony Banks (1999-2000)

SEASON (MIN. 225 ATT.)

1.9 **Joe Flacco (2012)**
 2.0 **Joe Flacco (2010)**
 2.2 **Joe Flacco (2016, 2014, 2011)**
 2.4 **Joe Flacco (2009)**
 Kyle Boller (2004)

MOST TIMES SACKED

CAREER

290 **Joe Flacco (2008-16)**
 102 Kyle Boller (2003-08)
 54 Vinny Testaverde (1996-97)

SEASON

48 **Joe Flacco (2013)**
 40 **Joe Flacco (2010)**
 36 **Joe Flacco (2009)**

GAME

7 Jeff Blake (11/17/02 at Mia.)
 Tony Banks (11/21/99 at Cin.)
 Eric Zeier (12/21/97 at Cin.)

* Flacco missed the final 6 games of 2015 on IR

RECEIVING RECORDS

TOP 10 CAREER RECEIVING YARDS

RANK	NAME (SEASONS)	REC	YDS	AVG	LG	TD
1	Mason, Derrick (2005-10)	471	5,777	12.3	79t	29
2	Heap, Todd (2001-10)	467	5,492	11.8	65t	41
3	Smith, Torrey (2011-14)	213	3,591	16.9	74t	30
4	Clayton, Mark (2005-09)	234	3,116	13.3	87t	12
5	Rice, Ray (2008-13)	369	3,034	8.2	63	6
6	Ismail, Qadry (1999-2001)	191	2,819	14.8	77t	18
7	Taylor, Travis (2000-04)	204	2,758	13.5	73t	15
8	Boldin, Anquan (2010-12)	186	2,645	14.2	61	14
9	Jackson, Michael (1996-98)	183	2,596	14.2	86t	18
10	Smith Sr., Steve (2014-16)	195	2,534	13.0	80t	14

RECEIVING RECORDS

MOST RECEPTIONS

CAREER

471	Derrick Mason (2005-10)
467	Todd Heap (2001-10)
369	Ray Rice (2008-13) - RB

SEASON

103	Derrick Mason (2007)
86	Dennis Pitta (2016)
	Derrick Mason (2005)
80	Derrick Mason (2008)
79	Steve Smith Sr. (2014)

GAME

13	Steve Smith Sr. (9/27/15 vs. Cin.) Priest Holmes (10/11/98 vs. Ten.) - RB
12	Javorius Allen (12/6/15 at Mia.) - RB
11	Dennis Pitta (11/11/17 at Cin.) Derrick Mason (10/7/07 at SF)
10	Mike Wallace (10/23/16 at NYJ) Steve Smith Sr. (9/20/15 at Oak.) Dennis Pitta (9/7/14 vs. Cin.) Ed Dickson (11/13/11 at Sea.) Ray Rice (10/18/09 at Min.) - RB Derrick Mason (9/30/07 at Cle.) Floyd Turner (12/13/98 vs. Min.)

MOST SEASONS, 50 OR MORE RECEPTIONS

6	Derrick Mason (2005-10)
5	Ray Rice (2009-13)
	Todd Heap (2009, 2006, 2005, 2003, 2002)
3	Anquan Boldin (2010-12)

MOST CONSECUTIVE GAMES W/ A RECEPTION

74	Todd Heap (2002-07)
71	Ray Rice (2008-12)
46	Derrick Mason (2006-09)

MOST RECEIVING YARDAGE

CAREER

5,777	Derrick Mason (2005-10), 471 rec.
5,492	Todd Heap (2001-10), 467 rec.
3,591	Torrey Smith (2011-14), 213 rec.

SEASON

1,201	Michael Jackson (1996), 76 rec.
1,128	Torrey Smith (2013), 65 rec.
1,105	Qadry Ismail (1999), 68 rec.

GAME

258	Qadry Ismail (12/12/99 at Pit.), 6 rec.
198	Derrick Alexander (12/1/96 vs. Pit.), 7 rec.
186	Steve Smith Sr. (9/27/15 vs. Cin.), 13 rec.

MOST RECEIVING YARDAGE IN A HALF

210	Qadry Ismail (12/12/99 at Pit.), 4 rec.
166	Derrick Alexander (12/1/96 vs. Pit.), 5 rec.
144	Torrey Smith (9/25/11 at STL), 4 rec.

MOST SEASONS, 1,000 OR MORE YARDS, RECEIVING

4	Derrick Mason (2009, 2008, 2007, 2005)
2	Qadry Ismail (2001, 1999) Derrick Alexander (1997, 1996)

MOST 100-YARD RECEIVING GAMES

CAREER

9	Mark Clayton (2005-09)
8	Steve Smith Sr. (2014-16)
7	Derrick Mason (2005-10) Derrick Alexander (1996-97)
6	Torrey Smith (2011-14) Anquan Boldin (2010-12)
5	Qadry Ismail (1999-2001) Michael Jackson (1996-98)

SEASON

4	Steve Smith Sr. (2014) Mark Clayton (2006) Michael Jackson (1996)
3	Steve Smith Sr. (2015) Anquan Boldin (2010) Qadry Ismail (1999) Derrick Alexander (1997, 1996)

MOST CONSECUTIVE GAMES, AT LEAST 100 YARDS, RECEIVING

3	Qadry Ismail (1999)
2	Mike Wallace (2016) Steve Smith Sr. (2015, 2014) Torrey Smith (2013) Floyd Turner (1998, 1996) Michael Jackson (1997, 1996)

LONGEST PASS RECEPTION

95t	Mike Wallace (11/6/16 vs. Pit.)
92	Derrick Alexander (12/7/97 vs. Sea.)
87t	Mark Clayton (12/10/06 at KC)

AVERAGE GAIN PER RECEPTION

CAREER (MIN. 60 RECEPTIONS)

16.9	Torrey Smith (2011-14), 213-3,591
16.6	Derrick Alexander (1996-97), 127-2,108
16.0	Demetrius Williams (2006-09), 63-1,008

SEASON (MIN. 25 RECEPTIONS)

19.1	Jermaine Lewis (1998), 41-784
18.1	Patrick Johnson (1999), 29-526
17.7	Derrick Alexander (1996), 62-1,099

GAME (MIN. 3 RECEPTIONS)

43.0	Qadry Ismail (12/12/99 at Pit.), 6-258
34.5	Travis Taylor (10/19/03 at Cin.), 4-138
33.2	Torrey Smith (9/29/13 at Buf.), 5-166

MOST TD RECEPTIONS

CAREER

41	Todd Heap (2001-10)
30	Torrey Smith (2011-14)
29	Derrick Mason (2005-10)

SEASON

14	Michael Jackson (1996)
11	Torrey Smith (2014)
9	Derrick Alexander (1997, 1996)
8	Torrey Smith (2012)
7	Marlon Brown (2013) Dennis Pitta (2012) Torrey Smith (2011) Derrick Mason (2010, 2009) Anquan Boldin (2010) Todd Heap (2005) Qadry Ismail (2001)

GAME

4	Marcus Robinson (11/23/03 vs. Sea.)
3	Torrey Smith (9/25/11 at STL) Anquan Boldin (9/26/10 vs. Cle.) Qadry Ismail (12/12/99 at Pit.) Michael Jackson (12/22/96 vs. Hou.)
2	39 times, last by Dennis Pitta (12/4/16 vs. Mia.)

MOST CONSECUTIVE GAMES, TD RECEPTIONS

5	Michael Jackson (1996, 7th-11th games)
4	Derrick Alexander (1997, 6th-9th games)
3	Todd Heap (2006, 2nd-4th games)

ALL 100-YARD GAMES

258	Qadry Ismail at Pit., 12/12/99 (6 rec.)
198	Derrick Alexander vs. Pit., 12/1/96 (7 rec.)
186	Steve Smith Sr. vs. Cin., 9/27/15 (13 rec.)
166	Torrey Smith at Buf., 9/29/13 (5 rec.)
165	Torrey Smith vs. Cin., 11/20/11 (6 rec.)
164	Mark Clayton at Cin., 11/30/08 (5 rec.)
152	Torrey Smith at STL, 9/25/11 (5 rec.)
150	Steve Smith Sr. at Oak., 9/20/15 (10 rec.)
150	Derrick Alexander vs. Sea., 12/7/97 (6 rec.)
150	Michael Jackson vs. Jax., 11/24/96 (9 rec.)
147	Floyd Turner vs. Min., 12/13/98 (10 rec.)
146	Todd Heap at Pit., 12/29/02 (7 rec.)
145	Anquan Boldin vs. Ari., 10/30/11 (7 rec.)
144	Torrey Smith at SD, 11/25/12 (7 rec.)
143	Michael Jackson vs. Jax., 8/31/97 (8 rec.)
142	Anquan Boldin vs. Cle., 9/26/10 (8 rec.)
142	Derrick Mason vs. Ind., 11/22/09 (9 rec.)
139	Steve Smith Sr. vs. Car., 9/28/14 (7 rec.)
138	Travis Taylor at Cin., 10/19/03 (4 rec.)
137	Steve Smith Sr. at SF, 10/18/15 (7 rec.)
137	Derrick Mason at Pit., 9/29/08 (8 rec.)
136	Derrick Mason at Cle., 11/2/08 (9 rec.)
132	Anquan Boldin vs. Hou., 10/16/11 (8 rec.)
132	Derrick Mason at Cle., 9/24/06 (7 rec.)
131	Anquan Boldin vs. Cle., 9/27/12 (9 rec.)
131	Marcus Robinson vs. Sea., 11/23/03 (7 rec.)
129	Mark Clayton vs. Pit., 11/29/09 (7 rec.)
129	Todd Heap at Cin., 10/19/03 (7 rec.)
129	Qadry Ismail at Ten., 11/12/01 (8 rec.)
128	Kamar Aiken vs. KC, 12/20/15 (8 rec.)
128	Mark Clayton vs. Jax., 12/28/08 (4 rec.)
128	Michael Jackson vs. NE, 10/6/96 (8 rec.)
127	Torrey Smith vs. NE, 9/23/12 (6 rec.)
127	Travis Taylor at Atl., 11/3/02 (4 rec.)
126	Derrick Alexander at Den., 10/20/96 (6 rec.)
125	Dennis Pitta vs. Den., 12/16/12 (7 rec.)
125	Mark Clayton at Ten., 11/12/06 (7 rec.)
124	Mike Wallace vs. Pit., 11/6/16 (4 rec.)
124	Jermaine Lewis at Ten., 9/21/97 (8 rec.)
123	Derrick Alexander vs. NE, 10/6/96 (6 rec.)
122	Jermaine Lewis vs. Cin., 9/27/98 (4 rec.)
121	Torrey Smith at Mia., 10/6/13 (6 rec.)
120	Mike Wallace at NYJ, 10/23/16 (10 rec.)
118	Anquan Boldin vs. Pit., 12/5/10 (5 rec.)
118	Derrick Mason vs. Cle., 9/27/09 (5 rec.)
118	Steve Smith Sr. vs. Cin., 9/7/14 (7 rec.)
117	Ray Rice at Min., 10/18/09 (10 rec.)
117	Jermaine Lewis at Jax., 9/20/98 (4 rec.)
117	Michael Jackson vs. Hou., 12/22/96 (5 rec.)
115	Qadry Ismail vs. NO, 12/19/99 (7 rec.)
114	Patrick Johnson at NE, 1/2/00 (9 rec.)
113	Qadry Ismail vs. Ten., 12/5/99 (5 rec.)
113	Michael Jackson vs. STL, 10/27/96 (7 rec.)
112	Mark Clayton at KC, 12/10/06 (5 rec.)
111	Steve Smith Sr. vs. Oak., 10/2/16 (8 rec.)
111	Derrick Alexander at Cin., 12/21/97 (5 rec.)
110	Steve Smith Sr. at TB, 10/12/14 (5 rec.)
110	Anquan Boldin at NYJ, 9/13/10 (7 rec.)
110	Todd Heap vs. GB, 12/19/05 (9 rec.)
108	Mark Clayton at Pit., 12/24/06 (7 rec.)
108	Jamal Lewis vs. NO, 12/8/02 (4 rec.)
108	Floyd Turner at Ten., 12/6/98 (4 rec.)
108	Floyd Turner vs. STL, 10/27/96 (6 rec.)
107	Javorius Allen at Mia., 12/6/15 (12 rec.)
107	Mark Clayton vs. Cin., 11/11/07 (8 rec.)
107	Devard Darling vs. Cle., 11/18/07 (4 rec.)
105	Mark Clayton at Den., 12/11/05 (7 rec.)
105	Jermaine Lewis vs. Mia., 10/19/97 (6 rec.)
104	Shannon Sharpe vs. Ten., 10/22/00 (8 rec.)
104	Derrick Alexander vs. Cin., 9/7/97 (8 rec.)
104	Floyd Turner vs. Cin., 11/3/96 (6 rec.)
103	Jacoby Jones vs. NYJ, 11/24/13 (4 rec.)
103	Derrick Mason vs. Min., 12/25/05 (9 rec.)
102	Dennis Pitta at Cle., 9/18/16 (9 rec.)
102	Marcus Robinson vs. Pit., 12/28/03 (6 rec.)
102	Qadry Ismail at Pit., 9/3/00 (7 rec.)
101	Crockett Gillmore vs. STL, 11/22/15 (5 rec.)
101	Steve Smith Sr. at Cle., 9/21/14 (5 rec.)
101	Mark Clayton vs. Car., 10/15/06 (5 rec.)
101	Shannon Sharpe vs. Dal., 11/19/00 (5 rec.)
100	Derrick Mason at NE, 10/17/10 (8 rec.)
100	Demetrius Williams vs. Cle., 12/17/06 (2 rec.)

Current Ravens in Bold

RUSHING RECORDS

TOP 10 CAREER RUSHING YARDS

RANK	NAME (SEASONS)	ATT	YDS	AVG	LG	TD
1	Lewis, Jamal (2000-06)	1,822	7,801	4.3	82t	45
2	Rice, Ray (2008-13)	1,430	6,180	4.3	70t	37
3	McGahee, Willis (2007-10)	673	2,802	4.2	77t	31
4	Holmes, Priest (1997-2000)	459	2,102	4.6	72	10
5	Forsett, Justin (2014-16)	417	2,005	4.8	52	10
6	Taylor, Chester (2002-05)	373	1,599	4.3	52	4
7	Morris, Byron "Bam" (1996-97)	376	1,511	4.0	25	8
8	Pierce, Bernard (2012-14)	353	1,334	3.8	78	5
9	McClain, Le'Ron (2007-10)	314	1,185	3.8	82t	12
10	Rhett, Errict (1998-99)	280	1,032	3.7	52t	5

RUSHING RECORDS

MOST RUSHING ATTEMPTS

CAREER	SEASON	GAME
1,822 Jamal Lewis (2000-06)	387 Jamal Lewis (2003)	36 Priest Holmes (11/22/98 at Cin.)
1,430 Ray Rice (2008-13)	314 Jamal Lewis (2006)	Bam Morris (10/26/97 at Was.)
673 Willis McGahee (2007-10)	309 Jamal Lewis (2000)	35 Jay Graham (11/16/97 vs. Phi. - OT)

MOST YARDAGE

CAREER	SEASON	GAME
7,801 Jamal Lewis (2000-06)	2,066 Jamal Lewis (2003)	295 Jamal Lewis (9/14/03 vs. Cle.)
6,180 Ray Rice (2008-13)	1,364 Ray Rice (2011)	227 Priest Holmes (11/22/98 at Cin.)
2,802 Willis McGahee (2007-10)	Jamal Lewis (2000)	205 Jamal Lewis (12/21/03 at Cle.)
	Ray Rice (2009)	204 Ray Rice (12/4/11 at Cle.)
	Jamal Lewis (2002)	191 Ray Rice (1/1/12 at Cin.)
	Justin Forsett (2014)	

MOST 100-YARD RUSHING GAMES

CAREER	SEASON	GAME
30 Jamal Lewis (2000-06)	12 Jamal Lewis (2003)	295 Jamal Lewis (9/14/03 vs. Cle.)
18 Ray Rice (2008-13)	6 Ray Rice (2011)	227 Priest Holmes (11/22/98 at Cin.)
9 Willis McGahee (2007-10)	5 Justin Forsett (2014)	205 Jamal Lewis (12/21/03 at Cle.)
	Willis McGahee (2007)	204 Ray Rice (12/4/11 at Cle.)
	Jamal Lewis (2002)	191 Ray Rice (1/1/12 at Cin.)
	Jamal Lewis (2000)	
	Ray Rice (2012, 2009)	
	Jamal Lewis (2004)	
	Errict Rhett (1999)	
	Priest Holmes (1998)	

LONGEST RUN FROM SCRIMMAGE

82t Le'Ron McClain (12/20/08 at Dal.)	77t Willis McGahee (1/3/10 at Oak.)
Jamal Lewis (9/14/03 vs. Cle.)	Willis McGahee (12/20/08 at Dal.)
78 Bernard Pierce (12/23/12 vs. NYG)	

MOST RUSHING TOUCHDOWNS

CAREER	SEASON	GAME
45 Jamal Lewis (2000-06)	14 Jamal Lewis (2003)	3 Ray Rice (10/30/11 vs. Ari.)
37 Ray Rice (2008-13)	12 Ray Rice (2011), Willis McGahee (2009)	Willis McGahee (1/3/10 at Oak.)
31 Willis McGahee (2007-10)	10 Le'Ron McClain (2008)	Jamal Lewis (twice, 11/19/06 vs. ATL; 12/7/03 vs. Cin.)
15 Joe Flacco (2008-16)		2 31 times (last by Terrance West, 10/16/16 at NYG)

MOST CONSECUTIVE GAMES W/ A RUSHING TD

7 Willis McGahee (2007)	113 Jamal Lewis at Cin., 11/27/05 (23 car.)
4 Ray Rice (2009)	112 Willis McGahee at Hou., 11/9/08 (25 car.)
Jamal Lewis (2003)	112 Justin Forsett vs. Ten, 11/9/14 (20 car.)
3 Willis McGahee (twice in 2009, once in 2010)	111 Justin Forsett at TB, 10/12/14 (14 car.)
Le'Ron McClain (2008)	111 Jamal Lewis at STL, 11/9/03 (27 car.)
Jamal Lewis (2006, 2004, 2000)	111 Moe Williams vs. Ind., 12/2/01 (24 car.)

HIGHEST RUSHING AVERAGE

CAREER (MIN. 350 CARRIES)	SEASON (MIN. 100 CARRIES)	GAME (MIN. 10 CARRIES)
4.8 Justin Forsett (2014-16)	5.4 Justin Forsett (2014)	12.8 Ray Rice (12/13/09 vs. Det.)
4.6 Priest Holmes (1997-2000)	5.3 Ray Rice (2009)	10.4 Willis McGahee (1/3/10 at Oak.)
4.3 Ray Rice (2008-13)	Jamal Lewis (2003)	10.3 Jamal Lewis (9/26/04 at Cin.)
Jamal Lewis (2000-06)	5.0 Willis McGahee (2009)	
Chester Taylor (2002-05)		

LONGEST RUNS

82t Le'Ron McClain at Dal., 12/20/08	59 Ray Rice vs. Cin., 11/20/11
82t Jamal Lewis vs. Cle., 9/14/03	59t Ray Rice vs. Det., 12/13/09
78 Bernard Pierce vs. NYG, 12/23/12	56 Priest Holmes at Cin., 11/22/98
77t Willis McGahee at Oak., 1/3/10	55 Moe Williams vs. Ind., 12/2/01
77t Willis McGahee at Dal., 12/20/08	53 Ray Rice at STL, 9/25/11
75t Jamal Lewis at Cin., 9/26/04	52 Justin Forsett at TB, 10/12/14
75 Jamal Lewis at Cle., 10/6/02	52 Ray Rice vs. Det., 12/13/09
72t Jamal Lewis at Cle., 12/21/03	52 Jamal Lewis vs. Cle., 12/17/06
72 Priest Holmes vs. Ten., 12/5/99	52 Jamal Lewis at Ari., 10/12/03
70t Ray Rice at Cin., 1/1/12	52t Errict Rhett at Cle., 11/7/99
67 Ray Rice at Cle., 12/4/11	52 Chester Taylor vs. Cle., 10/16/05
64t Priest Holmes at Pit., 12/12/99	51t Ray Rice at Cin., 1/1/12
63t Jamal Lewis vs. Cle., 9/14/03	50 Ray Rice vs. NO., 12/19/10
60 Ray Rice at Cle., 11/2/08	50 Ray Rice at NE, 10/4/09

ALL 100-YARD GAMES

295 Jamal Lewis vs. Cle., 9/14/03 (30 car.)	100 Priest Holmes vs. Ten., 12/5/99 (9 car.)
227 Priest Holmes at Cin., 11/22/98 (36 car.)	100 Bam Morris vs. Pit., 12/1/96 (28 car.)
205 Jamal Lewis at Cle., 12/21/03 (22 car.)	
204 Ray Rice at Cle., 12/4/11 (29 car.)	
191 Ray Rice at Cin., 1/1/12 (24 car.)	
187 Jamal Lewis at Cle., 10/6/02 (26 car.)	
187 Jamal Lewis vs. Dal., 11/19/00 (28 car.)	
186 Jamal Lewis at Cin., 9/26/04 (18 car.)	
182 Justin Forsett at NO, 11/24/14 (22 car.)	
180 Jamal Lewis vs. Cin., 12/7/03 (30 car.)	
176 Bam Morris at Was., 10/26/97 (36 car.)	
173 Priest Holmes vs. Cin., 9/27/98 (27 car.)	
170 Jamal Lewis vs. Cle., 11/26/00 (30 car.)	
167 Willis McGahee at Oak., 1/3/10 (16 car.)	
167 Jamal Lewis vs. Mia., 1/2/05 (34 car.)	
166 Ray Rice vs. Det., 12/13/09 (13 car.)	
154 Ray Rice at Cle., 11/2/08 (21 car.)	
154 Jay Graham vs. Phi., 11/16/97 (35 car.)	
153 Ray Rice vs. NO, 12/19/10 (31 car.)	
150 Justin Forsett at Pit., 10/11/15 (27 car.)	
149 Earnest Byner vs. NO, 9/29/96 (24 car.)	
141 Ray Rice at Pit., 12/27/09 (30 car.)	
139 Le'Ron McClain at Dal., 12/20/08 (22 car.)	
139 Chester Taylor vs. Cin., 12/5/04 (23 car.)	
138 Willis McGahee vs. NE, 12/3/07 (30 car.)	
136 Errict Rhett at Atl., 10/3/99 (27 car.)	
135 Jamal Lewis vs. Cin., 11/10/02 (21 car.)	
134 Jamal Lewis vs. Den., 10/26/03 (32 car.)	
133 Ray Rice vs. Den., 10/10/10 (27 car.)	
133 Terry Allen vs. Min., 1/7/02 (23 car.)	
132 Jamal Lewis at SD, 9/21/03 (23 car.)	
132 Priest Holmes vs. Det., 12/27/98 (28 car.)	
131 Ray Rice at Chi., 11/17/13 (25 car.)	
131 Jamal Lewis at Ari., 10/12/03 (21 car.)	
130 Jamal Lewis at Ind., 12/19/04 (20 car.)	
130 Priest Holmes at Pit., 12/12/99 (18 car.)	
130 Bam Morris at NYJ, 11/2/97 (31 car.)	
126 Jamal Lewis at Ari., 12/17/00 (29 car.)	
125 Jamal Lewis at Oak., 12/14/03 (24 car.)	
123 Bernard Pierce vs. NYG, 12/23/12 (14 car.)	
121 Justin Forsett vs. Cle., 10/11/15 (21 car.)	
121 Ray Rice at Was., 12/9/12 (20 car.)	
121 Jamal Lewis at Cin., 12/1/02 (22 car.)	
119 Justin Forsett vs. Cle., 12/28/14 (17 car.)	
119 Jamal Lewis vs. Jax., 10/20/02 (28 car.)	
119 Priest Holmes at Pit., 9/3/00 (27 car.)	
117 Jamal Lewis vs. Sea., 11/23/03 (26 car.)	
117 Errict Rhett at Cle., 11/7/99 (17 car.)	
117 Bam Morris at Cin., 12/8/96 (21 car.)	
116 Jamal Lewis at Was., 10/10/04 (28 car.)	
116 Jamal Lewis vs. Cin., 9/24/00 (25 car.)	
115 Jamal Lewis vs. KC, 9/28/03 (26 car.)	
114 Willis McGahee at Buf., 10/21/07 (19 car.)	
114 Jamal Lewis vs. Pit., 12/28/03 (27 car.)	
113 Terrance West vs. Oak., 10/2/16 (21 car.)	
113 Jamal Lewis at Cin., 11/27/05 (23 car.)	
113 Errict Rhett vs. Cle., 9/26/99 (22 car.)	
112 Willis McGahee at Hou., 11/9/08 (25 car.)	
112 Justin Forsett vs. Ten, 11/9/14 (20 car.)	
111 Justin Forsett at TB, 10/12/14 (14 car.)	
111 Jamal Lewis at STL, 11/9/03 (27 car.)	
111 Moe Williams vs. Ind., 12/2/01 (24 car.)	
109 Jamal Lewis vs. Cle., 12/17/06 (22 car.)	
109 Jamal Lewis vs. NO, 10/29/06 (31 car.)	
109 Jamal Lewis at Cin., 11/5/00 (22 car.)	
109 Bam Morris at Jax., 11/10/96 (26 car.)	
108 Ray Rice vs. KC, 9/13/09 (19 car.)	
108 Willis McGahee at Dal., 12/20/08 (8 car.)	
108 Terry Allen vs. Ten., 10/7/01 (22 car.)	
107 Ray Rice vs. NYG, 12/23/12 (24 car.)	
107 Ray Rice vs. Pit., 9/11/11 (19 car.)	
106 Justin Forsett vs. SD, 11/30/14 (24 car.)	
105 Willis McGahee at Mia., 10/19/08 (19 car.)	
105 Jamal Lewis vs. GB, 12/19/05 (22 car.)	
104 Ray Rice vs. Cin., 11/20/11 (20 car.)	
104 Willis McGahee at Mia., 12/16/07 (29 car.)	
104 Willis McGahee at Cle., 9/30/07 (14 car.)	
104 Chester Taylor vs. NYG, 12/12/04 (25 car.)	
103 Ray Rice vs. Ind., 12/11/11 (26 car.)	
103 Ray Rice at NE, 10/4/09 (11 car.)	
103 Priest Holmes vs. Ind., 11/29/98 (22 car.)	
102 Ray Rice at KC, 10/7/12 (17 car.)	
102 Willis McGahee vs. Cle., 11/18/07 (21 car.)	
101 Ray Rice vs. NE, 9/23/12 (20 carries)	
101 Ray Rice vs. Hou., 10/16/11 (23 carries)	
101 Jamal Lewis at Cin., 10/19/03 (19 car.)	
101 Errict Rhett vs. Pit., 9/19/99 (22 car.)	
100 Jamal Lewis vs. Cle., 12/22/02 (21 car.)	
100 Priest Holmes vs. Ten., 12/5/99 (9 car.)	
100 Bam Morris vs. Pit., 12/1/96 (28 car.)	

Current Ravens in Bold

SCRIMMAGE/COMBINED YARDS

TOP 10 CAREER SCRIMMAGE YARDS

RANK	NAME (SEASONS)	RUSH	RUSH YDS	REC	REC YDS	TOTAL ATT	SCRM YDS
1	Rice, Ray (2008-13)	1,430	6,180	369	3,034	1,799	9,214
2	Lewis, Jamal (2000-06)	1,822	7,801	160	1,365	1,982	9,166
3	Mason, Derrick (2005-10)	3	1	471	5,777	474	5,778
4	Heap, Todd (2001-10)	8	61	467	5,492	475	5,553
5	Smith, Torrey (2011-14)	7	48	213	3,591	220	3,639
6	McGahee, Willis (2007-10)	673	2,802	96	544	769	3,346
7	Clayton, Mark (2005-09)	25	112	234	3,116	259	3,228
8	Taylor, Travis (2000-04)	29	224	204	2,758	233	2,982
9	Ismail, Qadry (1999-2001)	1	4	191	2,819	192	2,823
10	Holmes, Priest (1997-2000)	459	2,102	88	585	547	2,687

SCRIMMAGE YARDS RECORDS

MOST ATTEMPTS

CAREER	SEASON	GAME
1,982 Jamal Lewis (2000-06)	413 Jamal Lewis (2003)	40 Jay Graham (11/16/97 vs. Phi.)
1,799 Ray Rice (2008-13)	370 Ray Rice (2010)	38 Bam Morris (10/26/97 at Was.)
769 Willis McGahee (2007-10)	367 Ray Rice (2011)	36 Ray Rice (12/19/10 vs. NO)
	355 Jamal Lewis (2002)	Ray Rice (10/17/10 at NE)
		Priest Holmes (11/22/98 at Cin.)

MOST YARDAGE GAINED

CAREER	SEASON	GAME
9,214 Ray Rice (2008-13)	2,271 Jamal Lewis (2003)	295 Jamal Lewis (9/14/03 vs. Cle.)
9,166 Jamal Lewis (2000-06)	2,068 Ray Rice (2011)	258 Qadry Ismail (12/12/99 at Pit.)
5,778 Derrick Mason (2005-10)	2,041 Ray Rice (2009)	233 Ray Rice (12/19/10 vs. NO)
	1,776 Ray Rice (2010)	

TOP 10 CAREER COMBINED YARDS

RECEIVING, RUSHING, KICKOFF RETURN, PUNT RETURN AND FUMBLE RECOVERY YARDS

RANK	NAME (SEASONS)	NO	YDS	AVG	TD
1	Rice, Ray (2008-13)	1,807	9,377	5.2	43
2	Lewis, Jamal (2000-06)	1,982	9,166	4.6	47
3	Lewis, Jermaine (1996-2001)	532	8,001	15.0	22
4	Mason, Derrick (2005-10)	474	5,778	12.2	29
5	Heap, Todd (2001-10)	475	5,553	11.7	41
6	Jones, Jacoby (2012-14)	269	4,904	18.2	8
7	Sams, B.J. (2004-07)	264	4,502	17.1	3
8	Smith, Torrey (2011-14)	221	3,663	16.6	30
9	Taylor, Chester (2002-05)	523	3,273	6.3	7
10	Clayton, Mark (2005-09)	266	3,270	12.3	14

COMBINED YARDS RECORDS

RECEIVING, RUSHING, KICKOFF RETURN, PUNT RETURN AND FUMBLE RECOVERY YARDS

MOST ATTEMPTS

CAREER	SEASON	GAME
1,982 Jamal Lewis (2000-06)	413 Jamal Lewis (2003)	40 Jay Graham (11/16/97 vs. Phi.)
1,807 Ray Rice (2008-13)	370 Ray Rice (2010)	38 Bam Morris (10/26/97 at Was.)
551 Priest Holmes (1997-2000)	367 Ray Rice (2011)	36 Ray Rice (12/19/10 vs. NO)
	355 Jamal Lewis (2002)	Ray Rice (10/17/10 at NE)
		Priest Holmes (11/22/98 at Cin.)

MOST YARDAGE GAINED

CAREER	SEASON	GAME
9,377 Ray Rice (2008-13)	2,271 Jamal Lewis (2003)	308 Jermaine Lewis (12/7/97 vs. Sea.)
9,166 Jamal Lewis (2000-06)	2,068 Ray Rice (2011)	295 Jamal Lewis (9/14/03 vs. Cle.)
8,001 Jermaine Lewis (1996-2001)	2,043 Ray Rice (2009)	258 Qadry Ismail (12/12/99 at Pit.)
	2,025 Jermaine Lewis (1997)	

YARDS FROM SCRIMMAGE (ALL 150-YARD GAMES)

295	Jamal Lewis vs. Cle., 9/14/03
258	Qadry Ismail at Pit., 12/12/99
233	Ray Rice vs. NO, 12/19/10
232	Jamal Lewis at Cin., 9/26/04
227	Priest Holmes at Cin., 11/22/98
226	Jamal Lewis at Cle., 12/21/03
219	Ray Rice vs. Det., 12/13/09
214	Ray Rice at Cle., 12/4/11
213	Jamal Lewis at Cle., 10/6/02
207	Jamal Lewis vs. Dal., 11/19/00
199	Ray Rice at Cin., 1/1/12
198	Derrick Alexander vs. Pit., 12/1/96
194	Ray Rice at Min., 10/18/09
190	Justin Forsett at NO, 11/24/14
186	Steve Smith Sr. vs. Cin., 9/27/15
184	Bam Morris at Was., 10/26/97
182	Bam Morris at Jax., 11/10/96
180	Jamal Lewis at Cin., 12/7/03
180	Ray Rice vs. Mia., 11/7/10
179	Jamal Lewis at Cin., 11/5/00
178	Priest Holmes vs. Cin., 9/27/98
176	Ray Rice at Cle., 11/2/08
170	Javorius Allen at Mia., 12/6/15
170	Justin Forsett vs. Cle., 10/11/15
170	Jamal Lewis vs. Cle., 11/26/00
169	Jay Graham vs. Phi., 11/16/97
167	Jamal Lewis vs. Mia., 1/2/05
167	Willis McGahee at Oak., 1/3/10
166	Torrey Smith at Buf., 9/29/13
166	Travis Taylor at Atl., 11/3/02
165	Torrey Smith vs. Cin., 11/20/11
164	Ray Rice at SD, 11/25/12
164	Mark Clayton at Cin., 11/30/08
164	Ray Rice at STL, 9/25/11
164	Chester Taylor vs. Cin., 12/5/04
162	Torrey Smith at STL, 9/25/11
162	Jamal Lewis vs. Den., 10/26/03
161	Ray Rice vs. Hou., 10/16/11
160	Jamal Lewis vs. Sea., 11/23/03
159	Ray Rice vs. Den., 10/10/10
159	Willis McGahee vs. NE, 12/3/07
159	Jamal Lewis vs. KC, 9/28/03
158	Ray Rice vs. NYG, 12/23/12
156	Jamal Lewis vs. NO, 12/8/02
155	Ray Rice at Pit., 12/27/09
155	Ray Rice vs. Pit., 11/29/09
152	Willis McGahee at Mia., 10/19/08
152	Ray Rice at Phi., 9/16/12
152	Ray Rice at NE, 10/4/09
151	Priest Holmes at Pit., 9/3/00
150	Justin Forsett at Pit., 10/1/15
150	Steve Smith Sr. at Oak., 9/20/15
150	Derrick Alexander vs. Sea., 12/7/97
150	Michael Jackson vs. Jax., 11/24/96
150	Ray Rice vs. NE, 9/23/12

Current Ravens in Bold



INTERCEPTIONS RECORDS

TOP CAREER INTERCEPTIONS

RANK	NAME (SEASONS)	NO	YDS	AVG	LG	TD
1	Reed, Ed (2002-12)	61	1,541	25.3	107t*	7
2	Lewis, Ray (1996-2012)	31	503	16.2	64	3
3	McAlister, Chris (1999-2008)	26	486	18.7	98t	5
4	Starks, Duane (1998-2001)	20	196	9.8	64	1
	Woodson, Rod (1998-2001)	20	380	19.0	66t	5
6	Webb, Lardarius (2009-16)	13	143	11.0	73t	1
7	Landry, Dawan (2006-10)	9	213	23.7	48t	3
8	Langham, Antonio (1996-97)	8	99	12.4	40t	1
	Rolle, Samari (2005-09)	8	76	9.5	44	0
	Smith, Jimmy (2011-16)	8	103	12.9	32	1
	Williams, Chad (2002-05)	8	320	40.0	98t	3
12	Suggs, Terrell (2003-16)	7	144	20.6	44t	2
13	Graham, Corey (2012-13)	6	48	8.0	28	0
	Mosley, C.J. (2014-16)	6	63	10.5	28	0
	Thomas, Adalius (2000-06)	6	120	20.0	32	2
16	Baxter, Gary (2001-04)	5	74	14.8	34	0
	Harris, Corey (1998-2001)	5	69	13.8	42	1
	Moore, Stevon (1996-99)	5	66	13.2	38	0
	Ngata, Haloti (2006-14)	5	84	16.8	60	0
	Sanders, Deion (2004-05)	5	144	28.8	48t	1
	Smith, Daryl (2013-15)	5	40	8.0	37t	1
	Staten, Ralph (1997-98)	5	37	7.4	14	0
	Turner, Eric (1996)	5	1	0.2	1	0

* NFL Record

50-YARD INT RETURNS

107t*	Ed Reed vs. Phi., 11/23/08
106t	Ed Reed vs. Cle., 11/7/04
98t	Chad Williams at Cin., 12/1/02
98t	Chris McAlister vs. NYJ, 12/24/00
94	Chad Williams vs. Buf., 10/24/04
83t	Chris McAlister at Ari., 10/12/03
78	Ed Reed at NYJ, 11/14/04
73t	Lardarius Webb vs. NYJ, 10/2/11
66t	Rod Woodson at Cle., 11/7/99
64	Ray Lewis vs. Cin., 12/23/01
64	Duane Starks vs. NYJ, 12/24/00
63t	Cary Williams vs. Cle., 9/27/12
60t	Chris McAlister at TB, 9/10/06
60	Haloti Ngata at TB, 9/10/06
60t	Rod Woodson at NYJ, 9/13/98
60	Ray Lewis at STL, 9/12/99
53	Eric Weddle vs. Mia., 12/4/16

* NFL Record

Current Ravens in Bold

INTERCEPTIONS RECORDS

MOST INTERCEPTIONS

CAREER	SEASON	GAME
61 Ed Reed (2002-12)	9 Ed Reed (2008, 2004)	2 28 times by 15 players, last by Corey Graham (11/24/13 vs. NYJ)
31 Ray Lewis (1996-2012)	8 Ed Reed (2010)	
26 Chris McAlister (1999-2008)	7 Ed Reed (2007, 2003)	
20 Duane Starks (1998-2001)	Rod Woodson (1999)	
20 Rod Woodson (1998-2001)	6 Ray Lewis (2003)	
	Chris McAlister (2006)	
	Duane Starks (2000)	
	Rod Woodson (1998)	

MOST CONSECUTIVE GAMES WITH AN INTERCEPTION

5 Eric Turner (10/27/96-11/24/96)
3 7 times by 4 players, last by Cary Williams (9/27/12-10/14/12)

MOST YARDS GAINED AFTER INTERCEPTIONS

CAREER	SEASON
1,541 Ed Reed (2002-12)	358 Ed Reed (2004)
503 Ray Lewis (1996-2012)	264 Ed Reed (2008)
486 Chris McAlister (1999-2008)	195 Rod Woodson (1999)
380 Rod Woodson (1998-2001)	183 Ed Reed (2010)

GAME

150 Ed Reed (11/23/08 vs. Phi.)
106 Ed Reed (11/07/04 vs. Cle.)
98 Chris McAlister (12/24/00 vs. NYJ)
Chad Williams (12/1/02 at Cin.)

LONGEST INTERCEPTION RETURN

*107t Ed Reed (11/23/08 vs. Phi.)
106t Ed Reed (11/7/04 vs. Cle.)
98t Chris McAlister (12/24/00 vs. NYJ)
Chad Williams (12/1/02 at Cin.)

HIGHEST AVERAGE ON INTERCEPTION RETURNS

CAREER (MIN. 8 INTs)
40.0 Chad Williams (2002-05, 8-320)
25.3 Ed Reed (2002-12, 61-1,541)
23.7 Dawan Landry (2006-10, 9-213)

MOST TDs ON INTERCEPTION RETURNS

CAREER	SEASON
7 Ed Reed# (2002-12)	2 Ed Reed (2008)
5 Chris McAlister (1999-2008)	Terrell Suggs (2008)
Rod Woodson (1998-2001)	Chris McAlister (2006)
3 Three players	Rod Woodson (1999, 1998)

GAME

1 44 times by 22 players, last by Jimmy Smith (9/13/15 at Den.)

* NFL Record

1 Received Lateral for INT-TD Return, 11/5/06



TACKLES/SACKS/FUMBLES RECORDS

TACKLES RECORDS

MOST TACKLES

CAREER	SEASON
2,643	225 Ray Lewis (2003)
858	210 Ray Lewis (1997)
721	200 Ray Lewis (2004)
661	198 Ray Lewis (1999)
528	196 Ray Lewis (2001)
523	GAME
522	25 Ray Lewis (9/14/97 at NYG)
508	23 Ray Lewis (11/18/07 vs. Cle.)
502	22 Ray Lewis (10/1/06 vs. SD)
490	Ray Lewis (12/14/97 vs. Ten.)
472	20 Ray Lewis (9/30/02 vs. Den.)
457	Ray Lewis (10/15/00 at Was.)
436	19 Ray Lewis (9/30/07 at Cle.)
436	Bart Scott (10/1/06 vs. SD)
387	Ray Lewis (11/30/03 vs. SF)
386	Ray Lewis (9/28/03 vs. KC)
371	Ray Lewis (9/15/02 vs. TB)
340	Ray Lewis (10/10/99 at Ten.)
338	
337	

LONGEST FUMBLE RETURNS

59	Kelly Gregg vs. Oak., 9/17/06
57t	Adalius Thomas vs. Pit., 11/26/06
41t	C.J. Mosley vs. Cin., 9/27/15
39	Daryl Smith at Cin., 10/26/14
36	Anthony Pleasant at SF, 11/17/96
35t	Adalius Thomas vs. GB, 12/19/05
32	Ed Reed at Pit., 12/24/06
28t	Haloti Ngata at STL, 9/25/11
27	Robert Bailey at Jax., 10/8/00
26	Jarret Johnson vs. NYJ, 10/2/11
24	Terrell Suggs vs. Pit., 9/19/04
22t	Ed Reed vs. Was., 12/7/08
22	Jarret Johnson vs. Phi., 11/23/08
22	Will Demps at Ten., 9/18/05
22	Ed Reed vs. Cin., 12/5/04
22t	Ed Reed at Was., 10/10/04
18	Ed Reed at Pit., 11/18/12

Current Ravens in Bold

SACKS RECORDS

MOST SACKS

CAREER	SEASON
114.5	17.0 Elvis Dumervil (2014)
70.0	15.0 Peter Boulware (2001)
51.0	14.5 Michael McCrary (1997-2002)
41.5	14.0 Michael McCrary (1998)
38.5	14.0
	Terrell Suggs (2011)
	13.0 Trevor Pryce (2006)
	12.0
	Terrell Suggs (2014 & 2003, rookie)
	11.5 Peter Boulware (1997, rookie)
	Michael McCrary (1999)
GAME	
4.0	Peter Boulware (1/7/02 vs. Min.)
	Michael McCrary (11/8/98 vs. Oak.)

3.5	Elvis Dumervil (12/7/14 at Mia.)
	Jamie Sharper (11/12/01 at Ten.)
	Michael McCrary (12/5/99 vs. Ten.)
3.0	Elvis Dumervil (11/10/13 vs. Cin.)
	Terrell Suggs (10/6/13 at Mia.)
	Terrell Suggs (12/11/11 vs. Ind.)
	Terrell Suggs (11/24/11 vs. SF)
	Terrell Suggs (9/11/11 vs. Pit.)
	Terrell Suggs (12/4/05 vs. Hou.)
	Michael McCrary (12/26/99 vs. Cin.)
	Michael McCrary (11/16/97 vs. Phi.)
	Bennie Thompson (11/10/96 at Jax.)

SEASON

127.5	Elvis Dumervil (2014)
120.5	Michael McCrary (1998)
113.5	Trevor Pryce (2006)
97	Terrell Suggs (2003, rookie)
91	Terrell Suggs (2011)

GAME

35	Michael McCrary (11/8/98 vs. Oak.)
29.5	Adalius Thomas (12/2/01 vs. Ind.)
27	Michael McCrary (11/16/97 vs. Phi.)
25	Elvis Dumervil (12/7/14 at Mia.)
	Terrell Suggs (9/11/11 vs. Pit.)
	Ray Lewis (11/26/00 vs. Cle.)

MOST CONSECUTIVE GAMES WITH A SACK

CAREER	SEASON
5	Terrell Suggs (7.5 sacks - 11/9/14-12/14/14)
	Terrell Suggs (7 sacks - 9/5/13-10/6/13)
	Paul Kruger (6.5 sacks - 11/11/12-12/9/12)
	Adalius Thomas (5 sacks - 10/9/06-11/12/06)
	Adalius Thomas (5 sacks - 12/4/05-1/1/06)

FUMBLES RECORDS

FUMBLES

CAREER	SEASON
71	11
36	Joe Flacco (2011, 2008)
33	Kyle Boller (2004)
	Tony Banks (1999)
	Vinny Testaverde (1997)
GAME	
3	9 times, last by Joe Flacco
	(10/1/15 at Pit.)
FUMBLES LOST	
CAREER	
25	Joe Flacco (2008-16)
22	Jamal Lewis (2000-06)
19	Kyle Boller (2003-08)
10	Vinny Testaverde (1996-97)
SEASON	
7	Steve McNair (2007)
	Kyle Boller (2004)
	Jamal Lewis (2003)
	Vinny Testaverde (1997)
GAME	
3	Steve McNair (9/10/07 at Cin.)
	Vinny Testaverde (11/10/96 at Jax.)

MOST OPPONENT FUMBLES FORCED

CAREER	SEASON
32	7
20	Terrell Suggs (2011)
17	6
	Terrell Suggs (2005, 2003)
	Jamie Sharper (2000)
GAME	
3	Terrell Suggs (12/11/11 vs. Ind.)

MOST OPPONENT FUMBLES RECOVERED

CAREER	SEASON
20	Rob Burnett (2000)
13	4
10	Terrell Suggs (2003)
	Adalius Thomas (2005)
	Corey Harris (2001)
	Rod Woodson (2000)
GAME	
2	Haloti Ngata (9/11/11 vs. Pit.)
	Ray Lewis (12/28/08 vs. Jax.)
	Kelly Gregg (9/17/06 vs. Oak.)
	Fernando Smith (10/3/99 at Atl.)

LONGEST FUMBLE RETURN (OPP. FUMBLE)

CAREER	SEASON
59	Kelly Gregg (2001-10)
57t	Adalius Thomas (2000-2006)
41t	C.J. Mosley (2014-16)

SEASON

59	Kelly Gregg (2006)
57t	Adalius Thomas (2006)
41t	C.J. Mosley (2015)

GAME

59	Kelly Gregg (9/17/06 vs. Oak.)
57t	Adalius Thomas (11/26/06 vs. Pit.)
41t	C.J. Mosley (9/27/15 vs. Cin.)

MOST TDs ON OPP. FUMBLE RECOVERY RETURNS

CAREER	SEASON
3	Adalius Thomas (2000-06)
2	Ed Reed (2002-12)
1	Chris Moore (2016)
	C.J. Mosley (2014-16)
	Dwan Edwards (2004-09)
	Jarrett Johnson (2003-11)
	Jameel McClain (2008-13)
	Haloti Ngata (2006-14)
	Jamie Sharper (1997-2001)
SEASON	
2	Adalius Thomas (2005)
1	Chris Moore (2016)
	C.J. Mosley (2015)
	Jarret Johnson (2011)
	Jameel McClain (2011)
	Haloti Ngata (2011)
	Ed Reed (2008, 2004)
	Dwan Edwards (2009)
	Adalius Thomas (2006)
	Jamie Sharper (2001)
GAME	
1	12 times, last by Chris Moore
	(0 yards, muffed punt snap in end zone)
	on 10/23/16 at NYJ

PUNT RETURN RECORDS

TOP 10 CAREER PUNT RETURN YARDS

RANK	NAME (SEASONS)	NO	FC	YDS	AVG	LG	TD
1	Lewis, Jermaine (1996-2001)	231	72	2,730	11.8	89t	6
2	Sams, B.J. (2004-07)	121	26	1,320	10.9	78t	2
3	Jones, Jacoby (2012-14)	86	35	853	9.9	63t	1
4	Brightful, Lamont (2002-03)	60	30	592	9.9	95t	1
5	Webb, Lardarius (2009-16)	57	55	540	9.5	68t	1
6	Doss, Tandon (2011-13)	27	11	412	15.3	82t	1
7	Figurs, Yamon (2007-08)	39	20	309	7.9	75t	1
8	Carr, Chris (2009-11)	37	19	285	7.7	34	0
9	Clay, Kaelin (2015-16)	23	3	244	10.6	82t	1
10	Leonhard, Jim (2008)	20	9	232	11.6	46	0

PUNT RETURN RECORDS

MOST PUNT RETURNS

CAREER	NAME (SEASONS)
231	Jermaine Lewis (1996-2001)
121	B.J. Sams (2004-07)
86	Jacoby Jones (2012-14)
60	Lamont Brightful (2002-03)

SEASON	NAME (SEASON)
57	Jermaine Lewis (1999)
55	B.J. Sams (2004)
45	Lamont Brightful (2003)

GAME	NAME (DATE vs. TEAM)
7	6 times, last by Jacoby Jones (12/23/12 vs. NYG)

MOST FAIR CATCHES

CAREER	NAME (SEASONS)
72	Jermaine Lewis (1996-2001)
55	Lardarius Webb (2009-16)
35	Jacoby Jones (2012-14)
30	Lamont Brightful (2002-03)

SEASON	NAME (SEASON)
20	Lardarius Webb (2011)
	Lamont Brightful (2003)
18	Jermaine Lewis (1999)

GAME	NAME (DATE vs. TEAM)
5	Yamon Figurs (11/30/08 at Cin.)
4	7 times, last by Lardarius Webb (9/5/13 at Den.)

MOST YARDS GAINED ON PUNT RETURNS

CAREER	NAME (SEASONS)
2,730	Jermaine Lewis (1996-2001)
1,320	B.J. Sams (2004-07)
853	Jacoby Jones (2012-14)

SEASON	NAME (SEASON)
578	Jermaine Lewis (2000)
575	B.J. Sams (2004)
519	Jermaine Lewis (2001)

GAME	NAME (DATE vs. TEAM)
184	Jermaine Lewis (12/7/97 vs. Sea.)
173	Jermaine Lewis (12/24/00 vs. NYJ)
121	B.J. Sams (11/19/06 vs. Atl.)

LONGEST PUNT RETURN	NAME (DATE vs. TEAM)
95t	Lamont Brightful (11/10/02 vs. Cin.)
89t	Jermaine Lewis (12/24/00 vs. NYJ)
	Jermaine Lewis (12/7/97 vs. Sea.)

HIGHEST AVERAGE	NAME (SEASONS)
11.8	Jermaine Lewis (1996-2001)
10.9	B.J. Sams (2004-07)
9.9	Jacoby Jones (2012-14)
	Lamont Brightful (2002-03)

SEASON (MIN. 15 RETURNS)	NAME (SEASON)
16.1	Lamont Brightful (2002)
	Jermaine Lewis (2000)
15.6	Tandon Doss (2013)
	Jermaine Lewis (1997)

GAME (MIN. 3 RETURNS)	NAME (DATE vs. TEAM)
43.3	Jermaine Lewis (12/24/00 vs. NYJ)
40.3	B.J. Sams (11/19/06 vs. Atl.)
36.8	Jermaine Lewis (12/7/97 vs. Sea.)

MOST TOUCHDOWNS	NAME (SEASONS)
6	Jermaine Lewis (1996-2001)
2	B.J. Sams (2004-07)
2	B.J. Sams (2004)
	Jermaine Lewis (2000, 1998, 1997)
2	Jermaine Lewis (12/24/00 vs. NYJ)
	Jermaine Lewis (12/7/97 vs. Sea.)

50-YARD PUNT RETURNS

95t	Lamont Brightful vs. Cin., 11/10/02
89t	Jermaine Lewis vs. NYJ, 12/24/00
89t	Jermaine Lewis vs. Sea., 12/7/97
87t	Jermaine Lewis vs. Cin., 9/27/98
82t	Kaelin Clay at Cle., 11/30/15
82t	Tandon Doss vs. Hou., 9/22/13
78t	B.J. Sams at Was., 10/10/04
75t	Yamon Figurs vs. Ari., 9/23/07
69t	Jermaine Lewis at NYJ, 9/13/98
68t	Lardarius Webb at Cle., 12/4/11
66t	Jermaine Lewis vs. Sea., 12/7/97
65	B.J. Sams vs. Atl., 11/19/06
63t	Jacoby Jones at Pit., 11/18/12
63t	Ed Reed at Cin., 9/10/07
63	B.J. Sams at Cin., 9/26/04
62	Jermaine Lewis vs. Pit., 12/16/01
59	B.J. Sams vs. Atl., 11/19/06
58t	B.J. Sams vs. KC, 10/4/04
54t	Jermaine Lewis vs. NYJ, 12/24/00
51	B.J. Sams vs. Cle., 10/16/05

Current Ravens in Bold



KICK RETURN RECORDS

TOP 10 CAREER KICK RETURN YARDS

RANK	NAME (SEASONS)	NO	YDS	AVG	LG	TD
1	Sams, B.J. (2004-07)	138	3,161	22.9	87	0
2	Lewis, Jermaine (1996-2001)	139	3,153	22.7	76	0
3	Jones, Jacoby (2012-14)	101	3,037	30.1	108t	4
4	Harris, Corey (1998-2001)	123	2,950	24.0	95t	1
5	Figuers, Yamon (2007-08)	75	1,746	23.3	94t	1
6	Brightful, Lamont (2002-03)	63	1,417	22.5	75	0
7	Reed, David (2010-12)	39	1,150	29.5	103t	1
8	Webb, Lardarius (2009-16)	38	985	25.9	95t	1
9	Taylor, Chester (2002-05)	45	937	20.8	54	0
10	Parmele, Jalen (2008-10)	33	845	25.6	53	0

KICKOFF RETURN RECORDS

MOST KICKOFF RETURNS

CAREER

139	Jermaine Lewis (1996-2001)
138	B.J. Sams (2004-07)
123	Corey Harris (1998-2001)

SEASON

59	B.J. Sams (2004)
46	Yamon Figuers (2007)
44	B.J. Sams (2005)

GAME

8	B.J. Sams (11/27/05 at Cin.) Corey Harris (12/13/98 vs. Min.)
7	4 times, last by Lardarius Webb (10/18/09 at Min.)

MOST YARDS GAINED ON KICKOFF RETURNS

CAREER

3,161	B.J. Sams (2004-07)
3,153	Jermaine Lewis (1996-2001)
3,037	Jacoby Jones (2012-14)

SEASON

1,251	B.J. Sams (2004)
1,167	Jacoby Jones (2012)
1,138	Yamon Figuers (2007)

GAME

243	Corey Harris (12/13/98 vs. Min.)
233	David Reed (12/13/10 at Hou.)
196	Jacoby Jones (10/21/12 at Hou.) Yamon Figuers (12/9/07 vs. Ind.)

LONGEST KICKOFF RETURN

108t	Jacoby Jones (11/2/14 at Pit.) Jacoby Jones (10/14/12 vs. Dal.)
105t	Jacoby Jones (11/11/12 vs. Oak.)
103t	David Reed (12/13/10 at Hou.)
97t	Patrick Johnson (12/13/98 vs. Min.)
95t	Lardarius Webb (11/1/09 vs. Den.) Corey Harris (12/13/98 vs. Min.)

HIGHEST AVERAGE

CAREER (MIN. 40 RETURNS)

30.1	Jacoby Jones (2012-14), 101-3,037
24.0	Corey Harris (1998-2001), 123-2,950
23.3	Yamon Figuers (2007-08), 75-1,746

SEASON (MIN. 20)

30.7	Jacoby Jones (2012), 38-1,167
30.6	Jacoby Jones (2014), 32-978
29.3	David Reed (2010), 21-616
28.8	Jacoby Jones (2013), 31-892
27.6	Corey Harris (1998), 35-965

GAME (MIN. 3 RETURNS)

53.0	Jacoby Jones (10/14/12 vs. Dal.), 3-159
47.0	Jacoby Jones (11/2/14 at Pit.), 4-188
46.7	B.J. Sams (12/11/05 at Den.), 3-140
45.0	David Reed (11/21/10 at Car.), 3-135

MOST TOUCHDOWNS

CAREER

4	Jacoby Jones (2012-14)
1	Lardarius Webb (2009-16) David Reed (2010-12) Yamon Figuers (2007-08) Corey Harris (1998-2001) Patrick Johnson (1998-2001, 2005)

SEASON

2	Jacoby Jones (2012)
1	Jacoby Jones (2014) Jacoby Jones (2013) David Reed (2010) Lardarius Webb (2009) Yamon Figuers (2007) Corey Harris (1998) Patrick Johnson (1998)

GAME

1	9 times, last by Jacoby Jones (11/2/14 at Pit., 108 yards)
---	--

LONGEST KICKOFF RETURNS

108t	Jacoby Jones at Pit., 11/2/14
108t	Jacoby Jones vs. Dal., 10/14/12
105t	Jacoby Jones vs. Oak., 11/11/12
103t	David Reed at Hou., 12/13/10
97t	Patrick Johnson vs. Min., 12/13/98
95t	Lardarius Webb vs. Den., 11/1/09
95t	Corey Harris vs. Min., 12/13/98
94t	Yamon Figuers vs. Ind., 12/9/07
87	B.J. Sams vs. Oak., 9/17/06
84	David Reed at Car., 11/21/10
77	Jacoby Jones vs. Min., 12/8/13
77	David Reed at Ten., 9/18/11
76	Jermaine Lewis at Ten., 11/12/01
75	Lamont Brightful vs. SF, 11/30/03
73	Jacoby Jones vs. Pit., 11/28/13
73	Lamont Brightful at Mia., 11/16/03
72	Jacoby Jones vs. SD, 11/30/14
72	B.J. Sams vs. Oak., 9/17/06
68	Lardarius Webb at GB, 12/7/09
66	Corey Harris vs. Jax., 11/28/99
64	B.J. Sams at Ind., 12/19/04
64	Robert Tate vs. Den., 9/30/02
64	Jermaine Lewis vs. Ind., 12/2/01
63	Javin Hunter at Ind., 10/13/02
63	Corey Harris vs. Pit., 9/19/99
61	Yamon Figuers vs. NYJ, 9/16/07
60	Devin Hester Sr. vs. Oak., 10/2/16
59	B.J. Sams vs. Atl., 11/19/06
58	Jacoby Jones at TB, 10/12/14
58	Lamont Brightful vs. Jax., 11/2/03
57	Yamon Figuers at SD, 11/25/07
55	Corey Harris vs. Ind., 11/29/98

LONGEST MISSED FG RETURN

107t	Chris McAlister vs. Den., 9/30/02
------	-----------------------------------

BLOCKED FG RETURN TDs

64t	Will Hill III at Cle., 11/30/15 (Block by Brent Urban)
-----	---

Current Ravens in Bold

COMBINED KICK RETURN RECORDS

MOST COMBINED KICK RETURNS

CAREER

370	Jermaine Lewis (1996-2001)
259	B.J. Sams (2004-07)

SEASON

114	B.J. Sams (2004)
84	Jermaine Lewis (2001)

GAME

11	B.J. Sams (11/14/04 at NYJ) Lamont Brightful (11/9/03 at STL)
----	--

MOST COMBINED KICK RETURN YARDAGE

CAREER

5,883	Jermaine Lewis (1996-2001)
4,481	B.J. Sams (2004-07)
3,890	Jacoby Jones (2012-14)

SEASON

1,826	B.J. Sams (2004)
1,558	Jermaine Lewis (2001)
1,508	Jacoby Jones (2012)

GAME

275	Jermaine Lewis (12/7/97 vs. Sea.)
250	B.J. Sams (10/4/04 vs. KC)
243	Corey Harris (12/13/98 vs. Min.)

MOST COMBINED KICK RETURN TOUCHDOWNS

CAREER

6	Jermaine Lewis, 6 PR (1996-2001)
5	Jacoby Jones, 4 KOR & 1 PR (2012-14)
2	Lardarius Webb, 1 PR & 1 KOR (2009-16) Yamon Figuers, 1 PR & 1 KOR (2007) B.J. Sams, 2 PR (2004-07)

SEASON

3	Jacoby Jones, 2 KOR & 1 PR (2012)
2	Yamon Figuers, 1 PR & 1 KOR (2007) B.J. Sams, 2 PR (2004) Jermaine Lewis, 2 PR (2000, 1998, 1997)

GAME

2	Jermaine Lewis, 2 PR (12/24/00 vs. NYJ) Jermaine Lewis, 2 PR (12/7/97 vs. Sea.)
---	--



PUNTING/KICKING RECORDS

CAREER GROSS PUNTING

RANK	NAME (SEASONS)	NO	YDS	AVG	TB	IN 20	LG	NET	BK
1	Koch, Sam (2006-16)	862	38,989	45.2	69	317	74	39.4	3
2	Richardson, Kyle (1998-2001)	364	15,069	41.4	35	128	67	35.4	5
3	Zastudil, Dave (2002-05)	327	13,618	41.6	32	89	67	34.8	3
4	Montgomery, Greg (1996-97)	151	6,520	43.2	7	47	67	37.2	1
5	Murphy, Nick (2004)	18	777	43.2	2	6	54	36.6	0
6	Stewart, Kordell (2004-05)	5	177	35.4	0	2	42	31.2	0
7	Stover, Matt (1996-2008)	3	100	33.3	2	1	34	20.0	0
8	Elling, Aaron (2005)	1	32	32.0	0	1	32	32.0	0
9	Boller, Kyle (2003-08)	1	29	29.0	0	0	29	29.0	0

PUNTING RECORDS

MOST PUNTS

CAREER

862 Sam Koch (2006-16)
 364 Kyle Richardson (1998-2001)
 327 Dave Zastudil (2002-05)

SEASON

103 Kyle Richardson (1999)
90 Sam Koch (2013)
 Kyle Richardson (1998)
 89 Dave Zastudil (2003)

GAME

10 Sam Koch (11/05/07 at Pit.)
 Nick Murphy (11/28/04 at NE)
 Kyle Richardson (12/24/00 vs. NYJ)
 Kyle Richardson (9/20/98 at Jax.)

LONGEST PUNT

74 Sam Koch (11/9/08 at Hou.)
73 Sam Koch (11/25/14 at NO)
69 Sam Koch (11/9/14 vs. Ten.)
Sam Koch (10/5/14 at Ind.)
Sam Koch (12/8/13 vs. Min.)
68 Sam Koch (1/1/17 at Cin.)
Sam Koch (10/9/16 vs. Was.)
67 Sam Koch (12/6/15 at Mia.)
Sam Koch (10/19/08 at Mia.)
 Dave Zastudil (9/28/03 vs. KC)
 Kyle Richardson (12/27/98 vs. Det.)
 Greg Montgomery (9/29/96 vs. NO)

HIGHEST GROSS PUNTING AVERAGE

CAREER (MIN. 100)

45.2 Sam Koch (2006-16)
 43.2 Greg Montgomery (1996-97)
 41.6 Dave Zastudil (2002-05)

SEASON (MIN. 40 PUNTS)

47.4 Sam Koch (2014)
47.1 Sam Koch (2012)
46.7 Sam Koch (2015)
46.5 Sam Koch (2011)

GAME (MIN. 4 PUNTS)

54.7 Sam Koch (12/8/13 vs. Min.), 6-328
53.4 Sam Koch (12/6/15 at Mia.), 5-267
53.0 Sam Koch (12/22/13 vs. NE), 4-212
52.5 Sam Koch (11/11/12 vs. Oak.), 4-210
 Dave Zastudil (9/30/02 vs. Den.), 6-315
52.2 Sam Koch (10/24/11 at Jax.), 9-470
Sam Koch (12/20/08 at Dal.), 5-261

HIGHEST NET PUNTING AVERAGE

CAREER (MIN. 100)

39.4 Sam Koch (2006-16)
 37.2 Greg Montgomery (1996-97)
 35.4 Kyle Richardson (1998-2001)

SEASON (MIN. 40 PUNTS)

43.3 Sam Koch (2014)
42.9 Sam Koch (2015)
40.8 Sam Koch (2012)
39.9 Sam Koch (2016, 2008)

GAME (MIN. 4 PUNTS)

52.5 Sam Koch (11/11/12 vs. Oak.), 4-210
49.2 Sam Koch (10/11/15 vs. Cle.), 6-297
48.8 Sam Koch (12/2/12 vs. Pit.), 5-253
Sam Koch (10/21/12 at Hou.), 5-253
48.3 Sam Koch (9/13/15 at Den.), 6-310
47.8 Sam Koch (10/23/16 at NYJ), 6-305
47.3 Sam Koch (12/14/14 vs. Jax.), 4-203
47.0 Sam Koch (12/12/16 at NE), 6-289
Sam Koch (10/5/14 at Ind.), 5-242
46.6 Sam Koch (12/20/08 at Dal.), 5-261
46.4 Sam Koch (12/6/15 at Mia.), 5-267

MOST PUNTS INSIDE THE 20

CAREER

317 Sam Koch (2006-16)
 128 Kyle Richardson (1998-2001)
 89 Dave Zastudil (2002-05)

SEASON

39 Sam Koch (2010)
 Kyle Richardson (1999)
37 Sam Koch (2016)
 35 Kyle Richardson (2000)
34 Sam Koch (2008)

GAME

5 Sam Koch (11/6/16 vs. Pit.)
Sam Koch (11/2/14 at Pit.)
Sam Koch (12/13/10 at Hou.)
Sam Koch (10/17/10 at NE)
 Dave Zastudil (11/17/02 at Mia.)
 Kyle Richardson (12/23/01 vs. Cin.)

MOST CONSECUTIVE PUNTS, NONE BLOCKED

308 Sam Koch (9/20/09-9/5/13)
300 Sam Koch (9/5/13-present)
 177 Dave Zastudil (12/15/02-9/18/05)

MOST PUNTS HAD BLOCKED

CAREER

5 Kyle Richardson (1998-2001)
3 Sam Koch (2006-16)
 Dave Zastudil (2002-05)

SEASON

2 Dave Zastudil (2002)
 Kyle Richardson (2001, 1998)

GAME

2 Dave Zastudil (12/8/02 vs. NO)
 1 10 times, last by **Sam Koch (9/5/13 at Den.)**

LONGEST PUNTS

74 Sam Koch at Hou., 11/9/08
73 Sam Koch at NO, 11/24/14
69 Sam Koch vs. Ten., 11/9/14
69 Sam Koch at Ind., 10/5/14
69 Sam Koch vs. Min., 12/8/13
68 Sam Koch at Cin., 1/1/17
68 Sam Koch vs. Was., 10/9/16
67 Sam Koch at Mia., 12/6/15
67 Sam Koch at Mia., 10/19/08
 67 Dave Zastudil vs. KC, 9/28/03
 67 Kyle Richardson vs. Det., 12/27/98
 67 Greg Montgomery vs. NO, 9/29/96
66 Sam Koch vs. Min., 12/8/13
65 Sam Koch at NE, 12/12/16
 65 Kyle Richardson at Den., 9/30/01
 65 Kyle Richardson at Ten., 12/6/98
64 Sam Koch vs. NE, 12/22/13
64 Sam Koch vs. NYJ, 11/24/13
64 Sam Koch vs. STL, 10/14/07
 64 Greg Montgomery at Pit., 9/8/96
 64 Kyle Richardson at NYJ, 9/13/98
 64 Kyle Richardson vs. Ten., 10/11/99
63 Sam Koch vs. Cin., 11/27/16
63 Sam Koch at TB, 10/12/14
63 Sam Koch at Cin., 1/1/12
 63 Kyle Richardson at NE, 1/2/00
 63 Kyle Richardson at STL, 9/12/99
 63 Kyle Richardson vs. Oak., 11/8/99

LONGEST FIELD GOALS

61 Justin Tucker at Det., 12/16/13 (game-winner)
57 Justin Tucker vs. Cin., 11/27/16
56 Justin Tucker at Phi., 9/16/12
 56 Wade Richey vs. Cle., 9/14/03
55 Justin Tucker vs. Mia., 12/4/16
55 Justin Tucker at NO, 11/24/14
54 Justin Tucker vs. Cin., 11/27/16
54 Justin Tucker at Hou., 10/21/12
 54 Steve Hauschka at Hou., 11/9/08
53 Justin Tucker vs. Phi., 12/18/16
53 Justin Tucker at Jax., 9/25/16 (game-winner)
53 Justin Tucker at Cin., 10/26/14
53 Justin Tucker at Det., 12/16/13
53 Justin Tucker vs. NYJ, 11/24/13
52 Justin Tucker vs. Cin., 11/27/16
52 Justin Tucker at Cle., 9/18/16
52 Justin Tucker at Pit., 10/1/15 (game-winner)
52 Justin Tucker at Den., 9/13/15
52 Justin Tucker at Ind., 10/5/14
52 Justin Tucker at Chi., 11/17/13
52 Matt Stover at Cle., 9/24/06 (game-winner)
51 Justin Tucker at Cle., 11/3/13
51 Justin Tucker at Hou., 10/21/12
51 Justin Tucker at Phi., 9/16/12
 51 Billy Cundiff at Pit., 11/6/11
 51 Matt Stover at Was., 10/15/00
 51 Matt Stover vs. Pit., 10/29/00
 51 Matt Stover at Ind., 10/13/02
50 Justin Tucker at NE, 12/12/16
50 Justin Tucker at NYJ, 10/23/16
50 Justin Tucker vs. Buf., 9/11/16
50 Justin Tucker at Cin., 1/3/16
50 Justin Tucker vs. Pit., 12/27/15
50 Justin Tucker at Cin., 10/26/14
50 Justin Tucker at Mia., 10/6/13
 50 Matt Stover vs. Dal., 11/21/04
 50 Matt Stover vs. KC, 10/4/04
 50 Matt Stover vs. STL, 10/27/96
 50 Matt Stover at Ten., 10/10/99
 50 Matt Stover at Cin., 11/21/99 (game-winner)

Current Ravens in Bold



Please see "Scoring Records" on the first page of this section for the Ravens' field goal and PAT records.

TEAM RECORDS

VICTORIES

MOST GAMES WON, SEASON

13 2006
12 2011, 2010, 2000
11 2008
10 2014, 2012, 2003, 2001

MOST CONSECUTIVE GAMES WON

8 2000-01 (final 7 through 1st)
7 2000
5 2010-11 (final 4 through 1st)
2006

MOST HOME GAMES WON

8 2011
7 2010, 2006, 2003
6 2016, 2012-14, 2009, 2008, 2005, 2004,
2001, 2000

MOST CONSECUTIVE HOME GAMES WON

15 2010-12 (last 2 through 1st 5)
8 2006-07 (last 5 through 1st 3)
7 2009-10 (last 2 through 1st 5)
2000-01 (last 4 through 1st 3)

MOST AWAY GAMES WON

6 2006, 2000
5 2010, 2008
4 2014, 2012, 2011, 1999

MOST CONSECUTIVE AWAY GAMES WON

3 2012, 2010, 2008, 2001, 2000

DEFEATS

MOST GAMES LOST, SEASON

12 1996
11 2015, 2007

MOST CONSECUTIVE GAMES LOST

9 2007

MOST HOME GAMES LOST, SEASON

5 2015
4 2007, 2002, 1999, 1998, 1997, 1996

MOST CONSECUTIVE HOME GAMES LOST

4 2007
3 1999

MOST AWAY GAMES LOST, SEASON

8 2005, 1996
7 2007

MOST CONSECUTIVE AWAY GAMES LOST

11 2004-05 (final 3 through all 8)
8 2005, 1996
7 2007-08 (final 5 through 1st 2)

SCORING

MOST POINTS SCORED

SEASON
409 2014
398 2012
391 2009, 2003

GAME
55 11/11/12 vs. Oak.
48 10/12/14 at TB
12/13/09 vs. Det.
12/19/05 vs. GB
44 9/10/12 vs. Cin.
11/30/03 vs. SF
11/23/03 vs. Sea. - OT
11/26/00 vs. Cle.

MOST POINTS SCORED BY OPPONENTS

SEASON
441 1996
401 2015
384 2007

GAME
49 9/5/13 at Den.
46 10/6/96 vs. NE
45 11/1/98 vs. Jax.
10/20/96 at Den.

MOST POINTS SCORED, BOTH TEAMS

SEASON
812 1996
742 2012
729 2015
GAME
85 11/23/03, Bal. (44) vs. Sea. (41) - OT
84 10/6/96, Bal. (38) vs. NE (46)
79 10/20/96, Bal. (34) at Den. (45)

FEWEST POINTS SCORED

SEASON
265 2005
269 1998
275 2007
GAME
0 11/9/97 at Pit.; 9/15/02 vs. TB
3 9 times, last 10/12/08 at Ind.

FEWEST POINTS SCORED BY OPPONENT

SEASON
*165 2000
201 2006
244 2008
GAME
0 10 times, last 11/16/09 at Cle.
3 10 times, last 11/24/13 vs. NYJ

FEWEST POINTS SCORED, BOTH TEAMS

SEASON
498 2000
554 2006
564 2005
GAME
9 11/14/99, Bal. (3) at Jax. (6)
13 10/15/00, Bal. (3) at Was. (10)
15 10/7/12, Bal. (9) at KC (6)
10/29/00, Bal. (6) vs. Pit. (9)
11/16/03, Bal. (6) at Mia. (9)

MOST POINTS OVERCOME TO WIN GAME

21 10/30/11 vs. Ari.
(trailed 24-3, won 30-27)
20 9/18/16 at Cle.
(trailed 20-0, won 25-20)
19 11/12/06 at Ten.
(trailed 26-7, won 27-26)
17 11/23/03 vs. Sea.
(trailed 41-24, won 44-41 in OT)

LARGEST BLOWN LEAD TO LOSE GAME

21 10/5/97 vs. Pit. (led 21-0, lost 42-34)
18 11/3/96 vs. Cin. (led 21-3, lost 24-21)
17 12/5/04 vs. Cin. (led 20-3, lost 27-26)

MOST POINTS, EACH HALF

1ST
38 at TB (10/12/14)
31 vs. Cle. (11/26/00)
vs. Den. (9/30/02)
2ND
38 vs. Sea. (11/23/03) (plus 3 in OT)
32 vs. Jax. (9/10/00)
30 vs. Dal. (11/21/04)

MOST POINTS, BOTH TEAMS, HALF

1ST
55 11/1/98, Bal. (13) vs. Jax. (42)
45 9/8/96, Bal. (17) at Pit. (28)
44 10/2/11, Bal. (27) vs. NYJ (17)
10/24/10, Bal. (20) vs. Buf. (24)
12/9/07, Bal. (7) vs. Ind. (37)
2ND
62 11/23/03, Bal. (38, 3 in OT) vs. Sea (24)
54 11/27/05, Bal. (29) at Cin. (25)
50 10/6/96, Bal. (24) vs. NE (26)

MOST POINTS SCORED, EACH QUARTER

1ST
28 10/12/14 at TB
21 9/25/11 at STL
17 10/2/11 vs. NYJ
2ND
31 9/30/02 vs. Den.
24 11/26/00 vs. Cle.
21 4 times, last 9/28/14 vs. Car.

3RD
21 6 times, last 11/11/12 vs. Oak.
4TH
24 11/23/08 vs. Phi.
22 12/8/13 vs. Min.; 11/9/08 at Hou.
21 3 times, last 10/18/09 at Min.

OT
6 12/13/10 at Hou.
10/3/99 at Atl.
10/27/96 vs. STL

MOST POINTS ALLOWED, EACH QUARTER

1ST
23 12/9/07 vs. Ind.
20 9/18/16 at Cle.
17 3 times, last 10/12/08 at Ind.
2ND
28 11/1/98 vs. Jax.
22 11/2/14 at Pit.; 11/25/07 at SD
21 4 times, last 10/30/11 vs. Ari.
3RD
21 9/5/13 at Den.
17 11/27/05 at Cin.
11/23/03 vs. Sea.
12/2/01 vs. Ind.

4TH
24 12/5/04 vs. Cin.
23 11/28/99 vs. Jax.
21 7 times, last 12/25/16 at Pit.

OT
6 12/16/07 at Mia.
3 8 times, last 10/11/15 vs. Cle.

MOST POINTS, BOTH TEAMS, EACH QUARTER

1ST
28 10/12/14, Bal. (28) at TB (0)
2ND
34 11/1/98, Bal. (6) vs. Jax. (28)
3RD
38 11/23/03, Bal. (21) vs. Sea. (17)
4TH
42 12/8/13, Bal. (22) vs. Min. (20)

MOST CONSECUTIVE GAMES SCORING

238 2002 (final 14) - present
71 1997 (final 6) - 2002 (1st game)
25 1996 (all 16) - 1997 (1st 9)

MOST TOUCHDOWNS

SEASON
47 2009
46 2014
45 1996
GAME
7 11/11/12 vs. Oak.
6 10/12/14 at TB
12/13/09 vs. Det.
12/19/05 vs. GB
5 17 times, last 12/4/16 vs. Mia.

FEWEST TOUCHDOWNS

SEASON
25 2005
28 2007
29 2013, 1998
GAME
0 28 times, last 12/13/15 vs. Sea.

MOST TOUCHDOWNS BY OPPONENTS

SEASON
50 1996
45 2015
39 2016, 2007, 1997
GAME
7 9/5/13 at Den.

FEWEST TOUCHDOWNS BY OPPONENTS

SEASON
18 2000
21 2006
26 2011, 2008
GAME
0 41 times, last 12/14/14 vs. Jax.

*16-Game NFL Record

TEAM RECORDS

MOST CONSECUTIVE GAMES SCORING TDs

55 2012 (5) - 2015 (12)

MOST (1-POINT) PAT MADE

SEASON

46 2009
42 2014, 2012
41 2008

GAME

7 11/11/12 vs. Oak.
6 10/12/14 at TB
12/13/09 vs. Det.
12/19/05 vs. GB
5 12 times, last 12/4/16 vs. Mia.

MOST (1-POINT) PAT MADE BY OPPONENTS

SEASON

41 1996
37 2015
35 2007, 1998

GAME

7 9/5/13 at Den.

FEWEST (1-POINT) PAT MADE

SEASON

23 2005
24 1998
25 2001

FEWEST (1-POINT) PAT MADE BY OPPONENTS

SEASON

15 2000
20 2006
24 2004

MOST (2-POINT) PAT

SEASON

5 1996
4 2016, 2003
3 2013

GAME

3 10/6/96 vs. NE
2 10/19/03 at Cin.
1 28 times, last 12/25/16 at Pit.

MOST (2-POINT) PAT BY OPPONENT

SEASON

7 1996
4 1999
2 2015, 2014, 2002, 1997

GAME

2 11/28/99 vs. Jax.
10/6/96 vs. NE
1 23 times, last 12/18/16 vs. Phi.

MOST FIELD GOALS ATTEMPTED

SEASON

41 2013
40 2015, 2003
39 2016, 2011, 2000

GAME

6 12/16/13 at Det.
11/22/09 vs. Ind.
9/21/97 at Ten.
5 17 times, last 11/22/15 vs. STL

MOST FIELD GOALS MADE

SEASON

38 2016, 2013
35 2000
34 2003

GAME

6 12/16/13 at Det.
5 8 times, last 11/1/15 vs. SD

FEWEST FIELD GOALS ATTEMPTED

SEASON

25 1996
26 2002
28 1998

FEWEST FIELD GOALS MADE

SEASON

19 1996
21 2009, 2002, 1998
26 2010, 1997

MOST FIELD GOALS ATTEMPTED BY OPPONENT

SEASON

43 2007
39 2012
36 2015, 2014

GAME

7 11/11/07 vs. Cin.
6 12/21/14 at Hou., 9/7/14 vs. Cin.
12/13/98 vs. Min.

MOST FIELD GOALS MADE BY OPPONENT

SEASON

37 2012, 2007
32 2013
30 2015, 2014

GAME

7 11/11/07 vs. Cin.
6 12/21/14 at Hou., 12/13/98 vs. Min.
5 8 times, last 9/7/14 vs. Cin.

FEWEST FIELD GOALS ATTEMPTED BY OPPONENT

SEASON

19 2000
22 2016, 2008
23 2006

FEWEST FIELD GOALS MADE BY OPPONENT

SEASON

14 2000
16 2016
17 2006
19 2001, 1999

MOST CONSECUTIVE GAMES SCORING FIELD GOALS

38 1999 (final 6) - 2001

MOST CONSECUTIVE GAMES SCORING FIELD GOALS, BY OPPONENT

15 2002 (final game) - 2003 (1st 14 games)
1996 (2nd-16th game)

MOST SAFETIES

SEASON

3 2008

GAME

1 11 times, last 10/19/14 vs. Atl.

MOST SAFETIES BY OPPONENT

SEASON

2 2016, 2002
1 2012, 2007, 2006, 2005, 2004, 1997, 1996

GAME

1 11 times, last 12/12/16 at NE

FIRST DOWNS

MOST FIRST DOWNS

SEASON

345 2014
338 1996
323 2015

GAME

32 9/13/09 vs. KC
30 10/30/11 vs. Ari.
29 11/10/16 vs. Cle.
9/20/15 at Oak.
11/24/96 vs. Jax.
28 5 times, last 12/4/16 vs. Mia.

FEWEST FIRST DOWNS

SEASON

243 1998
259 2003, 1999
260 2004

GAME

5 11/5/07 at Pit.
12/24/00 vs. NYJ

MOST FIRST DOWNS BY OPPONENT

SEASON

351 1996
326 2012
316 2002

GAME

33 9/23/12 vs. NE
11/3/96 vs. Cin.
31 11/30/14 vs. SD
30 10/14/12 vs. Dal.
9/30/02 vs. Den.

FEWEST FIRST DOWNS BY OPPONENT

SEASON

216 2000
228 2008
236 2006

GAME

5 11/26/00 vs. Cle.
6 3 times, last 9/13/10 at NYJ

MOST FIRST DOWNS RUSHING

SEASON

132 2008
116 2000
115 2009, 2003

GAME

17 10/10/10 vs. Den.
16 12/4/11 at Cle.
15 11/19/00 vs. Dal.
14 3 times, last on 12/13/09 vs. Det.

FEWEST FIRST DOWNS RUSHING

SEASON

68 2013
79 2016
86 2006, 1998

GAME

0 10/23/16 at NYJ
12/13/15 vs. Sea.
9/29/13 at Buf.
9/18/05 at Ten.
1 9 times, last 12/21/14 at Hou.

MOST FIRST DOWNS RUSHING BY OPPONENT

SEASON

115 1996
105 2012
101 1997

GAME

15 11/3/96 vs. Cin.
14 9/8/96 at Pit.
13 12/18/16 vs. Phi.

FEWEST FIRST DOWNS RUSHING BY OPPONENT

SEASON

58 2008
59 2006, 2000
69 2007

GAME

0 5 times, last 10/16/16 at NYG

MOST FIRST DOWNS PASSING

SEASON

211 2015
208 1996
205 2016

GAME

20 12/4/16 vs. Mia.; 9/13/09 vs. KC
19 5 times, last 11/10/16 vs. Cle.

FEWEST FIRST DOWNS PASSING

SEASON

121 2003
135 2004
140 1998

GAME

3 11/9/97 at Pit.
4 9 times, last 9/13/15 at Den.

MOST FIRST DOWNS PASSING BY OPPONENT

SEASON

213 1996
205 2014
190 2016, 2002

GAME

21 12/13/10 at Hou.
10/24/10 vs. Buf.
20 5 times, last 11/30/14 vs. SD

TEAM RECORDS

FEWEST FIRST DOWNS PASSING BY OPPONENT

SEASON
 135 2000
 144 2003
 151 2006

GAME
 2 9/13/10 at NYJ
 11/26/00 vs. Cle.
 3 5 times, last 12/6/15 at Mia.

MOST FIRST DOWNS BY PENALTY

SEASON
 38 2014
 2013
 34 2012

GAME
 6 11/10/13 vs. Cin.
 9/13/10 at NYJ
 5 12 times, last 10/16/16 at NYG

FEWEST FIRST DOWNS BY PENALTY

SEASON
 16 2000
 17 2006, 1998, 1997
 18 2009

MOST FIRST DOWNS BY PENALTY BY OPPONENT

SEASON
 42 2015
 37 2005
 34 2012, 2009

GAME
 8 9/23/12 vs. NE
 10/9/05 at Det.
 7 11/15/98 at SD
 6 5 times, last 11/15/15 vs. Jax.

FEWEST FIRST DOWNS BY PENALTY BY OPP.

SEASON
 18 2010, 2008
 20 2001
 22 2000

NET YARDS

MOST NET YARDS (RUSHING AND PASSING)

SEASON
 5,838 2014
 5,749 2015
 5,723 1996

GAME
 553 9/25/11 at STL
 548 12/13/09 vs. Det.
 533 12/23/12 vs. NYG
 503 9/23/12 vs. NE
 501 9/13/09 vs. KC
 496 12/4/16 vs. Mia.

FEWEST NET YARDS (RUSHING AND PASSING)

SEASON
 4,375 2004
 4,498 1998
 4,639 2002

GAME
 104 11/5/07 at Pit.
 124 11/28/04 at NE
 142 12/24/00 vs. NYJ

MOST NET YARDS BY OPP. (RUSHING AND PASSING)

SEASON
 5,889 1996
 5,615 2012
 5,398 2015
 5,391 2014

GAME
 548 10/20/96 at Den.
 540 11/29/98 vs. Ind.
 525 11/24/14 at NO
 524 12/24/00 vs. NYJ

FEWEST NET YARDS BY OPP. (RUSHING AND PASSING)

SEASON
 3,967 2000
 4,177 2008
 4,222 1999

GAME
 94 9/24/00 vs. Cin.
 107 10/10/04 at Was.
 112 11/26/00 vs. Cle.

MOST TOTAL NET YARDS, BOTH TEAMS

GAME
 974 11/24/14, Bal. (449) at NO (525)
 964 10/27/96, Bal. (478) vs. STL (486) - OT
 941 9/20/15, Bal. (493) at Oak. (448)

FEWEST TOTAL NET YARDS, BOTH TEAMS

GAME
 339 10/10/04, Bal. (232) at Was. (107)
 351 10/24/11, Bal. (146) at Jax. (205)
 364 11/15/98, Bal. (161) at SD (203)

RUSHING

MOST RUSHING ATTEMPTS

SEASON
 592 2008
 552 2003
 511 2000

GAME
 55 12/4/11 at Cle.
 51 11/26/00 vs. Cle.
 47 10/10/10 vs. Den.
 46 12/30/12 at Cin.
 10/26/08 vs. Oak.
 9/7/08 vs. Cin.

FEWEST RUSHING ATTEMPTS

SEASON
 367 2016
 383 2015
 408 1998

GAME
 9 9/29/13 at Buf.
 11 10/23/16 at NYJ
 12 3 times, last 10/21/12 at Hou.
 13 9/18/05 at Ten.
 12/16/01 vs. Pit.

MOST RUSHING ATTEMPTS BY OPPONENT

SEASON
 508 1996
 492 2012
 472 1998

GAME
 55 9/29/13 at Buf.
 51 10/7/12 at KC
 47 10/27/96 vs. STL - OT
 46 10/4/04 vs. KC

FEWEST RUSHING ATTEMPTS BY OPPONENT

SEASON
 361 2000
 366 2008
 367 2006

GAME
 11 10/6/13 at Mia.
 11/26/06 vs. Pit.
 13 11/10/16 vs. Cle.
 10/10/10 vs. Den.
 9/10/06 at TB
 10/1/00 at Cle.

MOST YARDS GAINED RUSHING

SEASON
 2,674 2003
 2,376 2008
 2,200 2009

GAME
 343 9/14/03 vs. Cle.
 308 12/13/09 vs. Det.
 290 12/4/11 at Cle.
 276 12/21/03 at Cle.

FEWEST YARDS GAINED RUSHING

SEASON
 1,328 2013
 1,463 2016
 1,478 2015

GAME
 11 10/23/16 at NYJ
 14 9/18/05 at Ten.
 24 9/29/13 at Buf.
 12/20/98 at Chi.

MOST YARDS GAINED RUSHING BY OPPONENT

SEASON
 1,965 2012
 1,920 1996
 1,762 2002

GAME
 227 10/14/12 vs. Dal.
 222 10/20/96 at Den.
 214 10/7/12 at KC
 10/5/97 vs. Pit.
 207 11/16/08 at NYG

FEWEST YARDS GAINED RUSHING BY OPPONENT

SEASON
 970 2000
 1,214 2006
 1,231 1999

GAME
 4 9/24/00 vs. Cin.
 11 12/19/99 vs. NO
 21 11/26/06 vs. Pit.

HIGHEST AVERAGE GAIN, RUSHING

SEASON
 4.8 2003
 4.7 2009
 4.5 2014

LOWEST AVERAGE GAIN, RUSHING

SEASON
 3.1 2013
 3.4 2006
 3.6 2005

HIGHEST AVERAGE GAIN, RUSHING BY OPPONENT

SEASON
 4.0 2015, 2012
 3.9 2010
 3.8 2013, 1996
 3.7 2016, 2005, 2002

LOWEST AVERAGE GAIN, RUSHING BY OPPONENT

SEASON
 2.7 2000
 2.8 2007
 3.1 1999

MOST TOUCHDOWNS RUSHING

SEASON
 22 2009
 20 2008
 18 2003

GAME
 5 12/13/09 vs. Det.
 4 10/10/10 vs. Den.
 3 12 times, last 10/11/15 vs. Cle.

FEWEST TOUCHDOWNS RUSHING

SEASON
 5 2005
 7 2013, 1998, 1997
 8 2015

MOST TOUCHDOWNS RUSHING BY OPPONENT

SEASON
 18 1996
 17 2002, 1997
 15 2012
 12 1998

GAME
 4 10/9/05 at Det.
 3 9 times, last 10/26/14 at Cin.

TEAM RECORDS

FEWEST TOUCHDOWNS RUSHING BY OPPONENT

SEASON	
4	2008
5	2010, 2006, 2000
6	2003, 1999

PASSING

MOST PASSING ATTEMPTS

SEASON	
679	2016
676	2015
619	2013

GAME	
64	9/23/01 at Cin.
62	9/7/14 vs. Cin. & 9/5/13 at Den.
56	1/3/16 at Cin.

FEWEST PASSING ATTEMPTS

SEASON	
415	2003
433	2008
465	2004

GAME	
17	10/4/04 vs. KC 11/8/98 vs. Oak.
18	6 times, last 10/10/04 at Was.

MOST PASSING ATTEMPTS BY OPPONENT

SEASON	
599	1999
596	2010
595	2014

GAME	
69	12/24/00 vs. NYJ
62	12/13/10 at Hou.
56	12/13/98 vs. Min.

FEWEST PASSING ATTEMPTS BY OPPONENT

SEASON	
490	2007
501	2004
509	2006

GAME	
15	10/13/96 at Ind.
16	9/17/00 vs. Mia. 10/21/99 vs. KC

MOST PASS COMPLETIONS

SEASON	
439	2016
426	2015
363	2013

GAME	
37	12/12/16 at NE 12/4/16 vs. Mia.
35	9/7/14 vs. Cin.
34	11/15/15 vs. Jax. 9/5/13 at Den. 9/30/07 at Cle. 9/11/05 vs. Ind. 9/23/01 at Cin.

FEWEST PASS COMPLETIONS

SEASON	
217	2003
258	2004
261	2008

GAME	
7	9/14/03 vs. Cle.
8	12/7/03 vs. Cin. 12/12/99 at Pit.

MOST PASS COMPLETIONS BY OPPONENT

SEASON	
382	2014
369	2016
360	2002

GAME	
36	10/11/15 vs. Cle. 12/24/00 vs. NYJ
35	11/24/14 at NO 9/30/02 vs. Den.
34	11/30/14 vs. SD
32	4 times, last 10/16/16 at NYG

FEWEST PASS COMPLETIONS BY OPPONENT

SEASON	
276	2008, 2004
279	2006
288	2011

GAME	
9	7 times, last 12/6/15 at Mia.

MOST NET YARDS GAINED, PASSING

SEASON	
4,271	2015
4,100	2016
3,978	1996

GAME	
404	10/27/96 vs. STL - OT
386	12/4/16 vs. Mia.
385	9/25/11 at STL
384	9/20/15 at Oak.
382	9/23/12 vs. NE

FEWEST NET YARDS GAINED, PASSING

SEASON	
2,255	2003
2,312	2004
2,808	2008

GAME	
37	12/17/00 at Ari.
40	11/5/07 at Pit.
47	11/28/04 at NE

MOST NET YARDS GAINED, PASSING BY OPPONENT

SEASON	
3,979	2014
3,969	1996
3,737	2015

GAME	
473	12/24/00 vs. NYJ
445	9/5/13 at Den.
422	10/11/15 vs. Cle.

FEWEST NET YARDS GAINED, PASSING BY OPPONENT

SEASON	
2,805	2003
2,875	2008
2,958	2005

GAME	
55	10/10/04 at Was.
60	9/13/10 at NYJ
64	12/10/00 vs. SD

MOST TIMES SACKED

SEASON	
56	1999
48	2013
43	2000

GAME	
7	8 times, last 12/18/11 at SD

FEWEST TIMES SACKED

SEASON	
17	2006
19	2014
24	2015

MOST TIMES OPPONENTS SACKED

SEASON	
60	2006
49	2014, 1999
48	2011

GAME	
9	11/24/11 vs. SF 11/26/06 vs. Pit. 11/16/97 vs. Phi. - OT
8	12/14/14 vs. Jax.
7	9/24/06 at Cle. 12/26/99 vs. Cin.

FEWEST TIMES OPPONENTS SACKED

SEASON	
27	2010
30	1996
31	2016
32	2009, 2007

MOST CONSECUTIVE GAMES OPPONENTS SACKED

22	(6th game in 2012 - 11th game in 2013) (9th game in 2000 - 14th in 2001)
21	(5th game in 2008 - 9th game in 2009) (15th game in 2005 - 3rd in 2007) (8th game in 1997 - 12th in 1998)

HIGHEST COMPLETION PERCENTAGE

SEASON	
64.7	2016 (439-679)
63.0	2015 (426-676)
62.9	2009 (321-510)

GAME	
80.0	11/1/09 vs. Den. (20-25) 9/9/01 vs. Chi. (24-30)
79.4	11/1/98 vs. Jax. (27-34)
78.9	1/1/12 at Cin. (15-19)
77.8	12/10/06 at KC (21-27) 11/26/06 vs. Pit. (21-27)

LOWEST COMPLETION PERCENTAGE

SEASON	
49.5	1999 (270-546)
52.3	2003 (217-415)
54.7	2002 (262-479)

GAME	
30.8	12/12/99 at Pit. (8-26)
32.3	10/2/11 vs. NYJ (10-31)
35.3	11/15/98 at SD (12-34)

HIGHEST COMPLETION PERCENTAGE BY OPPONENT

SEASON	
65.2	1996 (350-537)
64.2	2015 (350-545), 2014 (382-595)
63.8	2016 (369-578)

GAME	
84.0	12/20/15 vs. KC (21-25)
83.9	11/17/96 at SF (26-31)
80.6	12/5/04 vs. Cin. (29-36)

LOWEST COMPLETION PERCENTAGE BY OPPONENT

SEASON	
52.3	2008 (276-528)
53.8	2011 (288-535)
54.8	2006 (279-509), 1999 (328-599)

GAME	
31.4	10/2/11 vs. NYJ (11-35)
35.7	11/15/98 at SD (15-42)
36.4	11/30/08 at Cin. (12-33)

MOST TOUCHDOWNS PASSING

SEASON	
34	1996
27	2014
25	2010, 1997
22	2012
21	2015, 2011, 2009, 2006, 1999

GAME	
5	10/12/14 at TB; 9/10/00 vs. Jax.
4	6 times, last 12/4/16 vs. Mia.

FEWEST TOUCHDOWNS PASSING

SEASON	
13	2007, 2004
16	2008, 2003, 1998
17	2005

MOST TOUCHDOWNS PASSING BY OPPONENT

SEASON	
30	2015
28	2016
27	2007, 1996
25	2013

GAME	
7	9/5/13 at Den.
6	11/2/14 at Pit.

FEWEST TOUCHDOWNS PASSING BY OPPONENT

SEASON	
11	2011, 2000
14	2004
15	2012

TEAM RECORDS

MOST PASSES HAD INTERCEPTED

SEASON
23 2013
21 2015, 2005
20 2001, 1999, 1996

GAME
5 9/29/13 at Buf.
4 6 times, last 9/19/10 at Cin.

FEWEST PASSES HAD INTERCEPTED

SEASON
10 2010
11 2012, 2004
12 2014, 2011, 2008

PUNTING

MOST PUNTS

SEASON
104 1999
97 2004
92 1998

GAME
10 6 times, last 9/5/13 at Den.

FEWEST PUNTS

SEASON
60 2014
69 1996
73 2011

GAME
0 11/7/10 vs. Mia. 9/30/07 at Cle.
1 6 times, last 11/30/14 vs. SD

MOST PUNTS BY OPPONENT

SEASON
115 1999
105 2003
98 2013, 2001

GAME
11 11/30/08 at Cin. 12/19/99 vs. NO
10 5 times, last 11/6/16 vs. Pit.

FEWEST PUNTS BY OPPONENT

SEASON
68 1996
76 2014, 2007
78 2002

GAME
0 12/18/11 at SD 12/26/04 at Pit.
1 11/30/14 vs. SD 10/20/13 at Pit. 10/14/12 vs. Dal.

HIGHEST GROSS PUNTING AVERAGE

SEASON
47.4 2014
47.1 2012
46.7 2015

LOWEST GROSS PUNTING AVERAGE

SEASON
38.0 2001
40.2 2000
40.5 2002

HIGHEST GROSS PUNTING AVERAGE BY OPPONENT

SEASON
46.2 2012
45.9 2015, 2014
45.8 2013

LOWEST GROSS PUNTING AVERAGE BY OPPONENT

SEASON
40.1 2004, 2003
40.5 2005
40.8 2002

HIGHEST NET PUNTING AVERAGE

SEASON
43.3 2014
42.9 2015
40.8 2012

LOWEST NET PUNTING AVERAGE

SEASON
32.9 2002, 2001
33.9 2000
34.6 2004

HIGHEST NET PUNTING AVERAGE BY OPPONENT

SEASON
41.2 2012
40.5 2016, 2014
39.1 2015, 2010

LOWEST NET PUNTING AVERAGE BY OPPONENT

SEASON
32.8 2002
33.0 2005
33.1 2004, 2000

PUNT RETURNS

MOST PUNT RETURNS

SEASON
60 2004
59 1999
53 2003

GAME
9 11/26/00 vs. Cle.
8 11/25/12 at SD
7 6 times, last 12/23/12 vs. NYG

FEWEST PUNT RETURNS

SEASON
32 2016, 2014
34 2002
35 2007

MOST PUNT RETURNS BY OPPONENT

SEASON
55 2005
53 1997
49 2012

GAME
7 2 times, last 12/4/05 at Hou.
6 17 times, last 11/10/13 vs. Cin.

FEWEST PUNT RETURNS BY OPPONENT

SEASON
23 2014
27 1996
33 2016, 2011, 2001

MOST FAIR CATCHES

SEASON
27 2011
26 2012, 2010
23 2014, 2003

GAME
5 11/30/08 at Cin.
4 8 times, last 9/5/13 at Den.

MOST FAIR CATCHES BY OPPONENT

SEASON
28 1999
24 1998
23 2000
GAME
6 12/19/99 vs. NO
4 5 times, last 11/2/14 at Pit.

MOST YARDS, PUNT RETURNS

SEASON
713 2000
616 2004
609 2013
GAME
184 12/7/97 vs. Sea.
173 12/24/00 vs. NYJ
126 11/26/00 vs. Cle.

FEWEST YARDS, PUNT RETURNS

SEASON
246 2016
290 2009
292 2014

MOST YARDS, PUNT RETURNS BY OPPONENT

SEASON
481 2005
471 2002
468 1999

GAME
117 11/2/97 at NYJ (OT)
112 10/30/11 vs. Ari.
110 11/23/97 vs. Ari.

FEWEST YARDS, PUNT RETURNS BY OPPONENT

SEASON
166 2014
176 2015
183 2001

HIGHEST AVERAGE, PUNT RETURNS

SEASON
15.8 2000 (45-713)
14.2 2013 (43-609)
13.4 1997 (42-564)

LOWEST AVERAGE, PUNT RETURNS

SEASON
7.4 2010 (43-319), 2009 (39-290)
7.7 2016 (32-246), 2003 (53-410), 1999 (59-452)
7.8 2006 (45-351)

HIGHEST AVERAGE, PUNT RETURNS BY OPPONENT

SEASON
11.9 2011 (33-392)
11.8 2002 (40-471)
11.4 2016 (33-375)

LOWEST AVERAGE, PUNT RETURNS BY OPPONENT

SEASON
5.0 2015 (35-176)
5.5 2001 (33-183)
6.4 2008 (38-245)

MOST TOUCHDOWNS ON PUNT RETURNS

SEASON
2 2007, 2004, 2000, 1998, 1997
1 2015, 2013, 2012, 2011, 2002

GAME
2 12/24/00 vs. NYJ 12/7/97 vs. Sea.
1 11 times, last 11/30/15 at Cle.

MOST TDs ON PUNT RETURNS BY OPPONENT

SEASON
2 2011, 2002
1 2016, 2009, 2005, 1999, 1998

GAME
1 9 times, last 10/9/16 vs. Was.

KICKOFF RETURNS

MOST KICKOFF RETURNS

SEASON
86 1996
71 1997
69 1998

GAME
10 12/13/98 vs. Min.
9 9/10/00 vs. Jax.
8 6 times, last 10/18/09 at Min.

FEWEST KICKOFF RETURNS

SEASON
28 2016
34 2015
38 2014
42 2011
44 2013

TEAM RECORDS

MOST KICKOFF RETURNS BY OPPONENT

SEASON
77 2009
76 2008
75 2006
GAME
9 12/13/09 vs. Det. 12/19/05 vs. GB 12/2/01 vs. Ind.

FEWEST KICKOFF RETURNS BY OPPONENT

SEASON
9 2015
26 2014
27 2016

MOST YARDS, KICKOFF RETURNS

SEASON
1,734 1996
1,700 1998
1,636 2012
GAME
367 12/13/98 vs. Min. 233 12/13/10 at Hou. 204 11/2/14 at Pit.

FEWEST YARDS, KICKOFF RETURNS

SEASON
636 2016
857 2015
1,005 2000
GAME
0 13 times, last 10/23/16 at NYJ

MOST YARDS, KICKOFF RETURNS BY OPPONENT

SEASON
1,720 2008
1,636 2006
1,565 2009
GAME
245 11/18/07 vs. Cle. 244 11/10/02 vs. Cin. 237 11/2/08 at Cle. 1/2/05 vs. Mia.

FEWEST YARDS, KICKOFF RETURNS BY OPP.

SEASON
229 2015
559 2016
601 2014
GAME
0 23 times, last 11/20/16 at Dal.

HIGHEST AVERAGE, KICKOFF RETURNS

SEASON
28.3 2014 (38-1,077)
27.3 2012 (60-1,636)
26.4 2013 (44-1,163)

LOWEST AVERAGE, KICKOFF RETURNS

SEASON
20.1 2008 (50-1,007)
20.2 1997 (71-1,435), 1996 (86-1,734)
20.3 1999 (54-1,098)

HIGHEST AVERAGE, KICKOFF RETURNS BY OPPONENT

SEASON
29.2 2011 (36-1,050)
26.0 2010 (38-987)
25.4 2015 (9-229)

LOWEST AVERAGE, KICKOFF RETURNS BY OPPONENT

SEASON
20.0 1996 (70-1,402)
20.3 2009 (77-1,565)
20.5 1998 (57-1,168)

MOST TOUCHDOWNS ON KICKOFF RETURNS

SEASON
2 2012, 1998
GAME
*2 12/13/98 vs. Min. * Ties NFL Record

MOST TDs ON KICKOFF RETURNS BY OPPONENT

SEASON
2 2008, 2004, 1998
1 2011, 2003, 2002, 1997
GAME
1 10 times, last 10/2/11 vs. NYJ

FUMBLES

MOST FUMBLES

SEASON
37 2003, 1997
35 2007
34 2002
GAME
7 10/13/02 at Ind. 10/22/00 vs. Ten. 5 10 times, last 12/20/08 at Dal.

FEWEST FUMBLES

SEASON
13 2015
14 2012
15 2013

MOST FUMBLES BY OPPONENT

SEASON
45 2000
29 2003
28 2005
GAME
8 10/8/00 at Jax. 5 7 times, last 11/22/15 vs. STL

FEWEST FUMBLES BY OPPONENT

SEASON
12 2007
17 1998
18 2015

MOST FUMBLES LOST

SEASON
26 2007
19 2003
18 2002
GAME
5 12/13/98 vs. Min. 4 4 times, last 11/11/07 vs. Cin.

FEWEST FUMBLES LOST

SEASON
5 2012
6 2013
7 2016, 2015, 2000

MOST FUMBLES LOST BY OPPONENT

SEASON
26 2000
17 2003
15 2005
GAME
4 5 times, last 11/22/15 vs. STL

FEWEST FUMBLES LOST BY OPPONENT

SEASON
6 2007, 2002, 1998
7 1996
8 2015, 2013, 2010, 2008

MOST OWN FUMBLES RECOVERED

SEASON
20 1997
19 2008, 2000
18 2003

FEWEST OWN FUMBLES RECOVERED

SEASON
6 2015
8 2014
9 2013, 2012, 2007

MOST OPPONENTS FUMBLES RECOVERED

SEASON
26 2000
17 2003
15 2005
GAME
4 5 times, last 11/22/15 vs. STL

FEWEST OPPONENTS FUMBLES RECOVERED

SEASON
5 1998
6 2007, 2002
7 1996

MOST TDs, FUMBLES RECOVERED, OWN & OPPONENT

SEASON
3 2011
2 2005, 2004
1 2016, 2015, 2009, 2008, 2006, 2003, 2002, 2001
GAME
2 10/2/11 vs. NYJ 1 13 times, last 10/23/16 at NYJ

MOST TDs, OWN FUMBLES RECOVERED

SEASON
1 2004, 2003, 2002
GAME
1 12/5/04 vs. Cin. 9/21/03 at SD 12/29/02 at Pit.

MOST TDs, OPPONENTS FUMBLES RECOVERED

SEASON
3 2011
2 2005
1 2016, 2015, 2009, 2008, 2006, 2004, 2001
GAME
2 10/2/11 vs. NYJ 1 10 times, last 10/23/16 at NYJ

INTERCEPTIONS

MOST INTERCEPTIONS

SEASON
28 2006
26 2008
25 2002
GAME
5 10/14/07 vs. STL 4 11 times, last 12/29/13 at Cin.

FEWEST INTERCEPTIONS

SEASON
6 2015
11 2014, 2005
13 2012

MOST INTERCEPTIONS BY OPPONENT

SEASON
23 2013
21 2015, 2005
20 2001, 1999, 1996
GAME
5 9/29/13 at Buf. 4 6 times, last 9/19/10 at Cin.

FEWEST INTERCEPTIONS BY OPPONENT

SEASON
10 2010
11 2012, 2004
12 2014, 2011, 2008

MOST CONSECUTIVE GAMES W/ INTERCEPTIONS

10 2005-06 (game 16 in '05 through 1st 9 in '06)
9 2010-11 (game 12 in '10 through 1st 4 in '11)
2006 (games 1-9)

TEAM RECORDS

MOST CONSECUTIVE GAMES W/ INTs BY OPPONENT

9	2001 (games 5-13)
7	1998 (games 5-11) 1996-97 (last 4 through 1st 3)

MOST INTERCEPTION YARDS

SEASON	700 2004
544 2006	
511 2003	

GAME	183 12/24/00 vs. NYJ
162 11/23/08 vs. Phi.	
156 10/24/04 vs. Buf.	

FEWEST INTERCEPTION YARDS

SEASON	51 2015
135 2014	
147 1996	

MOST INTERCEPTION YARDS BY OPPONENT

SEASON	349 1996
340 2015	
331 2001	

GAME	108 10/21/99 vs. KC
103 12/19/04 at Ind.	
100 11/18/07 vs. Cle.	

FEWEST INTERCEPTION YARDS BY OPPONENT

SEASON	104 2008
118 1997	
142 2006	

MOST TDs ON INTERCEPTIONS

SEASON	5 2008, 2006, 2004
4 2003, 1999	
3 2010	

GAME	2 11/21/10 at Car. 10/29/06 at NO
1 40 times, last 9/13/15 at Den.	

MOST TDs ON INTERCEPTIONS BY OPPONENT

SEASON	4 2015, 2013
3 2012, 2005, 2001, 1999, 1996	
2 2000	

GAME	2 10/21/99 vs. KC
1 27 times, last 12/20/15 vs. KC	

PENALTIES

FEWEST PENALTIES

SEASON	89 2001
90 2010	
92 2011	
GAME	1 5 times, last 12/26/10 at Cle.

MOST PENALTIES

SEASON	139 2005
126 2003	
125 2016, 1999	
GAME	21 10/9/05 at Det. 15 10/16/16 at NYG 14 4 times, last 11/30/14 vs. SD

FEWEST PENALTIES BY OPPONENT

SEASON	79 2006
84 2007, 2000	
88 2009	

GAME	0 12/23/07 at Sea.
1 11/11/10 at Atl. 12/20/09 vs. Chi. 12/8/96 at Cin.	

MOST PENALTIES BY OPPONENT

SEASON	126 2013
122 1999, 1998	
117 2010	

GAME	16 9/20/15 at Oak. 11/15/98 at SD
15 10/10/99 at Ten. 11/21/99 at Cin.	

FEWEST PENALTIES, BOTH TEAMS

GAME	3 12/26/10, Bal. (1) at Cle. (2)
4 9/8/96, Bal. (1) at Pit. (3)	
5 12/20/09, Bal. (4) vs. Chi. (1) 12/16/07, Bal. (1) at Mia. (4) 12/8/96, Bal. (4) at Cin. (1)	

MOST PENALTIES, BOTH TEAMS

GAME	30 11/15/98, Bal. (14) at SD (16)
28 10/9/05, Bal. (21) at Det. (7)	
26 9/20/15, Bal. (10) at Oak. (16)	

FEWEST YARDS PENALIZED

SEASON	673 2010
728 2001	
730 2000	

GAME	5 12/26/10 at Cle. 12/16/07 at Mia. 11/10/02 vs. Cin.
10 11/29/98 vs. Ind. 9/8/96 at Pit.	

MOST YARDS PENALIZED

SEASON	1,153 2015
1,127 2012	
1,111 2016	

GAME	147 10/9/05 at Det.
146 10/6/96 vs. NE	
137 11/22/15 vs. STL	
136 11/20/16 at Dal.	
135 9/23/12 vs. NE 12/7/09 at GB	

FEWEST YARDS OPPONENT PENALIZED

SEASON	535 2000
580 2006	
728 2007	

GAME	0 12/23/07 at Sea.
5 11/11/10 at Atl. 12/8/96 at Cin. 9 12/20/09 vs. Chi.	

MOST YARDS OPPONENT PENALIZED

SEASON	1,196 2013
1,118 1999	
1,032 2011	
GAME	212 10/10/99 at Ten. 175 12/7/09 at GB 146 11/15/98 at SD

FEWEST YARDS PENALIZED, BOTH TEAMS

GAME	25 12/26/10, Bal. (5) at Cle. (20)
30 12/16/07, Bal. (5) at Mia. (25) 9/8/96, Bal. (10) at Pit. (20)	
35 12/20/09, Bal. (26) vs. Chi. (9) 12/10/00, Bal. (15) vs. SD (20) 11/16/97, Bal. (15) vs. Phi. (20)	

MOST YARDS PENALIZED, BOTH TEAMS

GAME	310 12/7/09, Bal. (135) at GB (175)
293 10/10/99, Bal. (81) at Ten. (212)	
252 11/15/98, Bal. (106) at SD (146)	

TURNOVERS

MOST TURNOVERS

SEASON	40 2007
38 2003	
36 2005, 2001	
GAME	7 11/9/03 at STL 11/9/97 at Pit.
6 4 times, last 11/11/07 vs. Cin.	

FEWEST TURNOVERS

SEASON	16 2012
20 2014, 2010	
21 2008	

MOST TURNOVERS BY OPPONENT

SEASON	49 2000
41 2003	
40 2006	

GAME	7 9/11/11 vs. Pit.
6 6 times, last 12/20/09 vs. Chi.	

FEWEST TURNOVERS BY OPPONENT

SEASON	14 2015
22 2014, 1996	
23 2007, 1998	

MOST TURNOVERS, BOTH TEAMS

SEASON	79 2003
75 2000	
64 2001	

GAME	11 11/9/03, Bal. (7) at STL (4)
------	---------------------------------

MOST TDs BY RAVENS OFF TURNOVERS

SEASON	7 2004 (5 INTs, 2 FRs)
6 2008 (5 INTs, 1 FR) 2006 (5 INTs, 1 FR)	
4 2011 (3 FRs, 1 INT), 2003 (4 INTs), 1999 (4 INTs)	

GAME	3 10/2/11 vs. NYJ (2 FRs, 1 INT)
2 11/21/10 at Car. (2 INTs) 10/29/06 at NO (2 INTs)	
1 44 times, last 10/23/16 at NYJ (1 FR)	

MOST TDs BY OPPONENT OFF TURNOVERS

SEASON	5 2015 (4 INTs, 1 FR) 2013 (4 INTs, 1 FR)
4 1999 (3 INTs, 1 FR), 1996 (3 INTs, 1 FR)	
3 2012 (3 INTs), 2008 (2 FRs, 1 INT), 2007 (2 FRs, 1 INT), 2005 (3 INTs), 2001 (3 INTs)	

GAME	2 12/20/15 vs. KC (1 INT, 1 FR) 12/22/13 vs. NE (1 INT, 1 FR) 10/21/99 vs. KC (2 INTs)
1 38 times, last 12/6/15 at Mia. (1 INT)	

OPPONENT SINGLE-GAME BESTS

SCORING

MOST POINTS

- 21 Shayne Graham 11/11/07 vs. Cin. (7 FGs)
- 20 Gary Anderson 12/13/98 vs. Min. (6 FGs, 2 PATs)
- 19 Randy Bullock 12/21/14 at Hou. (6 FGs, 1 PAT)

MOST TOUCHDOWNS

- 3 Michael Crabtree 10/2/16 vs. Oak. (3 receiving)
- Doug Baldwin 12/13/15 vs. Sea. (3 receiving)
- Lee Evans 10/24/10 vs. Buf. (3 receiving)
- Joseph Addai 12/9/07 vs. Ind. (2 rush, 1 receiving)
- Deuce McAllister 12/8/02 vs. NO (3 rushing)
- Jimmy Smith 9/10/00 vs. Jax. (3 receiving)
- Karim Abdul-Jabbar 10/19/97 vs. Mia. (3 rushing)
- Tony Martin 9/28/97 at SD (3 receiving)
- Ed McCaffrey 10/20/96 at Den. (3 receiving)

MOST PATs ATTEMPTED

- 7 Matt Prater 9/5/13 at Den.
- 6 4 times, last by Adam Vinatieri 12/9/07 vs. Ind.

MOST PATs MADE

- 7 Matt Prater 9/5/13 at Den.
- 6 4 times, last by Adam Vinatieri 12/9/07 vs. Ind.

MOST FGs ATTEMPTED

- 7 Shayne Graham 11/11/07 vs. Cin.
- 6 3 times, last by Randy Bullock 12/21/14 at Hou.
- 5 13 times, last by Josh Scobee 12/14/14 vs. Jax.

MOST FGs MADE

- 7 Shayne Graham 11/11/07 vs. Cin.
- 6 Randy Bullock 12/21/14 at Hou.
- Gary Anderson 12/13/98 vs. Min.
- 5 8 times by 6 different players, last by Mike Nugent 9/7/14 vs. Cin.

LONGEST FG ATTEMPTED

- 60 John Hall 9/13/98 at NYJ
- 57 Brandon McManus 9/13/15 at Den.
- Matt Bryant 10/19/14 vs. Atl.
- Caleb Sturgis 10/6/13 at Mia.
- Mike Vanderjagt 10/13/02 at Ind.
- 56 Dustin Hopkins 10/9/16 vs. Was.
- Brandon McManus 9/13/15 at Den.

LONGEST FG MADE

- 57 Brandon McManus 9/13/15 at Den.
- 56 Brandon McManus 9/13/15 at Den.
- 54 Josh Scobee (2) 10/24/11 at Jax.
- Phil Dawson 11/2/08 at Cle.
- Nate Kaeding 10/1/06 vs. SD
- 53 Cairo Santos 12/20/15 vs. KC
- Jason Myers 11/15/15 vs. Jax.
- Phil Dawson 10/18/15 at SF
- Josh Scobee 12/14/14 vs. Jax.
- Ryan Succop 9/13/09 vs. KC
- Mike Vanderjagt 11/29/98 vs. Ind.

RUSHING

MOST RUSHING ATTEMPTS

- 36 Ricky Williams 11/16/03 at Mia.
- 34 Cedric Benson 11/8/09 at Cin.
- 33 Priest Holmes 10/4/04 vs. KC
- 32 Marshawn Lynch 11/13/11 at Sea.
- Deuce McAllister 12/8/02 vs. NO

MOST YARDS RUSHING

- 194 Terrell Davis 10/20/96 at Den.
- 192 Marshall Faulk 11/29/98 vs. Ind.
- 163 James Allen 12/20/98 at Chi.
- 155 Domanick Davis (Williams) 12/4/05 vs. Hou.
- 151 Fred Taylor 10/20/02 vs. Jax.

HIGHEST RUSHING AVERAGE (MIN. 10 CARRIES)

- 11.3 Marshall Faulk 11/29/98 vs. Ind.
- 7.4 Isaiah Crowell 9/18/16 at Cle.
- Sammy Morris 1/2/05 vs. Mia.
- 7.1 James Allen 12/20/98 at Chi.
- 6.9 Terrell Davis 10/20/96 at Den.
- 6.8 Chris Johnson 10/26/15 at Ari.

LONGEST RUSH FROM SCRIMMAGE

- 85t Isaiah Crowell 9/18/16 at Cle.
- 77 Ahmad Bradshaw 11/16/08 at NYG
- 77t Shawn Bryson 10/9/05 at Det.
- 74t Kordell Stewart 10/5/97 vs. Pit
- 71t Terrell Davis 10/20/96 at Den.

MOST RUSHING TDs

- 3 Deuce McAllister 12/8/02 vs. NO
- Karim Abdul-Jabbar 10/19/97 vs. Mia.
- 2 22 times by 21 players, last by Rex Burkhead 1/1/17 at Cin.

PASSING

MOST PASSING ATTEMPTS

- 69 Vinny Testaverde 12/24/00 vs. NYJ
- 62 Matt Schaub 12/13/10 at Hou.
- 55 Randall Cunningham 12/13/98 vs. Min.
- 53 Brian Griese 9/30/02 vs. Den.

MOST PASS COMPLETIONS

- 36 Josh McCown 10/11/15 vs. Cle.
- Vinny Testaverde 12/24/00 vs. NYJ
- 35 Drew Brees 11/24/14 at NO
- Brian Griese 9/30/02 vs. Den.
- 34 Philip Rivers 11/30/14 vs. SD
- 32 Eli Manning 10/16/16 at NYG
- Andrew Luck 10/5/14 at Ind.
- Carson Palmer 1/2/11 vs. Cin.
- Matt Ryan 11/11/10 at Atl.
- Randall Cunningham 12/13/98 vs. Min.

MOST YARDS PASSING

- 481 Vinny Testaverde 12/24/00 vs. NYJ
- 462 Peyton Manning 9/5/13 at Den.
- 457 Josh McCown 10/11/15 vs. Cle.
- 436 Philip Rivers 9/20/09 at SD

HIGHEST COMPLETION PERCENTAGE

- 84.0 Alex Smith 12/20/15 vs. KC (21-25)
- 83.9 Elvis Grbac 11/17/96 at SF (26-31)
- 83.3 Rob Johnson 8/31/97 vs. Jax. (20-24)
- 80.6 Carson Palmer 12/5/04 vs. Cin. (29-36)

LONGEST COMPLETION

- 90t Kordell Stewart to Bobby Shaw 12/16/01 vs. Pit.
- 88t Brian St. Pierre to David Gettis 11/21/10 at Car.
- 82t Jon Kitna to Chad Johnson 10/19/03 at Cin.
- 81t Philip Rivers to Darren Sproles 9/20/09 at SD
- 81t Josh Miller to Chris Hope 12/28/03 vs. Pit.

MOST TD PASSES

- 7 Peyton Manning 9/5/13 at Den.
- 6 Ben Roethlisberger 11/2/14 at Pit.
- 5 Russell Wilson 12/13/15 vs. Sea.
- Ben Roethlisberger 11/5/07 at Pit.
- Matt Hasselbeck 11/23/03 vs. Sea.

MOST INTERCEPTIONS THROWN

- 5 Gus Frerotte 10/14/07 vs. STL
- 4 4 times, last by Andy Dalton 12/29/13 at Cin.

RECEIVING

MOST RECEPTIONS

- 15 Jimmy Smith 9/10/00 vs. Jax.
- 14 Anquan Boldin 9/23/07 vs. Ari.
- 13 Dez Bryant 10/14/12 vs. Dal.

HIGHEST AVG. GAIN PER RECEPTION (MIN. 3)

- 38.8 Tony Martin 9/28/97 at SD (4-155)
- 36.5 Chris Chambers 1/2/05 vs. Mia. (4-146)
- 36.3 Greg Camarillo 12/16/07 at Mia. (3-109)
- 32.7 Larry Fitzgerald 10/30/11 vs. Ari. (3-98)
- 32.3 Braylon Edwards 9/30/07 at Cle. (3-97)
- Plaxico Burress 12/26/04 at Pit. (3-97)

MOST RECEIVING YARDS

- 291 Jimmy Smith 9/10/00 vs. Jax.
- 229 Isaac Bruce 10/27/96 vs. STL - OT
- 227 A.J. Green 9/27/15 vs. Cin.
- 222 Odell Beckham Jr. 10/16/16 at NYG
- 189 Steve Smith 10/15/06 vs. Car.

MOST TOUCHDOWN RECEPTIONS

- 3 Michael Crabtree 10/2/16 vs. Oak.
- Doug Baldwin 12/13/15 vs. Sea.
- Lee Evans 10/24/10 vs. Buf.
- Jimmy Smith 9/10/00 vs. Jax.
- Tony Martin 9/28/97 at SD
- Ed McCaffrey 10/20/96 at Den.

INTERCEPTIONS

MOST INTERCEPTIONS

- 3 Anthony Henry 11/18/01 vs. Cle.
- 2 27 times, last by Joe Haden 9/18/16 at Cle.

MOST INTERCEPTION RETURN YARDAGE

- 100 Brodney Pool 11/18/07 vs. Cle. (1 TD ret.)
- 98 Chris Harris 12/16/12 vs. Den. (1 TD ret.)
- 97 Derrick Brooks 9/15/02 vs. TB (1 TD ret.)
- 93 Marcus Peters 12/20/15 vs. KC (1 TD ret.)

HIGHEST AVG. ON INT. RETURN YARDAGE (MIN. 2)

- 46.5 Marcus Peters 12/20/15 vs. KC (2-93)
- 37.0 Gary Brackett 12/9/07 vs. Ind. (2-74)
- 30.0 Aaron Ross 11/16/08 at NYG (2-60)

LONGEST INTERCEPTION RETURN

- 100t Brodney Pool 11/18/07 vs. Cle.
- 98t Chris Harris 12/16/12 vs. Den.
- 97t Derrick Brooks 9/15/02 vs. TB

INTERCEPTION RETURN TOUCHDOWNS

- 1 29 times, last by Marcus Peters 12/20/15 vs. KC

SACKS

MOST SACKS

- 4 Antwan Barnes 12/18/11 at SD
- 3.5 James Harrison 11/5/07 at Pit.
- Gerald Dixon 12/21/97 at Cin.
- 3 13 times, last by Vincent Rey 11/10/13 vs. Cin.

MOST SACK YARDAGE

- 30.0 James Harrison 9/29/08 at Pit. (2.5 sacks)
- 25.5 James Harrison 11/5/07 at Pit. (3.5 sacks)
- 25.0 Robert Mathis 10/12/08 at Ind. (3 sacks)
- Kenard Lang 9/12/04 at Cle. (3 sacks)

PUNTING

MOST PUNTS

- 11 Kyle Larson 11/30/08 at Cin.
- Tommy Barnhardt 12/19/99 vs. NO
- 10 4 times, last by Craig Hentrich 10/7/01 vs. Ten

HIGHEST GROSS PUNTING AVERAGE (4 PUNTS)

- 57.6 Andy Lee 11/24/11 vs. SF (5 punts)
- 54.8 Tim Masthay 10/13/13 vs. GB (6 punts)
- Shane Lechler 11/11/12 vs. Oak. (4 punts)
- 53.8 Mike Scifres 10/1/06 vs. SD (5 punts)

LONGEST PUNT

- 74 Andy Lee 10/7/07 at SF
- 71 Mike Scifres 10/1/06 vs. SD
- 70 Marquette King 9/20/15 at Oak.
- Mike Scifres 11/25/07 at SD

MOST PUNTS INSIDE 20

- 8 Bryan Barker 11/14/99 at Jax.
- 5 Britton Colquitt 9/5/13 at Den.
- Matt Turk 11/16/03 at Mia.

PUNT RETURNS

MOST PUNT RETURNS

- 7 Alvin Pearman 11/13/05 at Jax.
- 6 13 times, last by Trindon Holliday 12/16/12 vs. Den.

MOST PUNT RETURN YARDAGE

- 117 Leon Johnson 11/2/97 at NYJ - OT
- 112 Patrick Peterson 10/30/11 vs. Ari.
- 110 Kevin Williams 11/23/97 vs. Ari.

HIGHEST PUNT RETURN AVERAGE (3 RETURNS)

- 33.3 Richard Crawford 12/9/12 at Was. (3 returns)
- 30.7 Avion Black 12/15/02 at Hou. (3 returns)
- 28.0 Patrick Peterson 10/30/11 vs. Ari. (4 returns)

LONGEST PUNT RETURN

- 86t Craig Yeast 11/21/99 at Cin.
- 85t Jamison Crowder 10/9/16 vs. Was.
- 84t Joshua Cribbs 12/24/11 vs. Cle.
- 82t Patrick Peterson 10/30/11 vs. Ari.

TDs

- 1 9 times, last by Jamison Crowder 10/9/16 vs. Was. (85)

KICKOFF RETURNS

MOST KICKOFF RETURNS

- 8 Terrence Wilkins 12/2/01 vs. Ind.
- 7 7 times, last by Joshua Cribbs 11/2/08 at Cle.

MOST KICKOFF RETURN YARDAGE

- 245 Joshua Cribbs 11/18/07 vs. Cle. (7 ret.)
- 237 Joshua Cribbs 11/2/08 at Cle. (7 ret.)
- 228 Brandon Bennett 11/10/02 vs. Cin. (6 ret.)

HIGHEST KICKOFF RETURN AVERAGE (3 RETURNS)

- 44.3 Quintin Demps 11/23/08 vs. Phi. (4-177)
- 43.0 Will Blackwell 10/5/97 vs. Pit. (3-129)
- 40.3 Dante Hall 9/28/03 vs. KC (3-121)

LONGEST KICKOFF RETURN

- 107t Joe McKnight 10/2/11 vs. NYJ
- 100t Quintin Demps 11/23/08 vs. Phi.
- 97t 3 times, last by Dante Hall 9/28/03 vs. KC

TDs

- 1 10 times, last by Joe McKnight 10/2/11 vs. NYJ (107)

POSTSEASON RECORDS

SERVICE/SCORING RECORDS

ABBREVIATIONS

WC - WILD CARD
D - DIVISIONAL PLAYOFF
A - AFC CHAMPIONSHIP
SB - SUPER BOWL

SERVICE

MOST GAMES PLAYED

- 21 Ray Lewis, 2008-12, 2006, 2003, 2000-01
- 17 Terrell Suggs, 2014, 2008-12, 2006, 2003
- 16 Sam Koch, 2014, 2008-12, 2006
- Haloti Ngata, 2014, 2008-12, 2006
- 15 Joe Flacco, 2014, 2008-12
- Ed Reed, 2008-12, 2006, 2003
- 12 Marshal Yanda, 2014, 2008-12
- Ray Rice, 2008-12
- 11 Brendon Ayanbadejo, 2008-12
- Todd Heap, 2008-10, 2006, 2003, 2001
- Jarret Johnson, 2008-11, 2006, 2003
- Matt Stover, 2008, 2006, 2003, 2000-01

MOST GAMES, HEAD COACH

- 15 John Harbaugh, 2014, 2008-12
- 8 Brian Billick, 2006, 2003, 2000-01

MOST GAMES WON, HEAD COACH

- 10 John Harbaugh, 2014, 2008-12
- 5 Brian Billick, 2006, 2003, 2000-01

MOST GAMES LOST, HEAD COACH

- 5 John Harbaugh, 2014, 2008-12
- 3 Brian Billick, 2006, 2003, 2000-01

SCORING

MOST POINTS SCORED

- Career**
- 70 Matt Stover (22-22 PATs, 16-19 FGs), 2008, 2006, 2003, 2000-01
 - 47 Justin Tucker (23-23 PATs, 8-8 FGs), 2014, 2012
 - 46 Billy Cundiff (13-13 PATs, 11-12 FGs), 2009-11
 - 36 Anquan Boldin (6 TDs), 2010-12
 - Ray Rice (6 TDs), 2008-12

Game

- 12 Justin Tucker (1/3/15 at Pit.) - WC
- Anquan Boldin (1/20/13 at NE) - A
- Billy Cundiff (1/9/11 at KC) - WC
- Jacoby Jones (2/3/13 at SF) - SB
- Jamal Lewis (12/31/00 vs. Den.) - WC
- Willis McGahee (1/18/09 at Pit.) - A
- Ray Rice (1/10/10 at NE) - WC
- Torrey Smith (1/12/13 at Den.) - D

MOST POINTS BY A ROOKIE

- Season**
- 28 Justin Tucker (16-16 PATs, 4-4 FGs), 2012

Game

- 12 Jamal Lewis (12/31/00 vs. Den.) - WC

MOST CONSECUTIVE GAMES SCORING

- 11 Matt Stover, 2008, 2006, 2003, 2000-01

MOST TOUCHDOWNS

Career

- 6 Anquan Boldin, 2010-12
- Ray Rice, 2008-12
- 4 Torrey Smith, 2014, 2011-12
- Jamal Lewis, 2006, 2003, 2000
- Willis McGahee, 2008-10
- Dennis Pitta, 2014, 2011-12

Game

- 2 Anquan Boldin (1/20/13 at NE) - A
- Jacoby Jones (2/3/13 at SF) - SB
- Jamal Lewis (12/31/00 vs. Den.) - WC
- Willis McGahee (1/18/09 at Pit.) - A
- Ray Rice (1/10/10 at NE) - WC
- Torrey Smith (1/12/13 at Den.) - D

MOST TOUCHDOWNS BY A ROOKIE

Season

- 4 Jamal Lewis, 2000

Game

- 2 Jamal Lewis (12/31/00 vs. Den.) - WC

MOST CONSECUTIVE GAMES SCORING A TD

- 2 Seven times, last by
- Anquan Boldin (1/20/13 at NE) - A
- through (2/3/13 at SF) - SB
- Dennis Pitta (1/20/13 at NE) - A
- through (2/3/13 at SF) - SB

MOST (KICKING) PAT ATTEMPTED

Career

- 23 Justin Tucker, 2014, 2012
- 22 Matt Stover, 2008, 2006, 2003, 2000-01
- 13 Billy Cundiff, 2009-11

Game

- 5 Justin Tucker (1/12/13 at Den.) - D
- 4 4 times, last by Justin Tucker (1/10/15 at NE) - D

MOST (KICKING) PAT MADE

Career

- 23 Justin Tucker, 2014, 2012
- 22 Matt Stover, 2008, 2006, 2003, 2000-01
- 13 Billy Cundiff, 2009-11

Game

- 5 Justin Tucker (1/12/13 at Den.) - D
- 4 4 times, last by Justin Tucker (1/10/15 at NE) - D

MOST CONSECUTIVE (KICKING) PAT

- 23 Justin Tucker, 2014, 2012
- 22 Matt Stover, 2008, 2006, 2003, 2000-01
- 13 Billy Cundiff, 2009-11

HIGHEST (KICKING) PAT PERCENTAGE

Career

- 1.000 Justin Tucker (23-23), 2014, 2012
- Billy Cundiff (13-13), 2009-11
- Matt Stover (22-22), 2008, 2006, 2003, 2000-01

MOST 2-POINT CONVERSIONS

Career

None

Game

None

MOST FIELD GOALS ATTEMPTED

Career

- 19 Matt Stover 2008, 2006, 2003, 2000-01
- 12 Billy Cundiff, 2009-11
- 8 Justin Tucker (2014, 2012)

Game

- 4 Matt Stover (1/14/01 at Oak.) - A
- 3 Justin Tucker (1/3/15 at Pit.) WC
- Billy Cundiff (1/22/12 at NE) - A
- Billy Cundiff (1/9/11 at KC) - WC
- Matt Stover (1/13/02 at Mia.) - D
- Matt Stover (1/28/01 at NYG) - SB

MOST FIELD GOALS MADE

Career

- 16 Matt Stover 2008, 2006, 2003, 2000-01
- 11 Billy Cundiff, 2009-11
- 8 Justin Tucker (2014, 2012)

Game

- 3 Justin Tucker (1/3/15 at Pit.) - WC
- Billy Cundiff (1/9/11 at KC) - WC
- Matt Stover (1/14/01 at Oak.) - A

LONGEST FIELD GOAL

- 52 Justin Tucker (1/3/15 at Pit.) - WC
- 51 Matt Stover (1/13/07 vs. Ind.) - D
- 48 Billy Cundiff (1/15/12 vs. Hou.) - D
- 47 Justin Tucker (1/12/13 at Den.) - D (2OT)
- 47 Matt Stover (1/28/01 at NYG) - SB

LONGEST FIELD GOAL ATTEMPTED

- 52 Justin Tucker (1/3/15 at Pit.) - WC
- 51 Matt Stover (1/13/07 vs. Ind.) - D
- 48 Billy Cundiff (1/15/12 vs. Hou.) - D
- 47 Justin Tucker (1/12/13 at Den.) - D (2OT)
- 47 Matt Stover (1/28/01 at NYG) - SB

HIGHEST FIELD GOAL PERCENTAGE

Career (min. 5 attempts)

- 1.000 Justin Tucker (8-8), 2014, 2012
- .917 Billy Cundiff (11-12), 2009-11
- .842 Matt Stover (16-19), 2008, 2006, 2003, 2000-01

MOST SAFETIES

Career

None

Game

None



POSTSEASON PASSING RECORDS

TOP 5 CAREER PASSING YARDS

RK	NAME (SEASONS)	ATT.	CMP.	PCT.	YDS.	AVG./		PCT		PCT		SACKS/	
						ATT.	TD	TD	INT.	INT.	LG	YDS.LOST	RATE
1	Flacco, Joe (2014, 2008-12)	447	253	56.6	3,223	7.21	25	5.6	10	2.2	70t	28/184	88.6
2	Dilfer, Trent (2000)	73	35	47.9	590	8.08	3	4.1	1	1.4	96t	10/82	83.7
3	Grbac, Elvis (2001)	55	30	54.5	286	5.20	1	1.8	3	5.5	45	4/37	52.5
4	Wright, Anthony (2003)	37	20	54.1	214	5.78	1	2.7	2	5.4	35t	2/13	57.7
5	McNair, Steve (2006)	29	18	62.1	173	5.97	0	0.0	2	6.9	23	2/12	49.9

LONGEST PASS PLAYS

96t	Trent Dilfer to Shannon Sharpe at Oak., 1/14/01 - A	48t	Joe Flacco to Derrick Mason at Ten., 1/10/09 - D
70t	Joe Flacco to Jacoby Jones at Den., 1/12/13 - D	47	Joe Flacco to Ray Rice vs. Ind., 1/6/13 - WC
59t	Joe Flacco to Torrey Smith at Den., 1/12/13 - D	46	Joe Flacco to Anquan Boldin vs. Ind., 1/6/13 - WC
58t	Trent Dilfer to Shannon Sharpe vs. Den., 12/31/00 - WC	45	Elvis Grbac to Travis Taylor at Mia., 1/13/02 - WC
56t	Joe Flacco to Jacoby Jones at SF, 2/3/13 - SB	44	Trent Diler to Qadry Ismail at NYG, 1/28/01 - SB
56	Trent Dilfer to Shannon Sharpe at Ten., 1/7/01 - D	42	Joe Flacco to Torrey Smith at NE, 1/22/12 - A
50	Joe Flacco to Anquan Boldin vs. Ind., 1/6/13 - WC		

PASSING RECORDS

HIGHEST QUARTERBACK PASSER RATING

Career (min. 60 attempts)

88.6 Joe Flacco, 2014, 2008-12

83.7 Trent Dilfer, 2000

Game (min. 20 attempts)

125.6 Joe Flacco (1/6/13 vs. Ind.) - WC

124.2 Joe Flacco (2/3/13 at SF) - SB

MOST PASS ATTEMPTS

Career

447 Joe Flacco, 2014, 2008-12

73 Trent Dilfer, 2000

Game

45 Joe Flacco (1/10/15 at NE) - D

37 Elvis Grbac (1/20/02 at Pit.) - D

Anthony Wright (1/3/04 vs. Ten.) - WC

36 Joe Flacco (1/20/13 at NE) - A

Joe Flacco (1/22/12 at NE) - A

MOST PASS COMPLETIONS

Career

253 Joe Flacco, 2014, 2008-12

35 Trent Dilfer, 2000

Game

28 Joe Flacco (1/10/15 at NE) - D

25 Joe Flacco (1/9/11 at KC) - WC

22 Joe Flacco (2/3/13 at SF) - SB

Joe Flacco (1/22/12 at NE) - A

MOST PASSING YARDAGE

Career

3,223 Joe Flacco, 2014, 2008-12

590 Trent Dilfer, 2000

Game

331 Joe Flacco (1/12/13 at Den.) - D

306 Joe Flacco (1/22/12 at NE) - A

292 Joe Flacco (1/10/15 at NE) - D

MOST 300-YARD PASSING GAMES

Career

2 Joe Flacco, 2014, 2008-12

LONGEST COMPLETION

96t Trent Dilfer (1/14/01 at Oak.) - A

70t Joe Flacco (1/12/13 at Den.) - D

HIGHEST COMPLETION PERCENTAGE

Career

62.1 Steve McNair, 2006

56.6 Joe Flacco, 2014, 2008-12

Game (min. 20 attempts)

73.5 Joe Flacco (1/9/11 at KC) - WC

66.7 Joe Flacco (2/3/13 at SF) - SB

HIGHEST AVERAGE GAIN PER ATTEMPT

Career

8.08 Trent Dilfer, 2000

7.21 Joe Flacco, 2014, 2008-12

Game (min. 20 attempts)

12.26 Joe Flacco (1/6/13 vs. Ind.) - WC

9.74 Joe Flacco (1/12/13 at Den.) - D

MOST PASSING TOUCHDOWNS

Career

25 Joe Flacco, 2014, 2008-12

3 Trent Dilfer, 2000

Game

4 Joe Flacco (1/10/15 at NE) - D

3 Joe Flacco (2/3/13 at SF) - SB

Joe Flacco (1/20/13 at NE) - A

Joe Flacco (1/12/13 at Den.) - D

2 5 times, last by Joe Flacco (1/3/15 at Pit.) - WC

MOST GAMES, 4 TD PASSES

Career

1 Joe Flacco, 2014, 2008-12

MOST GAMES, 3 OR MORE TD PASSES

Career

4 Joe Flacco, 2014, 2008-12

MOST CONSECUTIVE GAMES, TD PASSES

10 Joe Flacco (1/9/11 at KC) - WC through (1/10/15 at NE) - D

2 Trent Dilfer (1/14/01 at Oak.) - A through (1/28/01 at NYG) - SB

MOST CONSECUTIVE PASSES ATTEMPTED, NONE INTERCEPTED

*197 Joe Flacco (1/22/12 at NE) - A through (1/10/15 at NE) - D

60 Joe Flacco (1/15/11 at Pit.) - D through (1/22/12 at NE) - A

MOST PASSES HAD INTERCEPTED

Career

10 Joe Flacco, 2014, 2008-12

3 Elvis Grbac, 2001

Game

3 Joe Flacco (1/18/09 at Pit.) - A

Elvis Grbac (1/20/02 at Pit.) - D

MOST PASS ATTEMPTS, NO INTERCEPTIONS

Game

36 Joe Flacco (1/20/13 at NE) - A

34 Joe Flacco (1/12/13 at Den.) - D

Joe Flacco (1/9/11 at KC) - WC

LOWEST PERCENTAGE, PASSES HAD INTERCEPTED

Career

1.4 Trent Dilfer (1 in 73), 2000

2.2 Joe Flacco (10 in 447), 2014, 2008-12

MOST TIMES SACKED

Career

28 Joe Flacco, 2014, 2008-12

10 Trent Dilfer, 2000

Game

5 Joe Flacco (1/15/12 vs. Hou.) - D

Joe Flacco (1/15/11 at Pit.) - D

ALL 200-YARD GAMES

331	Joe Flacco at Den, 1/12/13 (18 of 34) - D
306	Joe Flacco at NE, 1/22/12 (22 of 36) - A
292	Joe Flacco at NE, 1/10/15 (28 of 45) - D
287	Joe Flacco at SF, 2/3/13 (22 of 33) - SB
282	Joe Flacco vs. Ind., 1/6/13 (12 of 23) - WC
265	Joe Flacco at KC, 1/9/11 (25 of 34) - WC
259	Joe Flacco at Pit., 1/3/15 (18 of 29) - WC
240	Joe Flacco at NE, 1/22/13 (21 of 36) - A
214	Anthony Wright vs. Ten., 1/3/04 (20 of 37) - WC

Current Ravens in Bold



* Second-longest streak in NFL postseason history (Drew Brees, 226)

POSTSEASON RECEIVING RECORDS

TOP 10 CAREER RECEIVING YARDS

RANK	NAME (SEASONS)	REC	YDS	AVG	LG	TD
1	Boldin, Anquan (2010-12)	38	616	16.2	50	6
2	Smith, Torrey (2014, 2011-12)	20	414	20.7	59t	4
3	Heap, Todd (2008-10, 2006, 2003, 2001)	32	385	12.0	35t	2
4	Sharpe, Shannon (2000-01)	15	309	20.6	96t	2
5	Rice, Ray (2008-12)	37	296	8.0	47	1
6	Mason, Derrick (2008-10, 2006)	20	289	14.5	48t	1
7	Pitta, Dennis (2014, 2010-12)	21	233	11.1	24	4
8	Ismail, Qadry (2000-01)	11	174	15.8	44	0
9	Clayton, Mark (2008-09, 2006)	13	169	13.0	37	0
10	Taylor, Travis (2003, 2001)	13	158	12.2	45	1

ALL 100-YARD GAMES

145	Anquan Boldin vs. Ind., 1/6/13 - WC
108	Todd Heap at KC, 1/9/11 - WC
104	Anquan Boldin at SF, 2/3/13 - SB
101	Steve Smith Sr. at Pit., 1/3/15 - WC
101	Anquan Boldin at NE, 1/22/12 - A

Current Ravens in Bold

LONGEST RECEPTIONS

96t	Trent Diler to Shannon Sharpe at Oak., 1/14/01 - A	48t	Joe Flacco to Derrick Mason at Ten., 1/10/09 - D
70t	Joe Flacco to Jacoby Jones at Den., 1/12/13 - D	47	Joe Flacco to Ray Rice vs. Ind., 1/6/13 - WC
59t	Joe Flacco to Torrey Smith at Den., 1/12/13 - D	46	Joe Flacco to Anquan Boldin vs. Ind., 1/6/13 - WC
58t	Trent Diler to Shannon Sharpe vs. Den., 12/31/00 - WC	45	Elvis Grbac to Travis Taylor at Mia., 1/13/02 - WC
56t	Joe Flacco to Jacoby Jones at SF, 2/3/13 - SB	44	Trent Diler to Qadry Ismail at NYG, 1/28/01 - SB
56	Trent Diler to Shannon Sharpe at Ten., 1/7/01 - D	42	Joe Flacco to Torrey Smith at NE, 1/22/12 - A
50	Joe Flacco to Anquan Boldin vs. Ind., 1/6/13 - WC		

RECEIVING RECORDS

MOST RECEPTIONS

Career	
38	Anquan Boldin, 2010-12
37	Ray Rice, 2008-12
32	Todd Heap, 2008-10, 2006, 2003, 2001
Game	
10	Todd Heap (1/9/11 at KC) - WC
9	Ray Rice (1/16/10 at Ind.) - D
7	Ray Rice (1/15/11 at Pit.) - D
	Travis Taylor (1/3/04 vs. Ten.) - WC

MOST RECEIVING YARDAGE

Career	
616	Anquan Boldin, 2010-12
414	Torrey Smith, 2014, 2011-12
385	Todd Heap, 2008-10, 2006, 2003, 2001
Game	
145	Anquan Boldin (1/6/13 vs. Ind.) - WC
108	Todd Heap (1/9/11 at KC) - WC
104	Anquan Boldin (2/3/13 at SF) - SB

MOST GAMES, 100 OR MORE YARDS, RECEIVING

Career	
3	Anquan Boldin, last 2/3/13 at SF - SB
1	Todd Heap (108 yards, 1/9/11 at KC) - WC
1	Steve Smith Sr. (101 yards, 1/3/15 at Pit.) - WC

LONGEST PASS RECEPTION


96t	Shannon Sharpe (1/14/01 at Oak.) - A
70t	Jacoby Jones (1/12/13 at Den.) - D
59t	Torrey Smith (1/12/13 at Den.) - D

AVERAGE GAIN PER RECEPTION

Career (Min. 10 rec.)	
20.7	Torrey Smith (20-414), 2014, 2011-12
20.6	Shannon Sharpe (6-309), 2000-01
16.2	Anquan Boldin (38-616), 2010-12
Game (min. 3 rec.)	
32.7	Torrey Smith (3-98, 1/12/13 at Den.) - D
29.0	Anquan Boldin (5-145, 1/6/13 vs. Ind.) - WC
27.3	Torrey Smith (3-82, 1/22/12 at NE) - A
24.3	Shannon Sharpe (3-73, 12/31/00 vs. Den.) - WC

MOST TD RECEPTIONS

Career	
6	Anquan Boldin, 2010-12
4	Torrey Smith, 2014, 2011-12
	Dennis Pitta, 2014, 2010-12
2	Todd Heap, 2008-10, 2006, 2003, 2001
	Jacoby Jones, 2012
	Shannon Sharpe, 2000-01
Game	
2	Anquan Boldin (1/20/13 at NE) - A
	Torrey Smith (1/12/13 at Den.) - D



POSTSEASON RUSHING RECORDS

TOP 10 CAREER RUSHING YARDS

RANK	NAME (SEASONS)	ATT	YDS	AVG	LG	TD
1	Rice, Ray (2008-12)	191	750	3.9	83t	5
2	Lewis, Jamal (2006, 2003, 2001, 2000)	130	426	3.3	27t	4
3	McGahee, Willis (2008-10)	75	271	3.6	48	4
4	Pierce, Bernard (2014, 2012)	41	209	5.1	43	1
5	Forsett, Justin (2014)	40	169	4.2	19	0
6	Allen, Terry (2001)	29	120	4.1	13	1
7	McClain, Le'Ron (2008-10)	39	102	2.6	11	2
8	Flacco, Joe (2014, 2008-12)	50	87	1.7	14	1
9	Brookins, Jason (2001)	14	71	5.1	18	0
10	Williams, Ricky (2011)	12	49	4.1	9	0

ALL 100-YARD GAMES

159	Ray Rice at NE, 1/10/10 (22 car.) - WC
131	Ray Rice at Den., 1/12/13 (30 car.) - D
129	Justin Forsett at NE, 1/10/15 (24 car.) - D
110	Jamal Lewis vs. Den., 12/31/00 (30 car.) - WC
109	Terry Allen at Mia., 1/13/02 (25 car.) - WC
103	Bernard Pierce vs. Ind., 1/6/13 (13 car.) - WC
102	Jamal Lewis at NYG, 1/28/01 (27 car.) - SB

Current Ravens in Bold

LONGEST RUNS

83t	Ray Rice at NE, 1/10/10 - WC	27t	Jamal Lewis vs. Den., 12/31/00 - WC
48	Willis McGahee at Mia., 1/4/09 - WC	25t	Willis McGahee vs. KC, 1/9/11 - WC
43	Bernard Pierce vs. Ind., 1/6/13 - WC	20	Ray Rice at Den., 1/12/13 - D
32	Ray Rice at Den., 1/12/13 - D	20	Ray Rice at Ind., 1/16/10 - D

RUSHING RECORDS

MOST RUSHING ATTEMPTS

Career	
191	Ray Rice, 2008-12
130	Jamal Lewis, 2006, 2003, 2000
Game	
30	Ray Rice (1/12/13 at Den.) - D
	Jamal Lewis (12/31/00 vs. Den.) - WC

MOST YARDAGE

Career	
750	Ray Rice, 2008-12
426	Jamal Lewis, 2006, 2003, 2000
Game	
159	Ray Rice (1/10/10 at NE) - WC
131	Ray Rice (1/12/13 at Den.) - D

MOST 100-YARD RUSHING GAMES

Career	
2	Ray Rice, 2008-12
2	Jamal Lewis, 2003, 2000
1	Justin Forsett, 2014
	Terry Allen, 2001
	Bernard Pierce, 2014, 2012

LONGEST RUN FROM SCRIMMAGE

83t	Ray Rice (1/10/10 at NE) - WC
48	Willis McGahee (1/4/09 at Mia.) - WC

MOST RUSHING TOUCHDOWNS


Career	
5	Ray Rice (2008-12)
4	Jamal Lewis, 2006, 2003, 2000
	Willis McGahee, 2008-10
Game	
2	Jamal Lewis (12/31/00 vs. Den.) - WC
	Willis McGahee (1/18/09 at Pit.) - A
	Ray Rice (1/10/10 at NE) - WC

MOST CONSECUTIVE GAMES WITH A RUSHING TOUCHDOWN

2	Ray Rice (1/12/13 at Den.) - D
	through (1/20/13 at NE) - A
	Jamal Lewis (12/31/00 vs. Den.) - WC
	through (1/07/01 at Ten.) - D
	Willis McGahee (1/18/09 at Pit.) - A
	through (1/10/10 at NE) - WC

HIGHEST RUSHING AVERAGE

Career (min. 30 carries)	
5.1	Bernard Pierce, 2014, 2012
4.2	Justin Forsett, 2014
3.9	Ray Rice, 2008-12
Game (min. 10 carries)	
7.9	Bernard Pierce (1/6/13 vs. Ind.) - WC
7.2	Ray Rice (1/10/10 at NE) - WC



POSTSEASON SCRIMMAGE/COMBINED YARDS RECORDS

TOP 5 CAREER SCRIMMAGE YARDS

RANK	NAME (SEASONS)	RUSH	RUSH YDS	REC	REC YDS	TOTAL ATT	SCRM YDS
1	Rice, Ray (2008-12)	191	750	37	296	228	1,046
2	Boldin, Anquan (2010-12)	0	0	38	616	38	616
3	Lewis, Jamal (2006, 2003, 2000-01)	130	426	10	68	140	494
4	Smith, Torrey (2014, 2011-12)	1	0	20	414	21	414
5	Heap, Todd (2008-10, 2006, 2003, 2001)	0	0	32	385	32	385

SCRIMMAGE YARDS RECORDS

MOST ATTEMPTS

CAREER	SEASON	GAME
228 Ray Rice, 2008-12	108 Jamal Lewis, 2000	32 Jamal Lewis (1/14/01 at Oak.) - A
140 Jamal Lewis, 2000-06	92 Ray Rice, 2012	31 Jamal Lewis (12/31/00 vs. Den.) - WC
85 Willis McGahee, 2008-10	47 Ray Rice, 2011	30 Ray Rice (1/12/13 at Den.) - D

MOST YARDAGE GAINED

CAREER	SEASON	GAME
1,046 Ray Rice, 2008-12	394 Ray Rice, 2012	159 Ray Rice (1/10/10 at NE) - WC
616 Anquan Boldin, 2010-12	380 Anquan Boldin, 2012	146 Justin Forsett (1/10/15 at NE) - D
494 Jamal Lewis, 2000-06	378 Jamal Lewis, 2000	145 Anquan Boldin (1/6/13 vs. Ind.) - WC

TOP 5 CAREER COMBINED YARDS

RANK	NAME (SEASONS)	NO	YDS	AVG	TD
1	Rice, Ray (2008-12)	230	1,079	4.7	6
2	Jones, Jacoby (2014, 2012)	42	907	21.6	3
3	Boldin, Anquan (2010-12)	38	616	16.2	6
4	Lewis, Jermaine (2000-01)	33	534	16.2	2
5	Lewis, Jamal (2006, 2003, 2000-01)	140	494	3.5	4

COMBINED YARDS RECORDS

MOST ATTEMPTS

CAREER	SEASON	GAME
230 Ray Rice, 2008-12	108 Jamal Lewis, 2000	32 Jamal Lewis (1/14/01 at Oak.) - A
140 Jamal Lewis, 2000-06	92 Ray Rice, 2012	31 Jamal Lewis (12/31/00 vs. Den.) - WC
85 Willis McGahee, 2008-10	47 Ray Rice, 2011	30 Ray Rice (1/12/13 at Den.) - D


MOST YARDAGE GAINED

CAREER	SEASON	GAME
1,079 Ray Rice, 2008-12	619 Jacoby Jones, 2012	*290 Jacoby Jones (2/3/13 at SF) - SB
907 Jacoby Jones, 2014, 2012	394 Ray Rice, 2012	181 Jermaine Lewis (1/20/02 at Pit.) - D
616 Anquan Boldin, 2010-12	380 Anquan Boldin, 2012	168 Jacoby Jones (1/10/15 at NE) - D

YARDS FROM SCRIMMAGE ALL 100-YARD GAMES

159	Ray Rice at NE, 1/10/10 - WC
146	Justin Forsett at NE, 1/10/15 - D
145	Anquan Boldin vs. Ind., 1/6/13 - WC
131	Ray Rice at Den., 1/12/13 - D
127	Ray Rice at Ind., 1/16/10 - D
125	Jamal Lewis vs. Den., 12/31/00 - WC
117	Ray Rice vs. Ind., 1/6/13 - WC
109	Terry Allen at Mia., 1/13/02 - WC
108	Todd Heap at KC, 1/9/11 - WC
106	Jamal Lewis at NYG, 1/28/01 - SB
104	Anquan Boldin at SF, 2/3/13 - SB
103	Bernard Pierce vs. Ind., 1/6/13 - WC
101	Steve Smith Sr. at Pit., 1/3/15 - WC
101	Anquan Boldin at NE, 1/22/12 - A
100	Jamal Lewis at Oak., 1/14/01 - A

Current Ravens in Bold



* Super Bowl Record

POSTSEASON DEFENSIVE RECORDS

TOP 5 CAREER INTERCEPTIONS

RANK	NAME (SEASONS)	NO	YDS	AVG	LG	TD
1	Reed, Ed (2008-12, 2006, 2003)	*9	168	18.7	64t	1
2	Starks, Duane (2000-01)	4	119	29.8	49t	1
3t	McAlister, Chris (2006, 2003, 2000-01)	3	22	7.3	18	0
	Webb, Lardarius (2014, 2009-12)	3	1	0.3	1	0
5t	Graham, Corey (2012)	2	39	19.5	39t	1
	Landry, Dawan (2008-10, 2006)	2	76	38.0	42	0
	Lewis, Ray (2008-12, 2006, 2003, 2000-01)	2	54	27.0	50t	1
	Sharper, Jamie (2000-01)	2	19	9.5	15	0
	Williams, Cary (2009-12)	2	41	20.5	41	0

50-YARD INT RETURNS

64t	Ed Reed at Mia., 1/4/09 - WC
56t	Will Demps vs. Ten., 1/3/04 - WC
50t	Ray Lewis at Ten., 1/7/01 - D

Current Ravens in Bold

*Ties NFL Postseason Record
(Ronnie Lott, Bill Simpson & Charlie Waters)

INTERCEPTIONS RECORDS

MOST INTERCEPTIONS

Career

- *9 Ed Reed, 2008-12, 2006, 2003
- 4 Duane Starks, 2000-01
- 3 Chris McAlister, 2006, 2003, 2000-01
- Lardarius Webb, 2014, 2010-12**

Game

- 2 Corey Graham (1/12/13 at Den.) - D
- Ed Reed (1/4/09 at Mia.) - WC
- Ed Reed (1/13/07 vs. Ind.) - D
- Duane Starks (1/14/01 at Oak.) - A
- Lardarius Webb (1/15/12 vs. Hou.) - D**
- 1 32 times, last by Daryl Smith (1/10/15 at NE) - D

MOST YARDS GAINED AFTER INTERCEPTIONS

Career

- 168 Ed Reed, 2008-12, 2006, 2003
- 119 Duane Starks, 2000-01
- 76 Dawan Landry, 2009-10, 2006

*Ties NFL Postseason Record

(Ronnie Lott, Bill Simpson & Charlie Waters)

Game

- 76 Ed Reed, 2 INTs, incl. a 64-yard TD (1/4/09 at Mia.) - WC
- 67 Dawan Landry, 42-yard INT & 25-yard lateral from Ed Reed (1/10/10 at NE) - WC
- 56t Will Demps (1/3/04 vs. Ten.) - WC

LONGEST INTERCEPTION RETURN

- 64t Ed Reed (1/4/09 at Mia.) - WC
- 56t Will Demps (1/3/04 vs. Ten.) - WC
- 50t Ray Lewis (1/7/01 at Ten.) - D

HIGHEST AVG. ON INTERCEPTION RETURNS

Career (min. 3)

- 29.8 Duane Starks (4-119), 2000-01
- 18.7 Ed Reed (9-168), 2008-12, 2006, 2003

MOST TDs ON INTERCEPTION RETURNS

Career

- 1 Will Demps (1/3/04 vs. Ten.) - WC
- Corey Graham (1/12/13 at Den.) - D
- Ray Lewis (1/7/01 at Ten.) - D
- Ed Reed (1/4/09 at Mia.) - WC
- Duane Starks (1/28/01 at NYG) - SB

TACKLES RECORDS

MOST TACKLES

Career

- 236 Ray Lewis, 2008-12, 2006, 2003, 2000-01
- 83 Terrell Suggs, 2014, 2008-12, 2006, 2003**
- 61 Dannell Ellerbe, 2009-12
- 52 Haloti Ngata, 2014, 2008-12, 2006
- 50 Ed Reed, 2008-12, 2006, 2003
- 40 Jamie Sharper, 2000-01

Game

- 23 Ray Lewis (1/13/07 vs. Ind.) - D
- 18 Ray Lewis (1/3/04 vs. Ten.) - WC
- 17 Ray Lewis (1/12/13 at Den.) - D
- 14 Jamie Sharper (1/20/02 at Pit.) - D

FUMBLES RECORDS

MOST FUMBLES

Career

- 6 **Joe Flacco, 2014, 2008-12**
- Ray Rice, 2008-12

Game

- 2 Ray Rice (1/6/13 vs. Ind.) - WC
- Jim Leonhard (1/18/09 at Pit.) - A

MOST FUMBLES LOST

Career

- 5 Ray Rice, 2008-12
- 3 **Joe Flacco, 2014, 2008-12**

Game

- 2 Ray Rice (1/6/13 vs. Ind.) - WC

MOST OPPONENTS FUMBLES RECOVERED

Career

- 2 Arthur Jones, 2010-12
- Jim Leonhard, 2008
- Terrell Suggs, 2014, 2008-12, 2006, 2003**

Game

- 1 17 times, last by Darian Stewart (1/3/15 at Pit.) - WC

MOST OPPONENTS FUMBLES FORCED

Career

- 6 Ray Lewis, 2008-12, 2006, 2003, 2000-01
- 4 **Terrell Suggs, 2014, 2008-12, 2006, 2003**

Game

- 2 Daryl Smith (1/3/15 at Pit.) - WC
- Ray Lewis (1/20/02 at Pit.) - D
- 1 24 times, last by **C.J. Mosley** (1/10/15 at NE) - D

LONGEST FUMBLE RETURN

Career

- 13t Cory Redding, 2010

Game

- 13t Cory Redding (1/15/11 at Pit.) - D

MOST TDs ON FUMBLE RETURNS (OPPONENT FUMBLE)

Career

- 1 Cory Redding, 2010

Game

- 1 Cory Redding (1/15/11 at Pit.) - D



SACKS RECORDS

MOST SACKS

Career

- 12.5 **Terrell Suggs, 2014, 2008-12, 2006, 2003**
- 6 Paul Kruger, 2009-12
- 6 Michael McCrary, 2000

Game

- 3 Michael McCrary (12/31/00 vs. Den.) - WC
- Terrell Suggs (1/15/11 at Pit.) - D**
- 2.5 Paul Kruger (1/6/13 vs. Ind.) - WC
- 2 7 times, last by Elvis Dumervil (1/3/15 at Pit.) - WC

MOST SACK YARDAGE

Career

- 79 **Terrell Suggs, 2014, 2008-12, 2006, 2003**
- 44 Michael McCrary, 2000-01
- 37.5 Paul Kruger, 2009-12

Game

- 23 Michael McCrary (12/31/00 vs. Den.) - WC
- 18 Elvis Dumervil (1/3/15 at Pit.) - WC
- Paul Kruger (1/6/13 vs. Ind.) - WC
- Terrell Suggs (1/15/11 at Pit.) - D**
- 17 **Terrell Suggs (1/18/09 at Pit.) - A**

POSTSEASON PUNT RETURN RECORDS

TOP 5 PUNT RETURN YARDS

RANK	NAME (SEASONS)	NO	FC	YDS	AVG	LG	TD
1	Lewis, Jermaine (2000-01)	16	11	224	14.0	88t	1
2	Jones, Jacoby (2014, 2012)	11	3	130	11.8	34	0
3	Leonhard, Jim (2008)	9	2	115	12.8	45	0
4	Webb, Lardarius (2014, 2009-12)	3	5	41	13.7	36	0
5	Carr, Chris (2009-11)	3	3	34	11.3	34	0

LONGEST PUNT RETURNS

88t	Jermaine Lewis at Pit., 1/20/02 - D
45	Jim Leonhard at Pit., 1/18/09 - A
38	Jermaine Lewis at Oak., 1/14/01 - A
36	Lardarius Webb at Pit., 1/15/11 - D
34	Jacoby Jones vs. Ind., 1/6/13 - WC
34	Chris Carr at NE, 1/10/10 - WC
34	Jermaine Lewis at NYG, 1/28/01 - SB

Current Ravens in Bold

PUNT RETURN RECORDS

MOST PUNT RETURNS

Career	
16	Jermaine Lewis, 2000-01
11	Jacoby Jones, 2014, 2012
Game	
6	Jim Leonhard (1/18/09 at Pit.) - A
4	Jacoby Jones (1/6/13 vs. Ind.) - WC
	Jermaine Lewis (12/31/00 vs. Den.) - WC

MOST FAIR CATCHES

Career	
11	Jermaine Lewis, 2000-01
5	Lardarius Webb, 2014, 2009-12
Game	
4	Jermaine Lewis (1/28/01 at NYG) - SB
	Lardarius Webb (1/15/12 vs. Hou.) - D
3	Chris Carr (1/16/10 at Ind.) - D
	Jermaine Lewis (1/7/01 at Ten.) - D

MOST YARDS GAINED ON PUNT RETURNS

Career	
224	Jermaine Lewis, 2000-01
130	Jacoby Jones, 2014, 2012
Game	
99	Jermaine Lewis (1/20/02 at Pit.) - D
65	Jim Leonhard (1/18/09 at Pit.) - A

LONGEST PUNT RETURN


88t	Jermaine Lewis (1/20/02 at Pit.) - D
45	Jim Leonhard (1/18/09 at Pit.) - A

HIGHEST AVERAGE

Career (min. 8 returns)	
14.0	Jermaine Lewis, 2000-01
12.8	Jim Leonhard, 2008
Game (min. 3 returns)	
33.0	Jermaine Lewis (3-99, 1/20/02 at Pit.) - D
19.3	Jermaine Lewis (3-58, 1/14/01 at Oak.) - A

MOST TOUCHDOWNS

Career	
1	Jermaine Lewis, 2000-01
Game	
1	Jermaine Lewis (1/20/02 at Pit.) - D



POSTSEASON KICKOFF RETURN RECORDS

TOP 5 CAREER KICKOFF RETURN YARDS

RANK	NAME (SEASONS)	NO	YDS	AVG	LG	TD
1	Jones, Jacoby (2014, 2012)	25	627	25.1	*108t	1
2	Lewis, Jermaine (2000-01)	11	293	26.6	84t	1
3	Parmele, Jalen (2009-10)	8	162	20.3	29	0
4	Ross, Cory (2006)	6	124	20.7	27	0
5	Zbikowski, Tom (2008-11)	5	118	23.6	31	0

KICKOFF RETURN RECORDS

MOST KICKOFF RETURNS

Career

25	Jacoby Jones, 2014, 2012
11	Jermaine Lewis, 2000-01

Game

6	Jacoby Jones (1/10/15 at NE) - D Cory Ross (1/13/07 vs. Ind.) - D
5	Jacoby Jones (1/3/15 at Pit.) - WC Jacoby Jones (2/3/13 at SF) - SB

MOST YARDS GAINED ON KICKOFF RETURNS

Career

627	Jacoby Jones, 2012
293	Jermaine Lewis, 2000-01

Game

206	Jacoby Jones (2/3/13 at SF) - SB
148	Jacoby Jones (1/10/15 at NE) - D
124	Cory Ross (1/13/07 vs. Ind.) - D

* NFL Postseason Record

LONGEST KICKOFF RETURN

*108t	Jacoby Jones (2/3/13 at SF) - SB
84t	Jermaine Lewis (1/28/01 at NYG) - SB

HIGHEST AVERAGE

Career (min. 5 returns)

26.6	Jermaine Lewis, 2000-01
25.1	Jacoby Jones, 2014, 2012

Game (min. 2 returns)

55.5	Jermaine Lewis (1/28/01 at NYG) - SB
41.2	Jacoby Jones (2/3/13 at SF) - SB
30.0	Jacoby Jones (1/6/13 vs. Ind.) - WC

MOST TOUCHDOWNS

Career

1	Jacoby Jones, 2014, 2012 Jermaine Lewis, 2000-01
---	---

Game

1	Jacoby Jones (2/3/13 at SF) - SB Jermaine Lewis (1/28/01 at NYG) - SB
---	--

LONGEST KICKOFF RETURNS

*108t	Jacoby Jones at SF, 2/3/13 - SB
84t	Jermaine Lewis at NYG, 1/28/01 - SB
38	Lardarius Webb at Pit., 1/15/11 - D
37	Jacoby Jones vs. Ind., 1/6/13 - WC
31	Tom Zbikowski at Mia., 1/4/09 - WC
30	Jacoby Jones at SF, 2/3/13 - SB
30	Tom Zbikowski at NE, 1/10/10 - WC

Current Ravens in Bold

* NFL Postseason Record

COMBINED KICK RETURN RECORDS

MOST COMBINED KICK RETURNS

CAREER

36	Jacoby Jones, 2014, 2012
27	Jermaine Lewis, 2000-01

SEASON

22	Jacoby Jones, 2012
16	Jermaine Lewis, 2000
14	Jacoby Jones, 2014

GAME

9	Jacoby Jones (1/10/15 at NE) - D
8	Cory Ross (1/13/07 vs. Ind.) - D
7	Jacoby Jones (2/3/13 at SF) - SB Jermaine Lewis (1/20/02 at Pit.) - D

MOST COMBINED KICK RETURN YARDAGE

CAREER

757	Jacoby Jones, 2014, 2012
517	Jermaine Lewis, 2000-01
162	Jalen Parmele, 2009-10

SEASON

472	Jacoby Jones, 2012
311	Jermaine Lewis, 2000
285	Jacoby Jones, 2014

GAME

234	Jacoby Jones (2/3/13 at SF) - SB
181	Jermaine Lewis (1/20/02 at Pit.) - D
168	Jacoby Jones (1/10/15 at NE) - D
154	Cory Ross (1/13/07 vs. Ind.) - D
145	Jermaine Lewis (1/28/01 at NYG) - SB

MOST COMBINED KICK RETURN TOUCHDOWNS

CAREER

2	Jermaine Lewis, 1 PR & 1 KOR, 2000-01
---	---------------------------------------

SEASON

1	Jacoby Jones, 1 KOR, 2012 Jermaine Lewis, 1 PR, 2001 Jermaine Lewis, 1 KOR, 2000
---	--

GAME

1	Jacoby Jones, 1 KOR (2/3/13 at SF) - SB Jermaine Lewis, 1 PR (1/20/02 at Pit.) - D Jermaine Lewis, 1 KOR (1/28/01 at NYG) - SB
---	--



POSTSEASON PUNTING RECORDS

TOP 3 CAREER GROSS PUNTING

RANK	NAME (SEASONS)	NO	YDS	AVG	TB	IN 20	LG	NET	BK
1	Koch, Sam (2014, 2008-12, 2006)	80	3,568	44.6	10	25	64	36.8	1
2	Richardson, Kyle (2000-01)	45	1,799	40.0	4	15	66	33.4	2
3	Zastudil, Dave (2003)	8	390	48.8	0	0	56	40.0	0

PUNTING RECORDS

MOST PUNTS

Career	80 Sam Koch, 2014, 2008-12, 2006
	45 Kyle Richardson, 2000-01
Game	10 Kyle Richardson (1/28/01 at NYG) - SB
	Kyle Richardson (12/31/00 vs. Den.) - WC
LONGEST PUNT	66 Kyle Richardson (12/31/00 vs. Den.) - WC
	64 Sam Koch (1/15/12 vs. Hou.) - D

HIGHEST GROSS PUNTING AVERAGE

Career (min. 8 punts)	48.8 Dave Zastudil, 2003
	44.6 Sam Koch, 2014, 2008-12, 2006
Game (min. 4 punts)	53.8 Sam Koch (1/15/11 at Pit.) - D
	50.3 Sam Koch (1/10/15 at NE) - D

HIGHEST NET PUNTING AVERAGE

Career (min. 8 punts)	40.0 Dave Zastudil, 2003
	36.8 Sam Koch, 2014, 2008-12, 2006
Game (min. 4 punts)	44.4 Sam Koch (1/15/12 vs. Hou.) - D
	43.3 Sam Koch (1/15/11 at Pit.) - D

MOST PUNTS INSIDE THE 20

Career	25 Sam Koch, 2014, 2008-12, 2006
	15 Kyle Richardson, 2000-01
Game	6 Sam Koch (1/12/13 at Den.) - D
	4 Kyle Richardson (1/28/01 at NYG) - SB
	Kyle Richardson (1/14/01 at Oak.) - A
	Kyle Richardson (12/31/00 vs. Den.) - WC

MOST PUNTS HAD BLOCKED

Career	2 Kyle Richardson, 2000-01
Game	2 Kyle Richardson (1/7/01 at Ten.) - D

LONGEST PUNTS

66	Kyle Richardson vs. Den., 12/31/00 - WC
64	Sam Koch vs. Hou., 1/15/12 - D
61	Sam Koch at Pit., 1/15/11 - D
60	Sam Koch vs. Ind., 1/6/13 - WC
59	Sam Koch at NE, 1/20/13 - A
59	Sam Koch at Ind., 1/16/10 - D
58	Sam Koch at Den., 1/12/13 - D
56	Sam Koch at SF, 2/3/13 - SB
56	Dave Zastudil vs. Ten., 1/3/04 - WC

LONGEST FIELD GOALS

52	Justin Tucker at Pit., 1/3/15 - WC
51	Matt Stover vs. Ind., 1/13/07 - D
48	Billy Cundiff vs. Hou., 1/15/12 - D
47	Justin Tucker at Den., 1/12/13 - D (2OT)
47	Matt Stover at NYG, 1/28/01 - SB
45	Justin Tucker at Pit., 1/3/15 - WC
43	Matt Stover vs. Ten., 1/3/04 - WC
43	Matt Stover at Ten., 1/10/09 - D
40	Matt Stover at Mia., 1/13/02 - WC

Current Ravens in Bold



Please see "Scoring Records" on the first page of the Postseason Records for the Ravens' postseason field goal and PAT records.

POSTSEASON TEAM RECORDS

WINS/LOSSES

ALL-TIME POSTSEASON RECORD

15-8

ALL-TIME POSTSEASON HOME RECORD

3-2

ALL-TIME POSTSEASON ROAD RECORD

10-6

ALL-TIME POSTSEASON NEUTRAL SITE RECORD

2-0 (Super Bowl XXXV & Super Bowl XLVII)

MOST CONSECUTIVE GAMES WON

5 2012-14, 2000-01

SCORING

MOST POINTS SCORED

38 1/12/13 at Den. - D (2OT)
34 2/3/13 at SF - SB
1/28/01 at NYG - SB

MOST POINTS ALLOWED

35 1/10/15 at NE - D; 1/12/13 at Den. - D (2OT)
31 2/3/13 at SF - SB
1/15/11 at Pit. - D

MOST POINTS SCORED, BOTH TEAMS

73 1/12/13 at Den. - D (2OT) (Bal. 38, Den. 35)
66 1/10/15 at NE - D (Bal. 31, NE 35)
65 2/3/13 at SF - SB (Bal. 34, SF 31)

FEWEST POINTS SCORED

3 1/16/10 at Ind. - D
6 1/13/07 vs. Ind. - D
10 1/20/02 at Pit. - D

FEWEST POINTS ALLOWED

3 1/13/02 at Mia. - WC
1/14/01 at Oak. - A
12/31/00 vs. Den. - WC

FEWEST POINTS SCORED, BOTH TEAMS

19 1/14/01 at Oak. - A (Bal. 16, Oak. 3)
21 1/13/07 vs. Ind. - D (Ind. 15, Bal. 6)
23 1/16/10 at Ind. - D (Ind. 20, Bal. 3)
1/10/09 at Ten. - D (Bal. 13, Ten. 10)
1/13/02 at Mia. - WC (Bal. 20, Mia. 3)

MOST POINTS OVERCOME TO WIN GAME

7 1/12/13 at Den. - D (trailed by 7, three times)
1/7/01 at Ten. - D (trailed 0-7, won 24-10)

LARGEST BLOWN LEAD TO LOSE GAME

14 1/10/15 at NE - D (led 14-0 & 28-14, lost 31-35)
1/15/11 at Pit. - D (led 21-7, lost 24-31)

MOST POINTS SCORED, EACH HALF

1ST

24 1/10/10 at NE - D

2ND

24 1/28/01 at NYG - SB

MOST POINTS SCORED, EACH QUARTER

1ST

24 1/10/10 at NE - WC

2ND

14 2/3/13 at SF - SB; 12/31/00 vs. Den. - WC

3RD

14 1/28/01 at NYG - SB

4TH

14 1/20/13 at NE - A; 1/7/01 at Ten. - D

OT

3 1/12/13 at Den. - D (2OT)

MOST POINTS ALLOWED, EACH QUARTER

1ST

14 1/12/13 at Den. - D (2OT)

2ND

14 1/16/10 at Ind. - D

3RD

17 2/3/13 at SF - SB

4TH

10 1/15/11 at Pit. - D

OT

None

MOST CONSECUTIVE GAMES SCORING

23 2014, 2008-12, 2006, 2003, 2000-01

MOST TDs

5 1/12/13 at Den. - D (2OT)

FEWEST TDs

0 1/16/10 at Ind. - D
1/13/07 vs. Ind. - D

MOST TDs BY OPPONENT

5 1/10/15 at NE - D; 1/12/13 at Den. - D (2OT)

FEWEST TDs BY OPPONENT

0 5 times, last 1/6/13 vs. Ind. - WC

MOST CONSECUTIVE GAMES SCORING TDs

10 2011-present; 2000-01, 2003

MOST (1-POINT) PATs

5 1/12/13 at Den. - D (2OT)

MOST (1-POINT) PATs BY OPPONENTS

5 1/10/15 at NE - D; 1/12/13 at Den. - D (2OT)

MOST (2-POINT) PATs

None

MOST (2-POINT) PATs BY OPPONENT

None

MOST FIELD GOALS ATTEMPTED

4 1/14/01 at Oak. - A

MOST FIELD GOALS MADE

3 1/3/15 at Pit. - WC
1/9/11 at KC - WC
1/14/01 at Oak. - A

MOST FIELD GOALS ATTEMPTED BY OPPONENT

5 1/13/07 vs. Ind. - D

MOST FIELD GOALS MADE BY OPPONENT

5 1/13/07 vs. Ind. - D

MOST SAFETIES

None

MOST SAFETIES BY OPPONENT

1 1/3/15 at Pit. - WC, 2/3/13 at SF - SB

FIRST DOWNS

MOST FIRST DOWNS

28 1/10/15 at NE - D
26 1/9/11 at KC - WC
25 1/20/13 at NE - A

FEWEST FIRST DOWNS

6 1/7/01 at Ten. - D
7 1/20/02 at Pit. - D
9 1/10/09 at Ten. - D

MOST FIRST DOWNS BY OPPONENT

30 1/12/13 at Den. - D (2OT)
29 1/10/15 at NE - D
28 1/20/13 at NE - A

FEWEST FIRST DOWNS BY OPPONENT

8 1/9/11 at KC - WC
9 1/13/02 at Mia. - WC
12/31/00 vs. Den. - WC

MOST FIRST DOWNS RUSHING

13 1/10/10 at NE - WC
12 1/13/02 at Mia. - WC
10 1/10/15 at NE - D

FEWEST FIRST DOWNS RUSHING

0 1/20/02 at Pit. - D
1 1/3/04 vs. Ten. - WC
2 1/15/12 vs. Hou. - D
1/15/11 at Pit. - D
1/16/10 at Ind. - D
1/7/01 at Ten. - D

MOST FIRST DOWNS RUSHING BY OPPONENT

11 1/20/02 at Pit. - D
1/7/01 at Ten. - D
10 1/3/04 at Ten. - D

FEWEST FIRST DOWNS RUSHING BY OPPONENT

1 1/18/09 at Pit. - A
1/13/02 at Mia. - WC
12/31/00 vs. Den. - WC

MOST FIRST DOWNS PASSING

19 1/9/11 at KC - WC
16 1/10/15 at NE - D
15 1/20/13 at NE - A

FEWEST FIRST DOWNS PASSING

3 1/10/10 at NE - WC
4 1/7/01 at Ten. - D
5 1/10/09 at Ten. - A
1/14/01 at Oak. - A

MOST FIRST DOWNS PASSING BY OPPONENT

22 1/10/15 at NE - D
19 1/20/13 at NE - A
16 1/6/13 vs. Ind. - WC
1/16/10 at Ind. - D
1/10/09 at Ten. - D

FEWEST FIRST DOWNS PASSING BY OPPONENT

2 1/9/11 at KC - WC
6 1/3/04 vs. Ten. - WC
1/13/02 at Mia. - WC
1/28/01 at NYG - SB

MOST FIRST DOWNS BY PENALTY

3 1/3/15 at Pit. - WC
1/12/13 at Den. - D (2OT)
1/9/11 at KC - WC
2 5 times, last 1/10/15 at NE - D

FEWEST FIRST DOWNS BY PENALTY

0 6 times, last 1/22/12 at NE - A

MOST FIRST DOWNS BY PENALTY BY OPPONENT

6 1/12/13 at Den. - D (2OT)
3 6 times, last 1/10/15 at NE - D

FEWEST FIRST DOWNS BY PENALTY BY OPPONENT

0 5 times, last 1/15/12 vs. Hou. - D

NET YARDS

MOST TOTAL NET YARDS (RUSHING AND PASSING)

479 1/12/13 at Den. - D (2OT)
439 1/6/13 vs. Ind. - WC
428 1/10/15 at NE - D

FEWEST TOTAL NET YARDS (RUSHING AND PASSING)

126 1/15/11 at Pit. - D
134 1/7/01 at Ten. - D
150 1/20/02 at Pit. - D

MOST TOTAL NET YARDS BY OPP. (RUSHING AND PASSING)

468 2/3/13 at SF - SB
428 1/20/13 at NE - A
422 1/10/15 at NE - D

FEWEST TOTAL NET YARDS BY OPP. (RUSHING AND PASSING)

151 1/13/02 at Mia. - WC
152 1/28/01 at NYG - SB
161 1/9/11 at KC - WC

RUSHING

MOST RUSHING ATTEMPTS

52 1/10/10 at NE - WC
50 1/13/02 at Mia. - WC
46 1/14/01 at Oak. - A

FEWEST RUSHING ATTEMPTS

11 1/20/02 at Pit. - D
16 1/3/04 vs. Ten. - WC
18 1/15/11 at Pit. - D

POSTSEASON TEAM RECORDS

MOST RUSHING ATTEMPTS BY OPPONENT

49 1/20/02 at Pit. - D
41 1/12/13 at Den. - D (2OT)
40 1/3/04 vs. Ten. - WC

FEWEST RUSHING ATTEMPTS BY OPPONENT

13 1/10/15 at NE - D
15 1/13/02 at Mia. - WC
16 1/28/01 at NYG - SB

MOST YARDS GAINED RUSHING

234 1/10/10 at NE - WC
226 1/13/02 at Mia. - WC
170 1/6/13 vs. Ind. - WC

FEWEST YARDS GAINED RUSHING

22 1/20/02 at Pit. - D
35 1/15/11 at Pit. - D
49 1/7/01 at Ten. - D

MOST YARDS GAINED RUSHING BY OPPONENT

182 2/3/13 at SF - SB
165 1/3/04 vs. Ten. - WC
154 1/20/02 at Pit. - D

FEWEST YARDS GAINED RUSHING BY OPPONENT

14 1/10/15 at NE - D
24 1/14/01 at Oak. - A
42 1/16/10 at Ind. - D
12/31/00 vs. Den. - WC

HIGHEST AVERAGE GAIN, RUSHING

5.4 1/6/13 vs. Ind. - WC, 32 for 172 yards
4.9 1/10/15 at NE - D, 28 for 136 yards
4.6 1/16/10 at Ind. - D, 19 for 87 yards
1/4/09 at Mia. - WC, 33 for 151 yards

LOWEST AVERAGE GAIN, RUSHING

1.7 1/10/09 at Ten. - D, 30 for 50 yards
1.9 1/15/11 at Pit. - D, 18 for 35 yards
2.0 1/20/02 at Pit. - D, 11 for 22 yards

HIGHEST AVERAGE GAIN, RUSHING BY OPPONENT

6.3 2/3/13 at SF - SB, 29 for 182 yards
5.7 1/9/11 at KC - WC, 19 for 108 yards
5.1 1/6/13 vs. Ind. - WC, 30 for 152 yards

LOWEST AVERAGE GAIN, RUSHING BY OPPONENT

1.1 1/10/15 at NE - D, 13 for 14 yards
1.4 1/14/01 at Oak. - A, 17 for 24 yards
1.7 1/16/10 at Ind. - D, 25 for 42 yards

MOST TDs RUSHING

4 1/10/10 at NE - WC
2 1/18/09 at Pit. - A
1/4/09 at Mia. - WC
12/31/00 vs. Den. - WC

FEWEST TDs RUSHING

0 10 times, last 1/10/15 at NE - D

MOST TDs RUSHING BY OPPONENT

2 4 times, last 2/3/13 at SF - SB
1 6 times, last 1/10/15 at NE - D

FEWEST TDs RUSHING BY OPPONENT

0 13 times, last 1/3/15 at Pit. - WC

PASSING

MOST PASSING ATTEMPTS

45 1/10/15 at NE - D
37 1/3/04 vs. Ten. - WC
1/20/02 at Pit. - D
36 1/20/13 at NE - A
1/22/12 at NE - A

FEWEST PASSING ATTEMPTS

10 1/10/10 at NE - WC
15 12/31/00 vs. Den. - WC
17 1/7/01 at Ten. - D

MOST PASSING ATTEMPTS BY OPPONENT

54 1/20/13 at NE - A; 1/6/13 vs. Ind. - WC
51 1/10/15 at NE - D
48 1/3/15 at Pit. - WC

FEWEST PASSING ATTEMPTS BY OPPONENT

18 1/9/11 at KC - WC
22 1/20/02 at Pit. - D
23 1/3/04 vs. Ten. - W

MOST PASS COMPLETIONS

28 1/10/15 at NE - D
25 1/9/11 at KC - WC
22 2/3/13 at SF - SB
1/22/12 at NE - A

FEWEST PASS COMPLETIONS

4 1/10/10 at NE - WC
5 1/7/01 at Ten. - D
9 3 times, last 1/4/09 at Mia. - WC

MOST PASS COMPLETIONS BY OPPONENT

34 1/10/15 at NE - D
33 1/3/15 at Pit. - WC
30 1/16/10 at Ind. - D

FEWEST PASS COMPLETIONS BY OPPONENT

9 1/9/11 at KC - WC
12 1/20/02 at Pit. - D
14 1/3/04 vs. Ten. - WC

MOST NET YARDS GAINED, PASSING

324 1/12/13 at Den. - D (2OT)
292 1/10/15 at NE - D
282 1/22/12 at NE - A

FEWEST NET YARDS GAINED, PASSING

34 1/10/10 at NE - WC
85 1/7/01 at Ten. - D
91 1/15/11 at Pit. - D

MOST NET YARDS GAINED, PASSING BY OPPONENT

408 1/10/15 at NE - D
320 1/20/13 at NE - A
319 1/3/15 at Pit. - WC

FEWEST NET YARDS GAINED, PASSING BY OPPONENT

53 1/9/11 at KC - WC
86 1/28/01 at NYG - SB
105 1/13/02 at Mia. - WC

MOST TIMES SACKED

5 1/15/12 vs. Hou. - D; 1/15/11 at Pit. - D
4 1/9/11 at KC - WC
3 5 times, last 1/22/12 at NE - A

FEWEST TIMES SACKED

0 1/10/15 at NE - D
1/10/10 at NE - WC
1/10/09 at Ten. - D
1/4/09 at Mia. - WC

MOST TIMES OPPONENTS SACKED

6 1/15/11 at Pit. - D
5 1/3/15 at Pit. - WC
12/31/00 vs. Den. - WC
4 3 times, last 1/18/09 at Pit. - A

FEWEST TIMES OPPONENTS SACKED

0 3 times, last 1/20/13 at NE - A
1 4 times, last 1/22/12 at NE - A

HIGHEST COMPLETION PERCENTAGE

73.5 1/9/11 at KC - WC, 25 of 34
66.7 2/3/13 at SF - SB, 22 of 33
1/13/02 vs. Mia. - WC, 12 of 18

HIGHEST COMPLETION PERCENTAGE BY OPPONENT

68.8 1/3/15 at Pit. - WC (33 of 48)
68.2 1/16/10 at Ind. - D (30 of 44)
66.7 1/10/15 at NE - D (34 of 51)

MOST TDs PASSING

4 1/10/15 at NE - D
3 2/3/13 at SF - SB
1/20/13 at NE - A
1/12/13 at Den. - D

MOST TDs PASSING BY OPPONENT

4 1/10/15 at NE - D
3 1/12/13 at Den. - D (2OT)
2 1/15/11 at Pit. - D
1/16/10 at Ind. - D
1/10/10 at NE - WC

MOST PASSES HAD INTERCEPTED

3 1/18/09 at Pit. - A
1/20/02 at Pit. - D
2 4 times, last 1/10/15 at NE - D

MOST OPPONENT PASSES INTERCEPTED

4 1/4/09 at Mia. - WC
1/28/01 at NYG - SB
1/14/01 at Oak. - A

PUNTING

MOST PUNTS

10 1/28/01 at NYG - SB
12/31/00 vs. Den. - WC
9 1/15/12 vs. Hou. - D

FEWEST PUNTS

2 1/3/15 at Pit. - WC, 1/9/11 at KC - WC
3 2/3/13 at SF - SB
4 6 times, last 1/10/15 at NE - D

MOST PUNTS BY OPPONENT

11 1/28/01 at NYG - SB
9 12/31/00 vs. Den. - WC
7 1/18/09 at Pit. - A; 1/14/01 at Oak. - A

FEWEST PUNTS BY OPPONENT

2 1/22/12 at NE - A
3 4 times, last 1/3/15 at Pit. - WC
4 4 times, last 1/6/13 vs. Ind. - WC

HIGHEST PUNTING AVERAGE

53.8 1/15/11 at Pit. - D
50.3 1/10/15 at NE - D
49.3 1/15/12 vs. Hou. - D

LOWEST PUNTING AVERAGE

24.5 1/3/15 at Pit. - WC
27.6 1/7/01 at Ten. - D
31.0 1/9/11 at KC - WC

HIGHEST PUNTING AVERAGE BY OPPONENT

53.3 1/10/09 at Ten. - D
53.0 2/3/13 at SF - SB
51.0 1/9/11 at KC - WC
48.8 1/12/13 at Den. - D (2OT)

LOWEST PUNTING AVERAGE BY OPPONENT

35.8 1/20/13 at NE - A
37.7 1/18/09 at Pit. - A
37.8 1/10/15 at NE - D; 1/7/01 at Ten. - D

PUNT RETURNS

MOST PUNT RETURNS

6 1/18/09 at Pit. - A
4 3 times, last 1/10/15 at NE - D
3 4 times, last 1/12/13 at Den. - D (2OT)

FEWEST PUNT RETURNS

0 3 times, last 1/3/15 at Pit. - WC
1 1/20/13 at NE - A
1/22/12 at NE - A
1/10/09 at Ten. - D
1/7/01 at Ten. - D

MOST PUNT RETURNS BY OPPONENT

6 1/15/12 vs. Hou. - D
1/3/04 vs. Ten. - WC
5 3 times, last 1/18/09 at Pit. - A

POSTSEASON TEAM RECORDS

FEWEST PUNT RETURNS BY OPPONENT

- 0 3 times, last 1/3/15 at Pit. - WC
- 1 2/3/13 at SF - SB; 1/10/10 at NE - WC
- 2 4 times, last 1/4/09 at Mia. - WC

MOST FAIR CATCHES

- 4 3 times, last 1/20/13 at NE - A
- 3 1/16/10 at Ind. - D
- 1/7/01 at Ten. - D

MOST FAIR CATCHES BY OPPONENT

- 3 1/10/09 at Ten. - D
- 1/28/01 at NYG - SB
- 2 1/12/13 at Den. - D (2OT); 1/10/10 at NE - WC

MOST YARDS, PUNT RETURNS

- 99 1/20/02 at Pit. - D
- 65 1/18/09 at Pit. - A
- 58 1/14/01 at Oak. - A

MOST YARDS, PUNT RETURNS BY OPPONENT

- 90 1/12/13 at Den. - D (2OT)
- 70 1/3/04 vs. Ten. - WC
- 67 1/20/02 at Pit. - D

HIGHEST AVERAGE, PUNT RETURNS

- 33.0 1/20/02 at Pit. - D
- 29.0 1/10/09 at Ten. - D
- 19.3 1/14/01 at Oak. - A

HIGHEST AVERAGE, PUNT RETURNS BY OPPONENT

- 32.0 2/3/13 at SF - SB
- 30.0 1/12/13 at Den. - D (2OT)
- 28.0 1/10/10 at NE - WC

MOST TDs ON PUNT RETURNS

- 1 1/20/02 at Pit. - D

MOST TDs ON PUNT RETURNS BY OPPONENT

- 1 1/12/13 at Den. - D (2OT)

KICKOFF RETURNS

MOST KICKOFF RETURNS

- 6 5 times, last 1/10/15 at NE - D

FEWEST KICKOFF RETURNS

- 1 4 times, last 1/22/12 at NE - A
- 2 6 times, last 1/6/13 vs. Ind. - WC

MOST KICKOFF RETURNS BY OPPONENT

- 7 1/28/01 at NYG - SB
- 6 1/10/10 at NE - WC
- 5 3 times, last 1/10/15 at NE - D

FEWEST KICKOFF RETURNS BY OPPONENT

- 0 1/6/13 vs. Ind. - WC
- 1 1/16/10 at Ind. - D
- 3 6 times, last 1/22/12 at NE - A

MOST YARDS, KICKOFF RETURNS

- 206 2/3/13 at SF - SB
- 148 1/10/15 at NE - D
- 124 1/13/07 vs. Ind. - D

FEWEST YARDS, KICKOFF RETURNS

- 15 1/10/09 at Ten. - D
- 20 1/22/12 at NE - A
- 22 1/13/02 at Mia. - WC

MOST YARDS, KICKOFF RETURNS BY OPPONENT

- 171 1/12/13 at Den. - D (2OT); 1/28/01 at NYG - SB
- 133 1/15/12 vs. Hou. - D
- 125 1/10/15 at NE - D

FEWEST YARDS, KICKOFF RETURNS BY OPPONENT

- 0 1/6/13 vs. Ind. - WC
- 14 1/16/10 at Ind. - D
- 43 12/31/00 vs. Den. - WC

HIGHEST AVERAGE, KICKOFF RETURNS

- 55.5 1/28/01 at NYG - SB
- 41.2 2/3/13 at SF - SB
- 30.0 1/6/13 vs. Ind. - WC

LOWEST AVERAGE, KICKOFF RETURNS

- 10.7 1/20/13 at NE - A
- 11.0 1/13/02 at Mia. - WC
- 11.5 12/31/00 vs. Den. - WC

HIGHEST AVERAGE, KICKOFF RETURNS BY OPPONENT

- 42.8 1/12/13 at Den. - D (2OT)
- 33.7 1/22/12 at NE - A
- 33.3 1/15/12 vs. Hou. - D

LOWEST AVERAGE, KICKOFF RETURNS BY OPPONENT

- 0.0 1/6/13 vs. Ind. - WC
- 13.8 1/7/01 at Ten. - D
- 14.0 1/16/10 at Ind. - D

MOST TDs ON KICKOFF RETURNS

- 1 2/3/13 at SF - SB; 1/28/01 at NYG - SB

MOST TDs ON KICKOFF RETURNS BY OPPONENT

- 1 1/12/13 at Den. - D (2OT); 1/28/01 at NYG - SB

MOST TDs ON KICKOFF RETURNS, BOTH TEAMS

- *2 1/28/01 at NYG - SB, Bal. (1), NYG (1)

* Super Bowl Record

FUMBLES

MOST FUMBLES

- 3 1/15/12 vs. Hou. - D
- 1/9/11 at KC - WC
- 1/16/10 at Ind. - D
- 1/18/09 at Pit. - A

FEWEST FUMBLES

- 0 1/10/09 at Ten. - D
- 1/7/01 at Ten. - D

MOST FUMBLES BY OPPONENT

- 5 1/10/09 at Ten. - D
- 3 4 times, last 1/15/12 vs. Hou. - D

FEWEST FUMBLES BY OPPONENT

- 0 4 times, last 1/16/10 at Ind. - D

MOST FUMBLES LOST

- 2 5 times, last 1/6/13 vs. Ind. - WC

FEWEST FUMBLES LOST

- 0 9 times, last 1/10/15 at NE - D

MOST FUMBLES LOST BY OPPONENT

- 2 4 times, last 1/15/11 at Pit. - D

FEWEST FUMBLES LOST BY OPPONENT

- 0 7 times, last 1/10/15 at NE - D

MOST FUMBLES RECOVERED, OWN

- 3 1/15/12 vs. Hou. - D
- 2 1/18/09 at Pit. - A
- 1/28/01 at NYG - SB
- 1 7 times, last 1/3/15 at Pit. - WC

MOST FUMBLES RECOVERED, OPPONENTS

- 2 1/10/09 at Ten. - D
- 1/13/02 at Mia. - WC
- 1 12 times, last 1/3/15 at Pit. - WC

MOST TDs, OWN FUMBLES RECOVERED

None

MOST TDs, OPPONENTS FUMBLES RECOVERED

- 1 1/15/11 at Pit. - D
- Cory Redding 13-yard FR-TD

TURNOVERS

MOST TURNOVERS

- 4 4 times, last 1/16/10 at Ind. - D

FEWEST TURNOVERS

- 0 6 times, last 1/20/13 at NE - A

MOST TURNOVERS BY OPPONENT

- 5 4 times, last 1/9/11 at KC - WC

FEWEST TURNOVERS BY OPPONENT

- 1 6 times, last 1/10/15 at NE - D

MOST TURNOVERS, BOTH TEAMS

- 7 1/9/11 at KC - WC, Bal. (2), KC (5)
- 1/14/01 at Oak. - A, Bal. (2), Oak. (5)
- 6 1/10/10 at NE - WC, Bal. (2), NE (4)
- 1/4/09 at Mia. - WC, Bal. (1), Mia. (5)
- 1/13/07 vs. Ind. - D, Bal. (4), Ind. (2)

MOST TDs BY RAVENS OFF TURNOVERS

- 1 6 times, last 1/12/13 at Den. - D (2OT)
- Corey Graham 39-yard INT-TD

MOST TDs BY OPPONENT OFF TURNOVERS

- 1 1/18/09 at Pit. - A
- Troy Polamalu 40-yard INT-TD

PENALTIES

FEWEST PENALTIES

- 0 1/15/12 vs. Hou. - D
- 2 3 times, last 1/3/15 at Pit. - WC
- 3 1/10/10 at NE - WC
- 4 12/31/00 vs. Den. - WC

MOST PENALTIES

- 10 1/14/01 at Oak. - A
- 9 1/6/13 vs. Ind. - WC
- 1/20/02 at Pit. - D
- 1/28/01 at NYG - SB

FEWEST PENALTIES BY OPPONENT

- 1 1/22/12 at NE - A
- 3 1/15/12 vs. Hou. - D
- 1/13/07 vs. Ind. - D
- 4 1/20/13 at NE - A
- 1/16/10 at Ind. - D
- 1/4/09 at Mia. - WC

MOST PENALTIES BY OPPONENT

- 12 1/10/09 at Ten. - D
- 10 1/12/13 at Den. - D (2OT)
- 9 1/15/11 at Pit. - D
- 8 1/3/15 at Pit. - WC

FEWEST PENALTIES, BOTH TEAMS

- 3 1/15/12, Bal. (0) vs. Hou. (3) - D
- 7 2/3/13, Bal. (2) at SF (5) - SB
- 1/22/12, Bal. (6) at NE (1) - A
- 1/9/11, Bal. (2) at KC (5) - WC

MOST PENALTIES, BOTH TEAMS

- 20 1/10/09, Bal. (8) at Ten. (12) - D
- 18 1/12/13, Bal. (8) at Den. (10) - D (2OT)
- 15 1/15/11, Bal. (6) at Pit. (9) - D
- 1/28/01, Bal. (9) at NYG (6) - SB
- 1/14/01, Bal. (10) at Oak. (5) - A

FEWEST YARDS PENALIZED

- 0 1/15/12 vs. Hou. - D
- 14 1/3/15 at Pit. - WC
- 15 1/10/10 at NE - WC

MOST YARDS PENALIZED

- 95 1/14/01 at Oak. - A
- 74 1/15/11 at Pit. - D
- 70 3 times, last 1/6/13 vs. Ind. - WC

FEWEST YARDS OPPONENT PENALIZED

- 5 1/22/12 at NE - A
- 19 1/13/07 vs. Ind. - D
- 20 1/15/12 vs. Hou. - D

POSTSEASON TEAM RECORDS

MOST YARDS OPPONENT PENALIZED

- 114 1/3/15 at Pit. - WC
- 93 1/15/11 at Pit. - D
- 89 1/10/09 at Ten. - D

FEWEST YARDS PENALIZED, BOTH TEAMS

- 20 1/15/12, Bal. (0) vs. Hou. (20) - D
- 38 1/22/12, Bal. (33) at NE (5) - A
- 53 2/3/13, Bal. (20) at SF (33) - SB

MOST YARDS PENALIZED, BOTH TEAMS

- 167 1/15/11, Bal. (74) at Pit. (93) - D
- 143 1/12/13, Bal. (56) at Den. (87) - D (2OT)
- 131 1/14/01, Bal. (95) at Oak. (36) - A

INTERCEPTIONS

MOST INTERCEPTIONS

- 4 1/4/09 at Mia. - WC
- 1/28/01 at NYG - SB
- 1/14/01 at Oak. - A

FEWEST INTERCEPTIONS

- 0 1/15/11 at Pit. - D
- 1/18/09 at Pit. - A
- 1 9 times, last 1/10/15 at NE - D

MOST INTERCEPTIONS BY OPPONENT

- 3 1/18/09 at Pit. - A
- 1/20/02 at Pit. - D
- 2 1/10/15 at NE - D
- 1/16/10 at Ind. - D
- 1/13/07 vs. Ind. - D
- 1/3/04 vs. Ten. - WC

FEWEST INTERCEPTIONS BY OPPONENT

- 0 13 times, last 1/3/15 at Pit. - WC

MOST CONSECUTIVE GAMES WITH INTERCEPTIONS

- 10 12/31/00 vs. Den. - WC
- through 1/10/09 at Ten. - D

MOST CONSECUTIVE GAMES WITH INTs BY OPPONENT

- 3 1/10/09 at Ten. - D
- through 1/16/10 at Ind. - D
- 1/20/02 at Pit. - D
- through 1/13/07 vs. Ind. - D

MOST INTERCEPTION YARDS

- 108 1/4/09 at Mia. - WC (4 INTs)
- 95 1/10/10 at NE - WC (3 INTs)
- 79 1/3/04 vs. Ten. - WC (3 INTs)

MOST INTERCEPTION YARDS BY OPPONENT

- 51 1/20/02 at Pit. - D (3 INTs)
- 47 1/18/09 at Pit. - A (3 INTs)
- 19 1/22/12 at NE - A (1 INT)

MOST TDs ON INTERCEPTIONS

- 1 1/12/13 at Den. - D (2OT) (Corey Graham)
- 1/4/09 at Mia. - WC (Ed Reed)
- 1/3/04 vs. Ten. - WC (Will Demps)
- 1/28/01 at NYG - SB (Duane Starks)
- 1/7/01 at Ten. - D (Ray Lewis)

MOST TDs ON INTERCEPTIONS BY OPPONENT

- 1 1/18/09 at Pit. - A (Troy Polamalu)



On Feb. 3, 2013, Baltimore defeated San Francisco, 34-31, in Super Bowl XLVII at the Mercedes-Benz Superdome in New Orleans. The victory clinched the Ravens' second Lombardi Trophy in 17 seasons. LB Ray Lewis (above right) closed out his storied NFL career alongside longtime teammate and fellow defensive starter S Ed Reed (above left).



On Jan. 12, 2013, the Ravens traveled to Denver for a Divisional Round matchup in which they knocked off the AFC's top seed in a 38-35 double-overtime thriller. CB Corey Graham (above) picked off two QB Peyton Manning passes, one of which he returned 39 yards for a touchdown.



In the Wild Card round at New England (1/10/10), RB Ray Rice ran 83 yards for a touchdown on the opening play from scrimmage, producing the second-longest rush in NFL postseason history. Rice finished with a Ravens' postseason record 159 rushing yards, adding 2 TDs, en route to a 33-14 victory.



Terrell Suggs

Brandon Williams



M&T BANK STADIUM

M&T Bank Stadium – without a doubt – is where NFL excitement begins any given Sunday. And that’s because Baltimore Ravens home games and M&T Bank Stadium have become synonymous with winning.

Since earning their first Super Bowl title in 2000, the Ravens have posted an impressive home record of 100-36, the NFL’s second-best winning percentage (.735) entering 2017.

Located at the south point of Camden Yards, M&T Bank Stadium stands as a premier NFL sports facility. Fans – proud of their Baltimore heritage – enjoy the latest technology, including stunning 4K ultra-high definition displays on the RavensVision video boards, a high-density Wi-Fi network and state-of-the-art concourse designs. Combined with these exclusive amenities, the game’s excitement gives fans, friends and families an opportunity to enjoy the day together. With a capacity of 71,008, this impressive structure draws its distinctive design from the best of Baltimore’s architecture.

Completed in 1998 at a cost of \$220 million, the stadium has 130 suites and 8,196 club seats. HOK architects designed both Oriole Park at Camden Yards and the Ravens’ home. The latter was completed in less than two years and funded through a combination of proceeds generated from debt service paid by lottery proceeds, the sale of tax-exempt revenue bonds and the Ravens.



Photo by David Wallace - Aerial Photography, Annapolis, MD

OTHER EVENTS HELD AT M&T BANK STADIUM



- Army-Navy Football – 2000, 2007, 2014, 2016
- Maryland vs. Georgia Tech Football – 1998
- Maryland vs. Navy Football – 2005, 2010
- Morgan State Football – 1998-2000
- Navy vs. Notre Dame Football – 2002, 2006, 2008
- Maryland vs. West Virginia Football – 2013
- Navy vs. Ohio State Football – 2014
- Maryland vs. Penn State Football – 2015
- Salisbury vs. Frostburg Football – 1999
- Baltimore Bayhawks Lacrosse – 2002 Season
- ACC Lacrosse Tournaments – 2005-06
- Day of Rivals Lacrosse Classic – 2009-10
- Inside Lacrosse Faceoff Classic – 2007-13
- NCAA Lacrosse Championships – '03, '04, '07, '10, '11, '14
- Calvert Hall-Loyola & City-Poly Football
- MPSSAA* State HS FB Champ. – 2002-15
- Chelsea vs. AC Milan International Soccer – 2009

- Man City vs. Inter Milan International Soccer – 2010
- Tottenham vs. Liverpool International Soccer – 2012
- CONCACAF Gold Cup – 2013, 2015
- Dew Tour – 2007-08
- Monster Jam – 2011-13
- HFSival – 1999 (Red Hot Chili Peppers), 2005 (Foo Fighters)
- Metallica “Summer Sanitarium Tour” – 2000
- Kenny Chesney Concert – 2008
- U2 360° Tour Concert – 2011
- Jay-Z/Justin Timberlake “Legends of The Summer” – 2013
- Jay-Z & Beyonce “On The Run” – 2014
- Billy Joel in Concert – 2015
- One Direction “On The Road Again” – 2015
- Beyonce “The Formation World Tour” – 2016
- Metallica “WorldWired Tour” – 2017

* Maryland Public Secondary Schools Athletic Association

M&T BANK STADIUM

M&T BANK STADIUM ENHANCEMENTS

The Baltimore Ravens are in the midst of a three-year, approximately \$120 million self-funded investment that will enhance the fan experience at M&T Bank Stadium. Demonstrating a continued commitment to create an exceptional gameday atmosphere, the improvements include new 4K ultra-high definition video displays, escalators and elevators to the upper deck, a new sound system and upgraded kitchen facilities.

“Not only will these improvements keep the stadium fresh, but they will enrich our gameday experience by delivering added convenience, entertainment and excitement,” Ravens president Dick Cass stated. “We constantly strive to create a ‘wow’ factor for our fans.”


The stadium, which originally cost \$220 million to build, opened in 1998. Since then, the Ravens have spent approximately \$100 million on past enhancements, including a \$45 million investment from 2013-15 to install Wi-Fi capabilities, advanced LED video displays, redesigned concession stands and upgraded concourses.

PHASE ONE

Construction on the first phase of improvements, which are estimated to cost \$32 million, is being fully funded by the Ravens. The following enhancements will be completed by the start of the 2017 NFL season:

Video Displays (*see rendering below*): Two dramatic, 4K ultra-high definition video displays, which double the width of the stadium’s previous standard HD boards, are positioned behind each end zone below the upper level. These new boards, measuring approximately 200 feet wide and 36 feet high, equal the highest resolution and clearest picture of any stadium video display in the United States.

To fully enhance the in-stadium video production, the Ravens have also expanded the audio/video control room and installed 4K cameras, lenses and control equipment. The Ravens have invested in 11 manned cameras and




additional robotic cameras, which provide fans with more angles of live action, statistics and replays than ever before.

Another improvement is the addition of new LED ribbon displays, which were installed around the seating bowl’s suite level. In total, the Ravens installed more than 28,000 square feet of video displays.

PHASES TWO AND THREE

Construction on the second and third phases will begin following the 2017 and 2018 NFL seasons, respectively. These improvements will include the following enhancements:

Escalators and Elevators: Escalators and elevators to the 500 level will be installed to improve crowd flow and ensure convenience for fans accessing seats in the upper level.



“Corner Notch” Suites & Video Boards (*see rendering above*): New suites will be built into each open notch of the stadium’s upper bowl. Large 4K ultra-high definition video boards, measuring approximately 33 feet wide and 44 feet high, will also be installed atop each of the four suites, providing fans with additional in-game content, NFL highlights/scores, statistics and fantasy information.

Club Level: All concession stands, restrooms and bar/lounge areas on the stadium’s club level will receive upgrades. These developments will enhance the area’s general design/comfort, audio/video capabilities, quality of service and food options.

Improved Kitchen Facilities: The stadium will undergo kitchen renovations and have an additional kitchen built, improving the quality of food and providing more options at concession stands throughout the entire venue.

Sound System: A new sound system in the seating bowl will be installed.

M&T BANK STADIUM



VIDEO SCREENS & WI-FI

• In 2017, the Baltimore Ravens made an investment to create a more immersive gameday experience for the fans at M&T Bank Stadium. Designed and created by Prismview, a Samsung Electronics Company, the updated and enhanced RavensVision high definition 4K video screens each measure 36 feet high and 201 feet wide. Each display is the equivalent of a 2,448-inch flat panel television. It would take over 1,000 40-inch flat screen TVs to equal one of these giant LED (light emitting diode) displays. Each display has extreme contrast face plastics combined with over 6 million individual LED pixels providing brilliant images in bright sunlight and during night events.

• The high definition resolution allows for some of the best graphics and game action video in the league, live game highlights from around the NFL, instant replays, scores, statistics, plus player updates and features.

• The two giant screens are made up of modular LED panels – 13 inches wide by 6.5 inches tall. Each of these premium LED modules contain 512 pixels, spaced only 10mm - 0.39" - apart. Due to the massive size of these displays, these panels were assembled from 50 sections. Each display weighs in at an amazing 76,500 pounds.

• In cooperation with WJHW, VPC and the Baltimore Ravens production team, BeckTV, a leader in broadcast design and installation, created a leading-edge production facility for M&T Bank Stadium. The brand-new control room includes state of the art systems for 4K/HD replay, graphics and cameras to help produce world class programming. In addition to 11 manned cameras, the Ravens have 15 robotic cameras contributing to the gameday production.

• The addition of four new LED ribbon boards on the Club Level and Suite Level fascias around M&T Bank Stadium further elevate the in-stadium atmosphere. These dynamic displays measure a combined 2,373 feet with almost three times the pixel resolution over the previous ribbon boards, providing amazing clarity throughout the stadium. This improvement adds excitement and aims to increase fan engagement.

• With over 28,000 square feet of total display area, the new RavensVision displays, corner displays and LED ribbons combine over 20 million pixels to create one of the most captivating experiences in the NFL. Capable of fully animated graphics and static images, these displays dazzle viewers and complement the on-field excitement.

• Two high definition video boards measuring 8 feet high and 30 feet wide were installed at the concourse entrances of Gates A and D in 2013. (Approximately 60 percent of fans enter Gate A for all stadium events.)

• During the 2015 offseason, the Ravens invested in a \$5 million project to install Wi-Fi access for fans at M&T Bank Stadium. Installation of this Wi-Fi system provides fans the ability to access their social media channels, check fantasy scores, post photos and videos, and follow game information.

• Additionally, in 2015, the Ravens installed the capability to show 360-degree replays with a newly-implemented and upgraded Intel freeD system. By using 38 cameras placed around the stadium, fans can view angles of action previously impossible to see. The Ravens were the first NFL franchise capable of providing 360-degree shots, and the technology won a Sports Emmy Award for best in Technical Achievement from Super Bowl 50.

M&T BANK STADIUM

SIGHTLINES

- Front row seating in the lower level is 6 feet above the grass playing field, high enough to eliminate any issue with obstructed views. In addition, the front row is only a short distance of 50 feet from the playing field sidelines and 20 feet from the back of the end zones.
- The distinct upper seating area includes open “notches” in each stadium corner, allowing spectacular views of downtown Baltimore.

SEATING

- With a seating capacity of 71,008, the stadium is substantially larger than its sister baseball park to the north. At 1.6 million square feet, it is nearly double Oriole Park at Camden Yards’ size. Seating for the disabled is located on every level.
- The 8,196 club seats at M&T Bank Stadium offer extra-wide comfort, plus VIP parking, access to the club lounges serving specialty foods, fully-staffed bars, concierge services and scenic views of downtown Baltimore.
- Each of the 130 suites at M&T Bank Stadium are between 20-24 ticketed suites. Each features upscale lounge furniture, a private kitchen, high-definition TVs, a private restroom, VIP parking and personal catering. Many other exclusive amenities and events are also available to suite owners.

AMENITIES/DESIGN

- As part of a two-year, \$35 million investment that began in 2013, the Ravens enhanced the fan experience at M&T Bank Stadium with improvements to video boards, concession stands and all concourses.
- All 16 lower concourse concession stands were upgraded, with these enhancements improving the speed of service, and also the freshness and quality of food, much of which is prepared directly in front of fans.
- Additional concession stand improvements included digital menu boards and full upgrades to all condiment counters. Renovations to the 24 upper concourse concession stands were completed prior to the 2014 NFL season.
- Additionally, in 2013 and 2014, all concourses were redesigned with a “Ravenized” theme, influenced by the brick and steel look of M&T Bank Stadium’s exterior and buildings on the Camden Yards complex. These features include support columns wrapped in brick, purple accent lighting and enhanced directional signage throughout each of the venue’s concourses.
- Extra-wide concourses (44-64 ft.) allow easier fan movement. Seven public elevators, numerous ramps and two escalators (to Club Level) assist the fan traffic.
- There are 44 concession stands, including 601 total points of sale, in the upper, lower and club levels with gameday fare, including Baltimore’s signature favorites, such as crab cakes.
- Club Level decor features a historical perspective of football in Baltimore highlighting great games, teams and players from the area’s rich football history.

TRANSPORTATION AND STADIUM SITE

- Located at 1101 Russell Street, M&T Bank Stadium is surrounded on all sides by the following elevated roadways: I-95 and the Hamburg St. bridge to the north; I-95 and I-395 (plus Light Rail line) to the east; the Ostend St. bridge to the south; and the Russell St. viaduct to the west.
- Fans can easily access the stadium using mass transit. The Light Rail has a drop-off point located directly outside Gate B and the subway system has stops within walking distance of the stadium.
- Parking in stadium lots, managed by SP+, (410) 347-9330, is limited to permit holders, but downtown garages are also available for gameday parking, just a short walk away. Parking in offsite lots can be reserved in advance with Parking Panda at baltimore Ravens.com/parking.
- For a safe and convenient ride, take advantage of the Uber Pickup Zone located at the Oriole Park Home Plate Plaza. When ready to request a ride, exit the stadium via Gate A and head up Ravens Walk towards Oriole Park and the Uber Pickup Zone at Home Plate Plaza, adjacent to Lot A.
- Tailgating is welcomed in select lots at M&T Bank Stadium. For complete Tailgate Lot information, call the Ravens’ Ticket Office at (410) 261-7283.



- In October 2002, after the passing of iconic QB Johnny Unitas, the Ravens erected a statue (left) of the Colts’ legend outside Gate A. The piece was sculpted by local artist Frederick Kail, who was commissioned by a grassroots group

that included donations from the Steve Bisciotti family, the Art Modell family, the Baltimore Orioles and numerous others. One of the signature elements of the bronze work is the famous black high tops – John’s favorite football shoe. Many Ravens fans touch the left shoe of the statue for good luck prior to every game.



- In 2014, the Ravens unveiled in this plaza area a second statue (left) – one of former LB Ray Lewis, another Baltimore icon and perhaps the greatest defender in NFL history. Original PSL season ticket holders also have the opportunity to locate

their names etched in one of two PSL Walls of Honor. These names are a tribute to the great Ravens football fans who have supported the team that has brought Baltimore and Maryland two Super Bowl Championships (2000 and 2012).

IN-GAME ENTERTAINMENT



MASCOT POE

The gameday experience at M&T Bank Stadium is designed to offer Ravens fans a festive and colorful atmosphere by providing a variety of entertainment and excitement. And it wouldn't be complete without the Ravens' fun-loving mascot, Poe. If you would like to book Poe to fly into your next function, please visit: www.baltimoreravens.com/mascots.



RAVENS CHEERLEADERS

The Ravens' cheerleading squad has 16 members on the dance team and 39 members on the stunt team. The cheerleading squad is the only NFL team with both a dance and co-ed stunt team. Cheerleaders also spend time in our community helping raise funds for charities and foundations in the Baltimore area. To schedule an appearance, visit: www.baltimoreravens.com/cheerleaders.



BALTIMORE'S MARCHING RAVENS

Over 150 musicians and crew members comprise Baltimore's Marching Ravens. John Ziemann directed the Colts' Marching Band, which evolved into the Ravens' current musical performers. BMR is deeply involved in charitable causes and raises funds to help support the Baltimore community. For information on scheduling these dynamic performers, visit: www.baltimoreravens.com/band.



LIVE RAVENS

The Ravens' live mascots, Rise and Conquer, live at the Maryland Zoo in Baltimore and can be visited by fans. Fans also have an opportunity to see the birds appear at home games and a number of different Ravens events throughout the calendar year. For more information, visit: www.baltimoreravens.com/mascots.



RAVENS RETURNED TO GRASS IN 2016



In May of 2016, the Ravens switched from artificial turf to natural grass at M&T Bank Stadium for the start of the 2016 season. As team president Dick Cass stated, "The players really wanted to play on grass, and that was a key consideration." Baltimore had natural grass in the stadium when it first opened in 1998, but then the Ravens changed to an artificial turf from Sportex Momentum Turf for the 2003 season, and then replaced that with a newer Shaw Momentum 51 turf prior to the start of 2010. The Ravens now play on this new strain of grass, developed on a sod farm in North Carolina, that is a mixture of Bermuda and some rye. Officials believe it is more robust than what was previously played on in the stadium. The Ravens also use special artificial lights/lamps to keep grass growing where the field is shaded, particularly during the winter months.

M&T BANK STADIUM



On May 21, 2014, M&T Bank and the Baltimore Ravens announced a 10-year, \$60 million extension of their partnership, which includes the continuation of naming rights to M&T Bank Stadium and an array of community-focused programs, including a new initiative focused on helping at-risk children in Baltimore.

The partnership, which began as a 15-year agreement in 2003 and was extended through 2027, has proven to reach far beyond the stadium and into the community through a range of joint initiatives.

“M&T Bank’s partnership with the Ravens isn’t about a name on a building – it’s about combining the strengths of our two teams to build a better, stronger Baltimore,” said the late M&T Bank president and COO Mark Czarnecki.

Founded in 1856, M&T Bank Corp. is one of the 20 largest U.S. commercial bank holding companies, with more than 650 branch offices, 1,500 ATMs and 15,000 employees in New York, Maryland, Pennsylvania, Washington, D.C., Virginia, West Virginia, New Jersey, Florida, Delaware and Toronto, Canada.

“Our partnership with M&T is based on shared values and has produced impact on both companies and this community,” said Ravens owner Steve Bisciotti. “This agreement is a natural extension of our strong relationship and mutual commitment to pursuing excellence and strengthening this region. We look forward to continuing to work with M&T and helping those in need.”

A component of the partnership was the initiative to establish a Judith P. Hoyer Early Child Care and Family Education Center (Judy Center), which provides comprehensive services to increase school readiness for at-risk children under age five and their families. The Judy Center is located at Arundel Elementary/Middle School in the Cherry Hill section of Baltimore City and is being organized through the Baltimore Community Foundation (BCF). The Ravens and M&T provided a total of \$600,000 in funding for the project.

Other community initiatives include the following:

M&T Bank Honor Rows:



Since 2003, M&T Bank and the Baltimore Ravens have honored over 11,000 young people from a range of organizations, including Big Brothers Big Sisters of the Greater Chesapeake, recognizing their outstanding volunteer work. For each Ravens home game, 100 young people receive tickets, Honor Rows t-shirts, a pre-game on-field visit and official in-game recognition on the RavensVision HD video screens.

M&T BANK STADIUM



M&T Bank Touchdown for Teachers:

The Touchdown for Teachers program recognizes local teachers for outstanding service to their schools and communities. Five finalists are chosen annually based on their involvement in the school or community, degree of positive impact and their demonstrated commitment to education. The 2017 grand prize was awarded to Antonio Mason, who is the third-grade English Language Arts (ELA) teacher at Hazelwood Elementary/Middle and is a three-time Teacher of the Year nominee for Baltimore City. The five nominated educators each received a personalized Ravens jersey and an award plaque. Mason was presented with a check for \$2,000 in grant funds by QB Joe Flacco (right), while the runners-up were awarded \$500 in grant funds.



Partnership Facts:

On gameday, M&T Bank is featured on an array of interior and exterior stadium signage and branding, seen by 71,008 fans and millions more on TV. As the Ravens' official bank, M&T Bank provides banking services through nine ATMs located throughout the stadium and an M&T booth on RavensWalk. The partnership is based on shared values and reaches far beyond the stadium and into the community through a range of joint initiatives combining the strengths of the two organizations to build a better, stronger Baltimore.



THE M&T ADVANTAGE

Simply put, the Baltimore Ravens have been dominant at home since the day they arrived in Charm City. Below are the Ravens' respective home records and corresponding NFL rankings during several periods.

RAVENS HOME RECORDS (NFL Rankings)

Time Period (Milestone)	Record	NFL Rank
Since 2010 (Past Seven Seasons)	42-14	4
Since 2008 (John Harbaugh Arrival)	54-18	3
Since 2000 (First Super Bowl Season)	100-36	2
Since 1998 (M&T Bank Stadium Opened)	108-44	3
Since 1996 (Team's Inception)	115-52-1	5


Under John Harbaugh, the Ravens are 54-18 in games played in Baltimore, ranking as the league's third-best home mark since the 2008 NFL campaign began.

NFL'S BEST REGULAR SEASON HOME RECORDS (John Harbaugh Era / 2008-16)

Rk.	Team	Record	Pct.
1.	New England Patriots	62-10	.861
2.	Green Bay Packers	55-16-1	.771
3.	Baltimore Ravens	54-18	.750
4.	Pittsburgh Steelers	52-20	.722
5.	Seattle Seahawks	49-23	.681



M&T BANK STADIUM: THE GOLD STANDARD



In 2013, the Ravens, in partnership with the Maryland Stadium Authority (MSA), earned a LEED-certified Gold designation for M&T Bank Stadium from the U.S. Green Building Council (USGBC).

LEED (Leadership in Energy and Environmental Design) strives to deliver energy- and water-efficient, healthy, environmentally-friendly, cost-savings buildings, homes and communities.

M&T Bank Stadium is the first existing outdoor professional sports facility in the United States – including all NFL and Major League Baseball stadiums – to receive USGBC's Gold rating. A LEED certification is recognized across the globe as the premier mark of achievement in green building.

IN THEIR OWN WORDS

"I'm pleased to celebrate the LEED-certified Gold designation with our World Champions. Working together, we're meeting some of the most ambitious energy reduction goals in the nation, fostering innovation and job creation that will lead to a better, more sustainable future for our children."

- **Former Maryland Governor Martin O'Malley**

"The Ravens attempt to set a standard in everything they do, both on and off the field. Working hard to stay green and sustainable at M&T Bank Stadium is another example of the Ravens doing the right thing in their community at a consistently-high level."

- **NFL Commissioner Roger Goodell**

"In conjunction with and support from the Maryland Stadium Authority, the Ravens wanted to step forward as a leader in the stadium industry by pushing the envelope with efficiency and sustainability. Our staff, headed by Roy Sommerhof, used creative strategies that produced significant energy and maintenance efficiencies and cost savings."

- **Baltimore Ravens President Dick Cass**

"Achieving LEED status does more than showcase our commitment to the environment. This standard of excellence enhances the value of our stadium. For many sports and entertainment entities, sustainability is a key factor in selecting venues. This designation improves our chances to attract these events."

- **Maryland Stadium Authority Chairman John Morton III**

SUSTAINABILITY FACTS ABOUT M&T BANK STADIUM

- The stadium's efficient irrigation system and adaptive vegetation reduces 30% of its potable water for outside irrigation.
- Electricity at the stadium was reduced from 15,952,984 kilowatt hours in 2005 to 10,881,579 in 2012.
- The electricity savings of 5,071,405 kilowatt hours can heat about 440 homes for a year.
- Installation of waterless urinals & water-efficient restroom fixtures saves the stadium over 3 million gallons of water per year.
- 43% water reduction with the installation of over 400 waterless urinals.
- 38% of M&T Bank Stadium staff use alternative transportation to work, contributing to the stadium's carbon footprint reduction of 123,070 metric tons of greenhouse gas emissions per year.
- 71% of regularly-occupied spaces have access to outdoor views of Baltimore.
- The stadium is 27% above the national average in energy efficiency.
- The stadium recycles 31% of its regular waste.

Ravens president Dick Cass (left) and former Maryland governor Martin O'Malley (right) accept the LEED-certified Gold designation from Jason Hartke (center) of the U.S. Green Building Council.



M&T BANK STADIUM MAP

M&T Bank
STADIUM



GAMEDAY BROADCAST TEAM



Pictured above is the Ravens' radio team of Gerry Sandusky (above at left) and Stan White (at right). The duo brings a wealth of knowledge to game broadcasts on WBAL Radio 1090 AM and 98Rock WIYY FM (and streamed live on baltimore Ravens.com).

New for 2017, Ravens preseason games will be called by Sandusky, the "Voice of the Ravens," with analysis provided by former Ravens head coach and Super Bowl XXXV Champion Brian Billick and sideline reporting from CBS Sports' Evan Washburn. Preseason games will air on WBAL-TV, WJLA (Washington, D.C.), WGAL (Harrisburg, Pa.), WFXR (Roanoke, Va.), WWCW (Roanoke, Va.), WMDT (Delmarva area) and KFVE (Honolulu, Hawaii), and will be simulcast on WBAL Radio and 98Rock.

All Ravens games can be heard on 98Rock WIYY (97.9 FM), WBAL 1090 AM, baltimore Ravens.com and on 23 regional affiliates (listed below). This network broadcasts each Ravens game and spans four states – Maryland, Pennsylvania, Delaware and Virginia – and Washington, D.C. Sandusky, WBAL-TV 11's sports director, gives the play-by-play for the broadcast team. White, a former NFL standout for the Baltimore Colts and Detroit Lions, is regarded as one of the top NFL analysts.

RAVENS RADIO AFFILIATES

MARYLAND

Annapolis

WNAV • 1430 AM

Cambridge

WCEM • 106.3 FM/1240 AM

Cumberland

WCBC • 107.1 FM

Frederick

WFMD • 930 AM

Hagerstown

WARK • 1490 AM/98.9 FM

Pocomoke City

WGOP • 540 AM

WBEG • 97.9 FM

Rehoboth Beach/Ocean City

WGMD • 92.7 FM

Salisbury

WTGM • 960 AM

Thurmont

WTHU • 1450 AM

Westminster

WTTR • 1470 AM

PENNSYLVANIA

Jersey Shore

WEJS • 1600 AM

Williamsport

WYLC • 1050 AM
92.7 FM & 104.1 FM

York

WSBA • 910 AM
WRWM • 93.9 FM

DELAWARE

Newark

WWTX • 1290 AM

WASHINGTON, D.C.

iHeart Media • 104.7 FM

VIRGINIA

Richmond

WNTW • 820 AM

Portsmouth

WHKT • 1650 AM



RAVENS RADIO LOCKER ROOM SHOW runs 30 minutes after each Ravens game throughout the season. This gameday wrap-up features the live post-game press conferences of head coach John Harbaugh (pictured above with play-by-play announcer Gerry Sandusky) and is followed by several player interviews. The show is hosted by Stan White in the Ravens' locker room.

TURN ON. TUNE IN. TEAM UP WITH THE RAVENS



PRESENTED BY



Ravens Report is the flagship program of the Baltimore Ravens that showcases life in the NFL. This magazine-style show features behind-the-scenes access to players and coaches as they prepare for each week's opponent.

SATURDAY 7:00 PM



See the plays, hear the sideline conversations and feel the hits on Ravens Wired, the only behind-the-scenes show featuring a Ravens player wired for sound during each week's game. Go behind the bench for in-game adjustments and inside the locker room for Head Coach John Harbaugh's post-game speech.

SATURDAY 7:30 PM



PRESENTED BY



Our panel tackles the latest headlines and hottest topics in this weekly studio show. Each episode features a special guest, including prominent sports media, front office staff, players or other Ravens insiders.

AFTER SATURDAY NIGHT LIVE



ALSO AIRING ON:
WGAL • NEWSCHANNEL 8 • WJLA • WMDT • WWCW • WFXR

BROUGHT TO YOU BY



RAVENS PRODUCTIONS

2017 NFL REGULAR SEASON SCHEDULE

ALL TIMES EASTERN

WEEK 1

THURSDAY, SEPTEMBER 7

Kansas City Chiefs at New England Patriots 8:30p

SUNDAY, SEPTEMBER 10

New York Jets at Buffalo Bills 1:00p

Atlanta Falcons at Chicago Bears 1:00p

Baltimore Ravens at Cincinnati Bengals 1:00p

Pittsburgh Steelers at Cleveland Browns 1:00p

Arizona Cardinals at Detroit Lions 1:00p

Jacksonville Jaguars at Houston Texans 1:00p

Tampa Bay Buccaneers at Miami Dolphins 1:00p

Oakland Raiders at Tennessee Titans 1:00p

Philadelphia Eagles at Washington Redskins 1:00p

Indianapolis Colts at Los Angeles Rams 4:05p

Seattle Seahawks at Green Bay Packers 4:25p

Carolina Panthers at San Francisco 49ers 4:25p

New York Giants at Dallas Cowboys 8:30p

MONDAY, SEPTEMBER 11

New Orleans Saints at Minnesota Vikings 7:10p

Los Angeles Chargers at Denver Broncos 10:20p

WEEK 2

THURSDAY, SEPTEMBER 14

Houston Texans at Cincinnati Bengals 8:25p

SUNDAY, SEPTEMBER 17

Cleveland Browns at Baltimore Ravens 1:00p

Buffalo Bills at Carolina Panthers 1:00p

Arizona Cardinals at Indianapolis Colts 1:00p

Tennessee Titans at Jacksonville Jaguars 1:00p

Philadelphia Eagles at Kansas City Chiefs 1:00p

New England Patriots at New Orleans Saints 1:00p

Minnesota Vikings at Pittsburgh Steelers 1:00p

Chicago Bears at Tampa Bay Buccaneers 1:00p

Miami Dolphins at Los Angeles Chargers 4:05p

New York Jets at Oakland Raiders 4:05p

Dallas Cowboys at Denver Broncos 4:25p

Washington Redskins at Los Angeles Rams 4:25p

San Francisco 49ers at Seattle Seahawks 4:25p

Green Bay Packers at Atlanta Falcons 8:30p

MONDAY, SEPTEMBER 18

Detroit Lions at New York Giants 8:30p

WEEK 3

THURSDAY, SEPTEMBER 21

Los Angeles Rams at San Francisco 49ers 8:25p

SUNDAY, SEPTEMBER 24

Baltimore Ravens at Jacksonville Jaguars (London) 9:30a

Denver Broncos at Buffalo Bills 1:00p

New Orleans Saints at Carolina Panthers 1:00p

Pittsburgh Steelers at Chicago Bears 1:00p

Atlanta Falcons at Detroit Lions 1:00p

Cleveland Browns at Indianapolis Colts 1:00p

Tampa Bay Buccaneers at Minnesota Vikings 1:00p

Houston Texans at New England Patriots 1:00p

Miami Dolphins at New York Jets 1:00p

New York Giants at Philadelphia Eagles 1:00p

Seattle Seahawks at Tennessee Titans 4:05p

Cincinnati Bengals at Green Bay Packers 4:25p

Kansas City Chiefs at Los Angeles Chargers 4:25p

Oakland Raiders at Washington Redskins 8:30p

MONDAY, SEPTEMBER 25

Dallas Cowboys at Arizona Cardinals 8:30p

WEEK 4

THURSDAY, SEPTEMBER 28

Chicago Bears at Green Bay Packers 8:25p

SUNDAY, OCTOBER 1

New Orleans Saints at Miami Dolphins (London) 9:30a

Buffalo Bills at Atlanta Falcons 1:00p

Pittsburgh Steelers at Baltimore Ravens 1:00p

Cincinnati Bengals at Cleveland Browns 1:00p

Los Angeles Rams at Dallas Cowboys 1:00p

Tennessee Titans at Houston Texans 1:00p

Detroit Lions at Minnesota Vikings 1:00p

Carolina Panthers at New England Patriots 1:00p

Jacksonville Jaguars at New York Jets 1:00p

San Francisco 49ers at Arizona Cardinals 4:05p

Philadelphia Eagles at Los Angeles Chargers 4:05p

New York Giants at Tampa Bay Buccaneers 4:05p

Oakland Raiders at Denver Broncos 4:25p

Indianapolis Colts at Seattle Seahawks 8:30p

MONDAY, OCTOBER 2

Washington Redskins at Kansas City Chiefs 8:30p

WEEK 5

(BYES: ATL, DEN, NO, WAS)

THURSDAY, OCTOBER 5

New England Patriots at Tampa Bay Buccaneers 8:25p

SUNDAY, OCTOBER 8

Buffalo Bills at Cincinnati Bengals 1:00p

New York Jets at Cleveland Browns 1:00p

Carolina Panthers at Detroit Lions 1:00p

San Francisco 49ers at Indianapolis Colts 1:00p

Tennessee Titans at Miami Dolphins 1:00p

Los Angeles Chargers at New York Giants 1:00p

Arizona Cardinals at Philadelphia Eagles 1:00p

Jacksonville Jaguars at Pittsburgh Steelers 1:00p

Seattle Seahawks at Los Angeles Rams 4:05p

Baltimore Ravens at Oakland Raiders 4:05p

Green Bay Packers at Dallas Cowboys 4:25p

Kansas City Chiefs at Houston Texans * 8:30p

MONDAY, OCTOBER 9

Minnesota Vikings at Chicago Bears 8:30p

WEEK 6

(BYES: BUF, CIN, DAL, SEA)

THURSDAY, OCTOBER 12

Philadelphia Eagles at Carolina Panthers 8:25p

SUNDAY, OCTOBER 15

Miami Dolphins at Atlanta Falcons 1:00p

Chicago Bears at Baltimore Ravens 1:00p

Cleveland Browns at Houston Texans 1:00p

Green Bay Packers at Minnesota Vikings 1:00p

Detroit Lions at New Orleans Saints 1:00p

New England Patriots at New York Jets 1:00p

San Francisco 49ers at Washington Redskins 1:00p

Tampa Bay Buccaneers at Arizona Cardinals 4:05p

Los Angeles Rams at Jacksonville Jaguars 4:05p

Pittsburgh Steelers at Kansas City Chiefs 4:25p

Los Angeles Chargers at Oakland Raiders 4:25p

New York Giants at Denver Broncos * 8:30p

MONDAY, OCTOBER 16

Indianapolis Colts at Tennessee Titans 8:30p

2017 NFL REGULAR SEASON SCHEDULE

ALL TIMES EASTERN

WEEK 7

(BYES: DET, HOU)

THURSDAY, OCTOBER 19

Kansas City Chiefs at Oakland Raiders 8:25p

SUNDAY, OCTOBER 22

Tampa Bay Buccaneers at Buffalo Bills 1:00p

Carolina Panthers at Chicago Bears 1:00p

Tennessee Titans at Cleveland Browns 1:00p

New Orleans Saints at Green Bay Packers 1:00p

Jacksonville Jaguars at Indianapolis Colts 1:00p

Arizona Cardinals at Los Angeles Rams (London) 1:00p

New York Jets at Miami Dolphins 1:00p

Baltimore Ravens at Minnesota Vikings 1:00p

Cincinnati Bengals at Pittsburgh Steelers 1:00p

Dallas Cowboys at San Francisco 49ers 4:05p

Denver Broncos at Los Angeles Chargers 4:25p

Seattle Seahawks at New York Giants 4:25p

Atlanta Falcons at New England Patriots * 8:30p

MONDAY, OCTOBER 23

Washington Redskins at Philadelphia Eagles 8:30p

WEEK 8

(BYES: ARI, GB, JAX, LAR, NYG, TEN)

THURSDAY, OCTOBER 26

Miami Dolphins at Baltimore Ravens 8:25p

SUNDAY, OCTOBER 29

Minnesota Vikings at Cleveland Browns (London) 9:30a

Oakland Raiders at Buffalo Bills 1:00p

Indianapolis Colts at Cincinnati Bengals 1:00p

Los Angeles Chargers at New England Patriots 1:00p

Chicago Bears at New Orleans Saints 1:00p

Atlanta Falcons at New York Jets 1:00p

San Francisco 49ers at Philadelphia Eagles 1:00p

Carolina Panthers at Tampa Bay Buccaneers 1:00p

Houston Texans at Seattle Seahawks 4:05p

Dallas Cowboys at Washington Redskins 4:25p

Pittsburgh Steelers at Detroit Lions * 8:30p

MONDAY, OCTOBER 30

Denver Broncos at Kansas City Chiefs 8:30p

WEEK 9

(BYES: CHI, CLE, LAC, MIN, NE, PIT)

THURSDAY, NOVEMBER 2

Buffalo Bills at New York Jets 8:25p

SUNDAY, NOVEMBER 5

Atlanta Falcons at Carolina Panthers 1:00p

Indianapolis Colts at Houston Texans 1:00p

Cincinnati Bengals at Jacksonville Jaguars 1:00p

Tampa Bay Buccaneers at New Orleans Saints 1:00p

Los Angeles Rams at New York Giants 1:00p

Denver Broncos at Philadelphia Eagles 1:00p

Baltimore Ravens at Tennessee Titans 1:00p

Arizona Cardinals at San Francisco 49ers 4:05p

Washington Redskins at Seattle Seahawks 4:05p

Kansas City Chiefs at Dallas Cowboys 4:25p

Oakland Raiders at Miami Dolphins * 8:30p

MONDAY, NOVEMBER 6

Detroit Lions at Green Bay Packers 8:30p

WEEK 10

(BYES: BAL, KC, OAK, PHI)

THURSDAY, NOVEMBER 9

Seattle Seahawks at Arizona Cardinals 8:25p

SUNDAY, NOVEMBER 12

New Orleans Saints at Buffalo Bills 1:00p

Green Bay Packers at Chicago Bears 1:00p

Cleveland Browns at Detroit Lions 1:00p

Pittsburgh Steelers at Indianapolis Colts 1:00p

Los Angeles Chargers at Jacksonville Jaguars 1:00p

New York Jets at Tampa Bay Buccaneers 1:00p

Cincinnati Bengals at Tennessee Titans 1:00p

Minnesota Vikings at Washington Redskins 1:00p

Houston Texans at Los Angeles Rams 4:05p

Dallas Cowboys at Atlanta Falcons 4:25p

New York Giants at San Francisco 49ers 4:25p

New England Patriots at Denver Broncos * 8:30p

MONDAY, NOVEMBER 13

Miami Dolphins at Carolina Panthers 8:30p

WEEK 11

(BYES: CAR, IND, MIA, NYJ, SF, TB)

THURSDAY, NOVEMBER 16

Tennessee Titans at Pittsburgh Steelers 8:25p

SUNDAY, NOVEMBER 19

Detroit Lions at Chicago Bears 1:00p

Jacksonville Jaguars at Cleveland Browns 1:00p

Baltimore Ravens at Green Bay Packers 1:00p

Arizona Cardinals at Houston Texans 1:00p

Los Angeles Rams at Minnesota Vikings 1:00p

Washington Redskins at New Orleans Saints 1:00p

Kansas City Chiefs at New York Giants 1:00p

Buffalo Bills at Los Angeles Chargers 4:05p

Cincinnati Bengals at Denver Broncos 4:25p

New England Patriots at Oakland Raiders (Mexico City) 4:25p

Philadelphia Eagles at Dallas Cowboys * 8:30p

MONDAY, NOVEMBER 20

Atlanta Falcons at Seattle Seahawks 8:30p

WEEK 12

THURSDAY, NOVEMBER 23

Minnesota Vikings at Detroit Lions 12:30p

Los Angeles Chargers at Dallas Cowboys 4:30p

New York Giants at Washington Redskins 8:30p

SUNDAY, NOVEMBER 26

Tampa Bay Buccaneers at Atlanta Falcons 1:00p

Cleveland Browns at Cincinnati Bengals 1:00p

Tennessee Titans at Indianapolis Colts 1:00p

Buffalo Bills at Kansas City Chiefs 1:00p

Miami Dolphins at New England Patriots 1:00p

Carolina Panthers at New York Jets 1:00p

Chicago Bears at Philadelphia Eagles 1:00p

New Orleans Saints at Los Angeles Rams 4:05p

Seattle Seahawks at San Francisco 49ers 4:05p

Jacksonville Jaguars at Arizona Cardinals 4:25p

Denver Broncos at Oakland Raiders 4:25p

Green Bay Packers at Pittsburgh Steelers * 8:30p

MONDAY, NOVEMBER 27

Houston Texans at Baltimore Ravens 8:30p

2017 NFL REGULAR SEASON SCHEDULE

ALL TIMES EASTERN

WEEK 13

THURSDAY, NOVEMBER 30

Washington Redskins at Dallas Cowboys 8:25p

SUNDAY, DECEMBER 3

Minnesota Vikings at Atlanta Falcons 1:00p

Detroit Lions at Baltimore Ravens 1:00p

New England Patriots at Buffalo Bills 1:00p

San Francisco 49ers at Chicago Bears 1:00p

Tampa Bay Buccaneers at Green Bay Packers 1:00p

Indianapolis Colts at Jacksonville Jaguars 1:00p

Denver Broncos at Miami Dolphins 1:00p

Carolina Panthers at New Orleans Saints 1:00p

Kansas City Chiefs at New York Jets 1:00p

Houston Texans at Tennessee Titans 1:00p

Cleveland Browns at Los Angeles Chargers 4:05p

Los Angeles Rams at Arizona Cardinals 4:25p

New York Giants at Oakland Raiders 4:25p

Philadelphia Eagles at Seattle Seahawks * 8:30p

MONDAY, DECEMBER 4

Pittsburgh Steelers at Cincinnati Bengals 8:30p

WEEK 14

THURSDAY, DECEMBER 7

New Orleans Saints at Atlanta Falcons 8:25p

SUNDAY, DECEMBER 10

Indianapolis Colts at Buffalo Bills 1:00p

Minnesota Vikings at Carolina Panthers 1:00p

Chicago Bears at Cincinnati Bengals 1:00p

Green Bay Packers at Cleveland Browns 1:00p

San Francisco 49ers at Houston Texans 1:00p

Seattle Seahawks at Jacksonville Jaguars 1:00p

Oakland Raiders at Kansas City Chiefs 1:00p

Detroit Lions at Tampa Bay Buccaneers 1:00p

Tennessee Titans at Arizona Cardinals 4:05p

New York Jets at Denver Broncos 4:05p

Washington Redskins at Los Angeles Chargers 4:05p

Philadelphia Eagles at Los Angeles Rams 4:25p

Dallas Cowboys at New York Giants 4:25p

Baltimore Ravens at Pittsburgh Steelers * 8:30p

MONDAY, DECEMBER 11

New England Patriots at Miami Dolphins 8:30p

WEEK 15

THURSDAY, DECEMBER 14

Denver Broncos at Indianapolis Colts 8:25p

SATURDAY, DECEMBER 16

Chicago Bears at Detroit Lions 4:30p

Los Angeles Chargers at Kansas City Chiefs 8:25p

SUNDAY, DECEMBER 17

Miami Dolphins at Buffalo Bills 1:00p

Green Bay Packers at Carolina Panthers 1:00p

Baltimore Ravens at Cleveland Browns 1:00p

Houston Texans at Jacksonville Jaguars 1:00p

Cincinnati Bengals at Minnesota Vikings 1:00p

New York Jets at New Orleans Saints 1:00p

Philadelphia Eagles at New York Giants 1:00p

Arizona Cardinals at Washington Redskins 1:00p

Los Angeles Rams at Seattle Seahawks 4:05p

New England Patriots at Pittsburgh Steelers 4:25p

Tennessee Titans at San Francisco 49ers 4:25p

Dallas Cowboys at Oakland Raiders * 8:30p

MONDAY, DECEMBER 18

Atlanta Falcons at Tampa Bay Buccaneers 8:30p

WEEK 16

SATURDAY, DECEMBER 23

Indianapolis Colts at Baltimore Ravens 4:30p

Minnesota Vikings at Green Bay Packers 8:30p

SUNDAY, DECEMBER 24

Tampa Bay Buccaneers at Carolina Panthers 1:00p

Cleveland Browns at Chicago Bears 1:00p

Detroit Lions at Cincinnati Bengals 1:00p

Miami Dolphins at Kansas City Chiefs 1:00p

Buffalo Bills at New England Patriots 1:00p

Atlanta Falcons at New Orleans Saints 1:00p

Los Angeles Chargers at New York Jets 1:00p

Los Angeles Rams at Tennessee Titans 1:00p

Denver Broncos at Washington Redskins 1:00p

Jacksonville Jaguars at San Francisco 49ers 4:05p

New York Giants at Arizona Cardinals 4:25p

Seattle Seahawks at Dallas Cowboys 4:25p

MONDAY, DECEMBER 25

Pittsburgh Steelers at Houston Texans 4:30p

Oakland Raiders at Philadelphia Eagles 8:30p

WEEK 17

SUNDAY, DECEMBER 31

Carolina Panthers at Atlanta Falcons 1:00p

Cincinnati Bengals at Baltimore Ravens 1:00p

Green Bay Packers at Detroit Lions 1:00p

Houston Texans at Indianapolis Colts 1:00p

Buffalo Bills at Miami Dolphins 1:00p

Chicago Bears at Minnesota Vikings 1:00p

New York Jets at New England Patriots 1:00p

Washington Redskins at New York Giants 1:00p

Dallas Cowboys at Philadelphia Eagles 1:00p

Cleveland Browns at Pittsburgh Steelers 1:00p

New Orleans Saints at Tampa Bay Buccaneers 1:00p

Jacksonville Jaguars at Tennessee Titans 1:00p

Kansas City Chiefs at Denver Broncos 4:25p

Oakland Raiders at Los Angeles Chargers 4:25p

San Francisco 49ers at Los Angeles Rams 4:25p

Arizona Cardinals at Seattle Seahawks 4:25p

TBD 8:30p

NFL POSTSEASON

SATURDAY, JANUARY 6 / SUNDAY, JANUARY 7

AFC and NFC Wild Card Playoffs

SATURDAY, JANUARY 13 / SUNDAY, JANUARY 14

AFC and NFC Divisional Playoffs

SUNDAY, JANUARY 21

AFC and NFC Championship Games

SUNDAY, FEBRUARY 4

Super Bowl LII in Minneapolis (NBC)

* - Sunday night games in Weeks 5-15 subject to change

2017-18 NFL IMPORTANT DATES



SEPTEMBER 2 - Prior to 4:00 p.m., New York time, clubs must reduce rosters to a maximum of 53 players on the Active/Inactive List.

SEPTEMBER 2 - Simultaneously with the cut-down to 53, clubs that have players in Active/Physically Unable to Perform or Active/Non-Football Injury or Illness must select one of the following options: place player on Reserve/

Physically Unable to Perform or Reserve/Non-Football Injury or Illness, whichever is applicable; request waivers; terminate contract; trade contract; or continue to count the player on the Active List.

SEPTEMBER 3 - Upon receipt of the Personnel Notice at approximately 1:00 p.m., New York time, clubs may establish a Practice Squad of 10 players (the four designated clubs (NFC South) may sign one player to an International Practice Player Contract.) No club, including the player's prior club, will be permitted to sign a player to a Practice Player Contract until all clubs have received simultaneous notification via the above Personnel Notice that such player's prior NFL player contract has been terminated via the waiver system.

MID-OCTOBER - Beginning on the sixth calendar day prior to a club's seventh regular season game (including any bye week) clubs are permitted to begin practicing players on Reserve/Physically Unable to Perform and Reserve/Non-Football Injury or Illness for a period not to exceed 21 days. Players may be activated during the 21-day practice period, or prior to 4:00 p.m., New York time, on the day after the conclusion of the 21-day period, provided that no player may be activated to participate in a Week 6 game.

MID-OCTOBER - At any time after six weeks have elapsed since a player was placed on Reserve/Injured or Reserve/Non-Football Injury/Illness, each club is permitted to designate two players for return from either list to the club's 53-player Active/Inactive List.

A player who is "Designated For Return" must have suffered a major football-related injury or non-football-related injury or illness after reporting to training camp and must have been placed on the applicable Reserve List after 4:00 p.m., New York time, on the day after the final roster reduction.

A player whom the club wishes to designate for return is permitted to return to practice for a period not to exceed 21 days. The club is required to notify the League office that the player has been "Designated For Return" on the first day the player begins to practice. The player cannot be returned to the Active/Inactive List until eight weeks have elapsed since the date he was placed on Reserve.

OCTOBER 17-18 - Fall League Meeting, New York, New York.

OCTOBER 31 - All trading ends for 2017 at 4:00 p.m., New York time.

NOVEMBER 14 - Prior to 4:00 p.m., New York time, deadline for clubs to sign their drafted rookies. If such players remain unsigned after this date, they are prohibited from playing in the NFL in 2017.

DECEMBER 13 - League Meeting, Irving, Texas.

JANUARY 1, 2018 - Earliest permissible date for clubs to renegotiate or extend the rookie contract of a drafted rookie who was selected in any round of the 2015 NFL Draft. Any permissible renegotiated or extended player contract will not be considered a rookie contract, and will not be subject to the rules that limit rookie contracts.

JANUARY 1 - Option exercise period begins for Fifth-Year Option for First-Round Selections from the 2015 NFL Draft. To exercise the option, the club must give written notice to the player on or after January 1, 2018, but prior to May 3, 2018.

JANUARY 6-7 - Wild Card Playoffs.

JANUARY 7 - Assistant coaches under contract to playoff clubs that have byes in the Wild Card weekend may be interviewed for head coaching positions through the conclusion of the Wild Card games.

JANUARY 13-14 - Divisional Playoffs.

JANUARY 14 - Assistant coaches under contract to playoff clubs that won their Wild Card games may be interviewed for head coaching positions through the conclusion of Divisional Playoff games.

JANUARY 15 - Deadline for college players that are underclassmen to apply for special eligibility. A list of players who are accepted into the NFL Draft will be sent to clubs on January 19.

JANUARY 20 - East-West Shrine Game, Tropicana Field, St. Petersburg, Florida.

JANUARY 21 - AFC and NFC Championship Games.

JANUARY 27 - Senior Bowl, Ladd-Peebles Stadium, Mobile, Ala.

JANUARY 28 - NFL Pro Bowl, Camping World Stadium, Orlando, Fla.

JANUARY 28 - An assistant coach, whose team is participating in the Super Bowl, who has previously interviewed for another club's head coaching job may have a second interview with such club no later than the Sunday preceding the Super Bowl.

FEBRUARY 4 - Super Bowl LII, U.S. Bank Stadium, Minnesota.

FEBRUARY 20 - First day for clubs to designate Franchise or Transition Players.

FEBRUARY 27-MARCH 5 - Combine Timing and Testing, Lucas Oil Stadium, Indianapolis, Indiana.

MARCH 6 - Prior to 4:00 p.m., New York time, deadline for clubs to designate Franchise or Transition Players.

MARCH 12-14 - During the period beginning at 12 noon, NY time, on March 12th and ending at 3:59:59 p.m., NY time, on March 14th, clubs are permitted to contact, and enter into contract negotiations with, the certified agents of players who will become Unrestricted Free Agents upon the expiration of their 2017 player contracts at 4:00 p.m., NY time, on March 14. However, a contract cannot be executed with a new club until 4:00 p.m., NY time, on March 14.

During the two-day negotiating period, no direct contact is permitted between a prospective unrestricted free agent and any employee or representative of a club, other than the player's current club.

MARCH 14 - The 2018 League Year and Free Agency period begin at 4:00 p.m., New York time.

The first day of the 2018 League Year will end at 11:59:59 p.m., New York time, on March 14. Clubs will receive a personnel notice that will include all transactions submitted to the League office during the period between 4:00 p.m., New York time, and 11:59:59 p.m., New York time, on March 14.

MARCH 14 - Trading period for 2018 begins at 4:00 p.m., New York time, after expiration of all 2017 contracts.

MARCH 25-28 - Annual League Meeting, Orlando, Florida.

APRIL 2 - Clubs that hired a new head coach after the end of the 2017 regular season may begin offseason workout programs.

APRIL 16 - Clubs with returning head coaches may begin offseason workout programs.

APRIL 20 - Deadline for Restricted Free Agents to sign Offer Sheets.

APRIL 25 - Deadline for prior club to exercise Right of First Refusal to Restricted Free Agents.

APRIL 26-28 - NFL Draft (site TBD).

INDEX

A-I

Abato, Theresa	71	Extra Effort Award	194
Alexander, Chad	59	Facility, Under Armour Performance Center	1, 79
Allen, Javorius	85	Firsts, M&T Bank Stadium	94
All Community Team	81	Firsts, Ravens Franchise	100
All-Time Rankings, Defense	366	Flacco, Joe	107
All-Time Rankings, Offense	365	Game-Winning Drives	113
All-Time Win/Loss Results	299	January Joe	112
Andres, Michelle	68	Foundations, Ravens	81
Angulo, Richard	30	Fusee, Nick	71
Pitta Posts Career Year	30	Game-by-Game Defense, 2016	239
Attendance, All-Time	297	Game-by-Game Offense, 2016	238
Azevedo, Mark	62	Game-by-Game Summaries, 2016	240
Baltimore Football History	262	Gillmore, Crockett	114
Baltimore Ravens History	263	Goering, Jeff	69
Band, Marching Ravens	407	Hammock, Thomas	36
Barnett, Juney	48	Run Game Notes	37
Bell, Kenny	87	Harbaugh, John	17
Berning, Brandon	62	Harbaugh Year-by-Year	18
Best Postseason Mark	106	Ravens Under Harbaugh	18
Bischoff, Andy	31	Making His Mark	22
Bisciotti, Steve	7	Harbaugh in the Playoffs	23
Blackburn, David	63	Harbaugh Immortalized with Statue at Alma Mater	73
Bowser, Tyus	211	Hendrickson, Milt	60
Boykin, Brandon	88	Ravens Rookie Free Agent Success	60
Boyle, Nick	90	Henry, Willie	116
Brigance, O.J.	57	Hewitt, Chris	38
Brown, Randy	49	Profitable Returns	39
Byrne, Kevin	65	Secondary Sergeant	39
Campanaro, Michael	92	Horton, Chris	40
Canady, Maurice	95	Honor Roll, 2016	230
Carr, Brandon	96	Honor Rows	408
Cass, Dick	9	Honors, Ravens, All-Time	281
Cheerleaders	407	Honors, Ravens, 2016	237
Clark, Chuck	216	Hortiz, Joe	55
Coaches, All-Time	50	The "20/20 Club"	55
Coaching Tree	50	How the 2016 Ravens Were Built	236
Cohen, Scott	49	Humphrey, Marlon	210
Coller, Jim	71	Hurst, James	117
Comeback Victories	118	Ravens Largest Comeback Victories	118
Community	81	Shut 'Em Down	118
Correa, Kamalei	99	Important Dates, NFL, 2017	417
Cox, Morgan	101	Individual Records	368
Cullen, Joe	32	Combined Kick Returns	379
D'Alessandris, Joe	33	Combined Yards Gained	375
Davis, Carl	103	Field Goals, Longest	380
DeCosta, Eric	51	Fumbles	377
Success Across the Draft Board	52	Interceptions	376
Defensive TDs, All-Time	370	Kickoff Returns	379
Dixon, Kenneth	105	Passing	371
Downs, Brad	71	Punt Returns	378
Draft Choices, 2017	209	Punting	380
All-Time	294	Receiving	373
College	297	Rushing	374
Dubé, Jon	66	Sacks	377
Ed Block Courage Award Winners	122	Scoring	368
Eller, Bob	68	Scrimmage Yards	375
Eluemunor, Jermaine	215	Service	368
Engram, Bobby	34	Tackles	377
Wonderful Wallace	35	INT Returns for TDs, All-Time	232
Etheridge, Brandon	67		

INDEX

J-P

Jankowski, Bill	72	NFL Important Dates, 2017	417
Jefferson, Tony	119	NFL Rankings, 2016	256
Jensen, Ryan	121	NFL Schedule, 2017	414
Johnny Unitas Statue	406	NFL Standings, 2016	257
Jones, Dwaune	63	Numbers to Rave About	156
Judon, Matthew	123	O'Brien, Jay	72
Kaufusi, Bronson	124	Ogden, Jonathan (Hall of Famer)	275
Koch, Sam	125	Offensive Recap, 2016	146
Durable Ravens	128	Onwuasor, Patrick	147
Inside the 20	128	Opponents, Ravens vs. NFL	306
Pin 'Em Deep	128	Opponents, Single-Game Bests	388
Kokinis, George	56	Overtime Games, All-Time	299
Koppelman, Baker	69	Parsons, Dan	49
Largest Crowds	305	Pees, Dean	28
LEED Environmental Award	410	Dean's Dominance	28
Levine Sr., Anthony	129	Perriman, Breshad	148
Lewis, Alex	131	Pierce, Michael	150
Lewis, Ray (Ravens Legend)	276	Pierce Another Ravens Undrafted Gem	151
Lewis, Ray (Statue)	406	Players, 2017	85
M&T Bank Stadium	403	Draft Choices	209
Amenities	406	First-Year Players	217
Enhancements	404	Rookie Free Agents	220
Entertainment	407	Veterans	85
Events	403	Player Foundations	81
History	403	Player Honors, 2016	237
Johnny Unitas Statue	406	Player Honors, All-Time	281
RavensVision Video Screens	405	Player Participation, 2016	233
Ray Lewis Statue	406	Postseason Individual Records	389
Seating	406	Combined Kick Returns	396
Seating Chart	411	Combined Yards Gained	393
Tailgating	406	Fumbles	394
The M&T Advantage	409	Interceptions	394
Transportation	406	Kickoff Returns	396
M&T Bank/Ravens Partnership	72	Passing	390
Macdonald, Mike	41	Punt Returns	395
Pick 'Em Off	41	Punting	397
Maclin, Jeremy	132	Receiving	391
Mallett, Ryan	134	Rushing	392
Man of the Year, Ravens	284	Sacks	394
Markison, Jessica	56	Scoring	389
Martindale, Don	42	Scrimmage Yards	393
Mosley is Masterful at Linebacker	43	Service	389
Mascot	407	Tackles	394
Matthews, Chris	136	Postseason Road Records	106
Mayle, Vince	137	Postseason Team Records	398
McClain, Jameel	59	First Downs	398
McClellan, Albert	138	Fumbles	400
Special Teams Standout	138	Interceptions	401
McLaughlin, Megan	49	Kickoff Returns	400
Mearman, Elizabeth	72	Net Yards	398
Medical Staff	78	Passing	399
Moore, Chris	141	Penalties	400
Moriarty, Pat	53	Punt Returns	399
Mornhinweg, Marty	26	Punting	399
Mosley, C.J.	143	Rushing	398
Baltimore 'Backer	145	Scoring	398
Nembot, Stephane	146	Turnovers	400
Newsome, Ozzie	10	Wins/Losses	398
Ozzie Newsome Snapshot	10	Preseason Results, All-Time	300
Standout Free Agent Signings	12	Price, Sheldon	152
Ravens First-Round Picks	13	Primetime Ravens	298
Super Bowls Since 2000	14	Pro Bowl Ravens, 2016	230
Top 5 GMs	15	Pro Bowl Ravens, All-Time	283
GM/HC Combos	15	Pronunciation Guide	166
Newsome, Vincent	54		

INDEX

R-Z

Rankings, Ravens All-Time	365	Team Records	381
Rankings, Ravens Year-by-Year Totals	367	Defeats	381
Defensive Dominance	367	First Downs	382
Rankings, Top 2016 Ravens	256	Fumbles	386
Raphael, Andrew	64	Interceptions	386
Ravens Foundation, Inc.	81	Kickoff Returns	385
Ravens History	263	Net Yards	383
Ravens Radio Network/Affiliates	412	Passing	384
Ray Lewis Statue	406	Penalties	387
Records, Individual	368	Punt Returns	385
Records, Opponents (Single-Game)	388	Punting	385
Records, Team	381	Rushing	383
Reed, Ed (Ravens Legend)	278	Scoring	381
Results, All-Time	301	Turnovers	387
Results, Preseason, All-Time	300	Victories	381
Ring of Honor	284	Television Programming	413
Rochlitz, Kevin	70	Top Offensive Outputs	122
Roman, Greg	44	Top 10 Offensive/Defensive Games	91
Rosburg, Jerry	24	Touchdown For Teachers	409
Standouts Under Rosburg	24	Trades, All-Time	280
Roster, All-Time	285	Tucker, Justin	167
Rosters, 2017	226	Tucker's No. 1 All Time	168
Sanders, Darren	73	Most Field Goals Since 2012	170
Saunders, Steve	48	A Season for the Ages	170
Schedule & Team Information, 2017	1	Tucker's Game-Winners	170
Schedule, NFL, 2017	414	Turnover Table 2000-16	182
Scoring, All-Time	369	Under Armour Performance Center	79
Season Trends, 2016	230	Facility Expansion Renderings	79
Seating Chart, M&T Bank Stadium	411	Unitas, Johnny (Statue)	406
Shabazz, Al-Hajj	153	Unsung Hero Award	104
Sheridan, William	66	Urban, Brent	172
Shutouts, All-Time	297	Baltimore Block Party	172
Siragusa, Nico	214	Urschel, John	174
Smith, Jimmy	154	Brains and Brawn	175
Smith, Mark	67	Vaughan, Dustin	177
Smith, Za'Darius	157	Ver Steeg, Craig	45
Sommerhof, Roy	70	Wallace, Mike	178
Stadium	403	Wallace in a Select Club	179
Staff Directory	3	Waller, Darren	181
Staff Photos	74	Watson, Benjamin	183
Stanley, Ronnie	159	Webb, Lardarius	186
Starters, Game-by-Game, 2016	235	Weddle, Eric	190
Statistics, Cumulative, 1996-2015	313	Secondary's Sergeant	192
Statistics, Defensive/Special Teams, 2016	230	Weidl, Kevin	64
Statistics, Preseason, 2016	231	Weiss, Matt	46
Statistics, Regular Season, 2016	229	Wesley, De'Ondre	194
Steele, Chad	73	West, Terrance	195
Suggs, Terrell	160	Wilkins, Drew	47
Ravens Sacks Leaders	161	Dominant on Third Down	47
Active Sacks Leaders	162	Williams, Brandon	197
Ravens Defensive Leaders	164	B-Dubs Dominates	199
Super Bowl XXXV	261	Williams, Maxx	200
Super Bowl XLVII	259	Williams, Tim	213
Swayne, Harry	58	Woodhead, Danny	201
Ravens Rookies Program	58	Wormley, Chris	212
Taliaferro, Lorenzo	165	Yanda, Marshal	204
		Young, Lonnie	61
		Ravens Draft Wizardry	61
		Young, Tavon	207



5AM-9AM
BRYAN NEHMAN


WBAL 1090
NEWSRADIO
WBAL NEWS NOW



3PM-6:30PM
BILL VANKO
& STACY LYN




98ROCK
97.9 baltimore

WEEKDAYS
3PM-7PM

KIRK
& MARIANNE



Joe knows a winner
when he sees one.

Join Joe Flacco in showing off your purple pride with the exclusive Ravens Debit Card from M&T Bank. With access to special offers like discounts at the Ravens Team Store, you'd better believe this little card is a huge playmaker. Our team is important – so rush to M&T today!

mtb.com/ravens

M&T Bank
Official Bank of the Baltimore Ravens

Receive 10% discount on regular-priced merchandise. Discount is valid for in-store purchases only. Additional restrictions may apply. Unless otherwise specified, all advertised offers and terms and conditions of accounts and services are subject to change at any time without notice. After an account is opened or service begins, it is subject to its features, conditions and terms, which are subject to change at any time in accordance with applicable laws and agreements. Please contact an M&T representative for full details.

Visa is a registered trademark of Visa International Service Association. ©2017 M&T Bank. Member FDIC. CS15517 (05/17)