



DETROIT LIONS

DETROIT LIONS 2017 MEDIA GUIDE



PRESEASON EDITION

2017 DETROIT LIONS SCHEDULE

PRESEASON

DATE	OPPONENT	NETWORK	TIME (ET)/RESULT
Sunday, August 13	at Indianapolis Colts	WJBK-TV FOX 2	1:30 p.m.
Saturday, August 19	NEW YORK JETS	WJBK-TV FOX 2	7:30 p.m.
Friday, August 25	NEW ENGLAND PATRIOTS	WJBK-TV FOX 2	7:00 p.m.
Thursday, August 31	at Buffalo Bills	WJBK-TV FOX 2	7:00 p.m.

REGULAR SEASON

DATE	OPPONENT	NETWORK	TIME/RESULT
Sunday, September 10	ARIZONA CARDINALS	FOX	1:00 p.m.
Monday, September 18	at New York Giants	ESPN#	8:30 p.m.
Sunday, September 24	ATLANTA FALCONS	FOX	1:00 p.m.
Sunday, October 1	at Minnesota Vikings	FOX	1:00 p.m.
Sunday, October 8	CAROLINA PANTHERS	FOX	1:00 p.m.
Sunday, October 15	at New Orleans Saints	FOX	1:00 p.m.
Sunday, October 22	***BYE WEEK***		
Sunday, October 29	PITTSBURGH STEELERS	NBC#	8:30 p.m.
Monday, November 6	at Green Bay Packers	ESPN#	8:30 p.m.
Sunday, November 12	CLEVELAND BROWNS	CBS	1:00 p.m.
Sunday, November 19	at Chicago Bears	FOX	1:00 p.m.
Thursday, November 23	MINNESOTA VIKINGS	FOX#	12:30 p.m.
Sunday, December 3	at Baltimore Ravens	FOX	1:00 p.m.
Sunday, December 10	at Tampa Bay Buccaneers	FOX	1:00 p.m.
Saturday, December 16	CHICAGO BEARS	NFLN#	4:30 p.m.
Sunday, December 24	at Cincinnati Bengals	FOX	1:00 p.m.
Sunday, December 31	GREEN BAY PACKERS	FOX	1:00 p.m.

- All times Eastern Time; Home Games in BOLD CAPS
- # Nationally Televised
- **FLEXIBLE AND CROSS-FLEX SCHEDULING:** "Flexible scheduling" will be used in Weeks 10-15 and 17. No flexible scheduling in effect in Week 16 due to Christmas weekend. Additionally, in Weeks 5-9, flexible scheduling may be used in no more than two weeks. Only Sunday afternoon games are eligible to be moved to Sunday night, in which case the tentatively scheduled Sunday night game would be moved to an afternoon start time. Flexible scheduling will not be applied to games airing on Thursday, Saturday or Monday nights. A flexible scheduling move would be announced at least 12 days before the game. For Week 17, the Sunday night game will be announced no later than six days prior to December 31.

2017 DETROIT LIONS MEDIA GUIDE



CONTENTS & DIRECTORY

The 2017 Detroit Lions Media Guide is now a digital publication in Adobe PDF (including bookmarks) format. An updated version of the team's media guide is posted on Media.Detroitlions.com and NFLmedia.com each week.

EXECUTIVES & COACHING

Ford Family
Executives
Coaching Staff
Player Personnel
Administration
Staff Directory

PLAYER PROFILES

Player Biographies
2016 Rosters and Roster Moves

2016 SEASON IN REVIEW

Final 2016 Statistics
Game-by-Game Statistics
Player Participation
2016 Game Summaries

LIONS HONORS

Pro Football Hall of Fame
NFL Honors
Lions Honors
Miscellaneous Honors
All-Time Team
Pride of the Lions
Lions in the Pro Bowl
Lions on the All-Pro Team

THE RECORDS SECTION

Lions Individual Records
Lions All-Time Lists
Lions Team Records
Opponent Records
Postseason Records
Seasonal Leaders
Outstanding Performances
The Last Time

HISTORY BOOK

History of the Lions
Significant Dates
Year-By-Year Results
Lions Tales

Thanksgiving Day Tradition
Uniform History
All-Time Coaches
Lions Draft Selections
Lions Trade History
All-Time Player Roster
Monday Night, Prime Time & OT Games
Ford Field

DIGITAL VERSION ONLY

SERIES RECORDS

Lions vs. All-Time Opponents
Opponent Information

YEAR-BY-YEAR RESULTS

Preseason Records & Results
Year-By-Year Results

NFLONG.COM

Launched in 2016, the Detroit Lions Media Guide is now also available through a new interactive platform on NFLONG.com. Designed to be a one-stop shop for all users, the new online media guide features standard media guide information, weekly game releases, in-game player tracking features, as well as statistical reports generated directly from NFL GSIS. The site is updated every day and also features daily media schedules for Lions practices and press conferences.



2017 DETROIT LIONS MEDIA GUIDE

EXECUTIVE EDITORS

Bill Keenist, Matt Barnhart

MANAGING EDITORS

Eamonn Reynolds, Solomon Williams

EDITORIAL ASSISTANCE

Deanna Caldwell, Alessandro Carusone, Georgia O'Connell

PHOTOGRAPHY

Gavin Smith

EDITORIAL RESEARCH CREDITS

Elias Sports Bureau (Santo Labombarda and Alex Stern); Stats, Inc., Stats, Inc. Maple Leaf Productions, Ltd.; Pro Football Hall of Fame; Total Football; Pro Football Researchers Association



DETROIT LIONS

DETROIT LIONS 2017 MEDIA GUIDE



FORD FAMILY



MARTHA FIRESTONE FORD

OWNER AND CHAIRMAN OF THE BOARD

Martha Firestone Ford continues to provide visionary leadership and stewardship for the Detroit Lions as Owner and Chairman.

Now in her fourth year as owner and chairman, Mrs. Ford succeeded her husband, William Clay Ford, who passed away on March 9, 2014, after serving as the sole owner of the franchise for 50 seasons (1964-2013). Mr. Ford's ownership grew into a deeply-rooted family tradition that now includes multiple generations of the Ford Family. Mrs. Ford proudly honors that tradition with firm leadership and stability.

Mrs. Ford is the fifth principal owner or syndicate group to own and operate the franchise since it moved to Detroit in 1934. The Lions have won more games (27) in Mrs. Ford's first three seasons as owner than any previous ownership during the same time-frame (three seasons). The two playoff appearances (2014 and 2016) also mark the only time in team history that the Lions have made the playoffs twice in the first three years of a new Lions ownership structure.

In 2014, Mrs. Ford's initial season as Owner and Chairman, Detroit finished 11-5 and made the playoffs under Lions' new Head Coach Jim Caldwell, marking the franchise's best record since 1991 when the team finished 12-4.

After a disappointing 1-7 start to the 2015 season Mrs. Ford made significant changes to the front office and the team responded with a 6-2 finish, its best second-half record since 1995. In November, Mrs. Ford appointed Rod Wood as team president to run the business operations, and in January 2016 she hired Bob Quinn, a long-time member of the New England Patriots player personnel department, as executive vice president and general manager to oversee the football operations.

In 2016, the Lions earned their second playoff berth in three years with a 9-7 record that featured an NFL-record eight fourth-quarter comeback wins.

Along with the entire Ford Family, Mrs. Ford appreciates the unwavering support of Lions fans and knows that winning and bringing a Super Bowl title to Detroit remains the team's primary goal. Beyond success on the field, she desires to deliver one of the best fan gameday experiences in all of sports. Under her ownership, the team has made significant investments to Ford Field, including a recent \$100 million stadium renovation.

In addition to her contributions to the football team, Mrs. Ford also has made a positive impact in the community. In June 2016, she was honored with the 2016 Zero Tolerance Award from the Detroit Public Safety Foundation at the annual "Women in Blue" banquet for the team's stance on domestic violence.

Born in Akron, Ohio, Mrs. Ford is the granddaughter of one of America's great automotive industrial icons, Harvey Firestone. She graduated from Vassar College in 1946 with a bachelor's degree. After getting married in 1947, Mr. and Mrs. Ford located to the Detroit area and became active members of the Metro Detroit community.

Besides her responsibilities as owner and chairman of the Detroit Lions, Mrs. Ford currently serves on the board for Detroit Lions Charities and on the board of The Henry Ford Health System. She has held leadership positions with many organizations, including The Merrill Palmer Institute, The University Liggett School, and The Children's Home of Detroit. She was also the founder and longtime board member of The Maple Grove Institute.

Joining Mrs. Ford on the board of the Detroit Lions are her three daughters, Martha Ford Morse, Sheila Ford Hamp, Elizabeth Ford Kontulis, and her son, William Clay Ford Jr. She also has 14 grandchildren and four great-grandchildren.



LIONS VICE CHAIRMEN AND BOARD OF DIRECTORS

In the history of professional sports, few families compare to the Ford Family and its connection to the Detroit Lions. This unique relationship goes all the way back to 1934, the very first season the Lions ever played in Detroit, when William Clay Ford attended his first Lions game with his father, Edsel Ford.

In 1963, Mr. Ford would purchase the Lions and become sole owner, and over the past six decades the passion and love Mr. Ford had for the Lions was shared with his wife, Martha, their children and grand-children.


Upon Mr. Ford's passing in 2014, the Lions remained in the family and Mrs. Ford assumed majority ownership. Mrs. Ford is supported directly by all four of her children, Martha Ford Morse, Sheila Ford Hamp, William Clay Ford Jr. and Elizabeth Ford Kontulis, each of whom serve as the team's vice chairmen and on the board of directors. Over the past three seasons (2014-16), the Lions have twice (2014 and 2016) earned a playoff berth, marking the first time since the late 1990s (1997 and 1999) the team made the playoffs twice in three years.

Each of the vice chairmen, along with Mrs. Ford and team President Rod Wood, served on the team's Advisory Board, which was established in November of 2015 to help assist in the search for a new General Manager. That search led to the hiring of former New England Patriots Director of Pro Scouting Bob Quinn.

All four children also are members of the Board of Trustees for Detroit Lions Charities.

The vice chairmen's involvement with the Lions dates back to when they also attended games during their childhood. Years later, they now remain deeply devoted, along with their mother, to overseeing and governing the Lions with one primary goal in mind – to bring Detroit a Super Bowl title.

Beyond building a consistently winning football team, the Ford Family continues the legacy left by Mr. Ford to support the city of Detroit and the state of Michigan with transformative philanthropy, while also establishing the Lions organization as exemplary on and off the field.



MARTHA FORD MORSE

VICE
CHAIRMAN



SHEILA FORD HAMP

VICE
CHAIRMAN



WILLIAM CLAY FORD JR.

VICE
CHAIRMAN



ELIZABETH FORD KONTULIS

VICE
CHAIRMAN



DETROIT LIONS

DETROIT LIONS 2017 MEDIA GUIDE



EXECUTIVES AND COACHING



ROD WOOD PRESIDENT

Year in NFL: 2
Years with Lions: 2

[Complete biographical information available on nflomg.com](http://nflomg.com)

Detroit Lions Owner and Chairman of the Board Martha Firestone Ford appointed Rod Wood as the Lions' team president November 19, 2015. Wood reports directly to Mrs. Ford and oversees the business operations of the organization.

Upon his hiring, Wood immediately began evaluating all business functions within the Lions and Ford Field. Concurrent with his organizational evaluation, Wood assisted Mrs. Ford and the Ford Family with the search and ultimate hiring of Bob Quinn as the franchise's new general manager.

Wood's "everything is on the table" approach to shaping the business affairs of the franchise has made a tangible and positive impact on the business operations for both the Lions and Ford Field on and off the field.

In his two years, Wood implemented significant changes that range from day-to-day operations to new branding and has done so guided by a mission to improve the team's competitive financial position, fan engagement and overall customer experience. Wood has strengthened the Lions and Ford Field brands with improved business partnerships and more strategic alliances that positively influence the business operation and provide necessary financial support to the club's football operations.

This past February, Wood unveiled plans for the first major renovation to the Detroit Lions' home stadium, Ford Field, since it opened its doors in 2002. The \$100 million investment incorporates a complete overhaul of the audio and visual experience that features new videoboards as well as a new state-of-the-art sound system. The stadium's premium spaces have received a complete makeover with expanded offerings to fans.

The team, also in February, unveiled a rebranding initiative that emphasizes the classic colors of Honolulu Blue and Silver. At the forefront of the team's rebranding and perhaps its most visible assets, the Lions new uniforms, revealed in April 2017, now feature Home, Away, Throwback and Color Rush combinations.

With the fan game-day experience a primary focus for Wood, his team implemented a significant upgrade to the stadium's Wi-Fi and also oversaw the return of a team cheerleading squad for the first time in four decades.

Additionally, Wood works alongside Quinn to improve the team's football infrastructure at the Lions Allen Park practice facility. Over the past year, they have completely renovated and updated the weight room and practice fields, along with other ongoing facility improvements. The team responded positively in 2016 to the new leadership of Wood and Quinn, earning an NFC playoff berth with a 9-7 record.

At the League level, Wood was appointed to and serves on the NFL's Investment Committee.

For the eight years prior to his appointment as team president, Wood worked closely with the Detroit Lions organization and the Ford Family in his role as President and CEO of Ford Estates.

From 1999 until his appointment at Ford Estates in 2007, Wood was Executive Vice President of Wealth Management for the Wilmington Trust Company in Wilmington, Del., a \$400 million operation with 17 offices in eight states. Wood directed the company's entire wealth management business nationally, and he managed the personal trust, financial planning, private banking, investment management, family office services and sales functions for the wealth advisory business of Wilmington Trust.

Prior to joining Wilmington Trust, Wood held an executive position with Comerica Bank where he oversaw 12 offices in four states.

Over the years, Wood has been a member on numerous company and non-profit boards. He now serves on the board of trustees and is an officer for Detroit Lions Charities. He is also a member of the boards for CATCH, an organization dedicated to improving the quality of life for pediatric patients and their families at Children's Hospital of Michigan and Henry Ford Hospital; the Downtown Detroit Partnership, which includes business, philanthropic and government partners that strengthen the city through strategic initiatives and program; and newly-created Detroit Sports Organizing Corporation, geared specifically to identify, bid and attract sporting

events to the region.

Wood graduated from Goodrich (Mich.) High School, and earned a Bachelor of Business Administration degree from the University of Michigan and a graduate degree from the ABA Graduate School of Commercial Banking.

Wood and his wife, Susan, have one daughter, Alison, and a son, Taylor.



BOB QUINN

EXECUTIVE VICE PRESIDENT AND GENERAL MANAGER

Year in NFL: 18

Years with Lions: 2

[Complete biographical information available on nflomg.com](#)

Bob Quinn, hired January 11, 2016 as Executive Vice President and General Manager, oversees the entire Lions' football operation and reports directly to Owner and Chairman of the Board, Martha Firestone Ford.

During his introductory press conference in 2016, Quinn, who had spent the previous 16 seasons (2000-15) with New England, quickly set forth his vision: "Our culture will be one of great work ethic and no egos. We will create a working-class attitude throughout the organization. The city of Detroit, the state of Michigan are known for hard work. The Detroit Lions will have a culture of hard work. The auto industry is based on hard work and these fans deserve that."

Quinn's first season in the role of a franchise's top football executive culminated in a playoff appearance, and he became the only first-year executive among nine in the NFL to accomplish this feat since the 2013 season. In doing so, Quinn also became the Lions' first general manager to guide the team to the playoffs in his inaugural season since Nick Kerbawy in 1952.

Along with the nearly 40-percent changeover and upgrade to the team's roster that he inherited, Quinn's changes paid dividends in 2016 when the Lions finished 9-7 on the team's way to the playoffs.

Entering his second season, Quinn's ongoing commitment to improve all aspects of the club's football operations has included restructuring the player personnel department and scouting evaluation processes; renovating the team's weight room and practice fields along with other facility improvements; upgrading the team's football information and video technology; and instituting a comprehensive nutritional program, which included the hiring of a performance dietician for the players.

The vast player personnel experience Quinn obtained with one of the most successful teams in NFL history provides the foundation for his belief that successful teams are built with rosters of outstanding depth. Over the past two seasons, Quinn has adeptly utilized a myriad of player acquisition and scouting resources to upgrade the team's roster.

Among the talent he added in 2016 included WR Marvin Jones Jr., S Tavon Wilson and CB Johnson Bademosi, all of who made significant contributions to the Lions' playoff run. Highlighting the 2017 free agent class are offensive linemen T Rick Wagner and G T.J. Lang, considered the top free agents at their respected positions.

His initial draft class in 2016 featured the selection of six linemen on offense and defense, the most linemen in a Lions draft since 1989 and the most ever in a seven-round draft. Highlighting last year's draft class was the Lions' first-round selection T Taylor Decker, who earned all-rookie honors in 2016. Additionally, DT A'Shawn Robinson and C/G Graham Glasgow would earn starting roles during their rookie seasons.

Of the 12 playoff teams in 2016, no team had members of its draft class play more games (108) than the Detroit Lions.

In 2017, Quinn added to the talent pool with the selections of LB Jarrad Davis in the first round along with CB Teez Tabor and WR Kenny Golladay in Rounds 2 and 3, respectively.

During his time with New England, he served a variety of roles in the player personnel department, including Director of Pro Scouting from 2012-15 when the Patriots won Super Bowl XLIX and four-straight AFC East Division championships.


Prior to his stint as director of pro scouting, Quinn was the Patriots' Assistant Director of Pro Personnel from 2009-12. He worked in college scouting as the team's national scout in 2008 and as a regional scout from 2004-07. Quinn also served two seasons (2002-03) as a pro scout and two seasons (2000-01) as a player personnel assistant for the Patriots.

His tenure with the Patriots coincided with one of the most impressive stretches in NFL history—four Super Bowl titles, six AFC Championships, 13 AFC East titles, 12+ wins in a season 10 times and 10+ wins in 14 of his 16

seasons.

Including the Lions' 2016 playoff berth, Quinn's work in player personnel has produced 14 playoff appearances in the past 17 seasons.

Before his 16-year tenure started with the Patriots, Quinn was a graduate assistant in the athletic department at the University of Connecticut (1998-99). A native of Norwood, Mass., Quinn earned his master's degree in sports management from UConn in 2000 and completed his undergraduate studies at UConn in 1998. Bob and his family live in suburban Detroit.



JIM CALDWELL

HEAD COACH

Year in NFL: 17
Years with Lions: 4
Years as NFL Head Coach: 7

[Complete biographical information available on nflomg.com](http://nflomg.com)

With two playoff appearances in his first three years, Jim Caldwell has established himself as one of the most successful head coaches in recent franchise history. His 27 wins are the most ever by a Lions head coach over his first three seasons and his winning percentage of .563 (27-21) is the highest by any Lions head coach in the Super Bowl era.

With a 26-19 victory over the Jacksonville Jaguars in 2016, Caldwell earned his 50th career regular season win as an NFL head coach. In six seasons, including three in Indianapolis, he has accumulated a record of 53-43 (.552 pct.) in 96 games, and he has led teams to the postseason in four of his six seasons.

Caldwell's NFL coaching resume' is highlighted by two Super Bowl titles and three appearances in the NFL's championship game. His teams also have qualified for the NFL playoffs 13 times and in 2009 he led the Indianapolis Colts to an AFC Championship and a berth in Super Bowl XLV.

On January 14, 2014, the day Caldwell was hired by the Ford Family to lead this proud and historic franchise, his message to the organization was very specific

"Image and identity. Either you create it, or somebody's going to create it for you," Caldwell stated. "So, let me tell you what we're going to look like. We're going to be smart. We're going to be a football team that takes the field that's not going to shoot itself in the foot.

"We're going to be a team that is disciplined, focused and understands situational football. It's going to be drilled and drilled and drilled and not just given lip service. What you should see on the field is obviously a product of our coaching, our instruction and our demands.

"We're going to do things the right way, we're going to be a physical, hard-nosed, rough football team. We're going to flat get after you from the word 'go' every single snap of the ball on offense, defense and in the kicking game."

LIONS LEADER

In 2016, his third season at the Lions helm, Caldwell guided Detroit to a 9-7 record and a trip to the playoffs for the second time in three seasons. By earning a playoff berth in 2016, Caldwell joined Buddy Parker (1952, 1953) and Bobby Ross (1997, 1999) as the only coaches in Lions history to lead the team to the playoffs twice in their first three seasons with the club.

Under Caldwell's leadership, both the team and his players have set new standards of achievement.

In eight of the team's wins, the Lions trailed in the fourth quarter. The eight fourth-quarter, come-from-behind wins set a new NFL record, surpassing the previous total of seven set by the 2009 Indianapolis Colts (also coached by Jim Caldwell), for the most wins in a season after trailing in the fourth quarter.

Under Caldwell's tutelage, 2016 saw QB Matthew Stafford ascend to new heights in his eighth NFL season. Stafford (4,327) finished the regular season with 4,000 passing yards for the sixth-consecutive season, joining Drew Brees (11), Peyton Manning (6) and Matt Ryan (6) as the only quarterbacks to accomplish this feat. Stafford also set an NFL single-season record for most game-winning drives in the fourth-quarter or overtime with eight in 2016, and now has 28 for his career. WR Golden Tate (91), WR Anquan Boldin (67), TE Eric Ebron (61), WR Marvin Jones Jr. (55) and RB Theo Riddick (53) each totaled 50+ receptions in 2016, and the Lions became the fifth team in NFL history, and first in franchise history, to feature five different players with at least 50 catches in a season.

The 2016 Lions defense also saw the emergence of several players. CB Darius Slay tied for a League-high two interceptions inside the final two minutes of the fourth quarter, both of which ultimately led to wins against Philadelphia (10/9) and Minnesota (11/24). First-year DE Kerry Hyder experienced a breakout year with a team-

leading 8.0 sacks, while LB Tahir Whitehead finished with a team-high 132 total tackles (99 solo).

On special teams, the duo of P Sam Martin and K Matt Prater continued to produce in Caldwell's third year as head coach. Martin re-set the franchise record for single-season net punting average with a 44.2 average, which ranks third all-time in NFL history, while Prater, who was named to the 2017 Pro Bowl, connected on a career-high 31 field goals. Prater's 31 field goals rank as the third-highest single-season total in team history, and his seven 50-yard field goals tied for second-most in the NFL in 2016.

In Caldwell's first season with the Lions in 2014, Detroit compiled an 11-5 regular season record. Caldwell tied Patsy Clark (1931, Portsmouth Spartans) for the most wins in franchise history by a coach in his first year with the club. He is the third coach in team history to lead the Lions to the playoffs in his first year with Detroit (George Wilson in 1957; Bobby Ross in 1997).

Caldwell is the seventh coach in franchise history (since 1930) to lead the Lions to a winning record (over an entire season) in his first year with the club, and he is one of four coaches (Patsy Clark in 1931, George Wilson in 1962 and Wayne Fontes in 1991) to lead the Lions to 11+ wins in a season.

Defensively, the Lions put together one of the best units in team history in 2014.

Detroit had the NFL's top-ranked rush defense in 2014, yielding just 69.3 yards per game, which not only set a team single-season record but it also ranks as the ninth best single-season run defense in NFL history.

The Lions 2014 defense ranked second overall in the NFL in total defense (300.9 yds/g) and third in points allowed (17.6 pts/g). The team's No. 2 ranking in total defense was the highest finish for the Lions since 1970, and the 300.9 yards allowed per game were the fewest yards allowed by a Lions defense since 1993.

Caldwell's emphasis on ball security also paid huge dividends during his first season with the Lions.

By registering a +7 turnover differential (27 takeaways, 20 giveaway) in 2014, the Lions finished with a +19 improvement in turnover margin over the previous season (2013) which was the second-best improvement in the NFL. The Lions had 14 fewer giveaways in Caldwell's first season compared to the previous season (2013)

Five players earned Pro Bowl honors for their 2014 performances (WR Calvin Johnson, S Glover Quin, QB Matthew Stafford, DT Ndamukong Suh and WR Golden Tate), the most Pro Bowl players in a season for the Lions since 2000. Additionally, it was the first time in team history the Lions had two wide receivers named to the same Pro Bowl. Stafford also became the first Lions quarterback to play in the Pro Bowl since 1972 and Quin became the first Lions Pro Bowl safety since 1992.

Following a 1-7 start to the 2015 season, Caldwell led the Lions to a 7-9 record on the shoulders of the 6-2 surge to finish off the year. Detroit became the fourth team since 1991 to start a season with one or fewer wins in the first eight games (1-7 or 0-8 record) and finish with an NFL-best 6-2 record. It marks the Lions' best second-half finish since the team finished 7-1 in 1995.

After making a mid-season coaching change by promoting Jim Bob Cooter to offensive coordinator, the team's offense rebounded, specifically behind Stafford's passing. Over the last eight games, Stafford set franchise records in passer rating (110.1) and completion percentage (70.0) over any eight-game span. He also finished the season with a 19-to-2 touchdown-to-interception ratio.

The 2015 offense also featured three players who each caught 80+ receptions (WR Golden Tate, 90; WR Calvin Johnson, 88; RB Theo Riddick, 80) for the first time in team history and for only the fifth time in NFL history.

On defense, the Lions were paced by Pro Bowl DE Ezekiel Ansah, whose 14.5 sacks led the NFC and were third-best in the NFL. Ansah finished the season just shy (15.0, DE Robert Porcher in 1999) of the team's official single-season sacks record.

LIONS COACHING HIGHLIGHTS

- Hired as head coach for the Detroit Lions January 14, 2014.
- In six years as an NFL head coach, Caldwell has led his teams to 11+ wins twice, including the 2014 season with Detroit (11) and in 2009 while with Indianapolis (14).
- Holds a 53-43 (.552) regular-season record in six seasons as an NFL head coach. He captured his third 10-win season in his first year with the Lions by leading the team to an 11-5 finish in 2014.
- In 16 NFL seasons, Caldwell has worked on coaching staffs that have led teams to 12 winning seasons and only twice finished below .500. Overall, Caldwell's teams he coached for have compiled a 165-91 regular season record, along with 14 playoff appearances, eight division titles, three conference

- championships and two Super Bowl wins.
- Coached in three Super Bowls with Indianapolis (XLI and XLIV) and Baltimore (XLVII) and won two Super Bowl titles (Indianapolis and Baltimore).
- In first year as head coach for Indianapolis (2009), he won the AFC Championship and led the franchise to Super Bowl XLIV. He became the first NFL coach to win his first 14 games and the fifth rookie head coach to reach the Super Bowl.
- One of four head coaches to produce 24+ regular-season wins and a Super Bowl berth in their first two career seasons as head coach.
- Led the Colts to two consecutive AFC South division titles in 2009 and 2010.
- In eight of the 10 seasons Caldwell coached in Indianapolis, the Colts ranked in the Top-10 in total offense eight times and six times in the Top-5.
- From 2003-09, Caldwell was the Colts quarterbacks coach and was also promoted to assistant head coach and associate head coach during that time. During that span, Indianapolis set NFL records with seven consecutive seasons finishing with 11+ wins (6, Dallas 1976-81) and 12+ victories (4, Dallas, 1992-95).
- Colts QB Peyton Manning won all four of his NFL MVP (2003, 2004, 2008, 2009) awards under Caldwell's tutelage.
- Two of his quarterbacks, Manning (Super Bowl XLI) and Ravens QB Joe Flacco (Super Bowl XLVII) were named Super Bowl MVPs following their teams' respective championship runs.
- Led the Ravens offense that helped guide the team to a 5-2 record after taking over as offensive coordinator late in the 2012 season. During that span of seven games, the team averaged 400.6 yards per game. Over the four playoff wins, the Ravens averaged 410.3 yards per game.

RAVENS' SUPER RUN

On December 10, 2012, less than one year since joining the Ravens as the team's quarterbacks coach, Caldwell was promoted to offensive coordinator with just three games remaining in the regular season. Ravens Head Coach John Harbaugh entrusted Caldwell to lead the team's offensive unit in its run to make the playoffs. What resulted from this decision changed the direction of the Ravens and put them on path to claim an NFL title by winning Super Bowl XLVII.

After Caldwell took over the team's offense, the Ravens would win the AFC North and go on to win the Super Bowl. In the team's final seven games, including four in the postseason, the Ravens averaged 400.6 yards per game and 27.3 points per game, including 410.3 yards per game and 31.0 points per game in the playoffs. The Ravens' 31.0 points/game in the postseason is the highest playoff scoring average in NFL history by a Super Bowl team who advanced from the Wild Card round and played four playoff games.

During that span, QB Joe Flacco threw 15 touchdowns with just one interception, along with 1,737 passing yards. In the playoffs, Flacco threw 11 touchdowns and 0 interceptions and accumulated a 117.2 passer rating. He joined Hall of Fame QB Joe Montana as the only passers in NFL history to throw 11+ touchdowns and 0 interceptions during an NFL postseason.

Caldwell also served as the Ravens offensive coordinator in 2013 before arriving in Detroit.

INDY'S HORSEPOWER

In 10 seasons in Indianapolis (2002-11), including three as the franchise's head coach (2009-11), Caldwell and the Colts achieved almost unparalleled success. In each of the first nine seasons, the Colts had a record-setting nine-consecutive playoff appearances that included six AFC South titles, two Super Bowl berths (XLI and XLIV) and one Super Bowl championship (XLI).

In 2009, Caldwell was named the Colts' head coach, a position he held for the next three seasons. In his first two seasons, he directed the Colts to 14-2 and 10-6 regular-season records, winning consecutive AFC South titles, an AFC Championship and earning a berth in Super Bowl XLIV. He is one of just four head coaches in NFL history to win 24+ games and earn a berth in the Super Bowl in the coach's first two seasons as a head coach.

During his first season as the Colts head coach, the team was 14-2. He became the NFL's only rookie head coach to win his first 14 games in a season and second to win 14 games in his rookie season as coach. He also

became the fifth rookie head coach to reach the Super Bowl.

During his tenure with the Colts, Caldwell worked closely with All-Pro QB Peyton Manning and the team's quarterbacks. His leadership helped guide the Colts offense to eight Top-10 rankings in total offense during his 10 seasons with Indianapolis, and the team was a Top-5 offense six different times.

In Caldwell's first two seasons as head coach (2009-10), Manning recorded the highest (4,700 yards in 2010) and third-highest (4,500 yards in 2009) passing totals in team history. In both seasons, he threw for 33 touchdowns which ranked as the second and third-highest tallies in Colts history.

From 2002-10, the Colts won 109 games as Manning averaged a league-best 266.7 yards per game and threw for the most touchdowns (288) during that span. His completion percentage (66.7) and passer rating (99.3) were also the best in the NFL during those nine seasons. All four NFL MVP honors earned by Manning occurred while working with Caldwell.

Caldwell was the Colts quarterbacks coach for his first three seasons (2002-04) before earning the additional title of assistant head coach prior to the 2005 season. He was elevated to associate head coach with the club in 2008.

PREVIOUS COACHING EXPERIENCE

Caldwell's NFL coaching roots date back to 2001 when he worked as a quarterbacks coach with the Tampa Bay Buccaneers. After acquiring QB Brad Johnson via free agency, Caldwell helped the veteran quarterback break then-team records for passing yards (3,046), completions (340) and attempts (540) as the team finished 9-7 and earned an NFC Wild Card berth.

Before making the jump to the NFL, Caldwell spent seven seasons as the head coach at Wake Forest University where the Demon Deacons' offense ranked in the NCAA's Top-25 four times. In 1999, he led the team to its first winning season and bowl appearance (Aloha Bowl) since 1992. In 1995, the Wake Forest offense was ranked 10th in the nation and QB Rusty LaRue established seven NCAA passing records.

From 1986-92, Caldwell was an assistant at Penn State where he coached the wide receivers during the team's NCAA Championship season in 1986; quarterbacks and wide receivers from 1987-90 and passing coordinator in 1991-92. With the Nittany Lions, Caldwell tutored QB Kerry Collins early in his college career. Collins would end his career at Penn State winning the Davey O'Brien Award as the nation's top college quarterback and the Maxwell Award as the nation's most outstanding player.

Caldwell's previous coaching stints include assistant positions at Louisville (1985), Colorado (1981-83), Northwestern (1981) and Southern Illinois (1978-80). He launched his coaching career in 1977 as a graduate assistant for the Iowa Hawkeyes football program.

During his college coaching career, Caldwell coached in six bowl games and won a national championship with Penn State in 1986. He also worked for several legendary college coaches who all won national titles during their careers, including Joe Paterno (Penn State), Howard Schnellenberger (Louisville), Bill McCartney (Colorado) and Ray Dempsey (Southern Illinois).

COLLEGE PLAYING CAREER

Caldwell was a four-year starter at defensive back (1973-76) for the Iowa Hawkeyes. He holds a bachelor's degree in liberal arts from the University of Iowa.

JIM AND CHERYL CALDWELL FOUNDATION AND COMMUNITY ACTIVISM

In 2009, Caldwell and his wife, Cheryl, launched The Jim and Cheryl Caldwell Foundation. The Foundation is committed to the educational empowerment of children through digital technology and "Preparing young minds for advancement in the 21st Century."

To achieve this, the Caldwells create and provide community centers with integrated digital technology that serves as a catalyst to impact, change and enrich a child's learning proficiency.

In September 2014, The Jim and Cheryl Caldwell Foundation, in collaboration with the Detroit Lions, opened "The Project Phoenix Learning Center," a new 21st Century computer lab and learning center at the Detroit Lions

Academy. The learning center includes new computers with Promethean ActivBoards, ActivSlate, ActivExpressions, a network printer, internet accessibility and specialized interactive instructional software.

Caldwell returned to his hometown of Beloit, Wisc., in May 2016 where he and Cheryl opened their eighth Project Phoenix Learning Center. That learning center now impacts youth at the E.J. Dalton Boys and Girls Club.

Caldwell also supports the Detroit-area Midnight Golf Program that teaches under-served young adults the game of golf and important life skills, including financial literacy, college preparation and community activism.

Caldwell has served as honorary chairman for the Charlie Sanders Foundation "Have A Heart Save A Life" Celebrity Golf Outing, which provides support to Student Healthy Heart Check programs provided by Beaumont Hospital and the Henry Ford Health System.

During his first-year as the Lions head coach, Caldwell was honored by the Detroit Historical Society's Black Historic Sites Committee after becoming the Lions' first African American head coach.

Caldwell is a two-time recipient (2009, 2010) of the Fritz Pollard Alliance Johnnie L. Cochran Jr. Salute to Excellence Award.

PERSONAL BACKGROUND

Born January 16, 1955 in Beloit, Wisc., Caldwell graduated from Beloit Memorial High School in 1973 after earning nine varsity letters in three sports (football, basketball and track) and membership into the National Honor Society. As a senior, he helped lead his football team to an undefeated season and the basketball team to a state championship.

Caldwell was inducted in the high school's Hall of Fame in 2011 and the Wisconsin Football Coaches Association Hall of Fame in 2013.

In May 2016, the Beloit (Wisc.) School District dedicated the James Caldwell Gymnasium at the newly-opened Fran Fruzen Intermediate School in his honor.

He and his wife, Cheryl, have four children: Jimmy, Jermaine, Jared and Natalie.

CALDWELL'S HEAD COACHING RECORD

Regular Season

YEAR	TEAM	G	W	L	T	PCT.	RESULT
2009	Ind	16	14	2	0	.875	1st ACF South
2010	Ind	16	10	6	0	.625	1st AFC South
2011	Ind	16	2	14	0	.125	4th AFC South
2014	Det	16	11	5	0	.688	2nd NFC North
2015	Det	16	7	9	0	.438	3rd NFC North
2016	Det	16	9	7	0	.563	2nd NFC North
TOTALS		96	53	43	0	.552	

Postseason

YEAR	TEAM	G	W	L	T	PCT.	PLAYOFF BERTH
2009	Ind	3	2	1	0	.667	Super Bowl XLIV
2010	Ind	1	0	1	0	.000	AFC Wild Card
2014	Det	1	0	1	0	.000	NFC Wild Card
2016	Det	1	0	1	0	.000	NFC Wild Card
TOTALS		6	2	4	0	.333	

OVERALL

	G	W	L	T	PCT.
Regular Season	96	53	43	0	.552
Postseason	6	2	4	0	.333
TOTALS	102	55	47	0	.539

CALDWELL'S COACHING CAREER

Detroit Lions	2014-
Head Coach	2014-
Baltimore Ravens	2012-13
Offensive Coordinator	2013
Quarterbacks/Offensive Coordinator	2012
Indianapolis Colts	2002-11
Head Coach	2009-11
Associate Head Coach	2008
Assistant Head Coach/Quarterbacks	2006-07
Quarterbacks	2002-05
Tampa Bay Buccaneers	2001
Quarterbacks	2001
Wake Forest University	1993-2000
Head Coach	1993-2000
Penn State University	1986-92
Passing Game Coordinator/Quarterbacks	1988-92
Quarterbacks	1987
Wide Receivers	1986
University of Louisville	1985
Assistant Coach	1985
University of Colorado	1982-84
Assistant Coach	1982-84
Northwestern University	1981
Assistant Coach	1981
Southern Illinois University	1978-1980
Assistant Coach	1978-1980
University of Iowa	1977
Graduate Assistant	1977



TERYL AUSTIN

DEFENSIVE COORDINATOR

Year in NFL: 14
Years with Lions: 4

[Complete biographical information available on nflomg.com](#)

Teryl Austin joined the Detroit Lions as the team's defensive coordinator in 2014 after spending the previous three seasons as the Baltimore Ravens defensive backs coach. In his first season at the helm of the Lions' defense in 2014, Austin led one of the NFL's most dominant units as Detroit finished the season ranked No. 2 in total defense (300.9 yards per game) and No. 1 in rushing defense (69.3 yards per game). Between 2014-16, a span that featured two trips to the postseason, the Lions ranked in the Top 10 in opponent yards per game (8th, 238.9), rushing yards per game (4th, 96.2) and games allowing 20 points or less (7th, 27).

A former safety at the University of Pittsburgh, Austin brings 26 years of defensive coaching experience to the Lions' staff, specifically with a special talent for developing and teaching defensive backs. He spent 10 seasons as a defensive backs coach in the NFL, including stints with the Seattle Seahawks (2003-06), Arizona Cardinals (2007-09) and most recently with the Ravens (2011-13). In each of those three stops, he helped his teams pave the way to Super Bowl appearances (Seattle in 2005, Arizona in 2008 and Baltimore in 2012). In 2012, he helped guide the Ravens to a win in Super Bowl XLVII in New Orleans.

LIONS COACHING HIGHLIGHTS

2016: The Lions tied for second in the NFL by holding opponents to 21 points or less in 10 games, including an eight-week streak (Weeks 7-15) where the team went 6-2 during that span. Detroit's defense in Austin's third year at the helm featured playmakers at every position that helped the Lions reach their second playoff berth in the last three seasons.

- First-year DE Kerry Hyder emerged to lead the team in sacks after spending the previous season as a member of the practice squad. Hyder recorded two multi-sack games in 2016 and earned the team's Chuck Hughes Most Improved Player Award.
- The Lions secondary featured four safeties who recorded interceptions in 2016. S Glover Quin, S Tavon Wilson and S Rafael Bush each recorded two interceptions, while rookie S Miles Killebrew picked off his first career pass at New Orleans (12/4).
- CB Darius Slay's two interceptions in 2016 led directly to Lions victories. He tied for an NFL-high two interceptions inside the final two minutes of the fourth quarter, picking off passes against Philadelphia (10/9) to seal the win and against Minnesota (11/6) to set up the game-winning field goal.
- LB Tahir Whitehead, who re-signed with the team to a two-year contract at the beginning of the 2016 season, finished the year with a team-leading 132 total tackles (99 solo), marking the first time in his career that he eclipsed 100 total tackles in a season.

2015: The Lions defense rebounded in the second half of the 2015 season, helping lead Detroit to a 6-2 finish over the final eight games of the season. From Weeks 10-17, the Lions allowed only 19.4 points and 313.3 yards per game over the final eight games, which ranked seventh and eighth, respectively, in the NFL during that span.

- The Lions were among the best in the NFL in attacking the quarterback in 2015, as they finished tied for seventh in sacks with 43.0. The team's 43.0 sacks tied for fifth all-time in Lions history for single-season sacks. Detroit also led the League in team tackles for loss with 98.
- The Lions' defense was led by DE Ezekiel Ansah, who punched his ticket to his first-career Pro Bowl and an Associated Press Second Team All-Pro selection following a career-high 14.5 sacks. His 14.5 sacks ranked second behind only Raiders DE Khalil Mack (15.0) and Texans DE J.J. Watt (17.5).

2014: Detroit finished the 2014 season yielding 1,109 rushing yards, and became the ninth team in NFL history to finish the season allowing less than 70 rushing yards per game. In 16 games, the Lions allowed 69.3 rushing yards

per game and finished with the ninth-best opponent rushing yards allowed per game average in NFL history. The team's 17.6 points allowed per game also ranked third in the NFL that season.

- The 69.3 rushing yards allowed per game by the Lions in 2014 also set a franchise record, breaking the previous mark set in 1970 (82.3 yds/g).
- 2014 marked the first time the Lions finished in the Top-2 in total defense since 1970 and first since the NFL started playing a 16-game schedule in 1978.
- Detroit set a new franchise record in the team's playoff game at Dallas (1/4/15) as the team registered six sacks (51 yards lost) against the Cowboys. The Lions' six sacks surpassed the previous high of four sacks garnered at Cleveland December 28, 1952. The team's six sacks doubled the highest previous total (3 vs. Dallas 1/5/92) since sacks became an official statistic in 1982.
- Quin, with seven interceptions in 2014, became the first Lions player to lead the NFL in interceptions since Hall of Fame CB Lem Barney in 1967 when he registered 10 during his exceptional rookie campaign. Quin is the first Lions defensive player to finish the season with sole possession of first place among league leaders in interceptions since Hall of Fame DB Jack Christensen in 1953.

ADDITIONAL COACHING HIGHLIGHTS

- Coached the Baltimore Ravens secondary from 2011-13. During that span, the Ravens ranked first in the NFL in pass defenses with 298. In his three seasons in Baltimore, the Ravens defense ranked in the Top-10 in Red Zone defense, including a League-leading opponent touchdown percentage of 38.1 in 2011.
- As defensive coordinator at the University of Florida in 2010, the Gators recorded 22 interceptions, the fourth-most in the nation that season. The Florida defensive backfield also returned four of those picks for touchdowns.
- Mentored three Cardinals defensive backs to the Pro Bowl as Arizona's defensive backs coach in 2009, including CB Dominique Rodgers-Cromartie, S Antrel Rolle and S Adrian Wilson. His Cardinals secondary also led the League in interception-touchdowns (six) in 2007.
- In his first NFL coaching stint, Austin's defensive backfield in Seattle ranked 10th in the NFL in interceptions with 67 over his four seasons (2003-06).
- Spent time as defensive backs coach at Michigan (1999-2002), Syracuse (1996-98) and Wake Forest (1993-95). He also served as a graduate assistant at Penn State from 1991-92.

Austin joined the Baltimore Ravens staff in 2011 and quickly developed the team's secondary into an integral part of one of the NFL's most consistent and feared defenses in recent years. In 2012, Austin helped guide the Ravens defense to six interceptions in the postseason en route to the team's Super Bowl XLVII championship run. Over his three seasons in Baltimore (2011-13), the Ravens also ranked first in the NFL in pass defenses with 298.

Austin's history of progressing NFL talent both young and experienced is well-documented. In 2013, Austin's starting CBs Lardarius Webb (second) and Jimmy Smith (14th) both finished in the Top-15 in the NFL in pass defenses with 22 and 16, respectively. The Ravens also saw progression from first-round draft pick S Matt Elam, who Austin also mentored during his time as defensive coordinator at the University of Florida. Under Austin's tutelage, veteran S Ed Reed earned his ninth career Pro Bowl nod in 2012 after co-leading the team in interceptions with four that season. Reed also recorded his ninth career postseason interception in Super Bowl XLVII as the Ravens led all playoff teams with six interceptions.

In 2011, the Ravens led the NFL in passing touchdowns allowed with a League-low 11 and surrendered the third-fewest points (16.6 avg/game), tying an NFL record by ranking in the Top-3 in points allowed for the fourth consecutive season.

Prior to joining the Ravens, Austin earned his first stint as a defensive coordinator with Florida in 2010. His Gators defense tallied 22 interceptions that season, ranking fourth in the NCAA and returning four of those picks for touchdowns. In SEC games, Florida led the conference in total defense by allowing only 310.8 yards per game.

Austin's college coaching career dates back to his days as a graduate assistant at Penn State from 1991-92. He has held positions as defensive backs coach at three prestigious universities, including Michigan (1999-2002), Syracuse (1996-98) and Wake Forest (1993-95) where he worked under Lions Head Coach Jim Caldwell for three seasons. Among the college players Austin helped prepare for NFL careers include CB Will Allen (Syracuse), LB Keith

Bulluck (Syracuse) and CB Marlin Jackson (Michigan).

A three-year starter and four-year letterman at Pittsburgh, Austin played safety for the Panthers from 1984-87. He earned his bachelor's degree in communications from the University of Pittsburgh in 1988 and went on to play for the Montreal Machine of the World League of American Football in 1991 after attending training camps with the Washington Redskins and Hamilton Tiger-Cats (CFL). He attended Sharon (Pa.) High School.

Austin and his wife, April, have five children, including sons Tyler, Trey and Torin, and daughters Alexa and Alivia.

AUSTIN'S COACHING BACKGROUND

Detroit Lions	2014-
Defensive Coordinator	2014-
Baltimore Ravens	2011-13
Secondary	2011-13
Florida	2010
Defensive Coordinator/Cornerbacks	2010
Arizona Cardinals	2007-09
Defensive Backs	2007-09
Seattle Seahawks	2003-06
Defensive Backs	2003-06
Michigan	1999-2002
Defensive Backs	1999-2002
Syracuse	1996-98
Defensive Backs	1996-98
Wake Forest	1993-95
Defensive Backs	1993-95
Penn State	1991-92
Graduate Assistant	1991-92



JIM BOB COOTER

OFFENSIVE COORDINATOR

Year in NFL: 9
Years with Lions: 4

Complete biographical information available on nflomg.com

Lions Offensive Coordinator Jim Bob Cooter came to Detroit in 2014 as the team's quarterbacks coach before being promoted to his current post in Week 8 of the 2015 season. With Cooter's expertise playing an instrumental role in guiding Detroit to two postseason appearances in the last three seasons, the Lions offense has evolved into a unit that thrives on efficiency, ball security and the ability to execute impact plays late in the game.

Entering his ninth season as an NFL coach, Cooter came to Detroit after serving as an offensive assistant in Denver, helping guide the Broncos offense to a berth in Super Bowl XLVIII in 2013.

LIONS COACHING HIGHLIGHTS

2016: In 2016, Cooter's first full season as offensive coordinator, the Lions scored on 64 of the team's 156 offensive possessions (41.0 percent), which ranked seventh in the NFL. With only 15 giveaways last season (10 interceptions, five lost fumbles), the Lions also set a new franchise record for fewest giveaways in a single-season since 1940. This year's total surpassed the team's previous best of 20 accomplished twice (2014, 2004).

- QB Matthew Stafford, under Cooter's tutelage, thrived in the clutch in 2016 as he led the Lions on eight fourth-quarter game-winning drives. According to Elias Sports Bureau, Stafford recorded the most game-winning drives accumulated by a quarterback in a season since the 1970 Merger.
- Stafford played in his 100th career game in Week 7 vs. Washington (10/23) as he became the first quarterback in franchise history to reach that milestone. By reaching 100 career games in 2016, Stafford achieved the minimum to qualify among the best passers in NFL history with respect to passing yards per game. With a mark of 278.0 (30,303 yards in 109 games) following the 2016 season, Stafford concluded the year in second place on the NFL's all-time list behind Saints QB Drew Brees (283.7; 66,111 yards in 233 games).
- The Lions had five players record 50+ receptions, respectively, in 2016 (WR Golden Tate (91), WR Anquan Boldin (67), TE Eric Ebron (61), WR Marvin Jones Jr. (55) and RB Theo Riddick (53). Detroit became the fifth team in NFL history, and first in franchise history, to feature five different players with at least 50 catches in a season. Other teams to accomplish this include the 1980 Cleveland Browns, 1994 New England Patriots, 2011 New Orleans Saints and 2013 Denver Broncos.
- As the team's first-round (16th overall) selection in the 2016 NFL Draft, rookie T Taylor Decker started all 16 games at left tackle for the Lions in 2016. Decker became the first Lions rookie offensive tackle to start all 16 games in a season since T Jeff Backus in 2001. Decker became the third rookie offensive lineman, joining Backus and G Larry Warford (2013), to start all 16 games since 2000.

2015: After taking over as the team's offensive coordinator in Week 8, Cooter helped lead Detroit to a 6-2 record over the final eight games of the season. In the final eight games of the 2015 season, Stafford accumulated the highest passer rating (110.1) over eight games by a Lions quarterback as he surpassed the 106.7 rating registered by QB Greg Landry over an eight-game span in 1976. He also set the franchise's eight-game record for completion percentage (70.0 pct) by surpassing the 68.9 completion percentage tallied by QB Jon Kitna over eight games in 2006-07.

- Under Cooter, Stafford maintained his place among the League's passing leaders as he finished the 2015 season ranked in the Top-10 in multiple league categories, including passer rating (9th, 97.0), passing yards (8th, 4,262), pass completions (5th, 398), completion percentage (5th, 67.2) and passing touchdowns (T-7th, 32).
- With Tate (90), WR Calvin Johnson (88) and Riddick (80) each reaching the 80+ catch mark in 2015, this

marked the first time in team history that three teammates each finished with at least 80 catches, respectively. The Lions accomplished this feat for only the fifth time in NFL history, joining the 2000 St. Louis Rams, 2002 Oakland Raiders, 2011 New Orleans Saints and 2014 Chicago Bears.

- With the Lions netting 282 passing yards at Chicago in the season finale, the team finished with 4,212 passing yards on the season and reached 4,000+ for the fifth-consecutive year. Detroit is the sixth team in NFL history with five-straight 4,000-yard net passing seasons, the Lions' 2015 total of 4,212 net passing yards ranks as the fifth-best in franchise history.
- The Lions also led the NFL in 2015 in red zone efficiency with a touchdown-percentage of 69.4. On 49 red zone possessions, the Lions scored 44 times (34 TD, 10 FG).

2014: In Cooter's first season in Detroit, he helped Stafford become the first Lions quarterback to play in the Pro Bowl since QB Greg Landry in 1972. After replacing Manning in the 2015 Pro Bowl, Stafford threw for 316 yards and two touchdowns and was named the game's Most Valuable Player.

- With two touchdown passes in the Lions' Week 8 comeback win over Atlanta in London (10/26), Stafford reached 120 touchdown passes for his career and became the Lions all-time leader in that category, breaking Hall of Fame QB Bobby Layne's previous record of 118. His current total stands at 163.
- Stafford also displayed a knack for leading the offense on third down as he tied for fifth in the NFL in third-down completions with 100. He also threw 10 touchdown passes on third down last season.

With Cooter as a member of the coaching staff in 2013, the Broncos offense ranked first in the NFL in multiple categories, including total yards per game (465.3), total touchdowns (76), points per game (37.9), and set an NFL single-season record with 606 points scored. Broncos QB Peyton Manning set NFL records in passing yards (5,477) and passing touchdowns (55), and led the NFL in completions (450) as the team earned their third-straight AFC West division title.

Cooter's previous NFL coaching experience includes stops with the Kansas City Chiefs (2012) and Indianapolis Colts (2009-2011). While with the Chiefs, the team ranked first in the AFC (fifth in the NFL) with 149.7 rushing yards per game as RB Jamaal Charles was named to his second Pro Bowl after racking up 1,509 yards and five rushing touchdowns.

During his three seasons in Indianapolis, he served three years on the offensive staff under Colts Offensive Coordinators Clyde Christensen and Tom Moore. The Colts won back-to-back AFC South division titles in 2009 and 2010, including a 14-game winning streak in 2009 to propel the team to an appearance in Super Bowl XLIV against New Orleans.

A former quarterback at the University of Tennessee, Cooter got his coaching start at his alma mater as a graduate assistant from 2007-08. As a player, he appeared in six games for the Volunteers and earned four Academic All-Southeastern Conference honors. He earned a bachelor's degree in sports management from Tennessee in 2006 and went on to receive a master's degree in sports psychology in 2008.

Cooter is a native of Fayetteville, Tenn.

COOTER'S COACHING BACKGROUND

Detroit Lions	2014-
Offensive Coordinator	2015-
Quarterbacks	2014-15
Denver Broncos	2013
Offensive Assistant	2013
Kansas City Chiefs	2012
Offensive Quality Control	2012
Indianapolis Colts	2009-2011
Assistant to Offensive Coordinator	2011
Offensive Assistant	2010
Staff Assistant to Offense	2009
Tennessee	2007-08
Graduate Assistant	2007-08



JOE MARCIANO

SPECIAL TEAMS COORDINATOR

Year in NFL: 31
Years with Lions: 3

[Complete biographical information available on nflomg.com](http://nflomg.com)

With 31 years of experience coaching special teams in the NFL, Joe Marciano is currently in his third season at the helm of the Lions' special teams units. He originally came to Detroit in 2015 after spending the 2014 season as a special teams consultant for the Minnesota Vikings, a role he filled following 12 seasons as the Houston Texans' special teams coordinator from 2002-13.

LIONS COACHING HIGHLIGHTS

2016: Highlighting the Lions' 2016 special teams success was K Matt Prater, who earned his second career trip to the Pro Bowl after connecting on a career-high 31 field goals (T-7th in NFL). His 31 field goals made rank third all-time in Lions single-season history behind only K Jason Hanson.

- Prater, with a 54-yard field goal in the season finale vs. Green Bay (1/1), recorded his seventh 50-yard field goal of the season, marking the second-most by a Lions kicker in franchise history (Hanson, 8 in 2008).
- With 124 points scored, Prater led the Lions in scoring in 2016. He reached 120+ points for the eighth time in team history and became the first player to accomplish this since Hanson's franchise single-season record of 134 points in 2012. Prater's 124 points rank as the sixth-highest single-season total in team history.
- P Sam Martin capped off 2016 with one of the best stretches of any punter as his 44.2 net punting average ranks third all-time in NFL history (2nd in 2016). His gross punting average of 48.5 also ranked third in the NFL in 2016.
- Martin punted the ball 62 times in 2016, with 31 of them traveling 50 yards or more (50.0), which led all punters in the NFL.
- Prior to the 2016 season, Martin owned the top three marks for net punting in Lions history. With a 44.2 net average in 2016, he re-set his previous franchise record of 42.0 established in 2015, and now holds the top four marks for net punting.
- In his 13th NFL season, veteran LS Don Muhlbach played in all 16 games in 2016, moving his total career games played with the Lions to 196. He now ranks fourth on the franchise's all-time list for career games played and trails Wayne Walker (200) for third place.

2015: Martin posted a then-career-career-high single-season net punting average of 42.0 in 2015 which ranked fourth in the NFL, while Prater converted 22 of his 24 field goal attempts in 2015, including 17 in a row to start the season. Prater's 17 consecutive field goals to start the season marked the longest streak to start a season in Lions history.

- Prater's highlight came in Week 17, where he buried a franchise record 59-yarder in the swirling wind at Soldier Field against Chicago as time expired in the first half.
- S Don Carey finished tied for fourth in the NFL in special teams tackles in 2015 (16), and finished first in solo special teams tackles (14).

ADDITIONAL COACHING HIGHLIGHTS

- Spent 12 seasons as the Houston Texans special teams coordinator (2002-13). Up until his departure from Houston in 2013, Marciano and running backs coach Chick Harris were the only coaches to have been with the Texans since the team's inception in 2002.
- Began his NFL coaching career in New Orleans as the Saints' special teams/tight ends coach from 1986-1994 before switching primarily to special teams in 1995. Also coached the Tampa Bay Buccaneers' special teams units from 1996-2001 where he crossed paths with Lions Head Coach Jim Caldwell in 2001, who was the team's quarterbacks coach that season.
- During his tenure in Houston, the Texans ranked among the Top-10 in the NFL in multiple special teams categories, including punt return yards (8th; 4,232), kickoff return yards (5th; 17,687), total kick return yards (2nd; 21,919), opponent punt return average (7th; 8.5) and opponent punt return yards (9th; 3,537).
- Mentored multiple players to the Pro Bowl, including KR Jerome Mathis, K Martin Gramatica, K Morten Andersen and DB Tyrone Hughes.

Marciano helped the Houston special teams units set multiple records in his 12 seasons with the team. In 2012, rookie WR Keshawn Martin ranked fifth in the NFL with a franchise-record 12.14 yards average on punt returns, while P Donnie Jones set a team single-season high with a 47.2 yards punting average and a 40.5 yards net punting average. In 2011, former wide receiver Jacoby Jones recorded a career-high 518 yards on punt returns and set a franchise record with the third punt return touchdown of his career, while K Neil Rackers set new club marks with 135 points and 32 field goals made.

The Texans tied three NFL special teams records in 2007 under Marciano, as Houston became the fourth team in NFL history to record four kickoff return touchdowns in a single season. WR Andre Davis tied another League record when he returned two kickoffs for touchdowns in one game, becoming only the seventh player in NFL history to do so. Against Miami, K Kris Brown became just the third player ever to make three field goals of 50 yards or longer in one game.

Marciano came to Houston after spending the previous six seasons (1996-2001) with the Tampa Bay Buccaneers where he served in the same capacity under former head coach Tony Dungy. In six seasons with Tampa, 10 players received NFC Special Teams Player of the Week honors under Marciano's tutelage.

Before coming to Tampa Bay, Marciano coached the New Orleans Saints special teams units for 10 seasons (1986-1995), as well as the team's tight ends for nine seasons (1986-1994).

Marciano's coaching roots date back to Wyoming Area (Pa.) High School in 1976 before he moved on to various assistant coach positions in the college ranks, including East Stroudsburg State (1977), Rhode Island (1978-79), Villanova (1980), Penn State (1981) and Temple (1982). He also coached special teams for the former USFL's Philadelphia/Baltimore Stars from 1983-1985.

A native of Dunmore, Pa., Marciano played collegiately at Temple, where he earned a bachelor's degree in health and physical education. Prior to being hired by the Lions, Marciano resided in Missouri City, Texas with his son, Joseph.

MARCIANO'S COACHING BACKGROUND

Detroit Lions	2015-
Special Teams Coordinator	2015-
Minnesota Vikings	2014
Interim Special Teams Coordinator	2014
Houston Texans	2002-2013
Special Teams Coordinator	2002-2013
Tampa Bay Buccaneers	1996-2001
Special Teams Coordinator	1996-2001
New Orleans Saints	1986-1995
Special Teams Coordinator	1995
Special Teams/Tight Ends	1986-94
Philadelphia/Baltimore Stars (USFL)	1983-85
Special Teams/Tight Ends	1983-85
Temple	1982
Special Teams/Tight Ends	1982
Penn State	1981
Tight Ends	1981
Villanova	1980
Wide Receivers	1980
Rhode Island	1978-79
Wide Receivers	1978-79
East Stroudsburg State	1977
Tight Ends	1977
Wyoming Area High School	1976
Assistant Coach	1976



RON PRINCE

ASSISTANT HEAD COACH/OFFENSIVE LINE

Year in NFL: 7

Years with Lions: 4

[Complete biographical information available on nflomg.com](#)

Ron Prince joined the Lions in 2014 as assistant head coach/tight ends and took over the team's offensive line unit midway through the 2015 season. Serving also as the team's assistant head coach, Prince has been a key voice on a Lions offense that has guided Detroit to two postseason berths since Jim Caldwell arrived in 2014.

Prince came to Detroit from Rutgers, where he served as the offensive coordinator in 2013. Now in his fourth season in Detroit, Prince possesses 25 years of coaching experience, including seven in the NFL. He has previously held assistant offensive line positions with the Jacksonville Jaguars (2012) and Indianapolis Colts (2010-11), and has been a head coach (Kansas State) and offensive coordinator (Virginia, Rutgers) during his 19 years at the collegiate level.

LIONS COACHING HIGHLIGHTS

2016: Detroit's offensive line helped block for a Lions offense that set a new NFL record for the most wins in a season after trailing in the fourth quarter, surpassing the previous total of seven set by the 2009 Indianapolis Colts (also coached by Jim Caldwell).

- As the team's first-round (16th overall) selection in the 2016 NFL Draft, rookie T Taylor Decker started all 16 games at left tackle for the Lions in 2016. Decker became the first Lions rookie offensive tackle to start all 16 games in a season since T Jeff Backus in 2001. Decker became the third rookie offensive lineman, joining Backus and G Larry Warford (2013), to start all 16 games since 2000.
- The Lions also saw production and versatility from 2016 third-round pick G/C Graham Glasgow, who played in 15 games with 11 starts, including seven starts at left guard and four at center.
- In 2016, the Lions scored on 64 of the team's 156 offensive possessions (41.0 percent), which ranked seventh in the NFL.

2015: Prince took over the Lions' offensive line unit midway through the season after beginning the 2015 slate as the team's tight ends coach, helping Detroit's offensive front protect QB Matthew Stafford as the Lions' offense soared to new heights in the final eight games of the season.

- The Lions' offense flourished in the final eight weeks of the season, ranking seventh in points per game (26.1) and tied for fifth in total touchdowns (24) during that span. QB Matthew Stafford also accumulated the highest passer rating (110.1) over eight games by a Lions quarterback as he surpassed the 106.7 rating registered by QB Greg Landry over an eight-game span in 1976. He also set the franchise's eight-game record for completion percentage (70.0 pct) by surpassing the 68.9 completion percentage tallied by QB Jon Kitna over eight games in 2006-07.
- Detroit's offensive line paved the way for five straight games with 100+ yards rushing in the second half of the 2015 season under Prince (Weeks 11-15).

2014: Before taking over as offensive line coach, Prince helped develop TE Eric Ebron into a true threat on offense, as Ebron totaled 20 receptions for 268 yards and three touchdowns in the first seven games of the 2015 season. Ebron finished the year with career highs in receptions (47), receiving yards (537) and touchdowns (five).

In 2013, Prince led Rutgers to the Pinstripe Bowl and saw two of his players, TE Tyler Kroft and RB Paul James, earn All-American Athletic Conference honors in 2013.

Prince worked as an assistant offensive line coach in the NFL from 2010-12 with the Jaguars and Colts. In 2010, he helped Indianapolis' offensive line pave the way for more than 5,000 yards of total offense for the 13th-consecutive season en route to the team's second-straight AFC South division championship. His unit also finished tied atop the NFL in sacks allowed with 16 on 695 pass attempts as the Colts' offense ranked fourth in total

offense and first in passing offense. Prince also guided C Jeff Saturday to a fifth Pro Bowl selection that season, and the offensive line unit protected QB Peyton Manning as he set an NFL single-season record with 450 pass completions.

Before jumping to the NFL ranks, Prince served various positions at Kansas State (2006-08) and Virginia (2001-05, 2009), respectively. Before returning to Virginia in 2009 to coach special teams, Prince was the head coach at Kansas State where he led the Wildcats to 17 wins, the most by any head coach in his first three seasons in school history. In 2003, he was promoted from offensive line coach to offensive coordinator at Virginia as he commandeered the Cavaliers' offense to four consecutive bowl games from 2002-05. During Prince's time at Virginia, 11 players earned All-ACC honors, including the conference's 2002 Player of the Year, QB Matt Schaub. Among the NFL talent Prince helped develop at both programs include T D'Brickashaw Ferguson, QB Josh Freeman, TE Heath Miller, WR Jordy Nelson, T Eugene Monroe, T Brandon Albert and G Elton Brown.

A native of Junction City, Kan., and former offensive lineman at Dodge City Community College (1988-89), Prince began his coaching career at the school as a volunteer in 1992 before earning his first coaching job at Alabama A&M as offensive line coach in 1993. His previous collegiate coaching stops include offensive line positions at South Carolina State (1994), James Madison (1995-97) and Cornell (1998-2000). He also served minority coaching internships with the Jaguars (1996), Washington Redskins (1997), Atlanta Falcons (1998) and New York Giants (2000).

Prince played collegiately for two seasons at Appalachian State from 1990-91, where he also earned a bachelor's degree in history in 1992, after beginning his playing career at Dodge City. He has four children, Deuce, James, Grace and John.

PRINCE'S COACHING BACKGROUND

Detroit Lions	2014-
Assistant Head Coach/Offensive Line	2015-
Assistant Head Coach/Tight Ends	2014
Rutgers	2013
Offensive Coordinator	2013
Jacksonville Jaguars	2012
Assistant Offensive Line	2012
Indianapolis Colts	2010-11
Assistant Offensive Line	2010-11
Virginia	2009
Special Teams	2009
Kansas State	2006-08
Head Coach	2006-08
Virginia	2001-05
Offensive Coordinator	2003-05
Offensive Line	2001-02
Cornell	1998-2000
Running Game/Offensive Line	1999-2000
Offensive Line	1998
James Madison	1995-97
Offensive Line	1995-97
South Carolina State	1994
Offensive Line	1994
Alabama A&M	1993
Offensive Line	1993
Dodge City Community College	1992
Volunteer	1992



BRIAN CALLAHAN

QUARTERBACKS

Year in NFL: 8
Years with Lions: 2

[Complete biographical information available on nflomg.com](#)

Brian Callahan came to Detroit as the team's quarterbacks coach in 2016 following a six-year stint with the Denver Broncos, where he concluded his tenure as the offensive assistant/quarterbacks coach during the 2015 season en route to the team's Super Bowl 50 win over Carolina. In his first season with the Lions, Callahan's continued development of QB Matthew Stafford was evident in Detroit's second trip to the postseason in three years.

LIONS COACHING HIGHLIGHTS

2016: With 347 yards in the season finale against Green Bay, Stafford surpassed 30,000 yards in the fewest games (109) ever by a quarterback in NFL history. He broke the previous record of 114 set by Hall of Fame QB Dan Marino and QB Kurt Warner.

- In 2016, Stafford led the Lions on eight fourth-quarter game-winning drives. According to Elias Sports Bureau, Stafford recorded the most game-winning drives accumulated by a quarterback in a season since the 1970 Merger.
- Stafford's 65.3 completion percentage in 2016 ranks second all-time in Lions history, behind only his 67.2 percentage in 2015. His 24 touchdowns last season also tied for sixth on the Lions' all-time single-season list, as he now holds six of the Top 10 marks for single-season passing touchdowns.
- Stafford played in his 100th career game in Week 7 vs. Washington (10/23) as he became the first quarterback in franchise history to reach that milestone. By reaching 100 career games in 2016, Stafford achieved the minimum to qualify among the best passers in NFL history with respect to passing yards per game. With a mark of 278.0 (30,303 yards in 109 games) following the 2016 season, Stafford concluded the year in second place on the NFL's all-time list behind Saints QB Drew Brees (283.7; 66,111 yards in 233 games).

Callahan joined the Broncos staff in 2010 and worked in a variety of roles on the offensive side of the ball, including offensive quality control coach (2011-12) and offensive assistant (2013-14). During his time in Denver, Callahan helped mold one of the NFL's most consistent offenses and was a part of five consecutive AFC West titles. In 2014, the Broncos ranked fourth in total offense (402.9 ypg) and second in scoring offense (30.1 ppg) as six offensive starters were named to the Pro Bowl. The previous season, QB Peyton Manning earned his fifth Most Valuable Player Award as the Denver offense set NFL single-season records for points scored (606) and touchdown passes (55) on the way to the team's third consecutive AFC West title and a berth in Super Bowl XLVIII.

Prior to entering the NFL ranks, Callahan coached two years (2008-09) at Junipero Serra High School in San Mateo, Calif., where he worked with the school's quarterbacks. His coaching career began in 2006 as a graduate assistant at UCLA, working in the Bruins' football operations department. His role expanded in 2007 as he worked with the team's wide receivers, while also breaking down UCLA opponent game video, aiding coaches with game preparation, directing the defensive scout team and breaking down opponents' special teams units.

A former walk-on quarterback at UCLA who earned a scholarship, Callahan appeared in all 13 games as a holder on the field goal and extra point units as a senior. He received a bachelor's degree in sociology from UCLA in 2006 before earning a master's in education from the school in 2008.

A native of Champaign, Ill., Callahan is married to his wife, Allyson, and together they have a daughter, Norah. His father, Bill, is currently the offensive line coach for the Washington Redskins.

CALLAHAN'S COACHING BACKGROUND

Detroit Lions	2016-
Quarterbacks	2016-
Denver Broncos	2010-15
Offensive Assistant/Quarterbacks	2015
Offensive Assistant	2013-14
Quality Control-Offense	2011-12
Coaching Assistant	2010
Junipero Serra High School (Calif.)	2008-09
Offensive Coordinator/Quarterbacks	2009
Quarterbacks	2008
UCLA	2006-07
Graduate Assistant	2006-07



DEVIN FITZSIMMONS

ASSISTANT SPECIAL TEAMS COACH

Year in NFL: 5
Years with Lions: 4

[Complete biographical information available on nflomg.com](http://nflomg.com)

Devin Fitzsimmons re-joined the NFL coaching realm in 2014 as the Lions' assistant special teams coach and returns for his fourth year with the team in 2017. Fitzsimmons has helped establish Detroit as one of the most consistent and efficient special teams units in the NFL since 2014, with valuable contributions coming from the kicking, punting and coverage teams. He earned his NFL start in 2011 while with the Indianapolis Colts as the team's offensive quality control coach.

LIONS COACHING HIGHLIGHTS

2016: Highlighting the Lions' 2016 special teams success was K Matt Prater, who earned his second career trip to the Pro Bowl after connecting on a career-high 31 field goals (T-7th in NFL). His 31 field goals made rank third all-time in Lions single-season history behind only K Jason Hanson.

- Prater, with a 54-yard field goal in the season finale vs. Green Bay (1/1), recorded his seventh 50-yard field goal of the season, marking the second-most by a Lions kicker in franchise history (Hanson, 8 in 2008).
- With 124 points scored, Prater led the Lions in scoring in 2016. He reached 120+ points for the eighth time in team history and became the first player to accomplish this since Hanson's franchise single-season record of 134 points in 2012. Prater's 124 points rank as the sixth-highest single-season total in team history.
- P Sam Martin capped off 2016 with one of the best stretches of any punter as his 44.2 net punting average ranks third all-time in NFL history (2nd in NFL in 2016). His gross punting average of 48.5 also ranked third in the NFL in 2016.
- Martin punted the ball 62 times in 2016, with 31 of them traveling 50 yards or more (50.0), which led all punters in the NFL.
- In his 13th NFL season, veteran LS Don Muhlbach played in all 16 games in 2016, moving his total career games played with the Lions to 196. He now ranks fourth on the franchise's all-time list for career games played and trails Wayne Walker (200) for third place.

2015: Following coaching staff changes in Week 8 of the 2015 season, Fitzsimmons was promoted to the Lions' tight ends coach for the remainder of the season. After taking over the tight end room, Fitzsimmons saw TEs Eric Ebron, Brandon Pettigrew and Tim Wright combine for 32 catches, 316 yards and four touchdowns in the final nine games of the 2015 season.

- The Lions were one of only 10 teams in the NFL to have three tight ends with at least one touchdown reception.
- In his second NFL season, Ebron nearly doubled his production from 2014 in both receptions (47) and receiving yards (537) and finished with five touchdowns.
- Prater's highlight came in Week 17, where he buried a franchise record 59-yarder in the swirling wind at Soldier Field against Chicago as time expired in the first half.
- S Don Carey finished tied for fourth in the NFL in special teams tackles in 2015 (16), and finished first in solo special teams tackles (14).

2014: Martin finished the 2014 season ranking in the Top-10 for net punting average for the second-consecutive season, ranking ninth (40.1).

- On kickoffs, Martin was among the NFL's best in preventing opponent returns with touchbacks as he

- finished the 2014 season tied for fifth in percentage of touchbacks on kickoffs (71.6-percent).
- Fitzsimmons and the Lions special teams unit displayed their knack for play-calling in Week 10 of 2014 vs. Miami (11/9) as Martin completed two passes out of punt formation in the game, one of which went for 24 yards to FB Jed Collins for a first down.

Before joining the Lions, Fitzsimmons spent the 2013 season coaching special teams and tight ends at Delaware. As a unit, the Blue Hens special teams group ranked second in the nation in net punting average (41.47) and ninth in blocked kicks (six). Doubling as the team's tight ends coach, two players received All-CAA honors under Fitzsimmons' guidance in PR/WR Rob Jones (First Team) and TE Nick Boyle (Second Team). P Eric Enderson was also named a Freshman All-American by *The Sporting News* under Fitzsimmons.

Prior to his time at Delaware, Fitzsimmons was an offensive assistant at Rutgers in 2012 and got his first taste of the NFL as an offensive quality control coach with the Indianapolis Colts in 2011. His previous coaching stops include assistant positions at Richmond (2010), Virginia (2009), Kansas State (2007-08), Bucknell (2006) and Shaw University (2005).

A native of Folsom, La., Fitzsimmons played quarterback and wide receiver at Bucknell and earned a bachelor's degree in history from the school in 2005. Fitzsimmons is married to his wife, Katie, and together they have a son, Liam.

FITZSIMMONS' COACHING BACKGROUND

Detroit Lions	2014-
Tight Ends	2015
Assistant Special Teams	2014,16-
Delaware	2013
Special Teams Coordinator/Tight Ends	2013
Rutgers	2012
Offensive Assistant	2012
Indianapolis Colts	2011
Offensive Quality Control	2011
Richmond	2010
Tight Ends	2010
Virginia	2009
Graduate Assistant	2009
Kansas State	2007-08
Coordinator of Football Operations	2008
Graduate Assistant	2007
Bucknell	2006
Assistant Wide Receivers	2006
Shaw University	2005
Quarterbacks	2005



GEORGE GODSEY

DEFENSIVE ASSISTANT-SPECIAL PROJECTS

Year in NFL: 7
 Years with Lions: 1

[Complete biographical information available on nflomg.com](http://nflomg.com)

George Godsey joins the Lions coaching staff in 2017 following a two-year stint (2015-16) as the Houston Texans' offensive coordinator and one season as the team's quarterbacks coach in 2014. Prior to Houston, he spent three seasons with the New England Patriots, starting as an offensive assistant in 2011 before coaching the tight ends from 2012-13.

In Godsey's two seasons at the helm of the Houston offense, the Texans claimed back-to-back AFC South Division titles and earned a win over Oakland in the AFC Wild Card round in 2016. In 2015, Houston became the only NFL team since 1950 to make the playoffs with four different starting quarterbacks winning at least one regular season game. QB Brian Hoyer led the way with a 5-4 record in nine starts and set single-season career highs in passer rating (91.4), completion percentage (60.7) and passing touchdowns (19).

Godsey entered the NFL ranks with the Patriots, first as an offensive assistant in 2011. That season, the team earned the top seed in the AFC with a 13-3 record and advanced to Super Bowl XLVI. From 2012-13 Godsey guided the Patriots tight ends, including Rob Gronkowski, who earned a spot in the Pro Bowl following the 2012 season with his team-leading 11 touchdowns and 11 games played.

After beginning his coaching career as a graduate assistant at Central Florida in 2004, Godsey went on to spend the next six years with the program, working directly with the quarterbacks for four seasons (2005-08) and running backs for two (2009-10). In his final season as Golden Knights' running backs coach in 2010, the team finished with 36 rushing touchdowns to lead Conference USA.

A native of Tampa, Fla., Godsey was a quarterback at Georgia Tech from 1998-2001 before going on to play one season for the Arena Football League's Tampa Bay Storm. While at Georgia Tech, he set the school record for career completion percentage (63.3) and ranks second in career passer rating (143.6).

GODSEY'S COACHING BACKGROUND

Detroit Lions	2017-
Defensive Asst.-Special Projects	2017-
Houston Texans	2014-16
Offensive Coordinator	2015-16
Quarterbacks	2014
New England Patriots	2011-13
Tight Ends	2012-13
Offensive Assistant	2011
Central Florida	2004-10
Running Backs	2009-10
Quarterbacks	2005-08
Graduate Assistant	2004



AL GOLDEN TIGHT ENDS

Year in NFL: 2
Years with Lions: 2

Complete biographical information available on nflomg.com

Al Golden joined the Lions coaching staff in 2016 after 23 years as a college coach, including 10 seasons as the head coach at the University of Miami (2011-15) and Temple University (2006-10). Golden brings two Coach of the Year honors during his time in the college ranks, including 2009 MAC Coach of the Year (Temple) and the 2013 Lombardi Award for Excellence in Coaching (Miami).

In addition to his experience as a 10-year head coach at both Temple and Miami, Golden has previously worked as defensive coordinator, special teams coordinator and has coached five different positions; corners, safeties, inside linebackers, outside linebackers and tight ends in the college ranks.

LIONS COACHING HIGHLIGHTS

2016: Golden helped progress a young crop of Lions tight ends in 2016 en route to the team's NFC Wild Card berth, led by TE Eric Ebron, TE Clay Harbor, TE Matthew Mulligan and TE Cole Wick.

- Ebron set new career highs in receptions (8) and receiving yards (93) on Monday Night Football at Dallas (12/26), breaking his previous career high set in Week 9 at Minnesota (11/6) earlier this season. He set career single-game highs in receptions (8), receiving yards (93) and longest reception (61) in 2016.
- With 61 receptions for 711 yards (11.7 avg) in 2016, Ebron also established new career single-season highs in both categories. His 2016 totals rank third all-time in Lions history for single-season receptions/receiving yards by a tight end.
- A product of the University of the Incarnate Word, Wick was one of two undrafted rookie free agents to make the Lions' opening 53-man roster, along with CB Adairius Barnes.

While guiding the Miami football program, Golden led his teams to bowl eligibility in his first four seasons, and the 2015 Hurricanes squad would also qualify for a bowl game following the regular season. In 2012, despite NCAA allegations following a program investigation that occurred prior to his hiring, Golden led the Hurricanes to their first Coastal Division Championship in just his second season. Prior to Miami's bowl game in 2013, Golden received the 2013 Lombardi Award for Excellence in Coaching at the 44th Rotary Lombardi Award Ceremony.

From 2006-10, Golden served as head coach at Temple, where he sparked one of the greatest turnarounds in college football history. Under Golden's guidance, the Owls compiled winning records during his last two seasons after the school achieved just two winning seasons over its previous 26 years. His Temple squad finished 9-4 in 2009 and tied for the MAC East Division title (7-1 record), earning them a spot in the EagleBank Bowl, which was Temple's first bowl game since 1979 and only the third in the program's 112 years of existence. The team's nine wins in 2009 were also the second most in school history (program started in 1894).

In 2001, University of Virginia Head Coach Al Groh hired Golden as the youngest defensive coordinator at the time in FBS (formerly Division I-A). He would direct the Cavaliers defense for five seasons (2001-05). He also worked closely with the inside linebackers from 2001-04 and the secondary in 2005.

Prior to his tenure at Virginia, Golden was the linebackers coach and recruiting coordinator at Penn State, his alma mater, in 2000. Golden spent three seasons as the linebackers coach at Boston College from 1997-99. He started his college coaching career as a graduate assistant at Virginia from 1994-96.

Golden launched his coaching career in 1993 as offensive coordinator at Red Bank (N.J.) Catholic High School.

The Colts Neck, N.J., native was a three-year (1989-91) letterwinner and two-year starter at tight end for Penn State, where he received the 1991 Ridge Riley Award, given annually to a player who displays excellence in

scholarship, sportsmanship, friendship and leadership. He also served as captain of former head coach Joe Paterno's Nittany Lions in 1992 en route to the team's Fiesta Bowl Championship.

Golden earned his undergraduate degree in pre-law from Penn State in 1991 before receiving his master's in sports psychology from Virginia in December, 1996. After his tenure as a college player in State College, Golden spent one season in the NFL with the New England Patriots.

Golden was inducted in the Jersey Shore Sports Hall of Fame in 2004. He is married to his wife, Kelly, and has three children—son A.J., and daughters Addison and Grace.

GOLDEN'S COACHING BACKGROUND

Detroit Lions	2016-
Tight Ends	2016-
Miami (Fla.)	2011-15
Head Coach	2011-15
Temple	2006-10
Head Coach	2006-10
Virginia	2001-05
Defensive Coordinator	2001-05
Penn State	2000
Linebackers	2000
Boston College	1997-99
Linebackers	1997-99
Virginia	1994-96
Graduate Assistant	1994-96
Red Bank Catholic (N.J.) High School	1993
Offensive Coordinator/Tight Ends & Receivers	1993



KRIS KOCUREK

DEFENSIVE LINE

Year in NFL: 9
Years with Lions: 9

[Complete biographical information available on nflomg.com](http://nflomg.com)

Kris Kocurek is currently in his ninth season as Detroit's defensive line coach after joining the Lions as an assistant defensive line coach in 2009. The Lions, under Kocurek's direction, feature an attack upfront that first concentrates on stopping the run and then applies heavy pressure on the quarterback.

A former defensive lineman at Texas Tech and former draft selection with the Seattle Seahawks in the 2001 NFL Draft, Kocurek brings experience and tenacity to a Lions' position group that features a rotation of talent across the board.

LIONS COACHING HIGHLIGHTS

2016: Under Kocurek from 2010-16, the Lions ranked fourth in the NFL in sacks by defensive linemen with 222. During that span, the Lions also ranked in the top five for defensive line tackles for loss (342, 2nd), QB hits (544, 1st) and forced fumbles (53, 2nd.). 2016 marked the third-consecutive season (2014-16) that the Lions have had 10 players (11 in 2016) record at least one sack.

- Kocurek's talents as a coach came full circle in 2016 as first-year DE Kerry Hyder emerged to lead the team in sacks after spending the previous season as a member of the practice squad. Hyder recorded two multi-sack games in 2016 and earned the team's Chuck Hughes Most Improved Player Award.
- With one sack at the New York Giants (12/18), DE Ezekiel Ansah notched his 31st career sack with the Lions and established a new high among Lions defensive players in their first four seasons. He passed the previous best of 30.0 set by DE Cliff Avril from 2008-11, and concluded his total at 32.0 for the season.
- The Lions finished the 2016 season tied for fifth in pass defenses by defensive linemen (12), as rookie DT A'Shawn Robinson ranked third individually in that category with seven.

2015: Ansah developed into one of the most feared pass rushers in the NFL in 2015 under Kocurek's guidance, finishing third in the league in sacks with 14.5, trailing only Houston's J.J. Watt (17.5) and Oakland's Khalil Mack (15.0). Ansah's +7 sack improvement from 2014 (7.5) is tied with Houston's Whitney Mercilus for the fifth-best sack increase from 2014 to 2015.

- Kocurek propelled Ansah to his first-career Pro Bowl nod as well as an Associated Press Second Team All-Pro selection following his career year. Ansah's 30 sacks in his first three NFL seasons are the most by any Lions player, surpassing DT Ndamukong Suh's 22.0 from 2010-12.
- The Lions defense finished in the Top 10 in the NFL in sacks for the second-consecutive year, ranking tied for seventh in 2015 with 43.0. The team's 43.0 sacks in 2015 also tied for fifth all-time in Lions single-season history.
- In 2015, the Lions defensive line generated 82.0 total tackles for loss or no gain (3rd in NFL), which includes 34.5 sacks (2nd in NFL), 44.0 tackles for loss or no gain against the rush (8th in NFL) and eight forced fumbles (tied for 2nd in NFL).

2014: The 2014 Lions defensive line was among the best in the league in forcing opponents into negative plays (sacks and tackles for loss on rushing plays). Detroit ranked fifth in sacks by defensive line (34.0), tied for third in TFL on rushing plays by defensive line (26) and second in total negative plays by defensive line with 60.

- The 2014 Lions tied an NFL record for the most games (14) holding opponents to less than 100 rushing yards in a season. The 14 games limiting opponents to less than 100 rushing yards is also a franchise record.

2009-13: In his first season with the Lions after being drafted fifth overall, Ansah led the team in sacks in 2013 with eight, the second most sacks by a Lions rookie since DT Ndamukong Suh had 10 in 2010. Ansah recorded three multi-sack games, posting two sacks at Washington (9/22), vs. Tampa Bay (11/24) and vs. Green Bay (11/24). His eight sacks also led all NFL rookie players.

- In 2010, Kocurek's first season as the Lions' defensive line coach, Detroit had the most-improved pass rush in the NFL. Even though teams threw the ball nine times less against the Lions in 2010 season than they did in 2009, the Lions picked up 18 more sacks, which accounted for an increase of 3.28 sacks per pass play.
- Under Kocurek's tutelage, Suh, during his five seasons in Detroit (2010-14), set the official team career sacks record (since 1992) for defensive tackles with 36.0, earned four Pro Bowl nods (2011, 2013-15), named AP first-team All Pro twice (2010, 2013) and was the 2010 NFL AP Defensive Rookie of the Year. In 2009, Kocurek helped rookie DT Sammie Hill, who was drafted out of Stillman College in the fourth round

(115th overall) of the 2009 NFL Draft, emerge as an opening day starter. He finished the season with 26 tackles (14 solo) and two fumble recoveries in 13 games while making the transition from a small college prospect to NFL starter (12 starts).

In 2007, Kocurek served as the assistant head coach and defensive line coach at West Texas A&M where he helped coach the Buffaloes to the 2007 Lone Star Conference title as well as the second round of the NCAA Division II playoffs. The Buffaloes became one of the top defensive units in the LSC and led the conference in scoring defense.

Under Kocurek's guidance, Brandon Swain became one of the top defensive players at the Division II level and was a 2007 First-Team Daktronics, AFCA and AP Little All-American and conference defensive lineman of the year after recording 24.5 tackles for losses and 14 sacks.

Kocurek served as the defensive line coach at Texas A&M-Commerce in 2006 and helped guide the Lions' top-ranked defensive unit, which finished No. 1 in total and scoring defense.

For two seasons (2004-05) Kocurek served as a graduate assistant at Texas A&M-Kingsville and coached the Javelinas' defensive line where he was active in the development of Wilbert Martin, who was twice selected as First Team All-LSC and was a free agent signee of the Baltimore Ravens.

Kocurek began his coaching career in 2003 as a student assistant at Texas Tech. While in Lubbock, he assisted with the defensive linemen and helped coach the Red Raiders to a 2003 Houston Bowl win over Navy.

Prior to coaching, Kocurek spent two years in the NFL with the Tennessee Titans (2002) and the Seattle Seahawks (2001) after being selected in the seventh round (237th overall) of the 2001 NFL Draft by Seattle.

Kocurek was born November 15, 1978. He played collegiate football at Texas Tech and was a three-time All-Big 12 selection. As a senior, he was selected as team captain and named defensive player of the year.

KOCUREK'S COACHING BACKGROUND

Detroit Lions	2009-
Defensive Line	2010-
Assistant Defensive Line	2009
Stephen F. Austin State	2008
Defensive Line	2008
West Texas A&M	2007
Assistant Head Coach/Defensive Line	2007
Texas A&M-Commerce	2006
Defensive Line	2006
Texas A&M-Kingsville	2004-05
Graduate Assistant	2004-05
Texas Tech	2003
Graduate Assistant	2003



MICHAEL MCCARTHY

OFFENSIVE LINE - QUALITY CONTROL

Year in NFL: 4
 Years with Lions: 2

[Complete biographical information available on nflomg.com](#)

Michael McCarthy joined the Lions coaching staff in 2016 after spending the 2015 season with the Cleveland Browns as the offensive quality control coach. He works closely with Lions Assistant Head Coach/Offensive Line Coach Ron Prince in developing the team’s offensive line unit and helped pave the way to the team’s berth in the NFC Wild Card game last season.

LIONS COACHING HIGHLIGHTS

- As the team’s first-round (16th overall) selection in the 2016 NFL Draft, rookie T Taylor Decker started all 16 games at left tackle for the Lions in 2016. Decker became the first Lions rookie offensive tackle to start all 16 games in a season since T Jeff Backus in 2001. Decker became the third rookie offensive lineman, joining Backus and G Larry Warford (2013), to start all 16 games since 2000.
- The Lions also saw production and versatility from 2016 third-round pick G/C Graham Glasgow, who played in 15 games with 11 starts, including seven starts at left guard and four at center.

McCarthy entered the NFL ranks as a scouting and video intern for the New York Jets in 2008 and earned his first coaching job as the offensive line coach at the College of New Jersey in 2009. After spending two seasons (2010-11) as the video coordinator at Western Michigan, McCarthy served as a graduate assistant coach at Tulane (2012-13) and tight ends coach at North Carolina Central (2014).

A native of East Brunswick, N.J., McCarthy played outside linebacker and long snapper at Widener University and graduated with a bachelor’s of science in business administration with a concentration in sports management.

McCarthy and his wife, Catie, have one son, Michael Jr.

McCARTHY'S COACHING BACKGROUND

Detroit Lions	2016-
Quality Control/Offensive Line	2016-
Cleveland Browns	2015
Offensive Quality Control	2015
North Carolina Central	2014
Tight Ends	2014
Tulane	2012-13
Offensive Graduate Assistant	2012-13
Western Michigan	2010-11
Video Director	2010-11
College of New Jersey	2009
Offensive Line Coach	2009
New York Jets	2008
Scouting and Video Intern	2008



PAYTON MCCOLLUM

COACHING ASSISTANT

Year in NFL: 2
Years with Lions: 2

[Complete biographical information available on nflomg.com](http://nflomg.com)

Payton McCollum enters his second season with the Detroit Lions as a coaching assistant after joining the team in 2016. In addition to assisting Head Coach Jim Caldwell with day-to-day tasks, he works directly with the wide receivers in all facets of game preparation in the meeting room and on the practice field.

Prior to Detroit, McCollum served as an offensive quality control coach at FCS Campbell University, where he assisted with the development and coaching of the team's quarterbacks and wide receivers. He was also tasked with recruiting the upstate region of South Carolina and national offensive prospects. McCollum began his coaching career during the 2013 season as a volunteer assistant at his alma mater, Mount Tabor (N.C.) High School.

McCollum was a three-year letterman as a wide receiver at Catawba College, graduating in 2013 with a degree in economics and finance and a minor in business administration. After graduation, the Winston Salem, N.C. native spent 18 months working for BB&T as a commercial credit analyst.

McCOLLUM'S COACHING BACKGROUND

Detroit Lions	2016-
Coaching Assistant	2016-
Campbell University	2015
Offensive Quality Control	2015
Mount Tabor (N.C.) High School	2013
Volunteer Assistant Coach	2013



HAROLD NASH JR.

HEAD STRENGTH & CONDITIONING

Year in NFL: 13
 Years with Lions: 2

[Complete biographical information available on nflomg.com](http://nflomg.com)

Harold Nash Jr. is in his second season as the Lions' head strength & conditioning coach. Prior to joining the Lions in 2016, he spent the previous 11 seasons (2005-15) working with the New England Patriots, where he began as the team's assistant strength and conditioning coach (2005-10) before being promoted to head strength and conditioning coach in 2011.

Nash oversees the Lions' complete strength & conditioning program, which includes a comprehensive on- and off-the-field workout plan that spans the offseason, training camp and regular season. Working closely with assistant strength & conditioning coaches Josh Schuler and Dominic Raiola, as well as team performance dietician Sarah Snyder, Nash has revamped the team's approach to player health and fitness to help maximize player performance and body recovery.

While with New England, Nash implemented the Patriots' year-round conditioning program and also served as the team's Player Development Director from 2005-10. A former defensive back, Nash enjoyed an 11-year career in the Canadian Football League (1994-2004), including stints with the Shreveport Pirates (1994-95), Montreal Alouettes (1996-99), Winnipeg Blue Bombers (1999-2003) and Edmonton Eskimos (2004). He earned CFL All-Star recognition in 1997, 2000 and 2001.

Nash attended the University of Southwestern Louisiana (now Louisiana-Lafayette) and joined the football team as a walk-on, where he played defensive back for four seasons. Following his collegiate career, he signed with the New York Giants as an undrafted rookie free agent and was a member of the team's training camp in 1993. He graduated from Southwestern Louisiana with a bachelor of science in humanities.

A native of New Orleans, La., Nash and his wife, Dwan, have a son, Harold Nash III.

NASH'S COACHING BACKGROUND

Detroit Lions	2016-
Head Strength & Conditioning	2016-
New England Patriots	2005-15
Head Strength & Conditioning	2011-15
Assistant Strength & Conditioning	2005-10



TONY ODEN

DEFENSIVE BACKS/CORNERS

Year in NFL: 14
Years with Lions: 4

Complete biographical information available on nflomg.com

A 14-year coaching veteran when it comes to tutoring NFL defensive backs, Tony Oden joined the Lions coaching staff in 2014 as the team's defensive backs/cornerbacks coach. Prior to coming to Detroit, Oden served as the secondary coach for the Tampa Bay Buccaneers, where he specialized in the development of the team's cornerbacks.

LIONS COACHING HIGHLIGHTS

2016: The Lions cornerbacks continued their growth under Oden in 2016 en route to a berth in the NFC Wild Card game. CB Darius Slay, who signed a contract extension through 2020 in training camp, continued to provide stability to a blossoming position group that featured new faces and youthful talent.

- Slay's two interceptions in 2016 led directly to Lions victories. He tied for an NFL-high two interceptions inside the final two minutes of the fourth quarter, picking off passes against Philadelphia (10/9) to seal the win and against Minnesota (11/6) to set up the game-winning field goal.
- CB Nevin Lawson, in his third season, played in all 16 games for the first time in his career, finishing with a career-high 56 total tackles (45 solo) and nine pass defenses, which ranked second on the team.
- In his first year with the Lions, CB Johnson Bademosi saw three starts at cornerback and recorded the first interception of his career at Houston (10/30).
- CB Adairius Barnes earned a spot on Detroit's 53-man active roster as an undrafted rookie free agent following a strong training camp and saw action in seven games (one start). He totaled four tackles (three solo) and three special teams tackles as a rookie.

2015: Oden developed the Lions' cornerbacks into one of the most versatile units in the NFL in 2015, combining veteran experience with up-and-coming talent on the Lions roster.

- Oden displayed strong in-game coaching in Green Bay in Week 10 (11/15). Lawson, in just his second start, went down with an injury in the fourth quarter, forcing newly-signed CB Crezdon Butler into the game against Packers QB Aaron Rodgers. Butler deflected away a potential game-winning touchdown pass in the fourth quarter in his first play of the game, which proved to be pivotal in the Lions' 18-16 victory.
- Slay (13) and Lawson (7) combined for 20 pass defenses in 2015, while Slay added two interceptions (second on the team).
- Rookie CB Quandre Diggs emerged as the Lions' go-to option at the nickel, as he finished his first NFL season with 35 total tackles (28 solo), six pass defenses, one forced fumble and one fumble recovery. He recorded a pass defense in three of the final five games of the season.

2014: In Oden's first season as Detroit's cornerbacks coach, Slay finished tied for ninth in the NFL in 2014 with a team-high 17 pass defenses, which also ranked second among all rookie and second-year players. He also recorded the first two interceptions of his career with picks in Week 4 at New York Jets (9/28) and Week 15 vs. Minnesota (12/14).

- CB Rashean Mathis concluded his 12th NFL season with 51 total tackles (42 solo), one interception, nine pass defenses and one forced fumble. He returned his lone interception 41 yards for a touchdown in Week 5 vs. Buffalo (10/5), the fourth pick-six of his career.

Under Oden's guidance in 2013, the Buccaneers defense finished tied for third in the NFL in interceptions with 21, fourth in interception return yards with 338 and tied for seventh in interception return touchdowns with three. Twelve of the team's 21 picks that season came from the Tampa Bay secondary, including a team-leading three from rookie CB Johnthan Banks. CB Darrelle Revis was also named to his fifth Pro Bowl as the leader of Oden's position group after missing most of the 2012 season with an ACL injury.

Prior to his time in Tampa, Oden was the Jacksonville Jaguars defensive backs coach in 2012 after spending six seasons (2006-2011) with the New Orleans Saints. While with the Saints, he was a member of a coaching staff that won three NFC South division titles (2006, 2009, 2011) and helped guide the team to a victory over the Indianapolis Colts in Super Bowl XLIV. Oden's Saints teams twice finished in the Top-5 in passing yards allowed during his six seasons, ranking third in 2006 (178.4 yards/g) and fourth in 2010 (193.9 yards/g).

Oden's NFL coaching roots began in 2004 when he worked with the Houston Texans as a defensive assistant/assistant defensive backs coach. In his two years with Houston, the Texans set franchise records in interceptions (22) and interception return yards (393).

From 1996-2003, Oden held various defensive assistant coaching positions at Eastern Michigan (2003), East Carolina (2000-02), Army (1998-99), Boston College (1997) and Millersville (Pa.) University (1996). He is a native of Cleveland Heights, Ohio where he was a two-time all-conference selection at linebacker for Baldwin-Wallace College. As a junior, he earned All-America recognition and was named captain as a senior.

This spring Oden will be inducted in the Cleveland Heights High School Hall of Fame.

Oden and his wife, Amanda, have a son, Jaylen, and a daughter, Ryan.

ODEN'S COACHING BACKGROUND

Detroit Lions	2014-
Defensive Backs/Cornerbacks	2014-
Tampa Bay Buccaneers	2013
Secondary/Cornerbacks	2013
Jacksonville Jaguars	2012
Defensive Backs	2012
New Orleans Saints	2006-2011
Secondary	2011
Assistant Secondary	2006-10
Houston Texans	2004-05
Defensive Assistant/Assistant Defensive Backs	2004-05
Eastern Michigan	2003
Defensive Backs	2003
East Carolina	2000-02
Safeties	2002
Secondary	2001
Outside Linebackers	2000
Army	1998-99
Assistant Defensive Backs	1998-99
Boston College	1997
Graduate Assistant	1997
Millersville (Pa.) University	1996
Assistant Defensive Backs	1996



ROBERT PRINCE

WIDE RECEIVERS

Year in NFL: 10

Years with Lions: 4

[Complete biographical information available on nflomg.com](http://nflomg.com)

A seasoned veteran when it comes to working with receivers, Robert Prince joined the Lions in 2014 as the team's wide receivers coach after coaching at the college level for the previous four seasons. He served as the offensive coordinator (2012-13) and wide receivers coach at Boise State (2011) from 2011-13 after spending six years developing offensive talent in the NFL.

His previous stops in the NFL include assistant positions with the Seattle Seahawks (2009), Jacksonville Jaguars (2007-08) and Atlanta Falcons (2004-06) as he brings a cumulative 28 years of coaching experience to Detroit.

LIONS COACHING HIGHLIGHTS

2016: Under Prince's tutelage in 2016, three wide receivers contributed to the Lions having five players record 50+ receptions, respectively (WR Golden Tate (91), WR Anquan Boldin (67), TE Eric Ebron (61), WR Marvin Jones Jr. (55) and RB Theo Riddick (53). The Lions became the fifth team in NFL history, and first in franchise history, to feature five different players with at least 50 catches in a season.

- Tate caught six passes for 77 yards against Green Bay in Week 17 and finished the season with a team-high 91 catches. By recording 91 receptions in 2016, Tate became the second player in team history to record 90+ receptions in three different seasons. He joined WR Herman Moore (123 in 1995, 106 in 1996 and 104 in 1997) as the only Lions receivers to accomplish this feat and to do so in three consecutive seasons.
- With six receptions for 205 yards and two touchdowns at Green Bay (9/25), Jones Jr. became the fifth player in Lions history to surpass 200 receiving yards in a game, joining Calvin Johnson (5), Cloyce Box (2), Richard Johnson (1) and Roy Williams (1) in that elite group. Jones recorded the 10th 200-yard receiving game in team history and his 205 yards were the eighth-most by a Lions receiver in a single game.
- Boldin caught five passes for 33 yards at Dallas (12/26) and moved past WR Reggie Wayne (1,070) for ninth place on the NFL's all-time career receptions list. Following the 2016 regular season, his career receptions total stands at 1,076.

2015: Prince's second year leading Detroit's receivers combined continued production from WR Calvin Johnson and Tate, as well as growth from second-year WR TJ Jones.

- Tate's 90 receptions, Johnson's 88 and Riddick's 80 marked the first time in Lions history and just the fifth time in NFL history that a team had three receivers with 80+ catches in the same season.

2014: With Johnson reaching 1,077 yards in 2014, he joined Tate (1,331) in the surpassing of 1,000 yards as they became the first pair of Lions receivers to both reach 1,000 in the same season since 2006 (WR Roy Williams, 1,310; WR Mike Furrey, 1,086). This marks only the sixth time in Lions history that two Lions receivers have each reached 1,000 receiving yards in the same season.

- Johnson earned a spot in his fifth-consecutive Pro Bowl, despite missing three games due to injury, after finishing the 2014 season with 71 receptions for 1,077 yards. Johnson completed his sixth season with 70+ receptions, which set a franchise record for the most seasons with 70+ receptions in team history.
- Tate was one of the Lions' top targets in free agency in the offseason, and his impact on Detroit's offense was evident in his ability to create in open space and move the chains. He finished seventh in the NFL in receiving yards with 1,331 and sixth in receptions with 99 in 2014. It marked the first time in his career he eclipsed 1,000 receiving yards.

Prince was a key cog in crafting one of college football's most potent offensive attacks in recent years while guiding the Boise State receiving corps. In his first year as offensive coordinator in 2012, Prince led the offense to an 11-2 record despite losing seven starters, as five players were named All-Mountain West for the first time in their careers. In 2011, after returning to the university from spending the previous six seasons coaching in the NFL, the Broncos' offense ranked in the Top-10 in multiple national categories, including pass efficiency (4th, 171.57), scoring (5th, 44.23) and total offense (9th, 481.31).

Prince's most recent NFL coaching opportunity came in 2009 when he coached the Seattle Seahawks wide receivers after working as the assistant wide receivers coach with the Jacksonville Jaguars from 2007-08. During the 2007 season, Prince guided Jaguars WR Reggie Williams to a single-season franchise record 10 touchdowns. Prior to Jacksonville, Prince got his NFL start as an offensive assistant with the Atlanta Falcons, where he served under running backs coach Ollie Wilson. Working exclusively with running backs and tight ends his first two seasons, Prince helped Atlanta to lead the League in rushing in both of those years.

Before beginning his first run with Boise State in 2001, Prince was the wide receivers coach at Portland State in 1998 and was later promoted to offensive coordinator/quarterbacks coach in 1999 and 2000. His previous coaching stints include the Japanese X-League (1996-97), Fort Lewis (Colo.) College (1994-95) and Sacramento State (1992-93). He began his coaching career as a graduate assistant at both Montana State in 1991 and Humboldt State (Calif.), his alma mater, in 1989 and 1990.

Prince's NFL roots trace back to his time serving in three different minority training camp internships with the San Francisco 49ers (2000, 2002) and the San Diego Chargers (2001).

A graduate of Humboldt State in 1990, Prince went on to earn his master's degree from the university in 1992. He is married to his wife, Susan, and they are the parents of three children - daughters Hayden and Jasmin and son Tyson. Prince was born May 8, 1965.

PRINCE'S COACHING BACKGROUND

Detroit Lions	2014-
Wide Receivers	2014-
Boise State	2012-13
Offensive Coordinator	2011-13
Wide Receivers	2011
Colorado	2010
Pass Game Coordinator/Wide Receivers	2010
Seattle Seahawks	2009
Wide Receivers	2009
Jacksonville Jaguars	2007-08
Assistant Wide Receivers	2007-08
Atlanta Falcons	2004-06
Assistant Quarterbacks	2006
Offensive Assistant/Running Backs/Tight Ends	2004-05
Boise State	1996-98
Passing Coordinator	2003
Wide Receivers	2001-02
Portland State	1998-2000
Offensive Coordinator/Quarterbacks	1999-2000
Wide Receivers	1998
Japanese X League	1996-97
Offensive Coordinator/Quarterbacks	1996-97
Fort Lewis College	1994-95
Offensive Coordinator/Quarterbacks	1994-95
Sacramento State	1992-93
Wide Receivers	1992-93
Montana State	1991
Graduate Assistant	1991
Humboldt State	1989-90
Graduate Assistant	1989-90



MATT RAICH

ASSISTANT DEFENSIVE LINE

Year in NFL: 15
Years with Lions: 4

[Complete biographical information available on nflomg.com](http://nflomg.com)

Matt Raich is in his fourth season with the Lions, including his second as the team's assistant defensive line coach. Together with Lions Defensive Line Coach Kris Kocurek, Raich has helped craft a defensive unit that prides itself on applying consistent pressure to opposing offenses through a relentless rotation of talent along the defensive line.

Raich has coached 15 years in the NFL, including stints with the Pittsburgh Steelers (2002-06) and Arizona Cardinals (2007-2012), where he served various assistant positions.

LIONS COACHING HIGHLIGHTS

2016: The Lions defensive line saw new faces surface in 2016, as first-year DE Kerry Hyder emerged to lead the team in sacks after spending the previous season as a member of the practice squad. Hyder recorded two multi-sack games in 2016 and earned the team's Chuck Hughes Most Improved Player Award.

- With one sack at the New York Giants (12/18), DE Ezekiel Ansah notched his 31st career sack with the Lions and established a new high among Lions defensive players in their first four seasons. He passed the previous best of 30.0 set by DE Cliff Avril from 2008-11, and concluded his total at 32.0 for the season.
- The Lions finished the 2016 season tied for fifth in pass defenses by defensive linemen (12), as rookie DT A'Shawn Robinson ranked third individually in that category with seven.

2015: Raich worked alongside defensive line coach Kris Kocurek to develop young ends Ezekiel Ansah and Devin Taylor into one of the leading sack tandems in the NFL. Ansah (14.5) and Taylor (7) combined for 21.5 sacks in 2015, the most for Lions teammates since 1999.

- Ansah molded into one of the most feared pass rushers in the NFL in 2015, finishing third in the league in sacks with 14.5, trailing only Houston's J.J. Watt (17.5) and Oakland's Khalil Mack (15.0).
- Ansah's +7 sack improvement from 2014 (7.5) is tied with Houston's Whitney Mercilus for the fifth-best sack increase from 2014 to 2015.

From 2007-2012 Raich coached the Arizona Cardinals linebacker corps after beginning his tenure with the team as a defensive assistant, where he worked with some of Arizona's all-time greats that included DE Bertrand Berry, LB Karlos Dansby, LB Chike Okeafor, LB Joey Porter and LB Daryl Washington. Berry, Dansby, Okeafor and Washington all rank in the Top-15 for career sacks in Cardinals history, while Porter, who finished his NFL career in Arizona (2010-11), ranks 32nd in NFL history with 98 sacks.

In 2012, Washington was named to the Pro Bowl under Raich's guidance as he recorded the most sacks/tackles in the NFL by an inside linebacker (9 sacks/134 tackles) since the record began in 1994. In his six seasons in Arizona, Raich helped a Cardinals linebacker reach 100-plus tackles in a single season five times (Dansby, 2009; Washington, 2010 and 2012; LB Paris Leni, 2010 and 2012), and he was a member of the franchise's only Super Bowl appearance in Super Bowl XLIII.

After working as a player personnel intern with the Steelers for two seasons (2002-03), Raich earned his first NFL coaching gig as an offensive assistant with the team in 2004, where he worked under former offensive coordinator and current Tennessee Titans Head Coach Ken Whisenhunt for three seasons. He was a member of the Steelers' Super Bowl Championship in Super Bowl XL when Pittsburgh defeated Seattle, 21-10.

Raich's previous coaching stops include assistant coach positions at Robert Morris (2000-02; 1996-98), Glenville State (1999) and Westminster (Pa.) College (1993-94). He was also the defensive coordinator for the Hildesheim Invaders of the former German Federal League in 1999.

Raich was born August 16, 1970. A Monaca, Pa. native, he is married to his wife, Amanda. Together they have a daughter, Seraphina.

RAICH'S COACHING BACKGROUND

Detroit Lions	2014-
Defensive Assistant/Defensive Ends	2015-
Defensive Quality Control	2014
Duquesne	2013
Linebackers	2013
Arizona Cardinals	2007-2012
Linebackers	2009-2012
Defensive Assistant	2007-08
Pittsburgh Steelers	2002-06
Offensive Assistant	2004-06
Player Personnel Intern	2002-03
Robert Morris	2000-02
Assistant Coach/Recruiting Coordinator	2000-02
Hildesheim Invaders (German Federal League)	1999
Defensive Coordinator	1999
Glenville State	1999
Assistant Coach	1999
Robert Morris	1996-98
Assistant Coach	1996-98
Westminster (Pa.) College	1993-94
Assistant Coach	1993-94



DOMINIC RAIOLA

ASSISTANT STRENGTH & CONDITIONING

Year in NFL: 2
Years with Lions: 2

[Complete biographical information available on nflomg.com](http://nflomg.com)

Dominic Raiola joined Detroit's coaching staff in 2016 as the team's assistant strength & conditioning coach following a 14-year playing career as the franchise's mainstay at center from 2001-14. He works closely with Lions Head Strength & Conditioning Coach Harold Nash Jr. and Assistant Strength & Conditioning Coach Josh Schuler on implementing and maintaining the Lions' offseason and in-season strength program for all Lions players.

An ironman along the Lions' offensive line during his playing career, Raiola's 203 career starts rank first all-time in Lions history, while his 219 career games played rank second all-time behind only K Jason Hanson (327). His 14 seasons played with the organization are also tied with Dick LeBeau (1959-72) for third all-time in Lions history. From 2006-11 he was named a Lions team captain.

A native of Honolulu, Hawaii, Raiola was drafted by the Lions in the second round (50th overall) of the 2001 NFL Draft out of Nebraska. During his time at Nebraska (1997-2000), he was named a consensus First Team All-Big 12 selection as a junior (1999) and First Team All-American as a senior (2000).

RAIOLA'S COACHING BACKGROUND

Detroit Lions	2016-
Assistant Strength & Conditioning	2016-



EVAN ROTHSTEIN

OFFENSIVE ASSISTANT/RESEARCH & ANALYSIS

Year in NFL: 6
Years with Lions: 6

[Complete biographical information available on nflomg.com](http://nflomg.com)

Evan Rothstein enters his sixth season with the Detroit Lions after joining the club in 2012. He spent two seasons as the team's special teams quality control coach before becoming the team's special projects coach in 2014, where he worked with the defense in addition to assisting Head Coach Jim Caldwell in day-to-day operations and game day tasks. In his current role as the team's offensive assistant, Rothstein works with the offensive staff and quarterbacks in all facets of preparation for the team's weekly opponents, in addition to continuing to assist Coach Caldwell.

The Lions offense has continued its ascent as one of the most efficient in the NFL, including last season as the team set a new franchise record for fewest giveaways (15) in a single-season since 1940, surpassing the team's previous best of 20 accomplished twice (2014, 2004). Since 2012, the Lions rank ninth in net yards per game (365.4), fifth in passing yards per game (272.0), and eighth in total first downs (1,708) during that span.

Rothstein arrived in Detroit after spending two seasons (2010-11) as the offensive quality control coach for the Syracuse University Orange football program. For the fall of 2009, Rothstein interned with the Syracuse University football video operations department before returning briefly to SUNY Cortland as their offensive line coach for the spring of 2010. He returned to the Syracuse University football staff as their offensive quality control coach in July of 2010.

As an undergraduate student at SUNY Cortland, Rothstein began his coaching career with the Red Dragons where he served as the student assistant offensive line coach, quality control and director of video operations from the fall of 2006 to the spring of 2009.

A Merrick, N.Y. native, Rothstein attended Bellmore John F. Kennedy High School, earning recognition as a National Football Foundation and College Hall of Fame Scholar Athlete for the Cougars. Rothstein graduated SUNY Cortland with a bachelor of science in sport management in 2009 and a master of science in sport management in 2012. He and his wife, Carol, married in July of 2013.

ROTHSTEIN'S COACHING BACKGROUND

Detroit Lions	2012-
Offensive Assistant/Research & Analysis	2015-
Special Projects	2014
Quality Control/Special Teams	2012-13
Syracuse	2010-11
Quality Control	2010-11
SUNY Cortland	2010
Offensive Line	2010



JOSH SCHULER

ASSISTANT STRENGTH & CONDITIONING

Year in NFL: 2
 Years with Lions: 2

[Complete biographical information available on nflomg.com](http://nflomg.com)

Josh Schuler joined the Lions coaching staff in 2016 as the team's assistant strength & conditioning coach and enters his second season with the team. Before coming to Detroit, he worked as a human performance coach at EXOS.

Schuler, alongside assistant strength & conditioning coach and longtime Lions center Dominic Raiola, works closely with Lions Head Strength & Conditioning Coach Harold Nash Jr. Under the direction of Lions Executive Vice President and General Manager Bob Quinn, Schuler and the Lions strength staff have revamped Detroit's on- and off-the-field workout program to provide a foundation for the team's success for years to come.

From 2012-15, Schuler worked three seasons, along with the spring of 2015, as an assistant strength and conditioning coach for football at the United States Naval Academy. Prior to his stint at Navy, Schuler served as an assistant strength and conditioning coach at the University of Colorado for two years (May 2010-May 2012) and worked with the football, track and field, women's tennis and men's golf programs.

Schuler was a graduate assistant strength coach for Auburn University during the 2008-09 seasons, along with the Tigers' 2010 spring practices. A Muscatine, Iowa native, he attended Iowa State University and earned a bachelor's degree in health and human performance. As an undergrad, Schuler was a student intern strength and conditioning coach for Olympic sports for three years (2004-07).

Immediately following his graduation from Iowa State, he interned for five months at the University of Colorado and went on to earn a master's degree in adult education from Auburn.

Schuler married his wife, Jackie, on March 18, 2017.

SCHULER'S COACHING BACKGROUND

Detroit Lions	2016-
Assistant Strength & Conditioning	2016-
United State Naval Academy	2012-15
Assistant Strength & Conditioning	2012-15
Colorado	2010-12
Offensive Line	2010-12
Auburn	2008-09
Offensive Line	2008-09



BILL SHERIDAN

LINEBACKERS

Year in NFL: 13
Years with Lions: 4

Complete biographical information available on nflomg.com

Bill Sheridan took over the Lions linebacker corps in 2014 after serving as the Tampa Bay Buccaneers defensive coordinator for two seasons (2012-13), and returns for his fourth season in Detroit in 2017. A Detroit native and former assistant coach at Royal Oak's Shrine High School (1981-84), Sheridan's scope of defensive coaching history extends deep into the NFL and college ranks. He has held positions as a linebackers coach with the New York Giants (2005-08) and Miami Dolphins (2010-11) and was also the Giants defensive coordinator in 2009. He was a member of the Giants' championship run in Super Bowl XLII when they defeated New England, 17-14.

LIONS COACHING HIGHLIGHTS

2016: Sheridan's third season leading the Lions linebackers saw the emergence of LB Tahir Whitehead, as he finished the season with a team-leading 132 total tackles (99 solo), marking the first time in his career that he eclipsed 100 total tackles in a season.

- Whitehead became the first Lions linebacker since 1994 (11th time overall) to register 130+ tackles in a single season.
- The team's fifth-round (169 overall) draft selection in 2016, rookie LB Antwione Williams appeared in 14 games (three starts) in his first NFL season. He finished with 20 total tackles (12 solo) and one fumble recovery, as well as seven special teams tackles.

2015: With the Lions losing LB DeAndre Levy to injury for the 2015 season, Sheridan developed LB Josh Bynes into a consistent starter alongside Whitehead and fellow veteran LB Stephen Tulloch. Bynes finished second on the team in total tackles with 80.

- Bynes' 80 total tackles in 2015 marked a career high for the fourth-year linebacker, as he also recorded a career high in pass defenses (five) and the first sack statistic of his career (0.5).
- Whitehead recorded an interception (Week 17 at Chicago) for the second consecutive season after picking off two passes in 2014.

2014: In his first season leading the position group in 2014, Sheridan guided Levy to his first Associated Press All-Pro nomination (Second Team) and also developed Whitehead into a force at the middle linebacker position. Levy was also named an alternate for the 2015 Pro Bowl.

- Levy's 117 solo tackles led the entire NFL, and his 151 total tackles were a close second behind only Panthers LB Luke Kuechly's 153.
- After not recording a single tackle outside of special teams in his first two NFL seasons, Whitehead thrived at the middle linebacker position under Sheridan for injured LB Stephen Tulloch and emerged onto the scene in 2014 to finish the season second on the team in tackles with 77 (55 solo). Also recorded his first-two-career interceptions (both vs. Minnesota) and had five pass defenses.

Sheridan's presence in Tampa Bay was felt immediately as he helped the Buccaneers' run defense go from last to first in the NFL as the defense went from holding opponents to 156.1 yards per game to 82.5 per game. The Bucs also led the League in opponent negative plays and tackles for loss in 2012. In 2013, Sheridan's defense finished tied for third in total takeaways with 31 (10 FF, 21 INT).

With a knack for developing young defensive talent, Sheridan was instrumental in the rise of Buccaneers LB Lavonte David and DT Gerald McCoy over his two seasons. David finished the 2013 season tied for fifth in the NFL with a career-high five interceptions and was one of only two linebackers in the NFL to record at least five picks, while McCoy ranked fourth in sacks among defensive tackles with 9.5. McCoy was named to his second-consecutive Pro Bowl and both players were named AP First Team All-Pro in 2013. Sheridan also played a key role in the revival of veteran CB Darrelle Revis, who returned from injury to earn a fifth Pro Bowl nod in his first season with the Buccaneers.

As the Dolphins linebackers coach from 2010-11, Sheridan led a fierce group in the likes of Cameron Wake, Jason Taylor, Karlos Dansby and Kevin Burnett. Wake's 14 sacks in 2010 ranked third in the NFL and are the eighth-most in Dolphins history.

Prior to his stint in Miami, Sheridan spent five seasons with the New York Giants as linebackers coach (2005-08) and defensive coordinator (2009). He helped mold LB Antonio Pierce into a Pro Bowler and leader of the 2007 Super Bowl championship defensive unit.

Sheridan's coaching career began in 1981 at Shrine (Mich.) High School in Royal Oak where he worked for four seasons as an assistant coach. After completing a graduate assistant position at Michigan from 1985-86, he went on to hold assistant coaching positions at Maine (1987-88), Cincinnati (1989-91), Army (1992-97), Michigan State (1998-2000), Notre Dame (2001) and Michigan (2002-04).

Sheridan is a native of Detroit, Mich. He attended De La Salle High School and later earned four letters as a linebacker at Grand Valley State. He and his wife, Jaycine, have four children: Joe, Nick, Mark and Natalie.

SHERIDAN'S COACHING BACKGROUND

Detroit Lions	2014-
Linebackers	2014-
Tampa Bay Buccaneers	2012-13
Defensive Coordinator	2012-13
Miami Dolphins	2010-11
Linebackers	2010-11
New York Giants	2005-09
Defensive Coordinator	2009
Linebackers	2005-08
Michigan	2002-04
Defensive Line	2003-04
Linebackers	2002
Notre Dame	2001
Safeties/Special Teams	2001
Michigan State	1998-2000
Linebackers	1998-2000
Army	1992-97
Defensive Backs	1996-97
Linebackers	1992-95
Cincinnati	1989-91
Linebackers	1989-91
Maine	1987-88
Linebackers	1987-88
Michigan	1985-86
Graduate Assistant	1985-86
Shrine (Mich.) High School	1981-84
Assistant Coach	1981-84



DAVID WALKER

RUNNING BACKS

Year in NFL: 6
Years with Lions: 2

Complete biographical information available on nflomg.com

David Walker joined the Lions coaching staff in 2016 as the team's running backs coach, bringing with him more than 20 years of expertise working with NFL and college backfields. Before coming to Detroit, Walker served as running backs coach for the Indianapolis Colts from 2011-14, including one season under Jim Caldwell in 2011, Caldwell's third season as the Colts Head Coach.

LIONS COACHING HIGHLIGHTS

2016: Walker displayed his ability to cultivate talent and develop different styles of players in his first season with the Lions. On top of RB Ameer Abdullah and RB Theo Riddick, the 2016 season allowed RB Zach Zenner and 2016 seventh-round draft selection RB Dwayne Washington to earn valuable reps in the backfield.

- Detroit saw three backs reach the end zone in the Week 1 victory vs. Indianapolis (9/11) with scores from Riddick, Abdullah and Washington. In the game, Abdullah collected 120 yards from scrimmage (63 rush, 57 receiving) and Riddick garnered 108 total yards (45 rush, 63 receiving). By both running backs surpassing 100 total yards, it marked the first time since November 28, 2013 (vs. GB: Reggie Bush, 182; Joique Bell, 128) that the Lions had two running backs total over 100 yards from scrimmage in a game.
- Despite missing the final four games of the season, Riddick led the Lions running backs with 53 receptions. As a unit, the Lions finished 10th in the NFL in receptions by running backs with 89.
- With two rushing touchdowns on ESPN's Monday Night Football in Week 16 at Dallas and one in the season finale vs. Green Bay, Zenner became one of four running backs in the NFL to total three rushing touchdowns in the final two weeks of the 2016 season.
- In his first NFL season, Washington showed his potential as both a rusher and pass catcher, finishing with 90 carries for 265 yards and one touchdown, as well as 10 receptions for 62 yards.

In his last season with the Colts, Walker helped RB Donald Brown lead the team with 537 rushing yards, a career-high six touchdowns and a 5.3 rushing average, the highest average by a Colts player since 1961. In 2012, Walker's group averaged 27.5 rushing attempts and 104.4 rushing yards per game that season, the most for the team since 2007.

Prior to his time in Indianapolis, Walker spent six seasons at the University of Pittsburgh as the team's running backs coach from 2005-10. During his time with the Panthers, Walker helped RB Dion Lewis and RB Ray Graham combine for more than 1,900 rushing yards in 2010. From 2007-08, he also worked with RB LeSean McCoy as he earned Big East Offensive Player of the Year in 2008.

Walker's coaching career began at Carol City High School in Miami, Fla., where he spent the 1994 season before moving on to Syracuse to become the school's running backs coach, a post he held from 1995-2004.

Walker was born in Rochester, N.Y. He and his wife, Marilyn, have two sons, Jalen and Jordan.

WALKER'S COACHING BACKGROUND

Detroit Lions	2016-
Running Backs	2016-
Carmel High School (Ind.)	2015
Offensive Coordinator	2015
Indianapolis Colts	2011-14
Running Backs	2011-14
Pittsburgh	2005-10
Running Backs	2005-10
Syracuse	1995-2004
Running Backs	1995-2004
Carol City High School	1994
Assistant Coach	1994



ALAN WILLIAMS

DEFENSIVE BACKS/SAFETIES

Year in NFL: 17
Years with Lions: 4

[Complete biographical information available on nflomg.com](#)

With 17 years of defensive coaching experience, Alan Williams joined the Lions staff in 2014 as the team's defensive backs/safeties coach after serving as the Minnesota Vikings defensive coordinator for two seasons (2012-13). He finished his 16th season coaching in the NFL in 2016, which includes previous stops with the Indianapolis Colts (2002-11) and Tampa Bay Buccaneers (2001). In 2006, he mentored the Colts' defensive backs en route to the team's 29-17 win over the Chicago Bears in Super Bowl XLI.

LIONS COACHING HIGHLIGHTS

2016: In 2016, the Lions were one of only two teams (Tampa Bay) in the NFL with three safeties who recorded two or more interceptions and one of five teams who featured four safeties with at least one interception. Detroit's seven interceptions by safeties last year marked the third time since 2000 that Lions safeties have registered seven or more interceptions in a season since 2000.

- S Glover Quin, S Tavon Wilson and S Rafael Bush each recorded two interceptions in 2016, while rookie S Miles Killebrew picked off his first career pass at New Orleans (12/4).
- Quin continued his remarkable streak for consecutive starts, capping his total at 116 following the 2016 season. At the end of the season, his 116 consecutive games started ranked first among all NFL safeties and second among all defensive backs (CB Brandon Carr, 144).
- Three of the Lions safeties' interceptions in 2016 occurred after the two-minute warning of the fourth quarter.

2015: Williams' impact on Detroit's secondary was evident in his first season and his leadership of the position group carried over into the 2015 season.

- With a start at Chicago in the 2015 season finale, Quin recorded his 100th consecutive career start.
- Quin sealed the Lions' 24-20 victory over Chicago in the fourth quarter when he picked off a Bears pass to stop a potential go-ahead drive with 2:00 left to play. With four interceptions in 2015, Quin became the first Lions defensive player to tally 4+ interceptions in back-to-back seasons since CB Dré Bly accomplished this three-straight years from 2003-05 (6 in 2003, 4 in 2004, 6 in 2005).
- Williams' safeties led the team in tackles seven times in 2015, with defensive backs (including cornerbacks) leading the team in 10 games.

2014: Quin finished the 2014 season with the League lead in interceptions with seven under Williams' guidance, becoming the first Lions player to lead the NFL in interceptions since Hall of Fame CB Lem Barney in 1967 when he registered 10 during his exceptional rookie campaign. He is also the first Lions player to grab seven picks in a season since S Kurt Schulz (7) in 2000.

- Quin was named to his first-career Pro Bowl and also received Second Team Associated Press All-Pro honors for his efforts. He was named NFC Defensive Player of the Week for Week 15, the third Lions player to receive the honor in 2014 (LB DeAndre Levy, Week 1; DE Ezekiel Ansah, Week 6).
- As a unit, the Lions safeties led the NFL in interceptions with 11 and ranked fourth in pass defenses with 20.
- A security valve for both the Lions secondary and special teams units, S Don Carey recorded his first-career fumble return touchdown in Week 3 vs. Green Bay (9/21) on a 40-yard scoop and score in the first quarter. In his 13 games in 2014 he registered seven tackles (six solo) and five special teams tackles (four solo).

During Williams' tenure as defensive coordinator in Minnesota (2012-13), the Vikings were tied for seventh in sacks with 85 and ninth in tackles for loss with 91. In 2013, the Vikings defense overcame a variety of injuries as three players in the defensive backfield, S Andrew Sendejo, CB Marcus Sherels and CB Shaun Prater, logged their first career interceptions under Williams' watch. Veteran DE Jared Allen led the team in sacks with 11.5, his seventh straight season with 10+ sacks, as fellow DE Brian Robison recorded a career-best nine.

Williams spent a decade coaching the Indianapolis Colts secondary where he worked with some of the League's most elite defensive backfield talent, including S Antoine Bethea and S Bob Sanders. From 2002-11, the Colts ranked in the Top-6 in the NFL in passing defense five times and finished out of the Top-15 only once. Williams guided Bethea (2007, 2009) and Sanders (2005, 2007) to two Pro Bowl seasons each. Sanders was named AP Defensive Player of the Year in 2007, the first Colts player to ever receive the honor.

From 2002-10, the Colts earned nine-consecutive playoff berths, during which the defense recorded 18 interceptions in the playoffs, including seven during the team's playoff-run to their Super Bowl XLI win over Chicago in 2006. Williams' secondary also helped the Colts defense in 2008 set an NFL record for fewest passing touchdowns allowed with six, the lowest number ever surrendered in a 16-game season.

Williams began his NFL coaching career with the Tampa Bay Buccaneers in 2001 as a defensive assistant under former head coach Tony Dungy, where he worked with All-Pro players in the likes of John Lynch and Ronde Barber. That season, Williams coached alongside current Jaguars Defensive Assistant Monte Kiffin and Steelers Head Coach Mike Tomlin as the Bucs finished 9-7 and earned an NFC Wild Card berth.

A former standout running back at William & Mary from 1988-91, Williams later returned to his alma mater where he coached the running backs and defensive backs for five seasons (1996-2000). His first coaching stint was as an assistant head coach at Norview (Va.) High School where he kindled his craft for working with running backs and defensive backs from 1992-95.

Williams is a native of Norfolk, Va. and he and his wife, Lisa, have three children - Christian, Solomon and Nathan.

WILLIAMS' COACHING BACKGROUND

Detroit Lions	2014-
Defensive Backs/Safeties	2014-
Minnesota Vikings	2012-13
Defensive Coordinator	2012-13
Indianapolis Colts	2002-11
Defensive Backs	2002-11
Tampa Bay Buccaneers	2001
Defensive Assistant	2001
William & Mary	1996-2000
Defensive Backs	1998-2000
Running Backs	1996-97
Norview (Va.) High School	1992-95
Assistant Head Coach/Running Backs/Defensive Backs	1992-95



STEVEN WILLIAMS JR.

DEFENSIVE QUALITY CONTROL

Year in NFL: 3
Years with Lions: 3

[Complete biographical information available on nflomg.com](http://nflomg.com)

Williams joined the Lions coaching staff in 2015 after spending the previous three years at Penn State, where he worked with several areas of the Nittany Lions football program. He currently serves as the Lions' defensive quality control coach and works primarily with the team's defensive backs. In 2012, he arrived on the State College campus and served one season as the assistant strength and conditioning coach (2012) and later as an offensive/defensive graduate assistant during his final two seasons (2013-14).

LIONS COACHING HIGHLIGHTS

2016: The Lions defensive backs featured a combination of familiar faces and new talent in 2016, with combined production coming from both the safety and corner positions.

- In 2016, the Lions were one of only two teams (Tampa Bay) in the NFL with three safeties who recorded two or more interceptions and one of five teams who featured four safeties with at least one interception. Detroit's seven interceptions by safeties last year marked the third time since 2000 that Lions safeties have registered seven or more interceptions in a season since 2000.
- CB Darius Slay's two interceptions in 2016 led directly to Lions victories. He tied for an NFL-high two interceptions inside the final two minutes of the fourth quarter, picking off passes against Philadelphia (10/9) to seal the win and against Minnesota (11/6) to set up the game-winning field goal.
- CB Adarius Barnes earned a spot on Detroit's 53-man active roster as an undrafted rookie free agent under Williams' guidance following a strong training camp and saw action in seven games (one start). He totaled four tackles (three solo) and three special teams tackles as a rookie.

2015: Slay (13) and CB Nevin Lawson (7) combined for 20 pass defenses in 2015, while Slay added two interceptions (second on the team).

- Rookie CB Quandre Diggs emerged as the Lions' go-to option at the nickel, as he finished his first NFL season with 35 total tackles (28 solo), six pass defenses, one forced fumble and one fumble recovery. He recorded a pass defense in three of the final five games of the season.
- The Lions safeties led the team in tackles seven times in 2015, with defensive backs (including cornerbacks) leading the team in 10 games.

In 2011, Williams began his college coaching career as a graduate assistant at the University of South Carolina working with the Gamecocks strength and conditioning program, as well as the team's defensive backs and special teams.

Prior to his stint at South Carolina, Williams spent three years (2008-2010) as a teacher and assistant football coach at Karen Wagner High School in San Antonio, Texas.

Williams graduated from Harvard University in 2008 and was a standout on the gridiron for the Crimson. During his college career, he set the school's career record for interceptions (16) and tied Harvard's record for interceptions in a single-season (8). While at Harvard he earned first-team AFCA All-America honors and was unanimous all-conference as a senior. Following graduation, Williams participated in the 2008 Detroit Lions Rookie Mini-Camp as a tryout invitee.

WILLIAMS' COACHING BACKGROUND

Detroit Lions	2015-
Defensive Quality Control	2015-
Penn State	2012-14
Defensive Graduate Assistant	2014
Offensive Graduate Assistant	2012-13
Assistant Strength and Conditioning	2012
South Carolina	2011
Graduate Assistant	2011
Karen Wagner (Texas) High School	2008-10
Assistant Coach	2008-10
Graduate Assistant	2006-07



KYLE O'BRIEN

VICE PRESIDENT OF PLAYER PERSONNEL

Year in NFL: 16
Years with Lions: 2

[Complete biographical information available on nflomg.com](http://nflomg.com)

Lions Vice President of Player Personnel Kyle O'Brien enters his 16th season in the National Football League and his second in Detroit. In his first season with the Lions, O'Brien played an integral role in helping construct a playoff roster in 2016. Under his direction, the personnel department assisted in acquiring a draft class that combined for a total of 108 games played and 37 total starts. Detroit's 2016 draft class included first-round selection (16th overall) Taylor Decker, who started in all 16 games at left tackle as one of only 17 players in the NFL to play 100 percent of the team's snaps in 2016. In addition to the early rookie contributions, O'Brien was instrumental during the offseason as he worked closely with Lions Executive Vice President and General Manager Bob Quinn during the 2016 NFL Free Agency period. With O'Brien's assistance, Quinn and the personnel department have continued their success in bolstering the Lions' roster with this year's free agency acquisitions, highlighted by Pro Bowl G T.J. Lang and veteran T Rick Wagner.

Over the span of his NFL career, O'Brien has worked in player personnel for four different teams in capacities that covered both pro and college scouting. Prior to Detroit, O'Brien was with the Jacksonville Jaguars as director of college scouting for three seasons (2013-15). Under O'Brien's guidance, the Jaguars acquired a nucleus of young talent that included QB Blake Bortles (third overall) and WR Allen Robinson (61st overall) as the team's first- and second-round picks in the 2014 NFL Draft. Robinson was named to the 2016 Pro Bowl, while WR Allen Hurns, an undrafted rookie free agent in 2014, set the NFL record for the most touchdown receptions by an undrafted player in a player's first two seasons (16). Prior to his time in Jacksonville, O'Brien spent one season as a national scout with the Kansas City Chiefs in 2012.

For 10 seasons (2002-11), O'Brien served in various roles within the New England Patriots player personnel department. The Patriots elevated O'Brien to national scout in his final two seasons (2010-11) in New England after his time as an area scout that covered five seasons (2002, 2006-09). In 2004-05, he was the Patriots' pro personnel scout.

A graduate of Harvard where he lettered in lacrosse, O'Brien originally joined the Patriots as a player personnel intern in 2000 and continued those duties during the Patriots' first Super Bowl season in 2001 while still attending Harvard. He began his NFL career as an intern with the New York Jets player personnel department in 1999.

O'Brien is a native of Garden City, N.Y. He and his wife, Alexis, together have a son, Finn.



LANCE NEWMARK

DIRECTOR OF PLAYER PERSONNEL

Year in NFL: 22
Years with Lions: 20

[Complete biographical information available on nflomg.com](http://nflomg.com)


Lance Newmark enters his 22nd year in the National Football League and 20th year in the Lions player personnel department taking on a new role, having been named the team's Director of Player Personnel in May 2017 by General Manager Bob Quinn. In his new position, Newmark will help oversee the player personnel department's comprehensive college and pro scouting operations.

Newmark, 42, most recently served as the team's Director of College Scouting for two years, where he managed the player personnel department's evaluation of college talent and college scouting operations in preparation for the 2016 and 2017 NFL Drafts. Over his time in Detroit, Newmark has also served as the team's Assistant Director of College Scouting for seven years, National Scout for three years and as an Area Scout for six years.

Newmark's time with the Lions began in 1998, when he assisted the player personnel department with various pro and college scouting assignments during the season and in preparation for the 1999 NFL Draft. Newmark was officially hired to the team's scouting staff in May 1999. Prior to his time with the Lions, he worked two years for the San Diego Chargers as a Staff Assistant.

Raised in La Mesa, Calif., Newmark played wide receiver for two years at San Diego Mesa College, before transferring to the University of San Diego for one year, where injuries ended his playing career. He holds a degree in social sciences.

Newmark and his wife, Jennifer, have three daughters, Laci, Kendall and Ava.



BRENDAN PROPHETT

DIRECTOR OF PRO SCOUTING

Year in NFL: 19
Years with Lions: 2

[Complete biographical information available on nflomg.com](http://nflomg.com)

Brendan Prophett embarks on his second season as the Lions Director of Pro Scouting after coming to the team last season from New Orleans, where he served as an area scout for the Saints in 2015. Prior to his time in New Orleans, he spent 15 seasons as a member of the New York Jets personnel staff from 2000-14, including eight seasons (2007-14) as the team's director of pro personnel.

Prophett's previous roles with the Jets include assistant director of pro scouting, pro scout, and regional scout after beginning as a college scouting intern with the organization in 2000. He also interned with the NFL Management Council in 2000 after working the 1999 season as a pro personnel intern with the New York Giants.

A four-year starter and three-time all-conference selection wide receiver at the College of New Jersey after transferring from the University of Maine, Prophett played professionally in Germany in 1998 before spending time in the Arena Football League with the Orlando Predators and Augusta Stallions (af2) from 1999-2000. The Bridgewater, Mass., native earned a bachelor's degree in economics from the College of New Jersey.



DAVE SEARS

ASSISTANT DIRECTOR OF COLLEGE SCOUTING

Year in NFL: 21

Years with Lions: 11

[Complete biographical information available on nflomg.com](#)

After joining the Lions player personnel department as a regional scout in May 2007, Dave Sears enters his first season as the team's assistant director of college scouting. Prior to Detroit, he spent seven seasons with the Houston Texans organization (2000-06).

Prior to his stint in Houston, Sears worked three seasons (1997-2000) with Washington's scouting department. He started with the Redskins as an intern in January 1997 and was hired as their scouting administrator in May. Sears was promoted as the Redskins' BLESTO scout in May of 1998. He also spent time interning for the Springfield Falcons in the American Hockey League.

Sears earned a bachelor's degree in sports management from Springfield (Mass.) College and was a four-year linebacker for Springfield's football team. He attended Hauppauge High School in his hometown of Hauppauge, N.Y., and lettered in football, basketball and lacrosse.

Sears is married to his wife, Nancy and together they have a daughter, Delaine.



ROB LOHMAN

ASSISTANT DIRECTOR OF PRO SCOUTING

Year in NFL: 17

Years with Lions: 11

[Complete biographical information available on nflomg.com](#)

Rob Lohman enters his 11th season with the Lions and his second as the team's assistant director of pro scouting. Lohman worked two seasons (2014-15) as the assistant director of pro personnel before being named the team's assistant director of pro scouting in 2016. He previously spent seven seasons as the team's college scouting coordinator and regional scout. Lohman is now the team's primary advance scout in addition to his extensive involvement in pro personnel evaluations, and will also scout other pro leagues, including the CFL and AFL.

Lohman originally joined the player personnel staff in May 2007 and had a variety of responsibilities in both college and pro scouting, including serving as the team's advance scout during his first season.

Previously, Lohman spent six years with the Houston Texans, and was a member of the organization before it began play in the NFL in 2002. From 2004-06, he served as the team's northeast regional scout, and was the team's pro administrator from 2002-03. Additionally in 2003, he handled all team advance scouting duties. Lohman joined the Texans in 2001 as a scouting intern.

Before entering the NFL ranks in 2001, he was a graduate assistant at Syracuse University, where he earned his master's degree in higher education. In 1998, Lohman was a special teams and recruiting assistant at Hofstra.

Lohman graduated from the University of South Carolina, where he earned a bachelor's degree in sports management and worked with the Gamecocks' football program as an undergraduate recruiting assistant. He and his wife, Mari, have a son, Brenden, and two daughters, Katie and Brynn.



JOE KELLEHER

COLLEGE SCOUTING COORDINATOR

Year in NFL: 8
Years with Lions: 7

[Complete biographical information available on nflomg.com](#)

Joe Kelleher joined the Lions in June, 2011 and enters his seventh season with the team, currently serving as the team's college scouting coordinator. He originally worked as the team's BLESTO scout before being promoted to regional scout in 2012.

Kelleher joined the Lions' Player Personnel Department after working as a scouting assistant for National Football Scouting and the National Invitational Camp (NFL Combine). After his hiring by National Football Scouting in November 2009, Kelleher assisted in several aspects of the organization's operations, including the review of scouting reports, overseeing daily management of the NFL Medical Database website and assisting in the preparation and operations of the NFL Combine held annually in Indianapolis.

In 2008, Kelleher interned for the Lions Football Operations Department, and assisted with the team's training camp logistics, team travel and other aspects of the team's day-to-day football operations. He previously interned with the New York Giants Pro Personnel Department during training camp in 2007.

A native of Potomac, Md., Kelleher attended Butler University and played offensive tackle and tight end for the Bulldogs football team. Kelleher graduated from Butler with a bachelor's degree in business-marketing, and went on to earn a Master of Business Administration and a Master of Sports Administration from Ohio University. Kelleher and his wife, Jill, reside in Canton, Mich. with their son Ben.



PATRICK MULARKEY

PRO SCOUTING COORDINATOR

Year in NFL: 9
Years with Lions: 4

[Complete biographical information available on nflomg.com](#)

Patrick Mularkey enters his ninth season in the NFL and returns for his fourth year as the Lions' Pro Scouting Coordinator. Mularkey helps coordinate all aspects of the pro scouting department, including preparation for the free agency signing period, advance scouting of upcoming opponents, management of the NFL waiver wire and evaluation of players in the NFL and other professional football leagues.

Prior to joining the Lions, Mularkey spent four years with the Jacksonville Jaguars working in both the scouting and strength and conditioning Departments. During his tenure with the Jaguars, Mularkey's duties included the evaluation of college players and NFL teams, unrestricted NFL free agents, and players in the AFL and CFL leagues. He was also in charge of organizing and directing free agent workouts, pre-draft visits, and unrestricted free agent visits. As an Assistant Strength and Conditioning Coach, Mularkey aided in developing the training and nutrition programs for the players and was responsible for compiling data from the team's GPS tracking units.

Mularkey spent the 2005 season as a player personnel intern with the Buffalo Bills. He later worked with the Atlanta Falcons strength and conditioning staff as an intern during the team's 2008 training camp.

Mularkey spent his high school years working training camp and gamedays as an equipment assistant for the Pittsburgh Steelers and earned his bachelor's degree from Clemson University. He and his wife, Kristin, reside in Michigan with their son, Waylon.



MARK OLSON

REGIONAL SCOUT

Year in NFL: 20
Years with Lions: 2

[Complete biographical information available on nflomg.com](#)

Mark Olson enters his second season as a regional scout for the Lions. Following an 18-year career with the Atlanta Falcons, including three years as a national scout, Olson joined the Lions player personnel department as the team's regional scout in 2016.

Prior to his time as Atlanta's national scout, Olson served in a variety of roles with the Falcons, including western regional college scout and pro scout. As a pro scout, Olson was responsible for advance scouting, as well as evaluating players and assisting the Falcons with preparing for free agent acquisitions.

Olson originally joined the Falcons as a scouting assistant in 1998. His past experience includes stints with the Washington Redskins, Minnesota Vikings and Montreal Alouettes of the Canadian Football League. A native of Hudson, Wis., Olson graduated from the University of Wisconsin-River Falls with a degree in journalism and later earned his master's degree in sports management from the University of Minnesota in 1997. Olson currently resides in Park City, Utah.



DAVE UYRUS

REGIONAL SCOUT

Year in NFL: 24
Years with Lions: 18

[Complete biographical information available on nflomg.com](#)


Dave Uyrus joined the Lions' personnel department in June 2000, and 2017 marks his 18th season with the club. Prior to joining the team's scouting staff, Uyrus spent seven years (1994-2000) with the New England Patriots. He started as their assistant director of pro scouting (1994-96) and then was director of pro scouting for three years (1997-99). Uyrus worked as a national scout for the Patriots in 2000.

Uyrus has been coaching and scouting in the collegiate and professional ranks for nearly 40 years, beginning with his first job in 1974 as freshman coach of his alma mater, Middlebury College. In 1975 he coached the varsity tight ends at Brown University and the following year he was an assistant coach at Lee High School in Lee, Mass. He then joined Dick MacPherson's staff at Massachusetts as a graduate assistant in 1977-78 before moving on to American International in 1979 and Merchant Marine Academy in 1980.

Following those stints, Uyrus then re-joined MacPherson's staff at Syracuse in 1981. He spent 10 seasons (1981-90) with the Orangemen, six of them as the tight ends and special teams coach (1985-90). He moved into the professional ranks after MacPherson was named the head coach of the Patriots in 1991. He spent the 1991-92 campaigns as the Patriots' assistant defensive line and special teams coach before coaching the tight ends and special teams at Cornell in 1993.

As a player, Uyrus earned honorable mention Little All-American, All-ECAC and All-New England Small College honors as a junior at Middlebury.

He and his wife, Heidi, have two daughters, Haley and Gwendolyn.



ALAN ANDERSON

AREA SCOUT

Year in NFL: 7
Years with Lions: 7

[Complete biographical information available on nflomg.com](#)

Alan Anderson enters his second season as one of the Lions' area scouts following two years as Detroit's BLESTO scout and three years as the team's pro personnel assistant.

Anderson completed an internship in the Lions player personnel department in 2010 and was promoted to pro personnel assistant in 2012. While with the club, Anderson has assisted with several player personnel projects including evaluation and production of various scouting reports, annual NFL Draft prep, free agency acquisitions and other daily administrative tasks.

Prior to joining the Lions, Anderson served in a myriad of roles as a student assistant with the Florida State Athletic Department from 2006-2010, including defensive student assistant (2006) and recruiting student assistant (2006-09) for the football team, as well as compliance graduate assistant (2009-10). A native of Cooper City, Fla., he graduated from Florida State in 2008 with a bachelor's degree in sport management, and later went on to receive his master's degree from the university in sport administration in 2010.



CARY CONKLIN

AREA SCOUT

Year in NFL: 13
Years with Lions: 9


[Complete biographical information available on nflomg.com](#)

Cary Conklin enters his ninth season for the Lions, currently serving as one of the team's area scouts. Prior to the Lions he was a college scout for both the St. Louis Rams and Washington Redskins. Conklin also spent five years as a college coach working with the quarterbacks and wide receivers at the University of Washington and Eastern Michigan University.

Conklin was a fourth-round draft pick by the Washington Redskins and was tutored by Hall of Fame coach Joe Gibbs. He played for the Redskins from 1990-1994 and for the San Francisco 49ers in 1995. He was a member of the 1992 Washington Redskins Super Bowl Championship team that defeated the Buffalo Bills 37-24 in Super Bowl XXVI.

Conklin set numerous passing records for the Washington Huskies in college and was the MVP of the 1989 Freedom Bowl when Washington beat Florida 34-7. He is from Yakima, Wash. and attended Eisenhower High School.

Conklin is married to wife, Demetra, and has two daughters, Cosette and Violet, and a son Canon.
on.



JAY MURACO

AREA SCOUT

Year in NFL: 25
Years with Lions: 2

[Complete biographical information available on nflomg.com](http://nflomg.com)

Jay Muraco enters his second season in Detroit after joining the Lions staff in 2016 as the team's area scout, bringing with him 25 years of NFL player personnel experience.

Prior to Detroit, Muraco most recently served as an area scout for the Chicago Bears from 2013-14 following a four-year stint with the Kansas City Chiefs, where he was also an area scout.

Prior to his time with the Chiefs, Muraco spent nine seasons (2000-08) with the New England Patriots as the team's college scouting coordinator. During his time in New England, the Patriots won three Super Bowls (XXXVI, XXXVIII and XXXIX).

Muraco began as a volunteer in the Cleveland Browns personnel department from 1992-95 before going on to work with the Philadelphia Eagles scouting department for four seasons (1996-99). A 2000 graduate of Kent State University, he entered the NFL ranks with the San Diego Chargers as a training camp intern in 1992.



STEVE NEAL

AREA SCOUT

Year in NFL: 3
Years with Lions: 3

[Complete biographical information available on nflomg.com](http://nflomg.com)

Steve Neal enters his third season on the Lions' player personnel staff in 2017 and first as an area scout after serving as the team's BLESTO scout last season. In 2015 Neal spent two months as Wofford's on-campus recruiting coordinator before accepting an internship with the Lions' scouting department.

Prior to Wofford, Neal spent six years as a wide receivers coach for Wayne State, mentoring numerous Academic All-GLIAC student-athletes and helping the 2011 squad reach the NCAA Division II National Championship. While at WSU, Neal coached standout receiver Troy Burrell (2007-2011), helping him earn Second Team All-American honors in 2011, recruited the 2008 GLIAC Freshman of the Year (QB Kevin Smith) and also served as the lead coach for the nation's best kickoff return team in 2008. In 2014 Neal served as the wide receivers coach and passing game coordinator at Adams State University. Neal also served as the quarterbacks and wide receivers coach at Savannah State University in 2006 and was the wide receivers coach at Saint Joseph's (Ind.) in the spring of 2006.

During his playing career, Neal was a four-year starter (1996-2000) at wide receiver for Western Michigan University, earning First Team All-Mid-American Conference accolades three times and being named to the Broncos' All-Century Team.

Neal graduated from Western Michigan with a bachelor's degree in criminal justice before going on to sign a rookie free agent contract with the Tennessee Titans in 2001. In 2001 and 2002, he attended camps and workouts with the Denver Broncos, New Orleans Saints, Detroit Lions and Green Bay Packers.



SCOTT SIKA

AREA SCOUT


Year in NFL: 5
Years with Lions: 2

[Complete biographical information available on nflomg.com](#)

Scott Sika, entering his fifth NFL season working in player personnel, joined the Lions in 2016 as a team scout. Sika spent three seasons with the Atlanta Falcons where he worked the 2015 season as an area scout.

In his first two seasons with Atlanta, Sika served as a scouting assistant, where he handled various logistical aspects of the scouting department for college all-star games, the NFL Combine and college visits. In addition, Sika was responsible for incoming and outgoing players regarding travel accommodations and scheduling, as well as producing tapes for draft-eligible collegiate prospects and NFL players. He entered the NFL ranks as a training camp intern in 2012 for the Falcons.

Prior to joining the Falcons, Sika interned for two seasons in the Ohio State Athletic Department. A native of Strongsville, Ohio, Sika played for the Ohio State Buckeyes football team from 2006-10 where he was a part of five Big Ten Conference titles. He earned a bachelor's degree from Ohio State in sport and leisure and later received a master's degree in sports management from the school.



CHARLES BRENSINGER

PRO SCOUT

Year in NFL: 6
Years with Lions: 5

[Complete biographical information available on nflomg.com](#)

Charles Brensinger enters his fifth season with the Lions player personnel department and his second as a pro scout. He completed an internship in the Lions personnel department in 2012 before being promoted to pro personnel assistant in 2014, a role he served for three seasons.

While with the club, Brensinger has assisted with several player personnel projects, including evaluation and production of various scouting reports, annual NFL Draft prep, free agency acquisitions and other daily administrative tasks.

Prior to joining the Lions, Brensinger worked as the assistant director of football operations at Princeton from 2011-12. Following his internship with the Lions, he completed another internship with the New York Giants pro personnel department during the 2013 season.

Brensinger is a native of Catasauqua, Pa. He graduated from the University of Pittsburgh in 2008 with a bachelor's degree in legal studies, and later received a Master's of Science in Sports Management from Temple University in 2012.



RON MILES

COLLEGE SCOUT

Year in NFL: 3
Years with Lions: 2

[Complete biographical information available on nflomg.com](#)

Ron Miles joined the Lions player personnel department in 2016 and currently serves as a college scout. Before coming to Detroit, he spent the 2015 season with the New England Patriots as a scouting assistant.

Prior to entering the NFL ranks, Miles served as a coaching assistant at Ohio State for six seasons (2009-14), working specifically with the team's linebackers. During his time at Ohio State, the Buckeyes claimed the school's eighth national championship (2014) in the inaugural College Football Playoff, as well as two Big Ten Conference titles (2009, 2014).

A native of Kingston, N.Y., Miles earned a bachelor's degree in journalism from Ohio State in 2012, and later went on to receive a master's degree in organizational leadership in 2015. He is married to his wife, Justine.



ELOY LEDESMA

BLESTO SCOUT

Year in NFL: 2
Years with Lions: 2

[Complete biographical information available on nflomg.com](#)

Eloy Ledesma enters his second season as a member of the Lions' scouting department and his first season as BLESTO scout. Ledesma worked as a scouting assistant in his first season after joining the Lions in May 2016. While with the club, Ledesma has assisted with several player personnel projects, including player evaluation and production of various scouting reports, annual NFL Draft prep, free agency acquisitions and other daily administrative tasks.

Prior to joining the Lions, Ledesma started as a student equipment manager at USC and interned with the Indianapolis Colts and Seattle Seahawks. He then worked for the NFL's High School Player Development Program as their West Coast Regional Director and as Quarterbacks Coach at Castle Park High School. Ledesma most recently served as the Director of Scouting for USC Football prior to moving to Detroit.

Ledesma is a native of Chula Vista, CA and attended Otay Ranch High School. He graduated from the University of Southern California with a bachelor's degree in Business Administration and resides in Michigan with his girlfriend, Alexandra.



ALLISON MAKI

**SENIOR VICE PRESIDENT OF
ADMINISTRATION, CFO**

Year in NFL: 14

Years with Lions: 14

[Complete biographical information available on nflomg.com](http://nflomg.com)


Now in her 14th year with the Lions, Allison Maki serves as the Lions Senior Vice President of Administration and Chief Financial Officer. She is responsible for management of the financial operations of the team and stadium-related entities, as well as the team's human resources and information technology functions. Additionally, she also oversees the facility operations at the Lions Headquarters and Training Facility in Allen Park. Maki assists in the oversight and management of key business partners, while maintaining her role as treasurer for Detroit Lions Charities.

Entering the 2017 season, Maki is currently one of only eight female chief financial officers in the NFL, joining Karen Murphy (Chicago), Kelly Flanagan (Jacksonville), Christine Procops (New York Giants), Jeanne M. Bonk (Los Angeles Chargers), Karen Spencer (Seattle), Jenneen Kaufman (Tennessee) and Johanna Kappner (Cincinnati).

In her previous role as the team's Vice President of Finance and Administration, Maki managed the financial and human resources operations for the Lions and Ford Field. She was also responsible for the organization's treasury functions and managing all internal and external audits while working closely with the NFL finance staff.

Before coming to the Lions in 2004, Maki, a CPA, spent seven years at Ernst & Young LLP in Detroit as an Assurance and Advisory Business Services Manager, overseeing audits of public and private companies. Maki also led the Employee Benefit Plan audit group for the Detroit office.

She is a graduate of Albion College and resides in South Lyon, Mich., with her husband, Ryan Maki, and twins, Colin and Kendall.



BILL KEENIST

**SENIOR VICE PRESIDENT OF
COMMUNICATIONS**

Year in NFL: 36

Years with Lions: 33

[Complete biographical information available on nflomg.com](#)

Bill Keenist embarks upon his 33rd season with the Lions and has served as the organization's senior vice president of communications since 2001. Keenist oversees the Lions' football communications and is the team's chief spokesman on football and organizational matters.

Keenist joined the Lions as assistant public relations director in 1986 and, in 1987, was named director of public relations. He became director of marketing, broadcasting and communications in 1991 and then was promoted to vice president for administration and communications in 1994.

From 1996-2001, Keenist supervised the areas of communications, broadcasting and marketing. Under his direction, the Lions launched several in-house media initiatives in the 1990s, including: a team television show, radio shows, a state-wide preseason TV and highlight show network, team newspaper, magazine and [Detroitlions.com](#).

In 2002, Detroit Sports Broadcasters Association honored Keenist with the "Best of the Best" award, which honors the top sports public relations person in the Detroit media market. He was also a member of Detroit's Super Bowl XL Communications Task Force Committee and directed organization's public relations efforts during several Super Bowl XL related events. During his NFL career, Keenist has worked total of 26 Super Bowls for the NFL's media operations staff.

Keenist's NFL career began in 1981 with the Washington Redskins as a public relations assistant. He was a member of the Redskins staff when the team won Super Bowl XVII in 1983. He also served as the Redskins' director of promotions in 1983.

In 1984, Keenist returned home to the Pittsburgh area where he was the public relations director for the Pittsburgh Maulers (USFL) and then served as sports public relations director for the Pittsburgh Civic Arena, where he worked primarily with the Pittsburgh Penguins.

Keenist holds a master's degree in sports administration and bachelor's degree in journalism from Ohio University. He then served a graduate internship at Duke University where he worked in the athletic department.

In 2004, Keenist, who was a member of the school's graduating class of 1976, was inducted into the Elizabeth Forward High School Hall of Fame in his hometown of Elizabeth, Pa. In 2006, Keenist was awarded a medal of merit by Ohio's Alumni Association, which annually honors alumni who have distinguished themselves in their respective professions.

Among his philanthropic endeavors, Keenist is president of The Charlie Sanders Foundation, founded by the late Hall of Fame tight end Charlie Sanders. The foundation features the Have a Heart, Save a Life program that raises awareness and funding for the detection of potentially serious heart conditions in young athletes' through free heart screenings. Keenist is also on the Board of Directors for Team Joseph, a local charity fighting Duchene Muscular Dystrophy.

Keenist, 59, lives in Oxford with his wife Cindy and has three children: sons, Billy and Christopher, and daughter, Lindsay. In his hometown, he is a member of Oxford High School's Athletic Boosters and Oxford's Turf Committee. He also has served on the Oxford School District's Strategic Planning Committee and Oxford School Board.

His son Billy played college football at Adrian College, while Chris played at Saginaw Valley State University and Adrian College. Billy was recently named the head football coach at Berkley High School.



KELLY KOZOLE

**SENIOR VICE PRESIDENT OF BUSINESS
DEVELOPMENT**

Year in NFL: 16

Years with Lions: 16

[Complete biographical information available on nflomg.com](http://nflomg.com)

Kelly Kozole, now in her 16th year with the Lions organization, was promoted February 1, 2016 to senior vice president of business development. She oversees events, marketing, corporate partnerships, ticketing, retail merchandising, new media, cheerleading, community relations and the football education divisions of the Lions organization.

Kozole also manages the relationship with the team's official food and beverage partner, Levy Restaurants, and is an officer for Detroit Lions Charities.

After joining the Detroit Lions in 2002 as vice president of events, Kozole has led DLI Entertainment, the team's entertainment division, for the past 15 years. She has secured and promoted many large-scale shows and events at Ford Field, including nine consecutive sold-out Kenny Chesney concerts, three sold-out Taylor Swift concerts, the 2003 Basketbowl, WrestleMania 23, 2008 NCAA Men's Basketball Regionals, 2009 NCAA Men's Basketball Final Four and the 2010 NCAA Men's Ice Hockey Frozen Four.

In 2015, Ford Field had its busiest concert year to date with Taylor Swift's blockbuster 1989 World Tour, the return of Kenny Chesney and One Direction, as well as first-time Ford Field appearances by AC/DC and Luke Bryan.

Kozole also oversees the Quick Lane Bowl, the annual college football bowl game held at Ford Field. A graduate of Michigan State University, Kozole resides in Troy, Mich., with her husband, Kevin, and their children, Connor and Morgan.



JAY COLVIN

**SENIOR VICE PRESIDENT, LEGAL AFFAIRS
AND GENERAL COUNSEL**

Year in NFL: 2

Years with Lions: 2

[Complete biographical information available on nflomg.com](http://nflomg.com)

Jay Colvin joined the Lions in May 2016 as senior vice president of legal affairs and general counsel. He manages all legal matters pertaining to the corporate and business activities of the team, and also serves as corporate secretary for the Lions and Detroit Lions Charities.

Prior to coming on board with the Lions, Colvin was a partner at Bodman, PLC law firm where he practiced law for 27 years. While at Bodman, he acted as an advisor and attorney to the Ford Family for 25 years, including representing the Detroit Lions organization. Beginning his career as a certified public accountant, Colvin's areas of specialty at Bodman were estate and tax planning for high net worth families, as well as corporate and partnership taxes.

Additionally, Colvin has extensive experience consulting professional athletes on legal and wealth planning throughout their active and alumni careers including structuring business deals, contracts, charitable contributions and the formation and operation of charitable foundations.

Colvin's professional accolades include being listed on The Best Lawyers in America in the Trusts & Estates practice area since 2012, and named a 2014 "Top Lawyer" by DBusiness magazine. He currently serves on the Michigan Sports Hall of Fame Board of Directors where he is also the Treasurer and serves as a trustee to several private foundations.

Colvin is a graduate of Wayne State University with a B.S. and a J.D., cum laude; Order of the Coif from the Wayne State University School of Law. He is married with three children.



MATT HARRISS

**VICE PRESIDENT OF FOOTBALL
ADMINISTRATION**

Year in NFL: 17

Years with Lions: 2

[Complete biographical information available on nflomg.com](http://nflomg.com)

Matt Harriss joined the Lions in 2016 as the team's vice president of football administration after spending 10 seasons with the New York Giants football operations department.


In his current role, Harriss oversees every aspect of the football side of the business, including all player contract negotiations, management of the salary cap and roster compliance under the NFL Collective Bargaining Agreement. Additionally, Harriss is responsible for the long-term planning of the team's finances related to player acquisition and roster construction, as well as future year projections. Harriss also works closely with various departments across the organization regarding operating budgets and overall compliance.

During his time in New York, Harriss was a member of a Giants front office that led the franchise to two Super Bowl championships (Super Bowl XLII and Super Bowl XLVI). In his first year (2006) with the Giants, Harriss assisted former general manager Ernie Accorsi, who then was in his final season with the team. Following that first year, Harriss worked on all aspects of the salary cap, CBA compliance and player contract negotiations. Prior to Detroit, Harriss most recently served as the Giants director of football operations.

For five seasons (2001-05), Harriss spent time in the NFL League Office. His tenure began in September 2001 as an intern in the football operations department, and he quickly transitioned into a player personnel analyst for the NFL Management Council. Harriss' responsibilities included salary cap and free agency management, annual NFL Draft eligibility, as well as being versed on the Collective Bargaining Agreement and all personnel rules in order to assist the 32 NFL teams.

Harriss also worked with the officiating department as an instant replay booth communicator during games throughout his final three seasons in the NFL League Office.

A native of Bronxville, N.Y. and graduate of Lafayette College, Harriss completed his history degree in 2001. He is married to his wife, Melissa, and together they have a son, Luke.



KEVIN ANDERSON

**CHIEF OF STAFF - ASSISTANT TO THE
GENERAL MANAGER**

Year in NFL: 12

Years with Lions: 2

[Complete biographical information available on nflomg.com](http://nflomg.com)

Kevin Anderson joined the Lions organization in January 2016 and serves as the Chief of Staff - Assistant to the General Manager. He works directly with Executive Vice President and General Manager Bob Quinn on executing the team's wide-range of football operations initiatives. In addition to supporting the general manager, Anderson works closely across all football support staff groups to ensure an efficient day-to-day operation of the team and serves as a primary liaison between football and business departments. Anderson also oversees all renovation and enhancement projects to the Lions training facility.

Prior to Detroit, Anderson spent the previous 10 seasons with the New England Patriots, where he held a variety of roles within football operations. Anderson also became the team's director of player development in 2011 and held that position for his final five seasons in New England.

Anderson's involvement in player development began in 2006, his first season with the Patriots, when he assisted athletes with their transition into the NFL and provided support both during and following their careers. The core areas of his program focused on financial education, life skills, family assistance and continuing education. As part of the football operations department, Anderson assisted in the execution of all logistical aspects of mini-camp, training camp, and team travel, which included conference championship games, multiple Super Bowls, international games, joint practice training camp sessions, and extended in-season road trips.

Before joining the Patriots, Anderson earned a degree in sport management from Indiana University, where he also worked as a football operations assistant for the Hoosiers. The Indianapolis native also completed internships with the Indianapolis Colts and Houston Texans.

Anderson married his wife, Nicole, in June 2016.



JON DYKEMA

**MANAGER OF FOOTBALL
ADMINISTRATION/LEAD COUNSEL**

Year in NFL: 8

Years with Lions: 8

[Complete biographical information available on nflomg.com](http://nflomg.com)

Jon Dykema embarks upon his eighth season with the Lions and his second as the team's manager of football administration & lead counsel after previously serving as staff counsel (2011-2014) and general counsel (2015).

In his current role, Dykema's responsibilities include overseeing the legal aspects of the club's football operation, negotiating player contracts, assisting with the club's salary cap planning and management, directing analytics initiatives and coordinating with the league office regarding CBA compliance, player contracts and grievances. He also functions as the club's privacy officer for HIPAA compliance and helps manage the organization's government relations strategy and policies. In 2013, Dykema was selected to represent the Lions at the NFL-Stanford University Graduate School of Business Executive Education Program for Managers.

Prior to joining the Lions, Dykema spent four years (2007-2011) as the director of men's basketball operations at The University of Utah, where his duties included game scheduling, budgeting, coordinating team travel and managing the day-to-day operations of the program. He began his NFL career as a summer student equipment intern with the San Francisco 49ers (2000-02) before completing football administration (2003-04) and legal (summer 2005) internships with the Lions.

A 2003 graduate of Michigan State University, Dykema earned both his juris doctorate from The University of Akron School of Law and MBA from The University of Akron College of Business Administration in 2007. He was admitted to the Utah State Bar in 2010. While at Michigan State, Dykema worked as a student manager for Tom Izzo and the Spartan basketball team (1999-2003), serving his final two years as head manager. He was a member of two Final Four squads, including the program's 2000 NCAA National Championship team.

Dykema is a native of Grand Rapids, Mich. He and his wife, Rachel, have one child - a daughter, Allie.



KEVIN BASTIN

HEAD ATHLETIC TRAINER

Year in NFL: 24

Years with Lions: 4

[Complete biographical information available on nflomg.com](http://nflomg.com)

Kevin Bastin (pronounced bas-teen) joined the Lions in 2014 as head athletic trainer. Bastin oversees the team's medical operations, including the athletic training staff and team physicians, in addition to the numerous medical specialists who work closely with the players' care and physical rehabilitation.

Bastin brings more than 32 years of athletic training experience to the Lions staff, including 24 years in the NFL. He was the assistant athletic trainer for the Washington Redskins from 1989-2001 before being named the Houston Texans head athletic trainer in 2001, a role he fulfilled until 2009. Before joining the Lions organization, he served as the director of athletic training services for the Memorial Hermann Ironman Sports Institute in Houston.

While with the Redskins, Bastin was a member of the team's Super Bowl championship run during the 1991 season. In 1995, the Washington training staff was named Athletic Training Staff of the Year by the NFL.

Bastin began his career as a clinical athletic trainer with Morgantown Physical Therapy Associates in 1985 before becoming the assistant athletic trainer at the University of Louisville from 1986-88. He has served as the secretary for the board of directors for the Professional Football Athletic Trainers Society, as well as the National Center for Human Performance's board in Houston.

A native of Quiet Dell, W.Va., Bastin graduated from Roosevelt-Wilson High School in 1980. He earned a bachelor of science degree in physical education and athletic training from West Virginia University in 1984 before going on to receive a master's degree in sport health from the University of Miami (Fla.) in 1985.

In 2013, Bastin was inducted into West Virginia University's College of Physical Activity and Sport Science Hall of Fame.



DETROIT LIONS

DETROIT LIONS 2017 MEDIA GUIDE



PLAYER PROFILES



JARED ABBREDERIS

WIDE RECEIVER

Wisconsin

Year: 4

Draft: '14, R5 (176)-GB

Wautoma, Wis.

Ht: 6-1

Acquired: FA '17

Born: 12/17/90

Wt: 195

[Complete biographical information available on nflomg.com](#)

MANE FACTS

- Pronunciation: abra-DARE-iss

TRANSACTIONS

- Signed by the Detroit Lions to the Reserve/Future List on January 9, 2017.
- Released by the Packers from Reserve/Injured on October 27, 2016.
- Placed on Reserve/Injured on October 24, 2016.
- Signed by the Packers to the active roster on October 3, 2015.
- Signed by the Packers to the practice squad on September 8, 2015.
- Released by the Packers on September 5, 2015.
- Placed on Reserve/Injured on August 26, 2014.
- Drafted by the Green Bay Packers in the fifth round (176th overall) of the 2014 NFL Draft.

PRO

Signed with the Lions to a Reserve/Future contract following the conclusion of the 2016 regular season. Entered the League as a fourth round draft pick out of Wisconsin in 2014. Spent time on the Packers practice squad before appearing in 15 games from 2015-16. Recorded 10 receptions for 119 yards.

2016: Played in five games with one reception for eight yards before being placed on Reserve/Injured (quadriceps) and released by Green Bay on October 27, 2016.

COLLEGE

Began his career as a walk-on at Wisconsin and served as a spread quarterback on the scout team in 2009 before making the switch to wide receiver. Was awarded a scholarship after his sophomore season in January 2012. Played in 53 games (39 starts) and finished his career tied for the school record for receptions (202). Finished his senior season (2013) with a school-record 78 receptions, 1,081 yards and seven touchdowns.

- Recorded just the fourth 1,000-yard receiving season in Badgers history in 2013.
- Finished his Wisconsin career ranked second all-time in Wisconsin receiving yards (3,140) and touchdown receptions (23).
- Set a school record for career kickoff return average (25.8).
- Ranks fifth all-time in career punt return average (10.7).
- Won the 2013 Burlsworth Trophy, which is given to nation's top player who began his career as a walk-on.

PERSONAL

Earned First-Team all-state honors as a quarterback after leading Wautoma (Wis.) High School to the WIAA Division 4 state championship.

JARED ABBREDERIS - NFL REGULAR SEASON STATISTICS

	TEAM	RUSHING							RECEIVING				
		GP	GS	NO	YDS	AVG	LG	TD	NO	YDS	AVG	LG	TD
2014	GB	0	0	0	0	0.0	0	0	0	0	0.0	0	0
2015	GB	10	0	0	0	0.0	0	0	9	111	12.3	32	0
2016	GB	5	0	0	0	0.0	0	0	1	8	8.0	8	0
NFL TOTALS		15	0	0	0	0.0	0	0	10	119	11.9	32	0

JARED ABBREDERIS - NFL PLAYOFF STATISTICS

	TEAM	RUSHING							RECEIVING				
		GP	GS	NO	YDS	AVG	LG	TD	NO	YDS	AVG	LG	TD
2015	GB	2	1	0	0	0.0	0	0	6	69	11.5	18	0
NFL TOTALS		2	1	0	0	0.0	0	0	6	69	11.5	18	0

JARED ABBREDERIS - NFL REGULAR SEASON RETURN STATISTICS

	TEAM	KICKOFF RETURNS					PUNT RETURNS					
		RET	YDS	AVG	LG	TD	NO	FC	YDS	AVG	LG	TD
2014	GB	0	0	0.0	0	0	0	0	0	0.0	0	0
2015	GB	2	52	26.0	30	0	0	1	0	0.0	0	0
2016	GB	0	0	0.0	0	0	0	0	0	0.0	0	0
NFL TOTALS		2	52	26.0	30	0	0	1	0	0.0	0	0

SINGLE-GAME HIGHS

Receptions 4 vs. Detroit Lions, Nov 15, 2015

Receiving Yards 57 vs. Detroit Lions, Nov 15, 2015

Longest Receptions 32 vs. Detroit Lions, Nov 15, 2015

All-purpose yards 57 vs. Detroit Lions, Nov 15, 2015

Kickoff Returns 1 at Denver Broncos, Nov 01, 2015

Kickoff Return Yards 30 vs. San Diego Chargers, Oct 18, 2015

Longest Kickoff Return 30 vs. San Diego Chargers, Oct 18, 2015

2016 GAME-BY-GAME REGULAR SEASON STATISTICS (GB)

	OPP	P/S	RECEIVING				RUSHING			
			NO	YDS	LG	TD	ATT	YDS	LG	TD
09/11	at JAX	P	1	8	8	0	0	0	0	0
09/18	at MIN	P	0	0	0	0	0	0	0	0
09/25	DET	P	0	0	0	0	0	0	0	0
10/09	NYG	P	0	0	0	0	0	0	0	0
10/16	DAL	P	0	0	0	0	0	0	0	0
10/20	CHI					INACTIVE				
10/30	at ATL					NOT ON ROSTER				
11/06	IND					NOT ON ROSTER				
11/13	at TEN					NOT ON ROSTER				
11/20	at WAS					NOT ON ROSTER				
11/28	at PHI					NOT ON ROSTER				
12/04	HOU					NOT ON ROSTER				
12/11	SEA					NOT ON ROSTER				
12/18	at CHI					NOT ON ROSTER				
12/24	MIN					NOT ON ROSTER				
01/01	at DET					NOT ON ROSTER				
2016 TTL		5-0	1	8	8	0	0	0	0	0



AMEER ABDULLAH

RUNNING BACK

Nebraska

Homewood, Ala.

Born: 06/13/93

Year: 3

Ht: 5-9

Wt: 203

Draft: '15, R2 (54)-Det

[Complete biographical information available on nfl.com](http://nfl.com)

MANE FACTS

- Pronunciation: uh-MEER ab-DOO-la
- Voted by his teammates for the Mel Farr Rookie of the Year Award in 2015.

TRANSACTIONS

- Placed on Reserved/Injured (foot) on September 21, 2016.
- Drafted by the Detroit Lions in the second round (54th overall) of the 2015 NFL Draft.

PRO

Came to Detroit in the second round (54 overall) of the 2015 NFL Draft following one of the most prolific careers in Nebraska football history, which included three-consecutive 1,000-yard seasons (2012-14). Saw his second NFL season cut short due to injury suffered early in 2016.

- Abdullah finished fifth in the NFL in 2015 in all-purpose yardage with 1,857 total yards (597 rushing, 183 receiving, 1,077 kickoff.) Among all rookies in Lions history, Abdullah's 1,857 all-purpose yards rank third all-time. He is the third Lions rookie to reach 1,800+ all-purpose yards.
- Abdullah's 199 all-purpose yards in his rookie debut against the Chargers (9/13/15) was the third-highest by a Lions rookie since 1960 and the most since CB Terry Fair registered 267 all-purpose yards at Green Bay September 6, 1998.
- Abdullah's 104-yard kickoff return to start the second half against Green Bay (11/15/15) is tied for the third-longest kickoff return in Lions history, and the longest since Stefan Logan's 105-yard return touchdown against St. Louis October 10, 2010. The return is also the longest non-scoring play in team history.

2016: Led the ground attack for Detroit in Week 1 at Indianapolis (9/11) with 63 rushing yards on 12 carries. Hauled in 5 receptions for 57 yards and a touchdown in the victory.

- Rushed six times for 38 yards in Week 2 (9/18) against Tennessee before leaving the game in the second quarter due to injury.
- Placed on Reserved/Injured (foot) on September 21, 2016.

COLLEGE

Ended his collegiate career at Nebraska as the only player to record three-consecutive seasons with 1,000 rushing yards (1,137 in 2012; 1,690 in 2013; 1,611 in 2014). Started in all 53 games he played and concluded his four-year career with 813 carries, 4,744 yards and 29 touchdowns, as well as 73 receptions for 690 yards and seven touchdowns as a receiver. As a return man, his career statistics include 61 kickoff returns for 1,592 yards and one touchdown, and 31 punt returns for 316 yards and one touchdown.

- All-purpose yards total 7,186 yards on 978 attempts in 53 games (135.6 yards per game).

2014: Finished his senior season with 1,611 rushing yards, which ranks sixth on the Nebraska single-season list and is the second-best rushing total for a Husker senior. His 2014 rushing total followed up on his 1,690 yards in 2013, making him just the second player in school history with a pair of 1,500-yard rushing seasons. Also totaled 19 touchdowns on the ground and three through the air.

- Post-season accolades include: 2014 Second Team All-American (Walter Camp, CBS, Scout, Athlon, Associated Press, Sports Illustrated), 2014 Doak Walker Award Finalist and 2014 Second-Team All-Big Ten.

- Recorded four games with more than 200 rushing yards, tying a Nebraska single-season record.
- Carried the ball 22 times for 208 yards and a career-high three touchdowns against Illinois. 196 of his 208 yards came in the first half.
- Broke his previous career high of three touchdowns with four scores against Northwestern, becoming the first Husker to score four rushing touchdowns in a game since QB Taylor Martinez in 2010.
- Capped off his Nebraska career with 269 all-purpose yards in the Holiday Bowl against USC, where he caught a career-high six passes for 61 yards.

2013: Continued his ascent into the Nebraska record books in his junior season as he finished with 1,690 rushing yards, the highest total for a Husker player since 1997 and the fourth-best in school history. Also tied the Nebraska single-season record for 100-yard rushing games with 11.

- Also tallied 1,999 all-purpose yards, which ranks as the fourth-best single-season total in school history.
- Carried a streak of eight games with 100 or more rushing yards over the course of the season.
- Earned First Team All-Big Ten honors and was also named Third Team All-American by the Associated Press.

PERSONAL

Prepped at Homewood High School in his hometown of Homewood, Ala. under coach Dickey Wright. Finished his senior season with 1,800 yards and 24 touchdowns, while also catching 33 passes for 515 yards. Earned South region player of the year by the Birmingham News and was selected to play in the Offense-Defense All-American bowl, where he starred as a defensive back.

- Honored as a Nebraska Student-Athlete HERO Award, winning in both 2012 and 2014, and was named to the Nebraska Scholar-Athlete Honor Roll four times.
- Earned Academic All-Big Ten honors in 2013 and 2014.
- Graduated from Nebraska with a degree in history, which he completed in three-and-a-half years.
- Son of Kareem and Aisha Abdullah, and is the youngest of nine children, all of whom have college degrees.

AMEER ABDULLAH - NFL REGULAR SEASON STATISTICS

		RUSHING							RECEIVING				
	TEAM	GP	GS	NO	YDS	AVG	LG	TD	NO	YDS	AVG	LG	TD
2015	DET	16	9	143	597	4.2	36	2	25	183	7.3	36	1
2016	DET	2	2	18	101	5.6	24	0	5	57	11.4	18	1
NFL TOTALS		18	11	161	698	4.3	36	2	30	240	8.0	36	2

AMEER ABDULLAH - NFL REGULAR SEASON RETURN STATISTICS

		KICKOFF RETURNS					PUNT RETURNS					
	TEAM	RET	YDS	AVG	LG	TD	NO	FC	YDS	AVG	LG	TD
2015	DET	37	1,077	29.1	104	0	0	0	0	0.0	0	0
2016	DET	0	0	0.0	0	0	0	0	0	0.0	0	0
NFL TOTALS		37	1,077	29.1	104	0	0	0	0	0.0	0	0



JAMAL AGNEW

CORNERBACK

San Diego
Year: R
Draft: '17, R5 (165)-Det

San Diego, Calif.
Ht: 5-10

Born: 04/03/95
Wt: 185

[Complete biographical information available on nflomg.com](#)

TRANSACTIONS

- Drafted by the Detroit Lions in the fifth round (165th overall) of the 2017 NFL Draft.

PRO

Joins the Lions secondary after being selected in the fifth round (165th overall) of the 2017 NFL Draft.

COLLEGE

Played four years at the University of San Diego as a reliable, speedy option in the secondary. Played 44 games and recorded 148 total tackles (118 solo), 59 pass defenses, 12.5 tackles for loss, one sack and one fumble recovery.

2016: Posted 31 tackles, 13 pass defenses and two interceptions as a senior starter.

2015: Recorded 30 tackles, four interceptions and 11 pass breakups.

- Named San Diego's Defensive MVP.

2014: Led the nation in pass defenses for FCS players (2.1 per game).

2013: Started 10 of the 11 games he appeared in and named All-Pioneer Football League Honorable Mention.

- Named San Diego's Most Outstanding First Year Player.

PERSONAL

Attended Point Loma High School (San Diego, Calif.).

- Named Western League's Defensive Player of the year in his senior season with 72 tackles and six interceptions.
- Named to the All-County Second team in his sophomore year and lettered in basketball three years and track and field one year.



EZEKIEL ANSAH

DEFENSIVE END

Brigham Young

Accra, Ghana

Born: 05/29/89

Year: 5

Ht: 6-5

Wt: 275

Draft: '13, R1 (5)-Det

[Complete biographical information available on nfl.com](http://nfl.com)

MANE FACTS

- **PRO BOWL:** 2016
- Associated Press All-Pro: Second Team 2015.
- Pronunciation: ZEEK-e-all AHN-sah.
- Nickname "Ziggy."
- First witnessed American football when he attended a BYU game in 2008.
- Originally aspired to play basketball upon arriving in the United States before his family and friends convinced him to try out for football in 2010.
- Voted by his teammates for the Mel Farr Rookie of the Year Award in 2013 and Lem Barney Defensive MVP in 2015.
- Named NFC Defensive Player of the Week for Week 6 of 2014.

TRANSACTIONS

- Placed on the Physically Unable to Perform list on July 29, 2017.
- Drafted by the Detroit Lions in the first round (5th overall) of the 2013 NFL Draft.

PRO

Bruising defensive end with unrivaled size and raw talent who possesses the ability to play multiple roles along the Lions defensive line. Earned his first nod to the Pro Bowl following a dominant 2015 season and also received Associated Press Second Team All-Pro honors.

- Ansah finished third in the NFL in sacks in 2015 with 14.5, behind only Raiders DE Khalil Mack (15.0) and Texans DE J.J. Watt (17.5). His 14.5 sacks were also the most among all NFC players.
- Ansah's career high 14.5 sacks rank as the second-highest Lions single-season total (official since 1982), trailing only Porcher's 15.0 sacks in 1999.
- With 14.5 sacks in 2015, Ansah surpassed DE William Gay (13.5 sacks in 1983) for the second-most sacks in a season by a Lions defensive player since 1982 when sacks became an official statistic. He finished just short of setting a new team official sack record, as DE Robert Porcher (15.0) set the record in 1999.
- With one sack at the New York Giants (12/18/16), Ansah notched his 31st career sack with the Lions and established a new high among Lions defensive players in their first four seasons. He passed the previous best of 30.0 set by DE Cliff Avril from 2008-11.
- With a team-leading eight sacks in his first NFL season in 2013, Ansah recorded the most sacks by a Lions rookie since DT Ndamukong Suh had 10 in 2010.

2016: Followed up his Pro-Bowl season with two tackles, including a tackle-for-loss in the Week 1 opener at Indianapolis (9/11).

- After missing three weeks due to injury, returned to action in a Week 6 victory against the Rams and recorded one tackle (10/16).
- Pressured the pocket with three quarterback hits and two total tackles in a win against the Redskins in Week 7 (10/23).
- Finished with five tackles, including a tackle-for-loss in a victory at Minnesota in Week 9 (11/6).
- Accounted for four tackles and four quarterback hits in a win against the Jaguars (11/20).
- Responsible for two hits on the quarterback in a win against the Vikings on Thanksgiving (11/24).
- Accounted for two tackles and one quarterback hit on a defensive line that held New Orleans to just 50



THURSTON ARMBRISTER

LINEBACKER

Miami
Year: 3
Draft: UDFA-Jax '15

Hollywood, Fla.
Ht: 6-3
Acquired: W-Jax '16

Born: 12/25/92
Wt: 235

Complete biographical information available on nflomg.com

TRANSACTIONS

- Claimed by the Detroit Lions off waivers on September 4, 2016.
- Waived the Jaguars on September 3, 2016.
- Signed by the Jacksonville Jaguars as an undrafted rookie free agent on May 3, 2015.

PRO

Entered the League as an undrafted rookie free agent with the Jaguars in 2015. Played in all 32 games in his first two NFL seasons, including the Lions' NFC Wild Card game at Seattle following the 2016 season.

2016: Signed by Detroit off waivers on September 4, 2016.

- Appeared in his first game with the Lions against Tennessee in Week 2 (9/18). Recorded three tackles.
- Finished with one tackle on special teams in Week 3 at Green Bay (9/25).
- Added a tackle on special teams in Week 4 at Chicago (10/2).
- Recorded three tackles including a tackle-for-loss against the Eagles in Week 5 (10/9).
- Saw action on defense and special teams in Week 6 against the Rams (10/16). Finished with two tackles.
- Appeared on special teams in a Week 7 win against the Redskins.
- Contributed on special teams in a Week 11 win against the Jaguars (11/20).
- Finished with one tackle on special teams in a victory over the Vikings on Thanksgiving (11/24).
- Registered one tackle and helped the defense hold the Saints to just 50 yards rushing in Week 13 (12/4).
- Made his first playoff appearance on special teams in the Wild Card game at Seattle (1/7).

COLLEGE

Three-year letterman who appeared in 38 games with 23 starts at outside linebacker for the Miami Hurricanes.

2014: Made a career-high seven starts in his senior season with the Hurricanes.

- Standout performance against Louisville with five tackles, one sack, a forced fumble and a fumble recovery.

2013: Played in all 13 games as a junior, making six starts at outside linebacker.

- Finished with 33 tackles, five tackles-for-loss, two sacks and a fumble recovery.
- Recorded a career-high six tackles against Duke.

2012: Played in all 12 games as a sophomore and started four.

- Finished ninth on the team with 40 tackles while recording at least one tackle in every game.

2011: Participated on the team's practice squad as a true freshman.

PERSONAL

Attended Hollywood Hills (Fla.) High School. A late addition to Miami's signing class in June 2011.

THURSTON ARMBRISTER - NFL REGULAR SEASON STATISTICS

	TEAM	TACKLES									INTERCEPTIONS					O. FUMB			ST					
		GP	GS	TT	S	A	TFL	YDS	SK	YDS	QBH	NO	YDS	LG	TD	PD	FF	FR	YDS	TT	S	A	FF	FR
2015	JAX	16	3	18	11	7	1	1	0.0	0.0	1	0	0	0	0	1	0	0	0	5	4	1	0	0
2016	DET	14	2	9	9	0	1	6	0.0	0.0	0	0	0	0	0	0	0	0	0	6	5	1	0	0
NFL TOTALS		30	5	27	20	7	2	7	0.0	0.0	1	0	0	0	0	1	0	0	0	11	9	2	0	0

THURSTON ARMBRISTER - NFL PLAYOFF STATISTICS

	TEAM	TACKLES									INTERCEPTIONS					O. FUMB			ST					
		GP	GS	TT	S	A	TFL	YDS	SK	YDS	QBH	NO	YDS	LG	TD	PD	FF	FR	YDS	TT	S	A	FF	FR
2016	DET	1	0	0	0	0	0	0	0.0	0.0	0	0	0	0	0	0	0	0	0	0	0	0	0	0
NFL TOTALS		1	0	0	0	0	0	0	0.0	0.0	0	0	0	0	0	0	0	0	0	0	0	0	0	0

SINGLE-GAME HIGHS

Defensive Tackles 6 at Tampa Bay Buccaneers, Oct 11, 2015

Tackles For Loss 1 vs. Philadelphia Eagles, Oct 09, 2016

Pass Defenses 1 at Indianapolis Colts, Oct 04, 2015

Special Team Tackles 2 vs. Los Angeles Rams, Oct 16, 2016

2016 GAME-BY-GAME REGULAR SEASON STATISTICS (DET)

OPP	TACKLES									INTERCEPTIONS					O. FUMB			ST				
	TT	S	A	SK	YDS	TFL	YDS	QBH		NO	YDS	LG	TD	PD	FF	FR	YDS	TT	S	A	FF	FR
09/11 at IND	INACTIVE																					
09/18 TEN	P	3	3	0	0.0	0.0	0	0	0	0	0	0	0	0	0	0	0	1	1	0	0	0
09/25 at GB	S	0	0	0	0.0	0.0	0	0	0	0	0	0	0	0	0	0	0	1	0	1	0	0
10/02 at CHI	P	0	0	0	0.0	0.0	0	0	0	0	0	0	0	0	0	0	0	1	1	0	0	0
10/09 PHI	S	3	3	0	0.0	0.0	1	6	0	0	0	0	0	0	0	0	0	0	0	0	0	0
10/16 LA	P	2	2	0	0.0	0.0	0	0	0	0	0	0	0	0	0	0	0	2	2	0	0	0
10/23 WAS	P	0	0	0	0.0	0.0	0	0	0	0	0	0	0	0	0	0	0	0	0	0	0	0
10/30 at HOU	P	0	0	0	0.0	0.0	0	0	0	0	0	0	0	0	0	0	0	0	0	0	0	0
11/06 at MIN	P	0	0	0	0.0	0.0	0	0	0	0	0	0	0	0	0	0	0	0	0	0	0	0
11/20 JAX	P	0	0	0	0.0	0.0	0	0	0	0	0	0	0	0	0	0	0	0	0	0	0	0
11/24 MIN	P	0	0	0	0.0	0.0	0	0	0	0	0	0	0	0	0	0	0	1	1	0	0	0
12/04 at NO	P	1	1	0	0.0	0.0	0	0	0	0	0	0	0	0	0	0	0	0	0	0	0	0
12/11 CHI	INACTIVE																					
12/18 at NYG	P	0	0	0	0.0	0.0	0	0	0	0	0	0	0	0	0	0	0	0	0	0	0	0
12/26 at DAL	P	0	0	0	0.0	0.0	0	0	0	0	0	0	0	0	0	0	0	0	0	0	0	0
01/01 GB	P	0	0	0	0.0	0.0	0	0	0	0	0	0	0	0	0	0	0	0	0	0	0	0
2016 TTL	14-2	9	9	0	0.0	0.0	1	6	0	0	0	0	0	0	0	0	0	6	5	1	0	0

+ - Overtime



MATT ASIATA

RUNNING BACK

Utah
Year: 6
Draft: UDFA-Min '11

Santa Ana, Calif.
Ht: 6-0
Acquired: UFA-Min '17

Born: 07/24/87
Wt: 219

Complete biographical information available on nflomg.com

MANE FACTS

- Pronunciation: ah-SEE-ah-ta

TRANSACTIONS

- Signed by the Detroit Lions as an unrestricted free agent on May 30, 2017.
- Re-signed by the Vikings on March 16, 2016.
- Re-signed by the Vikings on March 10, 2015.
- Re-signed by the Vikings to a Reserve/Future contact on April 7, 2014.
- Signed by the Vikings on January 5, 2012.
- Released by the Vikings from the practice squad on September 7, 2011.
- Signed by the Vikings to the practice squad on September 5, 2011.
- Released by the Vikings on September 3, 2011.
- Signed by the Minnesota Vikings as an undrafted rookie free agent on July 27, 2011.

PRO

Joins the Lions after spending his first five NFL seasons (2012-16) with the Minnesota Vikings. Originally signed with the Vikings during training camp as an undrafted rookie free agent out of Utah in 2011.

2016: Played in all 16 games (six starts) for the second time in his career. Finished the season with 402 rushing yards and six touchdowns, including 32 receptions and 263 receiving yards.

COLLEGE

Finished his career at Utah ranked third in school history in rushing touchdowns with 24 and totaled 1,748 career rushing yards. Scored 26 total career touchdowns (rushing and receiving) to tie for third in school history.

PERSONAL

Attended Hunter High School (West Valley, Utah).

- Played basketball and football. Helped team win Utah Class 5A state titles in football and basketball as a junior.

MATT ASIATA - NFL REGULAR SEASON STATISTICS

	TEAM	RUSHING							RECEIVING				
		GP	GS	NO	YDS	AVG	LG	TD	NO	YDS	AVG	LG	TD
2012	MIN	16	0	3	9	3.0	5	0	1	2	2.0	2	0
2013	MIN	11	1	44	166	3.8	39	3	5	13	2.6	8	0
2014	MIN	15	9	164	570	3.5	19	9	44	312	7.1	41	1
2015	MIN	16	0	29	112	3.9	19	0	19	132	6.9	22	0
2016	MIN	16	6	121	402	3.3	29	6	32	263	8.2	31	0
NFL TOTALS		74	16	361	1,259	3.5	39	18	101	722	7.1	41	1

MATT ASIATA - NFL PLAYOFF STATISTICS

	TEAM	RUSHING							RECEIVING				
		GP	GS	NO	YDS	AVG	LG	TD	NO	YDS	AVG	LG	TD
2012	MIN	1	0	0	0	0.0	0	0	0	0	0.0	0	0
2015	MIN	1	0	0	0	0.0	0	0	1	13	13.0	13	0
NFL TOTALS		2	0	0	0	0.0	0	0	1	13	13.0	13	0

SINGLE-GAME HIGHS

Rush Attempts	30 vs. Philadelphia Eagles, Dec 15, 2013	Longest Receptions	41 at New Orleans Saints, Sep 21, 2014
Rushing Yards	115 vs. Detroit Lions, Dec 29, 2013	Receiving TDs	1 vs. New England Patriots, Sep 14, 2014
Longest Runs	39 vs. Detroit Lions, Dec 29, 2013	All-purpose yards	139 vs. Chicago Bears, Dec 28, 2014
Rushing TDs	3 vs. Washington Redskins, Nov 02, 2014	Special Team Tackles	1 vs. New York Giants, Dec 27, 2015
Receptions	7 at Detroit Lions, Dec 14, 2014	Most TDs	3 vs. Washington Redskins, Nov 02, 2014
Receiving Yards	50 at Detroit Lions, Dec 14, 2014		

2016 GAME-BY-GAME REGULAR SEASON STATISTICS (MIN)

	OPP	P/S	RECEIVING				RUSHING			
			NO	YDS	LG	TD	ATT	YDS	LG	TD
09/11	at TEN	P	0	0	0	0	4	13	6	0
09/18	GB	P	1	11	11	0	6	14	12	0
09/25	at CAR	S	1	4	4	0	6	15	8	0
10/03	NYG	P	2	12	7	0	6	6	4	1
10/09	HOU	P	3	46	23	0	14	55	8	1
10/23	at PHI	S	6	25	7	0	12	55	29	0
10/31	at CHI	S	2	36	31	0	14	42	7	0
11/06	DET	S	2	14	9	0	9	27	8	0
11/13	at WAS	P	1	2	2	0	9	13	6	1
11/20	ARI	P	1	7	7	0	5	20	9	1
11/24	at DET	P	3	14	6	0	5	27	15	1
12/01	DAL	S	1	-3	-3	0	6	30	14	0
12/11	at JAX	P	2	14	8	0	11	37	23	1
12/18	IND	P	1	20	20	0	0	0	0	0
12/24	at GB	P	3	30	14	0	6	34	9	0
01/01	CHI	S	3	31	17	0	8	14	4	0
2016 TTL		16-6	32	263	31	0	121	402	29	6

+ - Overtime



JOHNSON BADEMOSI

CORNERBACK

Stanford

Year: 6

Draft: UDFA-Cle '12

Silver Spring, Md.

Ht: 6-0

Acquired: UFA-Cle '16

Born: 07/23/90

Wt: 206

Complete biographical information available on nflomg.com

MANE FACTS

- Pronunciation: BAH-day-mo-see

TRANSACTIONS

- Signed by the Detroit Lions as an unrestricted free agent on March 11, 2016.
- Signed by the Cleveland Browns as an undrafted rookie free agent on May 4, 2012.

PRO

After leading the Cleveland Browns in total special teams tackles in each of his four seasons with the team (2012-15), Bademosi joined the Lions as an unrestricted free agent in 2016 and added valuable depth on both defense and special teams. Entered the NFL as an undrafted rookie free agent with the Browns out of Stanford in 2012.

2016: Made his debut as a Lion contributing on special teams with one tackle in Week 1 at Indianapolis (9/11).

- Registered a tackle on special teams in Week 3 against the Packers (9/25).
- Saw action as the second cornerback on defense and a contributor on special teams in Week 5 against the Eagles (10/9).
- Appeared on defense and special teams in Week 6 against the Rams (10/16). Finished with one tackle.
- Played as a primary defensive back in a Week 7 victory against the Redskins after starting CB Darius Slay left the second quarter with an injury (hamstring). Finished with five tackles and one pass defense (10/23).
- Earned his first career start at Houston in Week 8 (10/30). Intercepted his first career pass and finished the game with three tackles and a career-high two pass defenses. Became the first Lions defensive player to register an interception in his first career start since CB Aaron Berry accomplished this at Chicago (9/12/10).
- Started at cornerback for a second straight game in a Week 9 victory at Minnesota (11/6). Finished with three tackles and one pass defense.
- Contributed on special teams and in the defensive secondary in a victory over the Jaguars in Week 11 (11/20).
- Saw action on special teams and replaced CB Darius Slay on defense after leaving in the second quarter due to injury against the Giants. Recorded one pass defense (12/18).
- Replaced CB Darius Slay as the starting cornerback in Week 16 at Dallas (12/26). Finished with six total tackles.
- Finished with one tackle on special teams against the Packers in Week 17 (1/1).
- Registered one tackle on special teams in the Wild Card playoff game at Seattle (1/7).

COLLEGE

Concluded his college career at Stanford with 122 tackles, two forced fumbles and one interception in 48 games for the Cardinal. Also was a member of the track and field team.

PERSONAL

Native of Silver Spring, Md. who attended Gonzaga High School, where he played primarily cornerback and safety/linebacker, while also returning kicks. Earned First Team All-Washington Catholic League honors and was a Washington Post All-Metro selection as a senior.

JOHNSON BADEMOSI - NFL REGULAR SEASON STATISTICS

	TEAM	TACKLES									INTERCEPTIONS					O. FUMB			ST				
		GP	GS	TT	S	A	TFL	YDS	SK	YDS	QBH	NO	YDS	LG	TD	PD	FF	FR	YDS	TT	S	A	FF
2012	CLE	16	0	3	3	0	0	0.0	0.0	0	0	0	0	0	1	0	0	0	18	13	5	0	0
2013	CLE	16	0	0	0	0	0	0.0	0.0	0	0	0	0	0	0	0	0	0	14	11	3	0	0
2014	CLE	14	0	0	0	0	0	0.0	0.0	0	0	0	0	0	0	0	0	0	12	5	7	0	0
2015	CLE	16	0	10	8	2	0	0.0	0.0	0	0	0	0	0	2	0	1	0	17	12	5	0	0
2016	DET	16	3	18	16	2	0	0.0	0.0	0	1	3	3	0	5	0	0	0	4	3	1	0	0
NFL TOTALS		78	3	31	27	4	0	0.0	0.0	0	1	3	3	0	8	0	1	0	65	44	21	0	0

SINGLE-GAME HIGHS

Defensive Tackles 6 at Dallas Cowboys, Dec 26, 2016

Interceptions 1 at Houston Texans, Oct 30, 2016

Pass Defenses 2 at Houston Texans, Oct 30, 2016

Interception Return Yards 3 at Houston Texans, Oct 30, 2016

Fumble Recoveries 1 vs. Arizona Cardinals, Nov 01, 2015

Special Team Tackles 4 vs. Baltimore Ravens, Nov 30, 2015

2016 GAME-BY-GAME REGULAR SEASON STATISTICS (DET)

	OPP	P	TACKLES									INTERCEPTIONS					O. FUMB			ST				
			TT	S	A	SK	YDS	TFL	YDS	QBH	NO	YDS	LG	TD	PD	FF	FR	YDS	TT	S	A	FF	FR	
09/11	at IND	P	0	0	0	0.0	0.0	0	0	0	0	0	0	0	0	0	0	0	1	0	1	0	0	
09/18	TEN	P	0	0	0	0.0	0.0	0	0	0	0	0	0	0	0	0	0	0	0	0	0	0	0	
09/25	at GB	P	0	0	0	0.0	0.0	0	0	0	0	0	0	0	0	0	0	0	1	1	0	0	0	
10/02	at CHI	P	0	0	0	0.0	0.0	0	0	0	0	0	0	0	0	0	0	0	0	0	0	0	0	
10/09	PHI	P	0	0	0	0.0	0.0	0	0	0	0	0	0	0	0	0	0	0	0	0	0	0	0	
10/16	LA	P	1	1	0	0.0	0.0	0	0	0	0	0	0	0	0	0	0	0	0	0	0	0	0	
10/23	WAS	P	5	4	1	0.0	0.0	0	0	0	0	0	0	1	0	0	0	0	0	0	0	0	0	
10/30	at HOU	S	3	3	0	0.0	0.0	0	0	0	1	3	3	0	2	0	0	0	0	0	0	0	0	
11/06	at MIN	S	3	3	0	0.0	0.0	0	0	0	0	0	0	1	0	0	0	0	1	1	0	0	0	
11/20	JAX	P	0	0	0	0.0	0.0	0	0	0	0	0	0	0	0	0	0	0	0	0	0	0	0	
11/24	MIN	P	0	0	0	0.0	0.0	0	0	0	0	0	0	0	0	0	0	0	0	0	0	0	0	
12/04	at NO	P	0	0	0	0.0	0.0	0	0	0	0	0	0	0	0	0	0	0	0	0	0	0	0	
12/11	CHI	P	0	0	0	0.0	0.0	0	0	0	0	0	0	0	0	0	0	0	0	0	0	0	0	
12/18	at NYG	P	0	0	0	0.0	0.0	0	0	0	0	0	0	1	0	0	0	0	0	0	0	0	0	
12/26	at DAL	S	6	5	1	0.0	0.0	0	0	0	0	0	0	0	0	0	0	0	0	0	0	0	0	
01/01	GB	P	0	0	0	0.0	0.0	0	0	0	0	0	0	0	0	0	0	0	1	1	0	0	0	
2016 TTL	16-3	18	16	2	0.0	0.0	0	0	0	0	1	3	3	0	5	0	0	0	4	3	1	0	0	

+- Overtime

2016 GAME-BY-GAME PLAYOFF STATISTICS (DET)

	OPP	P	TACKLES									INTERCEPTIONS					O. FUMB			ST				
			TT	S	A	SK	YDS	TFL	YDS	QBH	NO	YDS	LG	TD	PD	FF	FR	YDS	TT	S	A	FF	FR	
01/07	at SEA	P	0	0	0	0.0	0.0	0	0	0	0	0	0	0	0	0	0	0	1	1	0	0	0	
2016 TTL			0	0	0	0.0	0.0	0	0	0	0	0	0	0	0	0	0	0	1	1	0	0	0	



ADAIRIUS BARNES

CORNERBACK

Louisiana Tech

Year: 2

Draft: UDFA-Det '16

Vicksburg, Miss.

Ht: 5-11

Born: 04/30/94

Wt: 188

[Complete biographical information available on nflomg.com](http://nflomg.com)

MANE FACTS

- Pronunciation: uh-DARE-ee-US

TRANSACTIONS

- Signed by the Lions to the active roster from the practice squad on January 3, 2017.
- Re-signed by the Lions to the practice squad on December 17, 2016.
- Waived by the Lions on December 15, 2016.
- Signed by the Detroit Lions as an undrafted rookie free agent on May 6, 2016.

PRO

Earned a spot on Detroit's active 53-man roster as an undrafted rookie free agent after a strong 2016 preseason, and contributed in seven games in his first NFL season.

2016: Played in his first career game as a reserve on special teams, recording one tackle in Week 1 at Indianapolis (9/11).

- Appeared on special teams in Week 5 against the Eagles (10/9).
- Saw action on defense and special teams at Houston in Week 8 (10/30), helping cover and limit Texans WR DeAndre Hopkins to just four catches for 44 yards.
- Recorded one tackle on special teams in a win over the Vikings (11/24).
- Posted two total tackles in a victory at New Orleans (12/4).
- Made his first-career start and recorded two total tackles in a win against the Bears in Week 14 (12/11).
- Made one tackle on special teams in the Wild Card playoff game at Seattle (1/7).

COLLEGE

Was a major contributor on Louisiana Tech's defense all four years (2012-2015). Recorded 100 tackles and nine interceptions going into his senior season.

2015: Jim Thorpe Award Watch List. Recorded 50 tackles (39 solo) including one and a half tackles for loss and a forced fumble. Performed well against the pass, tallying 11 pass defenses and one interception.

2014: Finished the year second on the team with five interceptions and tied for first on the team with nine pass defenses while recording 46 total tackles (30 solo) and four tackles for a loss of 17 yards.

- Picked off two passes, had one pass defense and assisted on a tackle against Western Kentucky.
- Had yet another two-interception game as he also got in on six total stops (four solo) at Old Dominion.

2013: Played in all 12 games, starting in 11 as he made 49 total tackles (31 solo) with one tackle for a loss of five yards which was a sack. Led the team with four interceptions returned for 70 yards, recovered two fumbles, forced one fumble and was credited with seven pass defenses.

- Totaled seven tackles (three solo) at UTEP with an interception returned for 44 yards and a pass defense.

2012: Recorded five total tackles on the year with three solo stops and two assisted tackles

- Registered four total tackles at New Mexico State.
- Caught a pass from the punter on a fake punt play at Texas State for a seven-yard reception and first down.

PERSONAL

A three-star athlete that lettered in football, track and field, baseball and basketball at Port Gibson (Mass.) High School. Ranked 24th in Postseason Top 50 in Mississippi.

- Son of Keith Barnes and Audrey Starks.
- Has four siblings: Keith, Taylor, Javier and Brandon.

ADAIRIUS BARNES - NFL REGULAR SEASON STATISTICS

TEAM	GP	GS	TACKLES								INTERCEPTIONS					O. FUMB			ST					
			TT	S	A	TFL	YDS	SK	YDS	QBH	NO	YDS	LG	TD	PD	FF	FR	YDS	TT	S	A	FF	FR	
2016 DET	7	1	4	3	1	0	0	0.0	0.0	1	0	0	0	0	0	0	0	0	0	3	3	0	0	0
NFL TOTALS	7	1	4	3	1	0	0	0.0	0.0	1	0	0	0	0	0	0	0	0	0	3	3	0	0	0

ADAIRIUS BARNES - NFL PLAYOFF STATISTICS

TEAM	GP	GS	TACKLES								INTERCEPTIONS					O. FUMB			ST					
			TT	S	A	TFL	YDS	SK	YDS	QBH	NO	YDS	LG	TD	PD	FF	FR	YDS	TT	S	A	FF	FR	
2016 DET	1	0	0	0	0	0	0	0.0	0.0	0	0	0	0	0	0	0	0	0	0	1	1	0	0	0
NFL TOTALS	1	0	0	0	0	0	0	0.0	0.0	0	0	0	0	0	0	0	0	0	0	1	1	0	0	0

SINGLE-GAME HIGHS

Defensive Tackles 2 vs. Chicago Bears, Dec 11, 2016

Special Team Tackles 1 at New Orleans Saints, Dec 04, 2016

2016 GAME-BY-GAME REGULAR SEASON STATISTICS (DET)

OPP	TT	S	A	TACKLES						INTERCEPTIONS					O. FUMB			ST						
				SK	YDS	TFL	YDS	QBH	NO	YDS	LG	TD	PD	FF	FR	YDS	TT	S	A	FF	FR			
09/11 at IND	P	0	0	0	0.0	0.0	0	0	0	0	0	0	0	0	0	0	0	0	1	1	0	0	0	
09/18 TEN																								
09/25 at GB																								
10/02 at CHI																								
10/09 PHI	P	0	0	0	0.0	0.0	0	0	0	0	0	0	0	0	0	0	0	0	0	0	0	0	0	0
10/16 LA																								
10/23 WAS																								
10/30 at HOU	P	0	0	0	0.0	0.0	0	0	0	0	0	0	0	0	0	0	0	0	0	0	0	0	0	0
11/06 at MIN	P	0	0	0	0.0	0.0	0	0	0	0	0	0	0	0	0	0	0	0	0	0	0	0	0	0
11/20 JAX																								
11/24 MIN	P	0	0	0	0.0	0.0	0	0	0	0	0	0	0	0	0	0	0	0	1	1	0	0	0	0
12/04 at NO	P	2	1	1	0.0	0.0	0	0	0	0	0	0	0	0	0	0	0	0	1	1	0	0	0	0
12/11 CHI	S	2	2	0	0.0	0.0	0	0	1	0	0	0	0	0	0	0	0	0	0	0	0	0	0	0
12/18 at NYG																								
12/26 at DAL																								
01/01 GB																								
2016 TTL	7-1	4	3	1	0.0	0.0	0	0	1	0	0	0	0	0	0	0	0	0	3	3	0	0	0	0

+ - Overtime



BRANDON BARNES

TIGHT END

Alabama State
Year: R
Draft: UDFA-Det '17

Phenix City, Ala.
Ht: 6-5

Born: 05/31/94
Wt: 256

[Complete biographical information available on nflomg.com](#)

TRANSACTIONS

- Signed by the Detroit Lions as an undrafted rookie free agent on May 12, 2017.

PRO

Joins the Lions offense as an undrafted rookie free agent out of Alabama State University.

COLLEGE

After redshirting in 2012, Barnes played the following four years at Alabama State University while appearing in 24 games and recording 436 yards. Throughout his career as a Hornet, Barnes recorded six touchdowns, while helping seal the edge for the offensive line.

2016: Recorded five receptions, 85 yards, and one touchdown in his senior season.

2015: Appeared in 10 games as a junior. Posted personal bests in both receptions and receiving yards, with 13 receptions and 199 yards. Recorded three touchdowns.

- Recorded a career-high 60 yard reception against Alabama A&M.

2014: Recorded 22.2 yards per game, nine total receptions.

2013: Had two touchdowns as a redshirt freshman.

2012: Redshirted.

PERSONAL

Attended Russell County High School (Phenix City, Ala.).

- Majored in Physical Education
- Son of Felicia and John Barnes Jr.



ALEX BARRETT

DEFENSIVE END

San Diego State

Mesa, Ariz.

Born: 02/06/94

Year: R

Ht: 6-3

Wt: 255

Draft: UDFA-Det '17

[Complete biographical information available on nflomg.com](#)

TRANSACTIONS

- Signed by the Detroit Lions as an undrafted rookie free agent on May 12, 2017.

PRO

Joins the Lions defensive line as an undrafted rookie free agent out of San Diego State University.

COLLEGE

Played four seasons at San Diego State as a quick athlete along the defensive edge. Played in 50 games and tied for fourth in SDSU history in sacks with 19. . Also tied for seventh in tackles for loss with 40. Finished college career with 170 total tackles (91 solo).

2016: Recorded 54 tackles (29 solo). Posted team highs with 7.5 sacks, 13 tackles for loss, and four pass defenses in 14 starts.

- Selected as a First-Team All-Mountain West selection for second straight season.
- Named SDSU's Defensive Lineman of the Year for third straight season.
- Earned SDSU's R. Hardy/C.E. Peterson Memorial Trophy (team captain award).

2015: Posted 62 tackles (33 solo), two interceptions (one for a touchdown), two forced fumbles, and one pass defense.

- Named First Team All-Mountain West selection.
- Finished First-Team All- Mountain West.

2014: Made first career start as a redshirt sophomore against Ohio State. Finished second on the team in tackles for loss with nine and second in sacks with three.

2013: Recorded 15 tackles (eight solo), and five tackles for loss.

- Tied for second on the team with three sacks.

2012: Redshirted.

PERSONAL

Attended Desert Ridge High School (Mesa, Ariz.)

- Named two-time first team all-state selection.
- Awarded first team all-region honors on defense.
- Named East Valley all-region on both sides of the ball as a junior, as defensive tackle and offensive lineman.
- Lettered in track, finishing second in the state in shot put.
- Named Desert's Ridge's MVP in track on two occasions.



NICK BELLORE

LINEBACKER

Central Michigan

Year: 7

Draft: UDFA-NYJ '11

Whitefish Bay, Wis.

Ht: 6-1

Acquired: UFA-SF '17

Born: 05/12/89

Wt: 250

[Complete biographical information available on nflomg.com](#)

TRANSACTIONS

- Signed by the Detroit Lions as an unrestricted free agent on April 3, 2017.
- Signed by the San Francisco 49ers as an unrestricted free agent on April 3, 2015.
- Re-signed by the Jets on March 31, 2014.
- Signed by the New York Jets as an undrafted rookie free agent on July 27, 2011.

PRO

Joins the Lions after establishing himself as a key contributor on special teams. He provides depth and veteran experience to the linebacker corps after stints with the 49ers (2015-16) and Jets (2011-14). In his first five seasons (2011-15), Bellore logged a tackle on special teams in at least eight regular season games per year. Entered the NFL in 2011 as an undrafted rookie free agent out of Central Michigan.

- Bellore ranks fourth in total special teams tackles from 2012-16 with 63.
- Recorded 80 total special teams tackles from 2011-16.
- Led the Jets in special teams tackles in each of his first three seasons (2011-13).
- Played in all 16 regular season games for five consecutive seasons (2011-15).
- Recorded a special teams tackle in at least 10 regular season games in three separate seasons (2011, 2013, 2014).

2016: Saw his role expand on defense in his second season with San Francisco. Totaled 77 tackles (55 solo), one sack, one interception, five pass defenses, one forced fumble and one fumble recovery.

- Made his first-career start at linebacker in Week 5 against Arizona (10/6). Finished with nine tackles and recorded his first-career forced fumble.
- Recorded his first-career interception in Week 3 at Seattle (9/25) and one pass defense.
- Finished with a career-high 12 tackles at Buffalo in addition to recording his first-career fumble recovery (10/16).
- Finished with 11 tackles at Chicago in Week 13 (12/4).

COLLEGE

Earned First Team All-MAC recognition three times at Central Michigan (2008-10).

- Graduated with a degree in finance.

PERSONAL

Prior to enrolling at Central Michigan, attended Whitefish Bay (Wis.) High School where he was a three-year letterman and two-year captain.

NICK BELLORE - NFL REGULAR SEASON STATISTICS

	TEAM	TACKLES									INTERCEPTIONS					O. FUMB			ST					
		GP	GS	TT	S	A	TFL	YDS	SK	YDS	QBH	NO	YDS	LG	TD	PD	FF	FR	YDS	TT	S	A	FF	FR
2011	NYJ	16	0	2	1	1	0	0	0.0	0.0	0	0	0	0	0	0	0	0	0	17	14	3	0	0
2012	NYJ	16	0	0	0	0	0	0	0.0	0.0	0	0	0	0	0	0	0	0	0	10	8	2	0	1
2013	NYJ	16	0	0	0	0	0	0	0.0	0.0	0	0	0	0	0	0	0	0	0	17	8	9	0	0
2014	NYJ	16	0	0	0	0	0	0	0.0	0.0	0	0	0	0	0	0	0	0	0	15	11	4	0	0
2015	SF	16	0	2	2	0	0	0	0.0	0.0	0	0	0	0	0	0	0	0	0	15	10	5	0	1
2016	SF	14	10	77	55	22	4	12	1.0	10.5	3	1	4	4	0	5	0	1	0	6	5	1	1	0
NFL TOTALS		94	10	81	58	23	4	12	1.0	10.5	3	1	4	4	0	5	0	1	0	80	56	24	1	2

SINGLE-GAME HIGHS

Defensive Tackles	12 at Buffalo Bills, Oct 16, 2016	Interceptions	1 at Seattle Seahawks, Sep 25, 2016
Sacks	0.5 at Miami Dolphins, Nov 27, 2016	Interception Return Yards	4 at Seattle Seahawks, Sep 25, 2016
Pass Defenses	2 vs. New Orleans Saints, Nov 06, 2016	Special Team Tackles	3 at Chicago Bears, Dec 06, 2015
Fumble Recoveries	1 at Buffalo Bills, Oct 16, 2016	Special Team Forced Fumbles	1 vs. Arizona Cardinals, Oct 06, 2016
Tackles For Loss	1 vs. New York Jets, Dec 11, 2016		

2016 GAME-BY-GAME REGULAR SEASON STATISTICS (SF)

	OPP	P	TACKLES									INTERCEPTIONS					O. FUMB			ST				
			TT	S	A	SK	YDS	TFL	YDS	QBH	NO	YDS	LG	TD	PD	FF	FR	YDS	TT	S	A	FF	FR	
09/12	LA	P	0	0	0	0.0	0.0	0	0	0	0	0	0	0	0	0	0	0	0	0	0	0	0	0
09/18	at CAR	P	0	0	0	0.0	0.0	0	0	0	0	0	0	0	0	0	0	0	0	1	1	0	0	0
09/25	at SEA	P	2	0	2	0.0	0.0	0	0	0	1	4	4	0	1	0	0	0	0	1	1	0	0	0
10/02	DAL	P	4	4	0	0.0	0.0	0	0	0	0	0	0	0	0	0	0	0	0	1	0	1	0	0
10/06	ARI	S	9	5	4	0.5	4.0	1	2	1	0	0	0	0	0	0	0	0	0	2	2	0	1	0
10/16	at BUF	S	12	9	3	0.0	0.0	1	5	0	0	0	0	0	0	0	1	0	0	0	0	0	0	0
10/23	TB	S	5	3	2	0.0	0.0	0	0	0	0	0	0	0	1	0	0	0	0	0	0	0	0	0
11/06	NO	S	9	8	1	0.0	0.0	0	0	0	0	0	0	0	2	0	0	0	0	0	0	0	0	0
11/13	at ARI	S	4	3	1	0.0	0.0	0	0	0	0	0	0	0	0	0	0	0	0	0	0	0	0	0
11/20	NE	S	7	6	1	0.0	0.0	0	0	0	0	0	0	0	1	0	0	0	0	0	0	0	0	0
11/27	at MIA	S	7	3	4	0.5	6.5	1	5	1	0	0	0	0	0	0	0	0	0	1	1	0	0	0
12/04	at CHI	S	11	9	2	0.0	0.0	0	0	0	0	0	0	0	0	0	0	0	0	0	0	0	0	0
12/11	NYJ	S	6	5	1	0.0	0.0	1	0	1	0	0	0	0	0	0	0	0	0	0	0	0	0	0
12/18	at ATL	S	1	0	1	0.0	0.0	0	0	0	0	0	0	0	0	0	0	0	0	0	0	0	0	0
12/24	at LA																							
01/01	SEA																							
2016 TTL		14-10	77	55	22	1.0	10.5	4	12	3	1	4	4	0	5	0	1	0	6	5	1	1	0	

-- Overtime



JACE BILLINGSLEY

WIDE RECEIVER

Eastern Oregon

Winnemucca, Nev.

Born: 05/17/93

Year: 1

Ht: 5-9

Wt: 189

Draft: UDFA-Det '16

Complete biographical information available on nflomg.com

TRANSACTIONS

- Signed by the Lions to the active roster from the practice squad on December 31, 2016.
- Signed by the Lions to the practice squad on September 4, 2016
- Signed by the Detroit Lions as an undrafted rookie free agent on May 6, 2016.

PRO

Signed to the Lions practice squad in 2016 after spending training camp with the team as an undrafted rookie free agent out of Eastern Oregon. Led the team in receiving in the preseason with 12 receptions for 146 yards and two touchdowns.

2016: Signed to the active roster from the practice squad heading into a Week 17 matchup against the Packers.

- Inactive against the Packers in Week 17 (1/1).

COLLEGE

Established himself as the top target and most dangerous threat on Eastern Oregon's offense. Finished his career at EOU with 5,996 all-purpose yards (1,784 rushing, 2,596 receiving, 131 punt return, 1,485 kickoff return) and 40 total touchdowns (23 receiving, 17 rushing).

2015: Finished fourth in the NAIA with 1,931 all-purpose yards, tallying 863 rushing yards on 176 carries, 506 receiving yards on 57 catches and racking up 13 touchdowns for a team-high 78 points scored.

2014: Totaled 125 carries for 870 yards and 10 touchdowns on the ground, in addition to 59 receptions for 637 yards and six touchdowns as a receiver in his junior season. He was named first-team all-conference for the second time in his career.

2013: Named Second Team AFCA-NAIA Coaches' All-American at wide receiver. Earned first team all-conference at wide receiver and second team all-conference at kick returner. Named academic all-conference. Recorded a school record 69 receptions for 820 yards and four touchdowns. Returned 13 kickoffs for 370 yards and one touchdown. Collected 1,248 All-Purpose yards on the season.

2012: Earned second team all-conference honors as a wide receiver. Played in 10 games. Had 64 receptions for 633 yards and eight touchdowns. Averaged 9.9 yards per catch. Had 752 all-purpose yards.

PERSONAL

Selected as an all-state quarterback and named 3A Nevada Football MVP at Lowry (Nev.) High School. Led the Wolverines to three consecutive state titles during his time as a prep.

- Son of Jim and Jeri Billingsley.
- Majored in History at Eastern Oregon.

JACE BILLINGSLEY - NFL REGULAR SEASON STATISTICS

	TEAM	RUSHING							RECEIVING				
		GP	GS	NO	YDS	AVG	LG	TD	NO	YDS	AVG	LG	TD
2016	DET	0	0	0	0	0.0	0	0	0	0	0.0	0	0
NFL TOTALS		0	0	0	0	0.0	0	0	0	0	0.0	0	0



ARMONTY BRYANT

DEFENSIVE END

East Central

Wichita Falls, Texas

Born: 05/20/90

Year: 5

Ht: 6-4

Wt: 265

Draft: '13, R7 (217)-Cle

Acquired: W-Cle '16

[Complete biographical information available on nfl.com](http://nfl.com)

TRANSACTIONS

- Placed on Active/Physically Unable to Perform list on July 25, 2017.
- Re-signed by the Lions as an unrestricted free agent on March 21, 2017.
- Placed on Reserve/Injured (knee) on December 6, 2016.
- Activated from Exempt/Commissioner Permission on December 3, 2016.
- Placed on Reserve/Suspended on November 1, 2016.
- Claimed by the Detroit Lions off waivers on October 4, 2016.
- Released by the Browns on October 3, 2016.
- Suspended four games for violating the NFL's Policy on PED's March 4, 2016.
- Placed on Reserve/Injured on October 14, 2014.
- Drafted by the Cleveland Browns in the seventh round (217 overall) of the 2013 NFL Draft.

PRO

Fifth-year defensive end with length and athleticism that came to Detroit midway through the 2016 season following a three-year (2013-15) stint with the Cleveland Browns. Originally drafted by the Browns in the seventh round (217 overall) of the 2013 NFL Draft out of East Central.

2016: Joined the Lions as an experienced outside pass rusher on the edge of the defense, but missed the latter half of the season due to injury.

- Posted a sack and a quarterback hit in his first game as a Lion against the Eagles in Week 5 (10/9).
- Registered a sack in a victory against the Redskins in Week 7 (10/23).
- Recorded a sack in Week 8 at Houston (10/30).

COLLEGE

Appeared in 30 career games in three years (2010-13), recording 165 tackles, a school record 27.5 sacks, nine forced fumbles, three fumble recoveries, one interception and nine blocked kicks. Became the first player selected in the NFL Draft out of East Central since 1979.

2010: Recorded 13.5 sacks on the season, which led all Division II defensive linemen, and ranked third among all Division II players.

PERSONAL

- Majored in kinesiology.
- Attended Wichita Falls High School in Texas, where he lettered in football, basketball and track and discus.



DON CAREY

SAFETY

Norfolk State

Year: 9

Draft: '09, R6 (177)-Cle

Norfolk, Va.

Ht: 5-11

Acquired: FA '11

Born: 02/14/87

Wt: 202

Complete biographical information available on nflomg.com

MANE FACTS

- Voted by his teammates for the Mike Utley Spirit Award in 2016.
- Voted by his teammates for the Yale Lary Special Teams MVP in 2015.

TRANSACTIONS

- Placed on Active/Physically Unable to Perform list on July 25, 2017.
- Placed on Active/Non-Football Injury on July 29, 2016.
- Re-signed by the Lions to a three-year extension on January 10, 2014.
- Re-signed by the Lions to a one-year extension on January 3, 2013.
- Re-signed by the Lions on November 1, 2012.
- Released by the Lions on August 20, 2012.
- Signed by the Detroit Lions on October 25, 2011.
- Released by the Jaguars on September 3, 2011.
- Placed on Reserve/Injured by the Jaguars on September 1, 2009.
- Claimed off waivers by the Jacksonville Jaguars on August 8, 2009.
- Released by the Browns on August 6, 2009.
- Drafted by the Cleveland Browns in the sixth round (177th overall) of the 2009 NFL Draft.

PRO

Re-signed by the Lions to a three-year extension on January 10, 2014 and provides valuable depth in the team's secondary. Possesses the ability to contribute at safety and as a cornerback in nickel packages, and has established himself as the Lions' ace on special teams coverage.

2016: Contributed on special teams in Week 1 at Indianapolis (9/11).

- Played a role on special teams in Week 2 against Tennessee (9/18).
- Posted two tackles on special teams at Chicago in Week 4 (10/2).
- Finished with a tackle on special teams in a win over the Eagles (10/9).
- Recorded one tackle on special teams at Houston in Week 8 (10/30).
- Registered one tackle on special teams as a primary specialist at Minnesota in Week 9 (11/6).
- Finished with one special teams tackle as key contributor for the unit in a victory over Jacksonville in Week 11 (11/20).
- Returned to action following an injury as a primary contributor on special teams in Week 14 against the Bears. Finished with one special teams tackle in the victory (12/11).
- Finished with one tackle on special teams and saw action on defense in the nickel package against the Giants in Week 15 (12/18).
- Recorded one tackle on special teams in Week 16 at Dallas (12/26).
- Saw action on special teams and replaced CB Asa Jackson (injury) as a nickel cornerback in Week 17 against the Packers (1/1). Finished with three total tackles.
- Registered three total tackles in the Wild Card playoff game at Seattle (1/7).

COLLEGE

Four-year starter at Norfolk State. Became the first player drafted from the school in the Division I area (since 1998).

- Two time member of the All-MEAC Second Team in 2007 and 2008.
- Recorded five interceptions during his senior season. He returned one interception 94 yards for a touchdown.
- Also had a 49-yard fumble return for a touchdown in 2008.
- Had eight interceptions and 14 pass breakups during his junior and senior seasons.
- In his career, he posted 179 tackles, 7.5 tackles for loss, 10 interceptions, and 35 pass breakups.

PERSONAL

Attended Booker T. Washington High School. Second Team All-Eastern District pick as a senior.

- Son of William and Karen Robinson.
- Studied building construction technology at NSU.
- Born in Grand Rapids, Mich.

DON CAREY - NFL REGULAR SEASON STATISTICS

	TEAM	GP	GS	TACKLES							INTERCEPTIONS					O. FUMB			ST						
				TT	S	A	TFL	YDS	SK	YDS	QBH	NO	YDS	LG	TD	PD	FF	FR	YDS	TT	S	A	FF	FR	
2010	JAX	15	10	51	36	15	3	0	0.0	0.0	1	1	7	7	0	1	0	0	0	0	4	4	0	0	0
2011	DET	5	0	8	5	3	0	0	0.0	0.0	0	0	0	0	0	1	0	0	0	0	3	2	1	0	0
2012	DET	9	6	27	19	8	2	0	0.0	0.0	1	2	51	28	0	5	0	0	0	0	12	10	2	0	0
2013	DET	14	3	19	16	3	5	9	0.0	0.0	0	0	0	0	0	1	0	0	0	0	11	8	3	1	0
2014	DET	13	3	7	6	1	1	2	0.0	0.0	0	0	0	0	0	0	0	1	40	5	4	1	0	0	
2015	DET	16	0	5	3	2	0	0	0.0	0.0	0	0	0	0	0	0	0	0	0	0	16	14	2	0	1
2016	DET	14	0	3	2	1	0	0	0.0	0.0	0	0	0	0	0	0	0	0	0	0	11	10	1	1	0
NFL TOTALS		86	22	120	87	33	11	11	0.0	0.0	2	3	58	28	0	8	0	1	40	62	52	10	2	1	1

DON CAREY - NFL PLAYOFF STATISTICS

	TEAM	GP	GS	TACKLES							INTERCEPTIONS					O. FUMB			ST						
				TT	S	A	TFL	YDS	SK	YDS	QBH	NO	YDS	LG	TD	PD	FF	FR	YDS	TT	S	A	FF	FR	
2011	DET	1	0	0	0	0	0	0	0.0	0.0	0	0	0	0	0	0	0	0	0	0	1	1	0	0	0
2014	DET	1	0	2	2	0	1	6	0.0	0.0	0	0	0	0	0	0	0	0	0	0	0	0	0	0	0
2016	DET	1	0	3	0	3	0	0	0.0	0.0	0	0	0	0	0	0	0	0	0	0	0	0	0	0	0
NFL TOTALS		3	0	5	2	3	1	6	0.0	0.0	0	0	0	0	0	0	0	0	0	0	1	1	0	0	0



ALEX CARTER

SAFETY

Stanford

Year: 2

Draft: '15, R3 (80)-Det

Ashburn, Va.

Ht: 6-0

Born: 10/19/94

Wt: 200

[Complete biographical information available on nfl.com](http://nfl.com)

TRANSACTIONS

- Signed by the Lions to the active roster from the practice squad on December 24, 2016.
- Signed by the Lions to the practice squad on September 4, 2016.
- Placed on Reserve/Injured on December 1, 2015.
- Placed on Reserve/Injured - Designated For Return on September 7, 2015.
- Drafted by the Detroit Lions in the third round (80th overall) of the 2015 NFL Draft.

PRO

The Lions' third-round pick (80th overall) in the 2015 NFL Draft, Carter joined a blossoming young group of Lions cornerbacks led by CB Darius Slay following a successful-three year career at Stanford. Missed his rookie season due to injury.

2016: Began the season as a member of the practice squad. Appeared in his first game on the active roster in Week 16 at Dallas. Saw action on special teams (12/26).

- Inactive in Week 17 against the Packers (1/1) and for the Wild Card playoff game at Seattle (1/7).

COLLEGE

Played three years as one of the Cardinal's top defensive backs, entering the NFL Draft following his junior season in 2014. Started 33-of-40 games in his career and finished with 146 total tackles (106 solo), two interceptions, 18 pass defenses and five forced fumbles.

2014: Started 12-of-13 games to close out his college career as a junior and amassed 41 tackles (33 solo), 10 pass defenses, one interception and one forced fumble. Earned All-Pac 12 Honorable Mention honors and was a Phil Steele Third Team All Pac-12 selection. Named to the Bednarik Award and Nagurski Award watch lists.

2013: Earned starts in all 13 games at cornerback as a sophomore and ended the year with 59 tackles (39 solo), two tackles for loss, one interception and a team-high seven pass defenses. Named Pac-12 Honorable Mention.

2012: As a true freshman, earned Pac-12 Honorable Mention honors after playing in all 14 games, including starts in the last eight contests at cornerback. Led the defense with three forced fumbles and finished the season with 46 tackles (34 solo) and three tackles for loss. Also logged five kickoff returns for 110 yards.

PERSONAL

Graduated from Briar Woods (Va.) High School and played under head coach Charlie Pierce, where he was a four-star recruit per ESPN, Rivals and Scout. Ranked as the nation's fourth-best safety prospect by Rivals, ninth by Scout and was Virginia's 2011 Gatorade State Player of the Year and AA Defensive Player of the Year. Also earned all-state and all-region honors as a defensive back and kick returner in 2011.

- Recorded 50 tackles, five interceptions (one returned for a touchdown), as well as 1,000 all-purpose yards on offense as a senior.
- Participated in the 2011 U.S. Army All-American and International Bowls.
- Also lettered in track and field at Briar Woods.
- Son of Tom and Renee Carter. Father played at Notre Dame and was a first-round draft selection by the Washington Redskins in 1993.



BRANDON COPELAND

DEFENSIVE END

Pennsylvania

Sykesville, Md.

Born: 07/02/91

Year: 3

Ht: 6-3

Wt: 263

Draft: UDFA-Bal '13

Acquired: FA '15

Complete biographical information available on nflomg.com

TRANSACTIONS

- Signed by the Lions as an exclusive rights free agent on April 18, 2017.
- Signed exclusive rights free agent tender on March 8, 2017.
- Signed by the Lions as an exclusive rights free agent on April 18, 2016.
- Signed by the Detroit Lions as a free agent to a one-year contract on April 7, 2015.
- Released by the Titans on September 16, 2014.
- Signed by the Titans to the practice squad on August 31, 2014.
- Released by the Titans on August 30, 2014.
- Signed by the Titans to a Reserve/Future contract on December 31, 2013.
- Re-signed by the Titans to the practice squad on November 12, 2013.
- Released by the Titans on November 5, 2013.
- Signed by the Tennessee Titans to the practice squad on October 8, 2013.
- Released by the Ravens on September 25, 2013.
- Signed by the Ravens to the practice squad on September 1, 2013.
- Released by the Ravens on August 30, 2013.
- Signed by the Baltimore Ravens as an undrafted rookie free agent on May 3, 2013.

PRO

Originally signed by the Baltimore Ravens as an undrafted rookie free agent out of Pennsylvania in 2013, Copeland joined the Tennessee Titans practice squad in 2013 and 2014. His impressive performance at the 2015 NFL Veteran Combine earned him a one-year contract with the Lions as he rejoined the club in 2016, providing versatility as a linebacker and special teams contributor.

2016: Appeared on special teams and contributed as a reserve on the defensive line in Week 1 at Indianapolis (9/11).

- Finished with two tackles while playing on special teams and finishing the game as a reserve to the linebacker corps in Week 2 against Tennessee (9/18).
- Recorded a tackle on special teams in Week 4 at Chicago (10/2).
- Finished with one tackle against Philadelphia (10/9).
- Posted two tackles and forced his first-career fumble in a victory over Washington in Week 7 (10/23).
- Earned his first career start at linebacker at Houston in Week 8 (10/30). Finished with one tackle.
- Recorded one tackle on both defense and special teams in a victory at Minnesota in Week 9 (11/6).
- Registered one tackle in a win at New Orleans (12/4).
- Posted one tackle against the Bears in Week 14 (12/11).
- Blocked a punt and recorded a special teams tackle against the Giants in Week 15 (12/18).
- Finished with one tackle on special teams in Week 16 at Dallas (12/26).

COLLEGE

Was a three-time Ivy League champion at Pennsylvania. Finished his collegiate career playing in 39 games with 30 straight starts and tallied 160 tackles, 11 sacks for 70 yards, 26.5 tackles for loss, an interception, four pass defenses, two forced fumbles, two fumble recoveries, a blocked kick, a safety and a touchdown.

- Earned First Team All-Ivy League three times (2010-12).

PERSONAL

Prepped at Gilman (Md.) School where he was a three-sport athlete in football, basketball and track. Awarded the 2008 National Football Foundation Scholar Athlete of the Year award and was a 2008 Academic All-State honoree.

BRANDON COPELAND - NFL REGULAR SEASON STATISTICS

TEAM	GP	GS	TACKLES							INTERCEPTIONS					O. FUMB			ST						
			TT	S	A	TFL	YDS	SK	YDS	QBH	NO	YDS	LG	TD	PD	FF	FR	YDS	TT	S	A	FF	FR	
2015 DET	16	0	8	6	2	0	0	0.5	0.0	1	0	0	0	0	0	0	0	0	0	6	5	1	0	0
2016 DET	16	1	11	7	4	0	0	0.0	0.0	0	0	0	0	0	0	1	0	0	0	5	4	1	0	0
NFL TOTALS	32	1	19	13	6	0	0	0.5	0.0	1	0	0	0	0	0	1	0	0	11	9	2	0	0	

BRANDON COPELAND - NFL PLAYOFF STATISTICS

TEAM	GP	GS	TACKLES							INTERCEPTIONS					O. FUMB			ST						
			TT	S	A	TFL	YDS	SK	YDS	QBH	NO	YDS	LG	TD	PD	FF	FR	YDS	TT	S	A	FF	FR	
2016 DET	1	0	0	0	0	0	0	0.0	0.0	0	0	0	0	0	0	0	0	0	0	0	0	0	0	0
NFL TOTALS	1	0	0	0	0	0	0	0.0	0.0	0	0	0	0	0	0	0	0	0	0	0	0	0	0	0

SINGLE-GAME HIGHS

Defensive Tackles 4 vs. San Francisco 49ers, Dec 27, 2015 **Forced Fumbles** 1 vs. Washington Redskins, Oct 23, 2016
Sacks 0.5 vs. Chicago Bears, Oct 18, 2015 **Special Team Tackles** 1 at Dallas Cowboys, Dec 26, 2016

2016 GAME-BY-GAME REGULAR SEASON STATISTICS (DET)

OPP	TT	S	A	TACKLES					INTERCEPTIONS					O. FUMB			ST							
				SK	YDS	TFL	YDS	QBH	NO	YDS	LG	TD	PD	FF	FR	YDS	TT	S	A	FF	FR			
09/11 at IND	P	0	0	0	0.0	0.0	0	0	0	0	0	0	0	0	0	0	0	0	0	0	0	0	0	0
09/18 TEN	P	2	2	0	0.0	0.0	0	0	0	0	0	0	0	0	0	0	0	0	0	1	1	0	0	0
09/25 at GB	P	1	1	0	0.0	0.0	0	0	0	0	0	0	0	0	0	0	0	0	0	0	0	0	0	0
10/02 at CHI	P	1	0	1	0.0	0.0	0	0	0	0	0	0	0	0	0	0	0	0	1	1	0	0	0	0
10/09 PHI	P	1	1	0	0.0	0.0	0	0	0	0	0	0	0	0	0	0	0	0	0	0	0	0	0	0
10/16 LA	P	0	0	0	0.0	0.0	0	0	0	0	0	0	0	0	0	0	0	0	0	0	0	0	0	0
10/23 WAS	P	2	2	0	0.0	0.0	0	0	0	0	0	0	0	0	1	0	0	0	0	0	0	0	0	0
10/30 at HOU	S	1	0	1	0.0	0.0	0	0	0	0	0	0	0	0	0	0	0	0	0	0	0	0	0	0
11/06 at MIN	P	1	0	1	0.0	0.0	0	0	0	0	0	0	0	0	0	0	0	0	1	1	0	0	0	0
11/20 JAX	P	0	0	0	0.0	0.0	0	0	0	0	0	0	0	0	0	0	0	0	0	0	0	0	0	0
11/24 MIN	P	0	0	0	0.0	0.0	0	0	0	0	0	0	0	0	0	0	0	0	0	0	0	0	0	0
12/04 at NO	P	1	0	1	0.0	0.0	0	0	0	0	0	0	0	0	0	0	0	0	0	0	0	0	0	0
12/11 CHI	P	1	1	0	0.0	0.0	0	0	0	0	0	0	0	0	0	0	0	0	0	0	0	0	0	0
12/18 at NYG	P	0	0	0	0.0	0.0	0	0	0	0	0	0	0	0	0	0	0	0	1	1	0	0	0	0
12/26 at DAL	P	0	0	0	0.0	0.0	0	0	0	0	0	0	0	0	0	0	0	0	1	0	1	0	0	0
01/01 GB	P	0	0	0	0.0	0.0	0	0	0	0	0	0	0	0	0	0	0	0	0	0	0	0	0	0
2016 TTL	16-1	11	7	4	0.0	0.0	0	0	0	0	0	0	0	0	1	0	0	5	4	1	0	0	0	

+ - Overtime



JOE DAHL

OFFENSIVE LINEMAN

Washington State

Spokane, Wash.

Born: 04/09/93

Year: 2

Ht: 6-4

Wt: 305

Draft: '16, R5 (151)-Det

[Complete biographical information available on nfl.com](http://nfl.com)

TRANSACTIONS

- Drafted by the Detroit Lions (151st overall) in the fifth round of the 2016 NFL Draft.

PRO

2016: Detroit's fifth round pick in 2016 who added youth to the offensive line as a reserve in his rookie season.

- Inactive for Weeks 1-5.
- Made his career-debut contributing on special teams in Week 6 against the Rams (10/16).
- Appeared on special teams at Houston in Week 8 (10/30).
- Appeared on special teams at the New York Giants in Week 15 (12/18).
- Saw action on special teams and along the offensive line in Week 16 at Dallas (12/26). Part of an offensive line that helped QB Matthew Stafford throw for 347 yards and RB Zach Zenner to rush for a career-high 69 yards and one touchdown.

COLLEGE

Played in a variety of roles along the offensive line at Washington State. Started all 34 games he played in. Was widely recognized as one of the top offensive linemen in the Pac-12 each year and by his senior season was considered one of the top offensive linemen in the country.

2015: Only played in nine games due to injury, but started in each one. Was named All-Pac-12 and garnered Second Team All-America honors from USA Today. Was named the top offensive lineman in college football by Pro Football Focus. Was a staple on an offensive line that led the nation in passing with 389.5 yards per game.

PERSONAL

Three-year letterwinner in both football and basketball at University High School in Spokane. Only Spokane-area player to be named All-Greater Spokane League First Team. Selected first team all-state at defensive end.

- Started in basketball and football.
- Received his degree in management and operations.

JOE DAHL - NFL REGULAR SEASON STATISTICS

	TEAM	GP	GS
2016	DET	6	0
NFL TOTALS		6	0

JOE DAHL - NFL PLAYOFF STATISTICS

	TEAM	GP	GS
2016	DET	1	0
NFL TOTALS		1	0



JARRAD DAVIS

LINEBACKER

Florida

Year: R

Draft: '17, R1 (21)-Det

Kingsland, Ga.

Ht: 6-1

Born: 11/16/94

Wt: 238

[Complete biographical information available on nfl.com](http://nfl.com)

MANE FACTS

- Pronunciation: Jared

TRANSACTIONS

- Drafted by the Detroit Lions in the first round (21st overall) of the 2017 NFL Draft.

PRO

Enters his rookie season with the Lions after being selected in the first round (21st overall) in the 2017 NFL Draft.

COLLEGE

A two-year starter and key member of the Florida Gators linebacker corps, recorded 201 total tackles, 5.5 sacks, two forced fumbles and one interception in four seasons.

2016: Finished second on the team in total tackles for the second consecutive season despite missing four games due to injury. Started in nine games and recorded 60 tackles, six tackles for loss, two sacks and four pass defenses.

- One of five finalists for the Butkus Award, presented annually to the nation's top college linebacker.
- Earned Second Team All-SEC honors by the league's coaches.
- Named to the SEC Football Community Service Team.

2015: Played in 14 games (12 starts) and finished second on the team with 98 total tackles. Also posted the third-most tackles for loss (11) while adding 3.5 sacks, four pass defenses and one interception.

2014: Posted 23 total tackles on the season. Saw action in nine games with one start at linebacker before an injury forced him to miss the final three games of the season.

2013: Made an impact primarily on special teams as a true freshman. Appeared in all 12 games and started in one contest at linebacker.

- Named the team's Most Valuable Special Teams Player.
- Recorded a season-high seven tackles (six solo) in his first career start at linebacker against Georgia Southern.
- Named to the SEC First-Year Academic Honor Roll.

PERSONAL

Attended Camden County High School (Kingsland, Ga.).

- Helped Camden County to an 11-2 record and the quarterfinals of the Georgia Class 6A state playoffs during his senior season.
- Finished his final year of high school with a team-leading 114 tackles (69 solo), five tackles for loss and three forced fumbles.
- In 2011, finished the year with 61 tackles, 15 tackles for loss, two sacks and two forced fumbles.



TAYLOR DECKER

TACKLE

Ohio State

Vandalia, Ohio

Born: 08/23/93

Year: 2

Ht: 6-7

Wt: 311

Draft: '16, R1 (16)-Det

[Complete biographical information available on nflomg.com](http://nflomg.com)

MANE FACTS

- Voted by his teammates for the Eric Andolsek Offensive Lineman of the Year and Mel Farr Rookie of the Year Awards in 2016.

TRANSACTIONS

- Placed on Active/Physically Unable to Perform list on July 25, 2017.
- Drafted by the Detroit Lions in the first round (16th overall) of the 2016 NFL Draft.

PRO

The team's first-round draft selection in 2016, Decker anchored the left side of Detroit's offensive line in 2016 and became the first Lions rookie offensive tackle to start all 16 games in a season since Jeff Backus in 2001.

- He also became the third rookie offensive lineman, joining Backus and G Larry Warford (2013), to start all 16 games since 2000.
- Decker was one of 11 rookies in the NFL to start all 16 games in 2016, and one of five rookie offensive linemen to start all 16.

2016: Made his rookie debut starting at left tackle along the offensive line in Week 1 at Indianapolis (9/11).

- Helped Detroit's offense rush for over 100 yards in consecutive weeks in his second career start against Tennessee in Week 2 (9/18).
- Made his third consecutive start at left tackle helping the offense throw for 368 passing yards in Week 3 at Green Bay (9/25).
- A key edge blocker for an offense that threw for three touchdowns in the first half against the Eagles (10/9).
- Sealed the left edge on the offensive line as RB Zach Zenner ran for a career-high 58 yards against the Rams in Week 6 (10/16).
- On 37 pass plays in Week 9 at Minnesota, the Lions offensive line yielded one sack against the Vikings, which occurred on the team's overtime game-winning drive (11/6). It marked the third time in four games in which the offensive line yielded one or fewer sacks.
- Helped the offense gain 422 total yards at New Orleans and control the time of possession battle by a margin of more than 13 minutes (12/4).
- Helped the offense rush for 88 yards in the second half and complete its eighth game-winning drive of the season against the Bears in Week 14 (12/11).
- Helped create holes that saw RB Zach Zenner run for a career-best 67 yards on 12 carries and two touchdowns in Week 16 at Dallas (12/26).
- Part of an offensive line that helped QB Matthew Stafford throw for 347 yards and RB Zach Zenner to rush for a career-high 69 yards and one touchdown.
- Made a start at left tackle in the NFC Wild Card game at Seattle (1/7).

COLLEGE

A three-year starter who saw action in 54 games (42 starts) along the Buckeyes offensive line, Decker was a mainstay at tackle for an Ohio State team that went 50-4 during his four years (2012-15). He was named a semifinalist for the Lombardi Award, given to the nation's top college lineman or linebacker, and was named a team co-captain as a senior.

2015: Started all 13 games at left tackle for the third consecutive year and was a unanimous First Team All-American selection by various outlets, including the Associated Press, Walter Camp, SI.com and CBS Sports. Finished his Buckeye career playing in 41 consecutive games over his final three seasons, including 29 starts.

- Earned First Team All-Big Ten honors his senior year and was voted Big Ten Offensive Lineman of the Year.
- Helped pave the way for Ohio State's rushing attack in 2015 to lead the Big Ten in rushing at 245.2 yards per game and finish third in the conference in scoring (35.7 points per game) and third in total offense (434.1 yards per game).
- Blocked for a rushing offense that reached 300+ rushing yards in two games, including 360 at Virginia Tech and 369 at Michigan.

2014: Was a key piece of the Buckeyes' national championship run as he started all 15 games at left tackle, earning Second Team All-Big Ten Conference honors by both the coaches and media voters.

- Buckeyes offense totaled 3,967 yards on the ground, the second-highest total in school history. The 264 rushing yards per game also ranked eighth nationally in 2014.
- Logged 1,034 offensive plays at left tackle, including a personal best 107 vs. Cincinnati and 85 against Oregon in the national championship game.
- Helped the Ohio State offense set school records in touchdowns (90), points scored (637), passing yards (3,707) and passing touchdowns (42).

2013: Started all 14 games for the first time in his collegiate career and aided the Ohio State offense to rank fifth nationally in rushing with 308.6 yards per game. Played in 941 snaps from scrimmage, more than every other offensive player.

2012: Enrolled at Ohio State in March 2012 and played in all 12 games for the undefeated Buckeyes, primarily on special teams. Earned playing time along the offensive line in four games.

PERSONAL

A native of Vandalia, Ohio, Decker prepped at Butler High School where he was rated as the No. 23 offensive tackle in the nation and a four-star prospect by the site.

- Completed two summer internships with the Columbus Zoo and Aquarium during his time at Ohio State.
- Majored in animal sciences at Ohio State.
- Son of Ron and Sheila Decker.

TAYLOR DECKER - NFL REGULAR SEASON STATISTICS

	TEAM	GP	GS
2016	DET	16	16
NFL TOTALS		16	16

TAYLOR DECKER - NFL PLAYOFF STATISTICS

	TEAM	GP	GS
2016	DET	1	1
NFL TOTALS		1	1



QUANDRE DIGGS

CORNERBACK

Texas
Year: 3
Draft: '15, R6 (200)-Det

Angleton, Texas
Ht: 5-9

Born: 01/22/93
Wt: 200

Complete biographical information available on nflomg.com

MANE FACTS

- Pronunciation: KWAN-dray

TRANSACTIONS

- Placed on Reserve/Injured on December 6, 2016.
- Drafted by the Detroit Lions in the sixth round (200th overall) of the 2015 NFL Draft.

PRO

Joined CB Alex Carter as the second Lions rookie cornerback to be drafted in 2015. Solidified the team's nickel corner position in 2016 prior to his season-ending injury following a successful first NFL season in which he finished with 35 total tackles (28 solo), six pass defenses, one fumble recovery, one forced fumble and three special teams tackles.

2016: Recorded six tackles in Week 1 at Indianapolis (9/11).

- Registered a tackle-for loss and one pass defense in Week 3 at Green Bay (9/25).
- Posted four tackles at Chicago in Week 4 (10/2).
- Finished with five total tackles and his first forced fumble of the season against the Eagles in Week 5 (10/9).
- Accounted for four tackles in a Week 6 victory against the Rams (10/16).
- Finished with five tackles against Washington in Week 7 (10/23).
- Recorded three tackles in Week 8 against the Texans (10/30).
- Posted two tackles and a tackle on special teams at Minnesota in Week 9 (11/6).
- Accounted for three tackles in a victory over the Jaguars in Week 11 (11/20).
- Reached a career-high with six total tackles in a win against the Vikings on Thanksgiving (11/24).
- Recorded one tackle and quarterback hit at New Orleans before leaving early due to injury (12/4).

COLLEGE

A four-year cornerback at Texas who played in 52 career games (49 starts) and ended his career tied for ninth on the Texas all-time list for interceptions (11), while his 37 career pass defenses are also tied for ninth in school history. Earned All-Big 12 honors three times (2011, 2013, 2014) and started 48 of his final 49 games. Did not miss a game in his Texas career.

2014: Earned 2014 First Team All-Big 12 honors from ESPN and was a second team pick by the Associated Press and the league's coaches. Was invited to the 2015 Senior Bowl following his final season at Texas where he finished with a career-high 73 total tackles (52 solo), two sacks, three interceptions, five pass defenses and one forced fumble in 13 games (13 starts).

- Named the team's defensive player of the game following a five-tackle performance against Texas Tech. Also forced a fumble and recorded on pass breakup in the game.

PERSONAL

Coached by Finis Vanover at Angleton (Texas) High School where he was a two-time all-state and four-time all-district selection at multiple positions. Invited to play in the 2011 Under Armour All-American Game and was a member of ESPN's top 150 national prospects. Was a four-year starter at Angleton and finished his career with 8,265 all-purpose yards and 83 touchdowns on offense, rushing for 4,409 yards and 58 touchdowns, passing for



ERIC EBRON

TIGHT END

North Carolina

Year: 4

Draft: '14, R1 (10)-Det

Greensboro, N.C.

Ht: 6-4

Born: 04/10/93

Wt: 253

[Complete biographical information available on nfl.com](http://nfl.com)

MANE FACTS

- Pronunciation: EE-bron

TRANSACTIONS

- Drafted by the Detroit Lions in the first round (10th overall) of the 2014 NFL Draft.

PRO

The top tight end in the 2014 NFL Draft after a three-year career at North Carolina, Ebron's massive frame and fluid movement to get downfield create a versatile weapon for the Lions offense. Selected by the Lions with the 10th overall pick, Ebron became one of only four tight ends (Brandon Pettigrew, 2009; Jermaine Gresham, 2010; Tyler Eifert, 2012) to be drafted in the first round since 2009.

- Concluded his third NFL season in 2016 with career highs in every receiving category, including receptions (61) receiving yards (711) and long reception (61).

2016: Began his third NFL season by hauling in all five passes thrown his way for 46 yards and a touchdown in Week 1 at Indianapolis (9/11).

- Brought in four catches for 53 yards against Tennessee in Week 2 (9/18).
- Caught five passes on eight targets for 69 yards in Week 3 at Green Bay (9/25).
- Hauled in four passes for 42 yards at Chicago in Week 4 (10/2).
- Returned to action from injury in Week 8 against the Texans (10/30). Set a single-game career high with seven receptions for 79 yards.
- Posted a then-career-high with 92 yards receiving on seven receptions in a Week 9 victory at Minnesota (11/6).
- Caught three passes for 70 yards in a win over Jacksonville (11/20). Among his receptions included a career-long 61-yard catch in the fourth quarter. His 61-yarder is the longest by a Lions tight end since TE Marcus Pollard's 86-yard reception vs. Carolina on October 16, 2005. Two plays following the 61-yard reception, Ebron scored on a one yard rush. Ebron became the first Lions tight end to score on a rushing touchdown since TE Rob Rubick rushed for a one yard touchdown against Green Bay on January 2, 1983.
- Hauled in four receptions for 38 yards in a victory at New Orleans (12/4).
- Caught four passes for 42 yards in a win over the Bears in Week 14 (12/11).
- Caught three passes for 36 yards against the Giants in Week 15 (12/18).
- Led the team with eight catches and 93 yards receiving in Week 16 at Dallas (12/26), both of which marked new career highs.
- Posted six receptions with 61 receiving yards against the Packers in Week 17 (1/1).

COLLEGE

Ebron played three seasons at North Carolina, where he started in 21-of-34 career games and set school career-records for tight ends with 112 receptions for 1,805 yards (16.1 avg) and eight touchdowns. His 112 receptions eclipsed the previous all-time tight end record of 94 catches by Zack Pinalto (2007-10).

- His 112 career receptions rank second all-time in Atlantic Coast Conference history. The only ACC tight end to record more receptions in a career is Heath Miller of Virginia (144; 2002-04). Ebron's 1,805 receiving yards topped Miller's conference tight end record of 1,703 yards.
- In 2013, Ebron's 973 receiving yards set a new ACC record for single-season receiving yards by a tight

end, breaking Vernon Davis' (Maryland) record of 871 in 2005.

2013: Broke the ACC single-season record for receiving yards by a tight end with 973 en route to a First Team All-ACC selection as a junior. Appeared in all 13 games (10 starts) and concluded his final year at North Carolina with career-highs in receptions (62), receiving yards (973), as well as three touchdowns. Earned All-American First Team honors from ESPN.com, adding second team accolades from the Associated Press, USA Today, Walter Camp, Athlon, Sports Illustrated and CBSSports.com. Ebron was also named a finalist for the coveted John Mackey Award, given annually to the nation's top tight end.

- Caught 62 of the 96 passes thrown his way (64.6-percent), including 41 first-down grabs, nine third-down conversions and six catches in the red zone.
- Logged his first 100-yard game of 2013 with a six-catch, 108-yard performance vs. Georgia Tech.
- Set a UNC game-record for tight ends with 199 yards on eight receptions vs. Miami, which included a then-career-long 71-yard grab. The previous mark was set by Tony Blanchard against Wake Forest (1968).
 - His 199 yards are the sixth-most by any Tar Heel in a game.
- Finished his collegiate career with seven receptions for 73 yards vs. Cincinnati in the Belk Bowl.

PERSONAL

Played his prep ball at Smith (N.C.) High School in Greensboro under head coach Rodney Brewington. Rated as the eighth-best tight end in the nation by ESPN and ranked 20th among high school tight ends by Scout.com.

- Voted to the Associated Press North Carolina All-State team as a senior, earning a roster spot on North Carolina's Shrine Bowl team.
- As a senior, concluded his high school career with 28 receptions for 682 yards and 10 touchdowns. Also played defensive end, where he posted 68 tackles and 13.5 sacks in 2010.
- Majored in communication studies at North Carolina. Son of Gina Jackson and Eric Ebron Sr.

ERIC EBRON - NFL REGULAR SEASON STATISTICS

		RUSHING							RECEIVING				
	TEAM	GP	GS	NO	YDS	AVG	LG	TD	NO	YDS	AVG	LG	TD
2014	DET	13	7	0	0	0.0	0	0	25	248	9.9	22	1
2015	DET	14	8	0	0	0.0	0	0	47	537	11.4	55	5
2016	DET	13	13	1	1	1.0	1t	1	61	711	11.7	61	1
NFL TOTALS		40	28	1	1	1.0	1t	1	133	1,496	11.2	61	7

ERIC EBRON - NFL PLAYOFF STATISTICS

		RUSHING							RECEIVING				
	TEAM	GP	GS	NO	YDS	AVG	LG	TD	NO	YDS	AVG	LG	TD
2014	DET	1	1	0	0	0.0	0	0	3	21	7.0	8	0
2016	DET	1	1	0	0	0.0	0	0	2	23	11.5	12	0
NFL TOTALS		2	2	0	0	0.0	0	0	5	44	8.8	12	0

SINGLE-GAME HIGHS

Rushing TDs 1 vs. Jacksonville Jaguars, Nov 20, 2016
Receptions 8 at Dallas Cowboys, Dec 26, 2016
Receiving Yards 93 at Dallas Cowboys, Dec 26, 2016
Longest Receptions 61 vs. Jacksonville Jaguars, Nov 20, 2016

Receiving TDs 1 at Indianapolis Colts, Sep 11, 2016
All-purpose yards 93 at Dallas Cowboys, Dec 26, 2016
Most TDs 1 vs. Jacksonville Jaguars, Nov 20, 2016

2016 GAME-BY-GAME REGULAR SEASON STATISTICS (DET)

	OPP	P/S	RECEIVING				RUSHING			
			NO	YDS	LG	TD	ATT	YDS	LG	TD
09/11	at IND	S	5	46	13	1	0	0	0	0
09/18	TEN	S	4	53	29	0	0	0	0	0
09/25	at GB	S	5	69	21	0	0	0	0	0
10/02	at CHI	S	4	42	13	0	0	0	0	0
10/09	PHI						INACTIVE			
10/16	LA						INACTIVE			
10/23	WAS						INACTIVE			
10/30	at HOU	S	7	79	34	0	0	0	0	0
11/06	at MIN	S	7	92	23	0	0	0	0	0
11/20	JAX	S	3	70	61	0	1	1	1t	1
11/24	MIN	S	0	0	0	0	0	0	0	0
12/04	at NO	S	4	38	12	0	0	0	0	0
12/11	CHI	S	4	32	14	0	0	0	0	0
12/18	at NYG	S	4	36	21	0	0	0	0	0
12/26	at DAL	S	8	93	21	0	0	0	0	0
01/01	GB	S	6	61	19	0	0	0	0	0
2016 TTL		13-13	61	711	61	1	1	1	1t	1

+ - Overtime

2016 GAME-BY-GAME PLAYOFF STATISTICS (DET)

	OPP	P/S	RECEIVING				RUSHING			
			NO	YDS	LG	TD	ATT	YDS	LG	TD
01/07	at SEA	S	2	23	12	0	0	0	0	0
2016 TTL		1-1	2	23	12	0	0	0	0	0



DARREN FELLS

TIGHT END

California-Irvine
 Year: 4
 Draft: FA-Sea '13

Fullerton, Calif.
 Ht: 6-7
 Acquired: FA '17

Born: 04/22/86
 Wt: 281

Complete biographical information available on nflomg.com

TRANSACTIONS

- Signed by the Detroit Lions as a free agent on March 11, 2017.
- Re-signed by the Cardinals on February 1, 2016.
- Signed by the Cardinals to the active roster on January 1, 2014.
- Signed by the Arizona Cardinals to the practice squad on October 9, 2013.
- Released by the Seahawks on August 31, 2013.
- Signed by the Seahawks on May 20, 2013.
- Released by the Seahawks on May 8, 2013.
- Signed by the Seattle Seahawks as a free agent on March 6, 2013.

PRO

Entering his fourth NFL season, Fells joins the Lions after stints with the Seahawks and Cardinals. After returning from a professional basketball career in Europe, Fells entered the League as a free agent in Seattle before being signed as a member of the Cardinals practice squad for his rookie season. He comes to the Lions after establishing himself as a dependable run-blocking tight end.

- In his first three seasons in Arizona, Fells appeared in 38 games (24 starts) and totaled four touchdowns.

2016: Played in 14 games (7 starts) and totaled 14 receptions, 154 receiving yards and one touchdown with Arizona.

- Hauled in a 37-yard touchdown reception in Week 17 at Los Angeles Rams (1/1).

COLLEGE

Did not play college football. Attended UC-Irvine where he played college basketball and was Second Team All-Big West as a senior in 2008. Appeared in 123 games and averaged 10.2 points and 6.3 rebounds per game. Majored in sociology.

PERSONAL

Played basketball professionally in Belgium, Finland, France, Mexico and Argentina. Brother, Daniel, is a former NFL tight end who played with the New York Giants, the Rams, Broncos and Patriots. Attended Fullerton (Calif.) High School.

DARREN FELLS - NFL REGULAR SEASON STATISTICS

TEAM	GP	GS	RUSHING					RECEIVING					
			NO	YDS	AVG	LG	TD	NO	YDS	AVG	LG	TD	
2013 ARI	0	0	0	0	0.0	0	0	0	0	0	0.0	0	0
2014 ARI	10	5	0	0	0.0	0	0	5	71	14.2	24	0	
2015 ARI	14	12	0	0	0.0	0	0	21	311	14.8	48	3	
2016 ARI	14	7	0	0	0.0	0	0	14	154	11.0	37t	1	
NFL TOTALS	38	24	0	0	0.0	0	0	40	536	13.4	48	4	

DARREN FELLS - NFL PLAYOFF STATISTICS

	TEAM	GP	GS	RUSHING					RECEIVING				
				NO	YDS	AVG	LG	TD	NO	YDS	AVG	LG	TD
2014	ARI	1	1	0	0	0.0	0	0	1	1	1.0	1t	1
2015	ARI	2	1	0	0	0.0	0	0	4	50	12.5	21t	1
NFL TOTALS		3	2	0	0	0.0	0	0	5	51	10.2	21t	2

SINGLE-GAME HIGHS

Receptions 4 vs. Tampa Bay Buccaneers, Sep 18, 2016

Longest Receptions 48 vs. New Orleans Saints, Sep 13, 2015

Receiving Yards 82 vs. New Orleans Saints, Sep 13, 2015

Receiving TDs 1 at Los Angeles Rams, Jan 01, 2017

2016 GAME-BY-GAME REGULAR SEASON STATISTICS (ARI)

	OPP	P/S	RECEIVING				RUSHING				
			NO	YDS	LG	TD	ATT	YDS	LG	TD	
09/11	NE	P	0	0	0	0	0	0	0	0	
09/18	TB	S	4	31	11	0	0	0	0	0	
09/25	at BUF	P	2	15	8	0	0	0	0	0	
10/02	LA	S	2	7	5	0	0	0	0	0	
10/06	at SF					INACTIVE					
10/17	NYJ	S	1	8	8	0	0	0	0	0	
10/23	SEA	S	0	0	0	0	0	0	0	0	
10/30	at CAR					INACTIVE					
11/13	SF	S	0	0	0	0	0	0	0	0	
11/20	at MIN	S	1	22	22	0	0	0	0	0	
11/27	at ATL	S	0	0	0	0	0	0	0	0	
12/04	WAS	P	1	9	9	0	0	0	0	0	
12/11	at MIA	P	1	12	12	0	0	0	0	0	
12/18	NO	P	1	13	13	0	0	0	0	0	
12/24	at SEA	P	0	0	0	0	0	0	0	0	
01/01	at LA	P	1	37	37t	1	0	0	0	0	
2016 TTL			14-7	14	154	37t	1	0	0	0	0

+ - Overtime



EGO FERGUSON

DEFENSIVE TACKLE

LSU
Year: 3
Draft: '14, R2 (51)-Chi

Miami, Fla.
Ht: 6-2
Acquired: FA '17

Born: 09/22/91
Wt: 300

Complete biographical information available on nflomg.com

TRANSACTIONS

- Signed by the Detroit Lions as a free agent on June 8, 2017.
- Released by the Packers on April 5, 2017.
- Claimed off waivers by the Green Bay Packers on April 3, 2017.
- Released by the Bears on March 31, 2017.
- Placed on Reserve/Injured on September 4, 2016.
- Released by the Bears on September 3, 2016.
- Suspended four games for violating the NFL's Policy on PED's November 12, 2015.
- Placed on Reserve/Injured on October 17, 2015.
- Drafted by the Chicago Bears in the second round (51st overall) of the 2014 NFL Draft.

PRO

Joins the Lions following two seasons (2014-15) with the Chicago Bears. Entered the League as a second-round pick (51st overall) by the Bears in the 2014 NFL Draft of Louisiana State.

2016: Spent the season on Reserve/Injured.

COLLEGE

Played in 38 games (12 starts) in three seasons at LSU (2011-13) before entering the NFL Draft following his junior season. Finished his career with 85 tackles, five tackles for loss and one sack.

2013: Played in 12 games with 12 starts at defensive tackle. Finished the season with 58 tackles, 3.5 tackles for loss and one sack.

2012: Appeared in 13 games as a sophomore and recorded 14 tackles.

2011: Played in 13 games and recorded 13 tackles and one pass defense.

2010: Redshirted as a true freshman.

PERSONAL

Attended Hargrave Military Academy (Chatham, Va.).

- Son of Ego and Brenda Ferguson.
- Majored in sports administration.

EGO FERGUSON - NFL REGULAR SEASON STATISTICS

	TEAM	TACKLES									INTERCEPTIONS					O. FUMB			ST						
		GP	GS	TT	S	A	TFL	YDS	SK	YDS	QBH	NO	YDS	LG	TD	PD	FF	FR	YDS	TT	S	A	FF	FR	
2014	CHI	16	0	22	11	11	1	13	2.0	13.0	1	0	0	0	0	3	0	0	0	0	0	0	0	0	0
2015	CHI	4	1	3	1	2	0	0	0.0	0.0	0	0	0	0	0	0	0	0	0	0	0	0	0	0	
2016	CHI	0	0	0	0	0	0	0	0.0	0.0	0	0	0	0	0	0	0	0	0	0	0	0	0	0	
NFL TOTALS		20	1	25	12	13	1	13	2.0	13.0	1	0	0	0	0	3	0	0	0	0	0	0	0	0	

SINGLE-GAME HIGHS



DONTEZ FORD

WIDE RECEIVER

Pittsburgh

Year: R

Draft: UDFA-Det '17

McKees Rocks, Pa.

Ht: 6-2

Born: 02/03/94

Wt: 210

Complete biographical information available on nflomg.com

TRANSACTIONS

- Signed by the Detroit Lions as an undrafted rookie free agent on May 12, 2017.

PRO

Joins the Lions offense as an undrafted rookie free agent out of the University of Pittsburgh.

COLLEGE

Spent his college career at the University of Pittsburgh appearing in 35 games. Totaled 843 receiving yards during his time as a Panther.

2016: Played in eight games with two starts and recorded two touchdowns.

- Missed five games following a collarbone injury.
- Posted a career best 89 receiving yards on two catches against Syracuse.
- Chosen as a semifinalist for the National Football Foundation William V. Campbell Trophy.

2015: Played in all 13 games, starting nine. Totaled 26 receptions for 505 yards and two touchdowns.

- Led Pitt with an average of 19.4 yards per catch.
- Selected to the ACC All-Academic team.

2014: Appeared in all 13 games. Moved into a starting role for the final three games of the year.

- Recorded three receptions for 50 yards and a touchdown on the season.

2013: Transferred to Pitt in January 2013.

- Contributed to Pitt's win over Bowling Green in the Little Caesar's Pizza Bowl.

2012: Redshirted at Syracuse.

PERSONAL

Attended Sto-Rox High School (McKees Rocks, Pa).

- Named *Pennsylvania Football News* All-Class A as a senior.
- Three sport athlete in football, basketball, and track and field.



BRUCE GASTON

DEFENSIVE TACKLE

Purdue

Year: 3

Draft: UDFA-Ari '14

Chicago, Ill.

Ht: 6-2

Acquired: FA '17

Born: 11/29/91

Wt: 310

[Complete biographical information available on nflomg.com](http://nflomg.com)

MANE FACTS

- Pronunciation: "GAS-TIN"

TRANSACTIONS

- Signed by the Detroit Lions as a free agent on June 8, 2017.
- Signed by the Carolina Panthers to the practice squad on November 8, 2016. Released by the Panthers from the practice squad on November 22, 2016.
- Signed by the Philadelphia Eagles as a free agent on August 30, 2016. Released on September 3, 2016.
- Signed by the San Diego Chargers as a free agent on July 31, 2016. Released on August 29, 2016.
- Signed by the Minnesota Vikings as a free agent on May 31, 2016. Released on June 16, 2016.
- Signed by the Chicago Bears to the active roster on October 17, 2015. Released by the Bears on May 16, 2016.
- Signed by the Packers to the practice squad on October 6, 2015.
- Signed by the Green Bay Packers to the practice squad on December 8, 2014. Released on October 3, 2015.
- Signed by the Cardinals to the practice squad on November 3, 2014.
- Signed by the Cardinals to the active roster on September 24, 2014. Released on November 1, 2014
- Signed by the Dolphins to the practice squad on September 23, 2014.
- Claimed off waivers by the Miami Dolphins on September 4, 2014. Released on September 20, 2014.
- Claimed off waivers by the New England Patriots on August 31, 2014. Released on September 3, 2014.
- Released by the Cardinals on August 30, 2014.
- Signed by the Arizona Cardinals as an undrafted rookie free agent on May 12, 2014.

PRO

Joins the Lions as an addition to the defensive line unit after most recently spending the 2016 season as a member of the Panthers practice squad. Prior to Carolina, he played with both the Chicago Bears (seven games) and Green Bay Packers (two games) in 2015. Entered the NFL in 2014 when he signed with the Arizona Cardinals as an undrafted rookie free agent out of Purdue.

2016: Spent a portion of the season as a member of the Panthers practice squad.

COLLEGE

Appeared in 50 games for the Boilermakers and established himself as one of the team's top defensive linemen in four seasons.

2013: Played in 12 games and recorded in 48 tackles (31 solo), three sacks and one fumble recovery as a senior.

2012: Started all 13 games and finished with 28 total tackles (19 solo), including 5.5 tackles for loss, three fumble recoveries, and two forced fumbles.

2011: Appeared in all 13 games (nine starts). Posted 30 total tackles, seven tackles for loss and three sacks.

2010: Appeared in all 12 games as a freshman, including starting the final 10 games. Recorded 26 total tackles (15 solo) and one sack.

PERSONAL

Attended St. Rita High School (Chicago, Ill.).

- Majored in law and society.



GRAHAM GLASGOW

GUARD/CENTER

Michigan

Year: 2

Draft: '16, R3 (95)-Det

Aurora, Ill.

Ht: 6-6

Born: 08/19/92

Wt: 308

[Complete biographical information available on nfl.com](http://nfl.com)

TRANSACTIONS

- Drafted by the Detroit Lions in the third round (95th overall) of the 2016 NFL Draft.

PRO

2016: Joined T Taylor Decker as the second offensive lineman taken by the Lions in the 2016 NFL draft. Provided depth and youth along the interior offensive line in his rookie season, displaying his versatility with time spent at both guard and center.

- Made his Lions debut in Week 2 against Tennessee on special teams (9/18).
- Saw his first action of the season at left guard as well as on special teams against the Eagles in Week 5 (10/9).
- Made his first-career start at left guard in Week 6 against the Rams (10/16). Protected the interior of an offensive line that helped pass for four touchdowns and while allowing just one sack in a victory.
- Started for a second-straight week at left guard in QB Matthew Stafford's 100th career-game. Helped block on the interior of the offensive line in a Week 7 victory against the Redskins (10/23).
- Earned his third-consecutive career start at left guard at Houston in Week 8 (10/30).
- On 37 pass plays in Week 9 at Minnesota, the Lions offensive line yielded one sack against the Vikings, which occurred on the team's overtime game-winning drive (11/6). It marked the third time in four games in which the offensive line yielded one or fewer sacks.
- Started at left guard at New Orleans (12/4). Helped the offense gain 422 total yards and control the time of possession battle by a margin of more than 13 minutes.
- Made his first career-start at center against the Bears in Week 14, replacing C Travis Swanson who was out due to injury (concussion). Helped the offense rush for 114 total yards and complete its eighth game-winning drive of the season (12/11).
- Helped create holes that saw RB Zach Zenner run for a career-best 67 yards on 12 carries and two touchdowns in Week 16 at Dallas (12/26).
- Started at center for a third consecutive game in place of C Travis Swanson (concussion). Part of an offensive line that helped QB Matthew Stafford throw for 347 yards and RB Zach Zenner to rush for a career-high 69 yards and one touchdown.
- Made a start at center in the NFC Wild Card game at Seattle (1/7).

COLLEGE

A three-year starter who saw action in 42 games (37 starts) along the Wolverines offensive line, Glasgow showed his versatility by playing both guard positions and center for the University of Michigan during his five years (2011-2015). He was named to the 2015 All-Big Ten Honorable Mention team as well as the Academic All-Big Ten team three years in a row (2013-2015).

2015: Started all 13 games at center, earning his fourth varsity letter as a senior.

- Earned Hugh R. Rader Memorial Award as Michigan's top offensive lineman.
- Was recognized as All-Big Ten Honorable Mention (coaches and media).
- Named Academic All-Big Ten.

2014: Appeared in 11 games, making 11 starts.

- Made season debut at right guard, against Notre Dame (Sept. 6).

- Named Academic All-Big Ten.

2013: Started 13 games as an offensive lineman, making nine starts at center and four starts at left guard. Made first career start at center after moving from left guard against Minnesota (Oct. 5). Also contributed on special teams.

- Earned U-M Athletic Academic Achievement award.
- Named Academic All-Big Ten.

2012: Appeared in five games as a reserve offensive lineman.

- Made career debut as a reserve offensive guard vs. Massachusetts (Sept. 15).

2011: Redshirted.

- Was a member of the Wolverines team that defeated the Virginia Tech Hokies in the 2012 Sugar Bowl.

PERSONAL

Glasgow was enrolled in the College of Literature, Science and the Arts, earning his degree in economics while at the University of Michigan.

- He has two brothers, Ryan and Jordan, who are currently playing football at Michigan.
- Graham Michael Glasgow was born July 19, 1992.

GRAHAM GLASGOW - NFL REGULAR SEASON STATISTICS

	TEAM	GP	GS
2016	DET	15	11
NFL TOTALS		15	11

GRAHAM GLASGOW - NFL PLAYOFF STATISTICS

	TEAM	GP	GS
2016	DET	1	1
NFL TOTALS		1	1



KENNY GOLLADAY

WIDE RECEIVER

Northern Illinois

Chicago, Ill.

Born: 11/01/93

Year: R

Ht: 6-4

Wt: 213

Draft: '17, R3 (96)-Det

[Complete biographical information available on nfl.com](http://nfl.com)

TRANSACTIONS

- Drafted by the Detroit Lions in the third round (96th overall) of the 2017 NFL Draft.

PRO

Joins the Lions receiver corps as a big target after being selected in the third round (96th overall) of the 2017 NFL Draft.

COLLEGE

Began his college career at North Dakota where he caught 99 passes for 1,313 yards and nine touchdowns before transferring to Northern Illinois for his final two seasons. Finished his career at Northern Illinois ranked sixth all-time in catches (160), fifth in receiving yards (2,285) and tied for eighth (18) in touchdown catches.

- During his time at NIU he recorded at least 100 yards receiving in seven games and totaled 90 or more receiving yards in 12 games.

2016: Named to the First Team All-MAC after leading the Huskies in receiving with 1,156 yards on 87 receptions. Became the first player in school history to record back-to-back 1,000-yard seasons.

- Posted at least four receptions in every game and had 10 more receptions in three games.

2015: Played in all 14 games with 13 starts and finished with the most receiving yards in a single season by any NIU football player since 2000.

- Led the Huskies with 1,129 receiving yards, 73 receptions and 10 touchdowns.
- Second Team All-MAC selection and placed on the Biletnikoff Award Watch list, given to the best receiver in college football.
- Recorded career highs with nine catches and 213 receiving yards in his first game as a NIU Huskie in the season opener against UNLV. Earned a MAC West Offensive Player of the Week award with his performance.

2014: Redshirted following his transfer from North Dakota to NIU.

PERSONAL

Son of Kenneth Golladay and Stacy Wright. Attended St. Rita High School (Chicago, Ill.).

- Earned First Team Blue Division All-Catholic League honors as a high school senior.
- Caught 44 passes for 640 receiving yards and nine touchdowns in 2011.
- Named to Honorable Mention All-Big Sky Conference following his sophomore season at North Dakota.



TION GREEN

RUNNING BACK

Cincinnati

Year: R

Draft: UDFA-Det '17

Sanford, Fla.

Ht: 6-0

Born: 12/14/93

Wt: 220

[Complete biographical information available on nflomg.com](#)

TRANSACTIONS

- Signed by the Detroit Lions as an undrafted rookie free agent on May 12, 2017.

PRO

Joins the Lions offense as an undrafted rookie free agent out of the University of Cincinnati.

COLLEGE

Spent his college career at the University of Cincinnati, appearing in 46 games. Totaled 2,072 yards during his time as a Bearcat.

2016: Played in 12 games. Rushed 159 times, totaling 743 yards and a pair of touchdowns. Contributed to every UC special teams unit.

2015: Appeared in all 13 games. Ran for a total of 729 yards on 151 carries. Recorded a personal best of eight touchdowns.

2014: Recorded 118 rushing yards and a touchdown before suffering a season-ending groin injury.

2013: Totaled seven touchdowns as a sophomore. Recorded 412 total yards.

- Posted a career high 91 rushing yards and two touchdowns versus Temple.

2012: Earned first career touchdown against Miami (OH).

PERSONAL

Attended Lake Brantley High (Sanford, Fla.).

- Earned First Team All-State honors in Florida 8A.
- Selected as the 2011 Central Florida Offensive Player of the Year.



DJ HAYDEN

CORNERBACK

Houston
Year: 5
Draft: '13, R1 (12)-Oak

Houston, Texas
Ht: 5-11
Acquired: UFA-Oak '17

Born: 06/27/90
Wt: 190

Complete biographical information available on nflomg.com

TRANSACTIONS

- Signed by the Detroit Lions as an unrestricted free agent on March 10, 2017.
- Placed on Reserve/Injured on December 3, 2016.
- Activated from the Physically Unable to Perform list on October 25, 2014.
- Placed on the Physically Unable to Perform list on August 26, 2014.
- Placed on Reserve/Injured on November 20, 2013.
- Drafted by the Oakland Raiders in the first round (12th overall) of the 2013 NFL Draft.

PRO

Joins the Lions after spending his first four seasons as an Oakland Raider. Played in 45 games (25 starts) from 2013-16 and recorded 178 total tackles (160 solo), 26 pass defenses, three interceptions, six tackles for loss, three forced fumbles and one sack.

2016: Appeared in 11 games before ending the season on Reserve/Injured with a hamstring injury. Posted 37 total tackles (32 solo), six pass defenses and one forced fumble with Oakland.

- Finished with a season-high six tackles (four solo) at Baltimore in Week 4 (10/2).
- Forced a fumble in the season opener at New Orleans and recorded five total tackles (9/11).

COLLEGE

Played two seasons at the University of Houston after spending time at Navarro Junior College (Corsicana, Texas) where he won the 2010 NJCAA national championship. Played in 22 games (21 starts) at Houston before having his senior season cut short due to an injury to his inferior vena cava, suffered in a practice collision.

- Recorded 127 tackles (90 solo), six interceptions, one sack, 11 tackles for loss, six forced fumbles, three fumble recoveries and 19 pass defenses in two seasons at Houston.
- Earned First Team All-Conference USA in 2012 and Second Team All-Conference USA in 2011.
- Named Conference USA Defensive Newcomer of the Year in his first season at Houston in 2011.

PERSONAL

Attended Fort Bend Elkins High School (Missouri City, Texas).

- Son of Derek and Taloria Hayden.

D.J. HAYDEN - NFL REGULAR SEASON STATISTICS

	TEAM	GP	GS	TACKLES							INTERCEPTIONS					O. FUMB			ST					
				TT	S	A	TFL	YDS	SK	YDS	QBH	NO	YDS	LG	TD	PD	FF	FR	YDS	TT	S	A	FF	FR
2013	OAK	8	2	24	22	2	0	0	0.0	0.0	0	1	0	0	0	2	1	0	0	1	0	1	0	0
2014	OAK	10	8	47	42	5	1	2	0.0	0.0	0	1	-3	0	0	10	0	0	0	0	0	0	0	0
2015	OAK	16	13	70	64	6	3	8	1.0	5.0	0	1	1	1	0	8	1	0	0	0	0	0	0	0
2016	OAK	11	2	37	32	5	2	6	0.0	0.0	0	0	0	0	0	6	1	0	0	0	0	0	0	0
NFL TOTALS		45	25	178	160	18	6	16	1.0	5.0	0	3	-2	1	0	26	3	0	0	1	0	1	0	0



KERRY HYDER

DEFENSIVE END

Texas Tech

Year: 2

Draft: UDFA-NYJ '14

Austin, Texas

Ht: 6-2

Acquired: FA '15

Born: 05/02/91

Wt: 270

[Complete biographical information available on nflomg.com](http://nflomg.com)

MANE FACTS

- Voted by his teammates for the Chuck Hughes Most Improved Player Award in 2016.

TRANSACTIONS

- Signed by the Lions as an exclusive rights free agent on April 18, 2017.
- Signed exclusive rights free agent tender on March 8, 2017.
- Signed by the Lions to the active roster from the practice squad on January 2, 2016.
- Signed by the Lions to the practice squad on September 6, 2015.
- Released by the Lions on September 5, 2015.
- Signed by the Detroit Lions to a Reserve/Future contract on January 6, 2015.
- Signed by the Jets to the practice squad on September 1, 2014.
- Released by the Jets on August 30, 2014.
- Signed by the New York Jets as an undrafted rookie free agent on May 11, 2014.

PRO

Hyder joined the Lions as a member of the practice squad in 2015 following a stint with the New York Jets practice squad in 2014. Entered the NFL with the Jets as an undrafted rookie free agent in 2014 out of Texas Tech.

Emerged on the scene as the team's sack leader with 8.0 in 2016 in his breakout year in which he also totaled 36 tackles (23 solo), 11 tackles for loss and 19 QBH.

2016: Recorded 2.0 sacks in Week 1 at Indianapolis (9/11). Became the first Lions player to register to two sacks in the first half of a season opener since DT Kelvin Pritchett at New Orleans September 3, 2000.

- Tallied his third sack of the season in Week 2 vs. Tennessee (9/18).
- Made his first career start in Week 3 at Green Bay (9/25) sacking Packers QB Aaron Rodgers for his fourth sack of the season. His 4.0 sacks through the first three weeks of the season tied for first in the NFC and tied for second in the NFL, trailing only Von Miller (5.0). Became the first Lions player with 4.0 sacks in the first three games of a season (fourth all-time) since DE Tracy Scroggins in 1995. Also became the first Lions player to record 1.0+ sacks in each of his first three games since DE Kyle Vanden Bosch in 2011 and is just the fifth Lion to do so all-time.
- Recorded his fifth sack of the season by sacking Bears QB Brian Hoyer in Week 4 at Chicago (10/2). Became the third Lions defensive player ever to register 5+ sacks through the team's first four games (DE William Gay, 8.5 in 1983; DE Robert Porcher, 5.0 in 2001). His 5.0 sacks through the first four weeks of the season led the NFC and ranked second in the NFL, trailing only Von Miller (5.5).
- Contributed one solo tackle in Week 5 vs. Philadelphia (10/9).
- Continued to be a mainstay along the Lions defensive front, recording three solo tackles, including two for loss in Week 6 vs. Los Angeles (10/16). Registered 2+ tackles for loss for the second time in his career.
- Recovered his first career fumble in Week 7 vs. Washington (10/23), which led to a Lions field goal. Also added three solo tackles and two hits on Redskins QB Kirk Cousins.
- Totaled a career-high four tackles (two solo), including one tackle for loss in Week 8 at Houston (10/30). Also registered a hit on Texans QB Brock Osweiler.
- Sacked Vikings QB Sam Bradford twice in Week 9 at Minnesota (11/6), tying a career-high and bringing his season total to 7.0. Tallied three additional tackles in the contest (two solo) and two more hits on



MIKE JAMES

RUNNING BACK

Miami (Fla.)

Year: 4

Draft: '13, R6 (189)-TB

Haines City, Fla.

Ht: 5-10

Acquired: FA '16

Born: 04/13/91

Wt: 223

[Complete biographical information available on nfl.com](http://nfl.com)

TRANSACTIONS

- Re-signed by the Lions to the Reserve/Future List on January 9, 2017.
- Re-signed by the Lions to the practice squad on December 3, 2016.
- Released by the Buccaneers on November 29, 2016.
- Signed by the Buccaneers on November 1, 2016.
- Released by the Lions on October 25, 2016.
- Signed by the Detroit Lions to the practice squad on October 3, 2016.
- Released by Tampa Bay on September 14, 2016.
- Signed by Tampa Bay to the active roster on December 26, 2015.
- Signed by Tampa Bay to the practice squad on October 1, 2015.
- Released by Tampa Bay on September 29, 2015.
- Activated from Injured/Reserve on February 3, 2014.
- Placed on Injured/Reserve on November 13, 2013.
- Drafted by the Tampa Bay Buccaneers in the sixth round (189th overall) of the 2013 NFL Draft.

PRO

2016: Spent time back and forth between the Lions practice squad and the Tampa Bay Buccaneers active roster.

COLLEGE

Played in 50 games with 17 starts for the Hurricanes. Recorded 1,386 career rushing yards with 17 touchdowns, and caught 67 passes for 585 receiving yards with five touchdowns.

2012: Started all 12 games at running back and became the 38th 1,000-yard rusher in Miami's history. Logged 344 season receiving yards and three touchdowns on 30 catches.

2011: Appeared in all 12 games as junior, making two starts and finished second on the Hurricanes with eight total touchdowns, seven rushing and one receiving.

2010: Played in all 13 games as a sophomore, making three starts with one at running back, fullback and kick returner, respectively.

2009: Saw action in all 13 games as a true freshman.

PERSONAL

- Won the Community Service Man of the Year Award, the Melching Leadership Award and the Jack Harding Team MVP Award in 2012 at Miami.
- Majored in sports administration.
- Attended Ridge Community High School (Davenport, Fla.).

MIKE JAMES - NFL REGULAR SEASON STATISTICS

	TEAM	RUSHING							RECEIVING				
		GP	GS	NO	YDS	AVG	LG	TD	NO	YDS	AVG	LG	TD
2013	TB	8	3	60	295	4.9	24	0	10	43	4.3	20	0
2014	TB	11	0	19	37	1.9	9	0	1	-5	-5.0	-5	0
2015	TB	0	0	0	0	0.0	0	0	0	0	0.0	0	0
2016	DET	0	0	0	0	0.0	0	0	0	0	0.0	0	0
Went from DET to TB .													
2016	TB	4	0	4	19	4.8	9	0	4	22	5.5	6	0
NFL TOTALS		23	3	83	351	4.2	24	0	15	60	4.0	20	0

SINGLE-GAME HIGHS

Rush Attempts	28 at Seattle Seahawks, Nov 03, 2013	Receiving Yards	25 vs. Carolina Panthers, Oct 24, 2013
Rushing Yards	158 at Seattle Seahawks, Nov 03, 2013	Longest Receptions	20 vs. Carolina Panthers, Oct 24, 2013
Longest Runs	24 vs. Miami Dolphins, Nov 11, 2013	All-purpose yards	166 at Seattle Seahawks, Nov 03, 2013
Receptions	4 vs. Carolina Panthers, Oct 24, 2013	Most TDs	1 at Seattle Seahawks, Nov 03, 2013

2016 GAME-BY-GAME REGULAR SEASON STATISTICS (DET/TB)

	OPP	P/S	RECEIVING				RUSHING						
			NO	YDS	LG	TD	ATT	YDS	LG	TD			
09/11	at IND												
09/18	TEN												
09/25	at GB												
10/02	at CHI												
10/09	PHI												
10/16	LA												
10/23	WAS												
10/30	at HOU												
Went from DET to TB .													
11/03	ATL	P	3	17	6	0	1	3	3	0			
11/13	CHI	P	1	5	5	0	2	7	8	0			
11/20	at KC	P	0	0	0	0	1	9	9	0			
11/27	SEA	P	0	0	0	0	0	0	0	0			
Went from TB to DET .													
12/04	at NO												
12/11	CHI												
12/18	at NYG												
12/26	at DAL												
01/01	GB												
2016 TTL			4-0	4	22	6	0	4	19	9	0		



MARVIN JONES

WIDE RECEIVER

California

Year: 6

Draft: '12, R5 (166)-Cin

Fontana, Calif.

Ht: 6-2

Acquired: UFA-Cin '16

Born: 03/12/90

Wt: 198

Complete biographical information available on nflomg.com

TRANSACTIONS

- Signed by the Detroit Lions as an unrestricted free agent on March 10, 2016.
- Placed on Reserve/Injured on October 14, 2014.
- Drafted by the Cincinnati Bengals in the fifth round (166th overall) of the 2012 NFL Draft.

PRO

Speedy wide receiver with proven hands that joined the Lions as an unrestricted free agent in 2016 following a four-year career with the Cincinnati Bengals. During his time with the Bengals, he appeared in 43 games (21 starts) and totaled 134 receptions for 1,729 yards (12.9 avg) and 15 touchdowns, including a career-high 10 in 2013.

2016: Established himself as a viable receiving threat in the Lions offense. In his first season with Detroit, totaled a career-high 930 receiving yards on 55 receptions.

- Hauled in four catches for 85 yards in his Lions debut Week 1 at Indianapolis (9/11).
- Recorded his second-career 100-yard receiving game by catching eight balls for 118 yards in Week 2 vs. Tennessee (9/18).
- With sixreceptions for 205 yards and two touchdowns in Week 3 at Green Bay (9/25), he became the fifth player in Lions history to surpass 200 receiving yards in a game and the first since WR Calvin Johnson in 2013. His 205 receiving yards set a new career single-game high, including a career long reception of 73 yards that resulted in a touchdown. He became the first Lions player ever to reach 400 yards in the first three games of the season (408). Also ranked first in the NFL in receiving yards (408) and receiving yards per game (136.0) through the first three weeks.
- Withfive catches for 74 yards in Week 4 at Chicago (10/2), he registered the most receiving yards (482) by any player in Lions history through the first four games of the season, surpassing WR Calvin Johnson's previous high of 423 yards in 2012.
- Hauledin four catches for 37 yards and a touchdown in Week 5 vs. Philadelphia (10/9). With 519 yards, he joined WR's Herman Moore and Calvin Johnson as the only players in team history with 500+ receiving yards through the first five games of a season. Also ranked first in the NFL in receiving yards (519) and receiving yards per game (103.8) through the first five weeks.
- Caught two balls for 10 yards and one touchdown in Week 6 vs. Los Angeles (10/16). Matched his 2015 season total with his fourth touchdown reception of the season against the Rams.
- Tallied four catches for 94 yards in Week 7 vs. Washington (10/23), including a diving 52-yard reception over All-Pro Redskins CB Josh Norman.
- Hauled in three catches for 33 yards in Week 8 at Houston (10/30).
- Caught one ball for five yards in Week 9 at Minnesota (11/6).
- Hauled in one catch for 15 yards in Week 11 vs. Jacksonville (11/20).
- On the receiving end of four of QB Matthew Stafford's passes, tallying 54 yards in Week 12 vs. Minnesota (11/24).
- Returned from injury to post four catches for 67 yards in Week 14 vs. Chicago (12/11).
- In Week 15 at New York Giants (12/18), hauled in three catches for 41 yards, including a spectacular diving catch along the sideline for a Lions first down.
- Caught one pass for 16 yards in Week 16 at Dallas (12/26).
- On Sunday Night Football in Week 17 vs. Green Bay (1/1), Jones Jr. sparked the offense by catching five

passes for 76 yards.

- Had four catches for 81 yards in the NFC Wild Card Game at Seattle (1/7).

COLLEGE

Played four seasons (2008-11) at California, seeing action in 43 games, and had all 38 of his starts in his last three seasons. His 156 career receptions tied for seventh in school history, his 2,270 yards ranked sixth and his 13 receiving touchdowns tied for eighth.

PERSONAL

A native of Fontana, Calif., Jones attended Etiwanda High School where he made the California Top 25 prospect list by Rivals.com. Played cornerback and wide receiver as a prep star, totaling 144 receptions, 2,349 yards and 22 touchdowns, as well as 133 tackles and seven interceptions over his final two seasons.

- Majored in African American Studies at California.
- Has three sons, Marvin III, Mareon and Murrell. He is married to his wife, Jazmyn.

MARVIN JONES - NFL REGULAR SEASON STATISTICS

	TEAM	GP	GS	RUSHING					RECEIVING				
				NO	YDS	AVG	LG	TD	NO	YDS	AVG	LG	TD
2012	CIN	11	5	3	47	15.7	37	0	18	201	11.2	23	1
2013	CIN	16	3	8	65	8.1	34	0	51	712	14.0	45	10
2014	CIN	0	0	0	0	0.0	0	0	0	0	0.0	0	0
2015	CIN	16	13	5	33	6.6	30	0	65	816	12.6	47	4
2016	DET	15	15	1	3	3.0	3	0	55	930	16.9	73t	4
NFL TOTALS		58	36	17	148	8.7	37	0	189	2,659	14.1	73t	19

MARVIN JONES - NFL PLAYOFF STATISTICS

	TEAM	GP	GS	RUSHING					RECEIVING				
				NO	YDS	AVG	LG	TD	NO	YDS	AVG	LG	TD
2012	CIN	1	1	0	0	0.0	0	0	3	34	11.3	15	0
2013	CIN	1	0	0	0	0.0	0	0	8	130	16.3	49	0
2015	CIN	1	1	0	0	0.0	0	0	4	32	8.0	13	0
2016	DET	1	1	0	0	0.0	0	0	4	81	20.3	30	0
NFL TOTALS		4	3	0	0	0.0	0	0	19	277	14.6	49	0

SINGLE-GAME HIGHS

Rush Attempts 2 vs. Minnesota Vikings, Dec 22, 2013
Rushing Yards 37 vs. Dallas Cowboys, Dec 09, 2012
Longest Runs 37 vs. Dallas Cowboys, Dec 09, 2012
Receptions 9 at Buffalo Bills, Oct 18, 2015

Receiving Yards 205 at Green Bay Packers, Sep 25, 2016
Longest Receptions 73t at Green Bay Packers, Sep 25, 2016
Receiving TDs 4 vs. New York Jets, Oct 27, 2013
Most TDs 4 vs. New York Jets, Oct 27, 2013

2016 GAME-BY-GAME REGULAR SEASON STATISTICS (DET)

			RECEIVING				RUSHING			
OPP	P/S	NO	YDS	LG	TD	ATT	YDS	LG	TD	
09/11	at IND	S	4	85	32	0	0	0	0	
09/18	TEN	S	8	118	47	0	0	0	0	
09/25	at GB	S	6	205	73t	2	0	0	0	
10/02	at CHI	S	5	74	19	0	0	0	0	
10/09	PHI	S	4	37	17	1	0	0	0	
10/16	LA	S	2	10	7t	1	1	3	3	
10/23	WAS	S	4	94	52	0	0	0	0	
10/30	at HOU	S	3	33	11	0	0	0	0	
11/06	at MIN	S	1	5	5	0	0	0	0	
11/20	JAX	S	1	15	15	0	0	0	0	
11/24	MIN	S	4	54	20	0	0	0	0	
12/04	at NO					INACTIVE				
12/11	CHI	S	4	67	48	0	0	0	0	
12/18	at NYG	S	3	41	21	0	0	0	0	
12/26	at DAL	S	1	16	16	0	0	0	0	
01/01	GB	S	5	76	30	0	0	0	0	
2016 TTL		15-15	55	930	73t	4	1	3	3	

+ - Overtime

2016 GAME-BY-GAME PLAYOFF STATISTICS (DET)

			RECEIVING				RUSHING			
OPP	P/S	NO	YDS	LG	TD	ATT	YDS	LG	TD	
01/07	at SEA	S	4	81	30	0	0	0	0	
2016 TTL		1-1	4	81	30	0	0	0	0	



TJ JONES

WIDE RECEIVER

Notre Dame

Roswell, Ga.

Born: 07/19/92

Year: 3

Ht: 6-0

Wt: 190

Draft: '14, R6 (189)-Det

Complete biographical information available on nflomg.com

TRANSACTIONS

- Signed by the Lions as an exclusive rights free agent on April 18, 2017.
- Signed exclusive rights free agent tender on March 8, 2017.
- Signed to the Lions active roster from the practice squad on December 3, 2016.
- Signed by the Lions to the practice squad on September 4, 2016.
- Released by the Lions on September 3, 2016.
- Placed on Reserve/Physically Unable to Perform on August 23, 2014.
- Drafted by the Detroit Lions in the sixth round (189th overall) of the 2014 NFL Draft.

PRO

Detroit's sixth-round pick (189th overall) in the 2014 NFL Draft who earned a roster spot in 2015 following a year on the Reserve/Physically Unable to Perform list.

2016: Caught three passes for a career-high 49 yards in his first game-action of 2016 in Week 13 at New Orleans (12/4).

- Hauled in one of QB Matthew Stafford's 26 completions for a nine-yard gain in Week 16 at Dallas (12/26).
- Continued to be a deep-threat in Week 17 vs. Green Bay (1/1) as QB Matthew Stafford found him along the sideline for a gain of 35 yards and a crucial third down conversion, his only reception of the contest.

COLLEGE

Left Notre Dame ranking in the top 10 in multiple school receiving categories including single-season 100-yard games (fourth), single-season receiving yards (seventh), single-season receptions (seventh), single-season receiving touchdowns (tied for ninth), career receptions (second), career receiving yards (sixth), career receiving touchdowns (tied for sixth) and career 100-yard games (tied for ninth).

2013: Ended his collegiate career as one of six wide receivers in school history with at least 150 receptions, 2,000 receiving yards and 15 touchdowns. Played in all 13 games (seven starts) and led the Irish with 70 catches, 1,108 receiving yards and nine touchdowns. Jones became just the seventh different Notre Dame receiver to break the 1,000-yard mark for a single season, and his five 100-yard games tied for fourth-best in a single season all-time. Also had nine carries for 67 yards and two touchdowns.

- Had a string of seven consecutive games with a touchdown reception during the season, one shy of the school record. Also led the team in receptions nine times.
- Broke the 1,000-yard mark for the season at Stanford (11/30) on a six-catch, 56-yard performance.
- Finished the season with five receptions for 66 yards, as well as a nine-yard touchdown run in Notre Dame's win over Rutgers in the New Era Pinstripe Bowl (12/28).

PERSONAL

Rated as the 10th-best (68th overall) wide receiver in the ESPN 150 list coming out of Gainesville (Ga.) High School, where he finished his senior season with 76 receptions for 1,399 yards and 18 touchdowns.

- Helped Gainesville to a Georgia state championship in 2009 for the first time since 1982.
- Father, Andre Jones, was a defensive end at Notre Dame from 1987-91 and played on the 1988 Notre Dame national championship team. Also played six games for the Lions as a rookie in 1992.
- Godfather is former Notre Dame standout Raghیب "Rocket" Ismail.
- Originally born in Winnipeg, Manitoba.

T.J. JONES - NFL REGULAR SEASON STATISTICS

		RUSHING							RECEIVING				
TEAM	GP	GS	NO	YDS	AVG	LG	TD	NO	YDS	AVG	LG	TD	
2015	DET	10	0	1	-3	-3.0	-3	0	10	132	13.2	29t	1
2016	DET	3	0	0	0	0.0	0	0	5	93	18.6	36	0
NFL TOTALS		13	0	1	-3	-3.0	0	0	15	225	15.0	36	1

T.J. JONES - NFL PLAYOFF STATISTICS

		RUSHING							RECEIVING				
TEAM	GP	GS	NO	YDS	AVG	LG	TD	NO	YDS	AVG	LG	TD	
2016	DET	1	0	0	0	0.0	0	0	0	0	0.0	0	0
NFL TOTALS		1	0	0	0	0.0	0	0	0	0	0.0	0	0

T.J. JONES - NFL REGULAR SEASON RETURN STATISTICS

		KICKOFF RETURNS					PUNT RETURNS					
TEAM	RET	YDS	AVG	LG	TD	NO	FC	YDS	AVG	LG	TD	
2015	DET	5	106	21.2	34	0	7	6	59	8.4	28	0
2016	DET	0	0	0.0	0	0	0	0	0	0.0	0	0
NFL TOTALS		5	106	21.2	34	0	7	6	59	8.4	28	0

SINGLE-GAME HIGHS

Rush Attempts	1 vs. Chicago Bears, Oct 18, 2015	Kickoff Return Yards	53 vs. Arizona Cardinals, Oct 11, 2015
Receptions	4 at Los Angeles Rams, Dec 13, 2015	Longest Kickoff Return	34 vs. Arizona Cardinals, Oct 11, 2015
Receiving Yards	49 at New Orleans Saints, Dec 04, 2016	Punt Return Yards	29 at Seattle Seahawks, Oct 05, 2015
Longest Receptions	36 at New Orleans Saints, Dec 04, 2016	Longest Punt Return	28 vs. Denver Broncos, Sep 27, 2015
Receiving TDs	1 vs. San Francisco 49ers, Dec 27, 2015	Punt Returns	3 at Seattle Seahawks, Oct 05, 2015
All-purpose yards	66 vs. Arizona Cardinals, Oct 11, 2015	Most TDs	1 vs. San Francisco 49ers, Dec 27, 2015
Kickoff Returns	2 vs. Chicago Bears, Oct 18, 2015		



BRAD KAAYA

QUARTERBACK

Miami (Fla.)

Los Angeles, Calif.

Born: 09/03/95

Year: R

Ht: 6-4

Wt: 215

Draft: '17, R6 (205)-Det

[Complete biographical information available on nflomg.com](#)

TRANSACTIONS

- Drafted by the Detroit Lions in the sixth round (205th overall) of the 2017 NFL Draft.

PRO

Joins the Detroit quarterbacks group after being selected in the sixth round (205th overall) of the 2017 NFL Draft.

COLLEGE

Threw for 9,686 passing yards and 69 touchdowns in three seasons at Miami before entering the NFL Draft.

2016: Served as the team's starting quarterback for the third straight season as a junior. Ended his career as the all-time passing leader in Miami history.

- Finished junior year with a career-best 3,532 passing yards and 27 touchdowns.
- Became the first player in school history to throw for 3,000 yards in three straight seasons.

2015: Started 12 of 13 games at quarterback as a sophomore. Ended the regular season ranked first in the ACC in passing yards per game.

2014: Named the team's starting quarterback as a true freshman.

- Named the ACC Rookie of the Year and Offensive Rookie of the Year.

PERSONAL

Attended Chaminade College Prep (St. Louis, Mo.).

- Finished career with 5,730 passing yards and 40 touchdowns in two seasons.
- Threw for a school-record 3,855 yards and 27 touchdowns as a senior.
- Named the ACC Rookie of the Year and Offensive Rookie of the Year.
- Named *Los Angeles Daily News* All-Area Player of the Year.
- Was 23-3 as a starter at Chaminade. Led Chaminade to the California Division II State Championship in 2013.



MILES KILLEBREW

SAFETY

Southern Utah

Henderson, Nev.

Born: 05/10/93

Year: 2

Ht: 6-2

Wt: 222

Draft: '16, R4 (111)-Det

Complete biographical information available on nflomg.com

MANE FACTS

- Pronunciation: KILLA-brew

TRANSACTIONS

- Drafted by the Detroit Lions in the fourth round (111th overall) of the 2016 NFL Draft.

PRO

Joined the Lions in 2016 as a fourth-round draft pick out of Southern Utah, becoming the highest draft pick in the school's history. Appeared in all 16 games and picked off his first pass of the season against Saints QB Drew Brees.

2016: Made his NFL debut by contributing on special teams in Week 1 at Indianapolis (9/11).

- Played 17 snaps on special teams in Week 3 at Green Bay (9/25).
- Recorded his first NFL tackle in Week 4 at Chicago (10/2).
- Played 19 snaps on special teams and six on defense in Week 6 vs. Los Angeles (10/16).
- Contributed on both defense and special teams, recording one tackle in Week 7 vs. Washington (10/23).
- Made an impact on special teams in Week 8 at Houston (10/30) by recording two tackles (one solo).
- Continued to make his presence known on special teams in Week 9 at Minnesota (11/6), tallying two tackles against the Vikings return men.
- Totaled a career-high five tackles (four solo) in Week 11 vs. Jacksonville (11/20).
- All over the field in Week 12 vs. Minnesota (11/24), contributing four solo tackles on defense and one on special teams. Two of his four solo tackles came on crucial third-down stops in the second half of Detroit's 16-13 win over the visiting Vikings.
- Picked off Saints QB Drew Brees late in the fourth quarter of Week 13 at New Orleans (12/4) for his first career interception that secured Detroit's eighth victory of 2016. Added two solo tackles on defense and one on special teams.
- Recorded one tackle on defense and one on special teams in Week 15 at New York Giants (12/18).
- Tallied one special teams tackle in a Week 16 Monday Night showdown at Dallas (12/26).
- Registered four total tackles (three solo) in Week 17 vs. Green Bay (1/1).
- Recorded one solo tackle in the NFC Wild Card Game at Seattle (1/7).

COLLEGE

By the end of his career at Southern Utah, Killebrew emerged as a leader on one of the stingiest defenses in the FCS. Killebrew finished his career with 356 tackles (210 solo), 6.5 tackles for loss, four forced fumbles, three fumble recoveries, three interceptions, seven pass defenses and two defensive touchdowns. Named All-Big Sky Honorable Mention twice (2012, 2013), All-Big Sky Second Team once (2014) and All-Big Sky First Team once (2015).

2015: As a senior for the Thunderbirds, Killebrew was recognized as a leader on and off the field by being selected as a team captain. Killebrew led the team with 132 tackles (74 solo). Was named to the All-Big Sky First Team for defense and recognized on the All-Big Sky Second Team for his contributions on special teams.

2014: Played in all 12 games and finished second on the team with 101 tackles (62 solo). He also recorded two tackles for loss, four FF and three INTs. Was named to the All-Big Sky Second Team for defense.

PERSONAL

Played running back and wide receiver in high school. Carried the ball 86 times for 392 yards and five touchdowns. Had three receiving touchdowns. Tallied 77 tackles with three sacks and six interceptions while playing as a



LEO KOLOAMATANGI

CENTER

Hawaii
Year: R
Draft: UDFA-Det '17

East Palo Alto, Calif.
Ht: 6-5

Born: 05/09/94
Wt: 310

[Complete biographical information available on nflomg.com](#)

MANE FACTS

- Pronunciation: "KO-low-ah-MAH-tungy"

TRANSACTIONS

- Signed by the Detroit Lions as an undrafted rookie free agent on May 12, 2017.

PRO

Joins the Lions offensive line as an undrafted rookie free agent out of the University of Hawaii.

COLLEGE

2016: Started in 13 games. Began first three games at center and then started the remaining 10 at right guard. Played all three lineman positions.

- Played all three lineman positions.
- Received the Coach Tom Kaulukului Offensive Captain Award.
- Participated in the NFLPA Collegiate Bowl.
- Nominated for the Wuerffel Trophy.

2015: Appeared in 11 games, making four starts as a sixth lineman.

- Named to the Academic All-Mountain West Team.

2014: Played in nine games on the offensive line. Made three starts at left guard, including his first career start against Nevada.

2013: Appeared in eight games as a backup offensive lineman and also on special teams.

- Named to the Academic All-Mountain West team.

2012: Redshirted.

PERSONAL

Attended high school at Sacred Heart Prep (Atherton, Calif.).

- Played on both offensive and defensive lines.
- Selected to Cal-Hi All-State Small Schools first team and MaxPreps Division III All-State first team, on offense.
- Picked to *All-Daily News* second team.
- Named All-San Mateo County first team.
- Named All-Peninsula Athletic League Bay Division first team.
- Competed in track and field and was selected as first-team all-league in 2011.



CYRUS KOUANDJIO

TACKLE

Alabama

Year: 3

Draft: '14, R2 (44)-Buf

Hyattsville, Md.

Ht: 6-7

Acquired: FA '17

Born: 07/21/93

Wt: 322

[Complete biographical information available on nflomg.com](http://nflomg.com)

MANE FACTS

- Pronunciation: KWAN-jo

TRANSACTIONS

- Removed from Non-Football Injury list on July 29, 2017.
- Placed on Non-Football/Active Injury list on July 25, 2017.
- Signed by the Detroit Lions as a free agent on June 15, 2017.
- Released by the Bills on May 24, 2017.
- Drafted by the Buffalo Bills in the second round (44th overall) of the 2014 NFL Draft.

PRO

Joins the Lions after spending his first three seasons (2014-16) with the Buffalo Bills where he played in 25 games with seven starts. Entered the NFL in 2014 after being drafted in the second round (44th overall) of the 2014 NFL Draft.

2016: Played in 12 games (five starts) for Buffalo. Helped pave the way for an offense that finished first in rushing yards (2,630) and rushing touchdowns (29) for a second-consecutive season.

- Started at left tackle in a Week 3 victory over the Cardinals (9/25). Helped the offense rush for 208 yards in the contest.
- Started at left tackle in a Week 15 victory over the Browns and helped the offense gain 451 total yards, including 280 rushing yards.
- Started at left tackle for a second-straight week against the Dolphins. Helped the offense amass 589 total yards.

COLLEGE

Spent three seasons at the University of Alabama (2011-13), where he appeared in 35 games (27 starts) and won two National Championships (2012-12) during that time span.

2013: Anchored an offensive line that helped the team rush for 28 total touchdowns, 2,673 yards on the season, including 100 rushing yards in nine different contests.

- Earned First Team All-America and First Team All-Southeastern Conference.
- Named an Outland Trophy semifinalist, the annual award given to college football's top interior offensive lineman.

2012: Named the starting left tackle as a sophomore and started all 14 games at left tackle. Helped the Crimson Tide win its second-straight National Championship.

- Blocked for 10 separate 100-yard rushing performances by the Crimson Tide.

2011: Played in the first eight games of his freshman year before being sidelined with an injury.

- Won a National Championship over Louisiana State.

PERSONAL

Attended DeMatha Catholic (Hyattsville, Md.) High School.

- Son of Georgette and Jean-Claude Kouandjio.
- Played alongside his older brother, Arie, at Alabama.

➤ Native of Cameroon and moved to the United States at the age of five.

CYRUS KOUANDJIO - NFL REGULAR SEASON STATISTICS

	TEAM	GP	GS
2014	BUF	1	0
2015	BUF	12	2
2016	BUF	12	5
NFL TOTALS		25	7

2016 GAME-BY-GAME REGULAR SEASON STATISTICS (BUF)

OPP	P/S	
09/11 at BAL	P	
09/15 NYJ	S	
09/25 ARI	S	
10/02 at NE		INACTIVE
10/09 at LA		INACTIVE
10/16 SF		INACTIVE
10/23 at MIA	P	
10/30 NE	P	
11/07 at SEA	P	
11/20 at CIN		INACTIVE
11/27 JAX	P	
12/04 at OAK	P	
12/11 PIT	P	
12/18 CLE	S	
12/24 MIA	S	
01/01 at NYJ	S	
2016 TTL	12-5	

+- Overtime



T.J. LANG

GUARD

Eastern Michigan

Year: 9

Draft: '09, R4 (109)-GB

Royal Oak, Mich.

Ht: 6-4

Acquired: UFA-GB '17

Born: 09/20/87

Wt: 318

Complete biographical information available on nflomg.com

TRANSACTIONS

- Signed with the Detroit Lions as an unrestricted free agent on March 12, 2017.
- Re-signed with the Packers on August 14, 2012.
- Drafted by the Green Bay Packers in the fourth round (109 overall) of the 2009 NFL draft.

PRO

After entering the NFL as a fourth round pick (109th overall) in 2009 out of Eastern Michigan, Lang spent his first eight seasons in Green Bay (2009-16). As a veteran leader along the offensive line, Lang joined the Lions as an unrestricted free agent in 2017. Entering his ninth NFL season, the veteran lineman has demonstrated value along the offensive line and has seen action at all five offensive line positions since 2013. Prior to Detroit, Lang recorded 46 consecutive regular-season games played for the Green Bay Packers.

- In his first eight seasons, Lang logged more than 100 career games and over 80 total starts.
- From 2011-15 Lang tied for the most (78) starts by any Green Bay player on the offensive side of the ball during that span.

2016: Selected to his first career Pro Bowl after playing in 13 games at right guard along the Packers offensive line.

- Helped the Packers offense win six consecutive games to end the season and an NFC North division title en route to a NFC Championship appearance.

COLLEGE

Became a four-year letterman at Eastern Michigan University after converting from defensive line to offensive line following one season. Started his final three seasons along the offensive line at both tackle positions (10 at right tackle and 26 at left tackle). Earned First Team All-Mid-American Conference honors during his senior season (2008).

PERSONAL

A native of Royal Oak, Mich., Lang attended Bloomfield Hills (Mich.) Brother Rice High School where he played for former Head Coach Al Fracassa. Alum of Eastern Michigan University where he majored in criminal justice.

T.J. LANG - NFL REGULAR SEASON STATISTICS

	TEAM	GP	GS
2009	GB	16	3
2010	GB	12	0
2011	GB	16	16
2012	GB	15	15
2013	GB	16	16
2014	GB	16	16
2015	GB	15	15
2016	GB	13	13
NFL TOTALS		119	94

T.J. LANG - NFL PLAYOFF STATISTICS

	TEAM	GP	GS
2009	GB	1	0
2010	GB	4	0
2011	GB	1	1
2012	GB	2	2
2013	GB	1	1
2014	GB	2	2
2015	GB	2	2
2016	GB	3	3
NFL TOTALS		16	11



DES LAWRENCE

CORNERBACK

North Carolina

Year: R

Draft: UDFA-Det '17

Charlotte, N.C.

Ht: 6-1

Born: 11/30/94

Wt: 185

[Complete biographical information available on nflomg.com](#)

TRANSACTIONS

- Signed by the Detroit Lions as an undrafted rookie free agent on May 12, 2017.

PRO

Joins the Lions defense as an undrafted rookie free agent out of the University of North Carolina.

COLLEGE

Played four seasons at North Carolina as a prominent force on defense. Played in 47 games and finished his career with 27 career pass defenses, fourth in UNC history.

2016: Started in all 13 games at cornerback. Assisted North Carolina in leading the ACC in pass defense. Recorded 37 tackles on the season. Finished second on the team with 10 pass defenses.

- Selected as All-ACC honorable mention.

2015: Started in all 14 games at cornerback. Recorded 59 tackles (43 solo), finishing fifth on the team.

- Finished second in the ACC with 14 pass defenses.
- Posted 16 pass defenses, finishing third in the ACC.
- Named to the ALL-ACC Second Team (coaches).
- Named to the ALL-ACC Third Team (ACSMA).

2014: Finished with 71 tackles, finishing third on the team.

- Recorded a career-best at East Carolina with 11 total tackles (five solo).
- Posted a career high with eight solo tackles at Notre Dame.

2013: Appeared in eight games, and contributed on defense and special teams.

PERSONAL

Attended Charlotte Christian High School (Charlotte, N.C.).

- Selected to Prepstar All-Atlantic Region.
- Ranked the No. 8 player in North Carolina.
- Awarded all-conference and all-state honors twice.



NEVIN LAWSON

CORNERBACK

Utah State

Lauderhill, Fla.

Born: 04/23/91

Year: 4

Ht: 5-9

Wt: 192

Draft: '14, R4 (133)-Det

[Complete biographical information available on nflomg.com](http://nflomg.com)

TRANSACTIONS

- Placed on Reserve/Injured on September 16, 2014.
- Drafted by the Detroit Lions in the fourth round (133rd overall) of the 2014 NFL Draft.

PRO

A speedy and tenacious corner, Lawson joined a blossoming crop of young Lions defensive backs in 2014 after coming to Detroit as the team's fourth-round (133rd overall) draft pick following a successful four-year career at Utah State.

2016: Totaled four tackles in Week 1 at Indianapolis (9/11).

- Contributed three total tackles in Week 2 vs. Tennessee (9/18) and added a career-high two pass defenses.
- Totaled three tackles (two solo) in Week 3 at Green Bay (9/25).
- Tied a career-high with six solo tackles in Week 4 at Chicago (10/2).
- Tallied two solo tackles and a career-high two pass defenses in Week 5 vs. Philadelphia (10/9).
- Recorded two solo tackles in Week 6 vs. Los Angeles (10/16).
- Totaled six tackles (five solo) in a 20-17 Week 7 win vs. Washington (10/23).
- Recorded three tackles (one solo) and one pass defense in Week 8 at Houston (10/30).
- Had four solo tackles in Detroit's Week 9 win at Minnesota (11/6).
- Totaled three solo tackles in Week 11 vs. Jacksonville (11/20). Added two pass defenses against Jaguars QB Blake Bortles.
- Contributed seven total tackles (six solo) in a 28-13 victory over New Orleans in Week 13 (12/4).
- Tallied four total tackles (two solo) and two pass defenses in Week 14 vs. Chicago (12/11).
- Recorded two solo tackles in Week 15 at New York Giants (12/18).
- Totaled three tackles (two solo) in Week 16 at Dallas (12/26).
- Had three total tackles (two solo) and broke up one of Packers QB Aaron Rodgers' passes in Week 17 vs. Green Bay (1/1).
- Recorded a combined seven tackles (five solo) in the NFC Wild Card Game at Seattle (1/7).

COLLEGE

Played in 49 career games (40 starts) for the Aggies. Finished his career with 205 total tackles (62 solo), 36 pass defenses 9.5 tackles for loss, six interceptions, two sacks, one forced fumble and one fumble recovery.

2013: Concluded his career at Utah State by playing in all 14 games (13 starts) and earning his first-career First Team All-Mountain West selection. His 57 tackles (33 solo), four interceptions (65 yards) and 13 pass defenses earned him the Mountain West Defensive Player of the Week award twice against Boise State (10/12) and UNLV (11/9).

- Finished the year ranked first on the team in pass defenses (13), and his 13 pass breakups and four interceptions ranked first and second on the team, respectively.
- Picked off a career-high two passes in the game against Boise State, returning one 65 yards for his first-career touchdown, while adding a career-high five pass defenses and nine tackles.

2012: As a junior, earned Second Team All-WAC honors after starting in all 13 games for the Aggies and finishing the season with 63 tackles (47 solo), two sacks (17 yards) and 10 pass defenses.

- Recorded his first two sacks of his career at San Jose State (10/13) as Utah State went on to set a single-game school record with 13 sacks in the contest.
- Had five or more tackles in nine games during the season, including a season-high eight at San Jose State.

PERSONAL

A two-year starter at both cornerback and running back at Piper (Fla.) High School, Lawson was named Second Team All-Broward County in his final prep season. As a senior, posted 68 tackles and three interceptions on defense, as well as 41 carries for 526 yards and eight touchdowns on offense. Also had two punt returns for touchdowns on special teams.

- Named team MVP as a senior and was selected to the Broward County North-South All-Star Game, where he recorded eight tackles and did not allow a pass reception.
- Also lettered in track as a sprinter in high school.
- Graduated from Utah State with a degree in interdisciplinary studies, emphasizing in health and wellness.
- Son of Clive and Jennifer Lawson.

NEVIN LAWSON - NFL REGULAR SEASON STATISTICS

TEAM	GP	GS	TACKLES							INTERCEPTIONS					O. FUMB			ST								
			TT	S	A	TFL	YDS	SK	YDS	QBH	NO	YDS	LG	TD	PD	FF	FR	YDS	TT	S	A	FF	FR			
2014	DET	2	0	1	1	0	0	0	0.0	0.0	0	0	0	0	0	0	0	0	0	0	0	0	0	0	0	0
2015	DET	15	9	41	37	4	0	0	0.0	0.0	0	0	0	0	0	7	0	0	0	6	5	1	0	0	0	
2016	DET	16	16	56	45	11	0	0	0.0	0.0	0	0	0	0	0	9	0	0	0	1	1	0	0	0	0	
NFL TOTALS		33	25	98	83	15	0	0	0.0	0.0	0	0	0	0	0	16	0	0	0	7	6	1	0	0	0	

NEVIN LAWSON - NFL PLAYOFF STATISTICS

TEAM	GP	GS	TACKLES							INTERCEPTIONS					O. FUMB			ST							
			TT	S	A	TFL	YDS	SK	YDS	QBH	NO	YDS	LG	TD	PD	FF	FR	YDS	TT	S	A	FF	FR		
2016	DET	1	1	7	5	2	0	0	0.0	0.0	0	0	0	0	0	0	0	0	0	0	0	0	0	0	0
NFL TOTALS		1	1	7	5	2	0	0	0.0	0.0	0	0	0	0	0	0	0	0	0	0	0	0	0	0	0

SINGLE-GAME HIGHS

Defensive Tackles 7 at New Orleans Saints, Dec 04, 2016

Special Team Tackles 3 at Seattle Seahawks, Oct 05, 2015

Pass Defenses 2 vs. Chicago Bears, Dec 11, 2016

2016 GAME-BY-GAME REGULAR SEASON STATISTICS (DET)

OPP	TT	S	TACKLES							INTERCEPTIONS					O. FUMB			ST							
			A	SK	YDS	TFL	YDS	QBH	NO	YDS	LG	TD	PD	FF	FR	YDS	TT	S	A	FF	FR				
09/11 at IND	S	4	3	1	0.0	0.0	0	0	0	0	0	0	0	0	0	0	0	0	0	0	0	0	0	0	0
09/18 TEN	S	3	3	0	0.0	0.0	0	0	0	0	0	0	0	0	1	0	0	0	0	0	0	0	0	0	0
09/25 at GB	S	3	2	1	0.0	0.0	0	0	0	0	0	0	0	0	0	0	0	0	0	0	0	0	0	0	0
10/02 at CHI	S	6	5	1	0.0	0.0	0	0	0	0	0	0	0	0	0	0	0	0	0	1	1	0	0	0	0
10/09 PHI	S	2	2	0	0.0	0.0	0	0	0	0	0	0	0	0	2	0	0	0	0	0	0	0	0	0	0
10/16 LA	S	2	2	0	0.0	0.0	0	0	0	0	0	0	0	0	0	0	0	0	0	0	0	0	0	0	0
10/23 WAS	S	6	5	1	0.0	0.0	0	0	0	0	0	0	0	0	0	0	0	0	0	0	0	0	0	0	0
10/30 at HOU	S	3	1	2	0.0	0.0	0	0	0	0	0	0	0	0	1	0	0	0	0	0	0	0	0	0	0
11/06 at MIN	S	4	4	0	0.0	0.0	0	0	0	0	0	0	0	0	0	0	0	0	0	0	0	0	0	0	0
11/20 JAX	S	3	3	0	0.0	0.0	0	0	0	0	0	0	0	0	2	0	0	0	0	0	0	0	0	0	0
11/24 MIN	S	1	1	0	0.0	0.0	0	0	0	0	0	0	0	0	0	0	0	0	0	0	0	0	0	0	0
12/04 at NO	S	7	6	1	0.0	0.0	0	0	0	0	0	0	0	0	0	0	0	0	0	0	0	0	0	0	0
12/11 CHI	S	4	2	2	0.0	0.0	0	0	0	0	0	0	0	0	2	0	0	0	0	0	0	0	0	0	0
12/18 at NYG	S	2	2	0	0.0	0.0	0	0	0	0	0	0	0	0	0	0	0	0	0	0	0	0	0	0	0
12/26 at DAL	S	3	2	1	0.0	0.0	0	0	0	0	0	0	0	0	0	0	0	0	0	0	0	0	0	0	0
01/01 GB	S	3	2	1	0.0	0.0	0	0	0	0	0	0	0	0	1	0	0	0	0	0	0	0	0	0	0
2016 TTL	16-16	56	45	11	0.0	0.0	0	0	0	0	0	0	0	0	9	0	0	0	1	1	0	0	0	0	0

+- Overtime



JEREMIAH LEDBETTER

DEFENSIVE TACKLE

Arkansas

Year: R

Draft: '17, R6 (205)-Det

Orlando, Fla.

Ht: 6-3

Born: 06/02/94

Wt: 280

[Complete biographical information available on nflomg.com](#)

TRANSACTIONS

- Drafted by the Detroit Lions in the sixth round (205th overall) of the 2017 NFL Draft.

PRO

Comes to Detroit after being selected in the sixth round (205th overall) of the 2017 NFL Draft.

COLLEGE

Played two seasons at Arkansas after transferring from Hutchinson Community College. Compiled 104 tackles, 15 tackles for loss and 7.5 sacks in 26 career games (25 starts).

2016: Recorded 49 total tackles, one forced fumble and two pass defenses in 13 starts for the Razorbacks.

- Led the team in sacks (5.5) and tackles for loss (7.5).
- Tied for third on the team and first among defensive linemen in tackles (49).

2015: Played in all 13 games (12 starts) as a junior after transferring to Arkansas. Took over as a starter on the defensive line in the second game of the season and never relinquished that role.

- Finished the season with 55 total tackles, 7.5 tackles for loss and two sacks.

PERSONAL

Attended Gainesville (Ga.) High School.

- Son of Weldon and Sharon Ledbetter.
- Father, Weldon played running back at Oklahoma and was selected by the Tampa Bay Buccaneers in the seventh round of the 1983 NFL Draft.
- Cousin, Isaac Byrd, played wide receiver at Kansas and was a sixth round selection by the Tennessee Titans in the 1997 NFL Draft.
- Played nose guard his senior season at Gainesville (Ga.) High School after moving from Orlando, Florida.
- Led Gainesville to the Georgia class AAA state semifinals.
- Also played basketball and baseball.



KHARI LEE

TIGHT END

Bowie State

Year: 3

Draft: UDFA-Hou '15

Baltimore, Md.

Ht: 6-4

Acquired: FA '16

Born: 01/16/92

Wt: 253

Complete biographical information available on nflomg.com

MANE FACTS

- Pronunciation: CAR-ee

TRANSACTIONS

- Re-signed by the Lions to the Reserve/Future List on January 9, 2017.
- Re-signed by the Lions to the practice squad on November 10, 2016.
- Waived by the Lions on November 8, 2016.
- Claimed off waivers by the Detroit Lions on September 6, 2016.
- Released by the Bears on September 4, 2016.
- Traded from the Texans to the Chicago Bears for a 2017th sixth-round draft pick on September 2, 2015.
- Signed by the Houston Texans as an undrafted rookie free agent on May 8, 2015.

PRO

Entered the NFL as an undrafted rookie free agent with the Houston Texans in 2015. Played in all 16 games as a rookie after being traded to Chicago on September 2, 2015. Joined the Lions via waivers in 2016.

2016: Made his Lions debut in Week 2 vs. Tennessee (9/18) by contributing on both offense and special teams.

- Saw time on both offense and special teams in Week 4 at Chicago (10/2).
- Played 19 snaps on offense and nine on special teams in Week 6 vs. Los Angeles (10/16).
- Contributed on both offense and special teams in Week 7 vs. Washington (10/23).
- Saw time on both offense and special teams in Week 8 at Houston (10/30).
- Inactive in Week 9 at Minnesota (11/6) before returning to the practice squad for the remainder of the season.

COLLEGE

A three-time All-CIAA First Team member during his four-year career at Bowie State. Played in 40 career games as an offensive target and blocking weapon.

2014: Played in 10 games and finished with a career-high 389 yards on the season.

- A career-high six rushing attempts for 43 yards.
- Had a season-high eight receptions for 105 yards against Concord.
- Averaged 11.4 yards per reception.

2013: Played in 10 games, finishing the year with 34 receptions, 352 yards and one touchdown.

- Made a career-high three tackles on special teams.

2012: Recorded 27 receptions for 351 yards and a career-high two touchdowns in 10 games.

2011: Participated in all 10 games as a true freshman, finishing with 12 receptions for 163 yards.

PERSONAL

A two-sport athlete in basketball and football at Western Tech High School (Baltimore, MD).

- Has seven sisters Kimani, Malika, Ashia, Chayla, Cydney, Mia and Nya.



STEVE LONGA

LINEBACKER

Rutgers

Year: 1

Draft: UDFA-Sea '16

Saddle Brook, N.J.

Ht: 6-0

Acquired: FA '16

Born: 09/29/94

Wt: 241

Complete biographical information available on nflomg.com

TRANSACTIONS

- Re-signed by the Lions to the Reserve/Future List on January 9, 2017.
- Re-signed by the Lions to the practice squad on October 13, 2016.
- Released by the Lions on October 11, 2016.
- Signed by the Lions to the active roster from the practice squad on October 8, 2016.
- Signed by the Detroit Lions to the practice squad on September 5, 2016.
- Waived by Seattle on September 3, 2016.
- Signed by the Seattle Seahawks as an undrafted rookie free agent on May 6, 2016.

PRO

Originally came to Detroit in 2016 as a member of the practice squad before being signed to the active roster during the middle of the 2016 regular season.

2016: Made his NFL debut in Week 5 vs. Philadelphia (10/9) and contributed on special teams. Spent the remainder of the season as a member of the practice squad.

COLLEGE

Appeared in 37 games for the Scarlet Knights. Career totals include 342 tackles (196 solo), 17 tackles for loss, seven sacks, seven pass defenses, five forced fumbles and 2 fumble recoveries.

2015: Named Honorable Mention All-Big Ten by league coaches, Third Team All-Big Ten by the media. Selected as Rutgers 2015 Defensive MVP. Finished his collegiate career as one of only two players in Rutgers history with three 100-tackle seasons.

- Appeared in and started 11 games at linebacker as a redshirt junior for the Scarlet Knights.
- Led the team in tackles with 117 and forced fumbles with two.

2014: Started all 13 games as a redshirt sophomore, leading the team with 102 tackles.

- Notched 11 tackles at Michigan State (11/22), and 10 tackles versus both Nebraska (10/25) and against Indiana (11/15).

2013: Named Rutgers Co-Defensive MVP, Second Team All-American Athletic Conference by Phil Steele, First Team Freshman All-American by Sporting News and Second Team Freshman All-America by Athlon Sports. Finished first on the team in tackles with 123.

- Recorded 12 tackles against Notre Dame in the Pinstripe Bowl (12/28).

2012: Redshirted.

PERSONAL

- Majored in labor studies and employment relations.
- Father was a professional soccer player in the family's native Cameroon.



CORNELIUS LUCAS

TACKLE

Kansas State

New Orleans, La.

Born: 07/18/91

Year: 4

Ht: 6-9

Wt: 330

Draft: UDFA-Det '14

[Complete biographical information available on nfl.com](http://nfl.com)

TRANSACTIONS

- Re-signed by the Lions as a restricted free agent on April 18, 2017.
- Signed by the Detroit Lions as an undrafted rookie free agent on May 12, 2014.

PRO

Six-foot nine offensive tackle with unrivaled length who joined S Jerome Couplin as the only other undrafted rookie free agents to make the Lions' opening-day 53-man roster in 2014. Provides key depth to the Lions offensive line.

2016: Made his 2016 debut in Week 6 vs. Los Angeles (10/16) and contributed on special teams.

- Saw time on both offense and special teams in Week 7 vs. Washington (10/23).
- Filled in briefly for T Riley Reiff at right tackle in Week 8 at Houston (10/30).
- Inactive in Weeks 11-16.
- Made his first start of the season at right tackle in the NFC Wild Card Game at Seattle (1/7). Filled in for injured T Riley Reiff in just his fifth game action of 2016.

COLLEGE

A two-time All-Big 12 performer for the Wildcats, Lucas started 26 games at left tackle for Kansas State and brings tremendous size and length at 6-9, 328 pounds to the Lions' offensive line group.

PERSONAL

Started three years at Edna Karr (La.) High School where he helped the Cougars clinch consecutive district championships in 2007 and 2008. Earned first team all-district honors and was named the Outstanding Offensive Lineman of the Year.

- Majored in marketing at Kansas State.
- Son of the late Cornelius Lucas III and Priscilla Jones.

CORNELIUS LUCAS - NFL REGULAR SEASON STATISTICS

	TEAM	GP	GS
2014	DET	15	3
2015	DET	15	3
2016	DET	5	0
NFL TOTALS		35	6

CORNELIUS LUCAS - NFL PLAYOFF STATISTICS

	TEAM	GP	GS
2014	DET	1	1
2016	DET	1	1
NFL TOTALS		2	2



KESHAWN MARTIN

WIDE RECEIVER

Michigan State

Inkster, Mich.

Born: 03/15/90

Year: 5

Ht: 5-11

Wt: 195

Draft: '12, R4 (121)-Hou

Acquired: FA '17

[Complete biographical information available on nflomg.com](#)

MANE FACTS

- Pronunciation: KEY-shawn

TRANSACTIONS

- Signed by the Detroit Lions as a free agent on March 11, 2017.
- Released by the 49ers on November 8, 2016.
- Signed by the San Francisco 49ers as an unrestricted free agent on September 27, 2016.
- Released by the Patriots on September 3, 2016.
- Traded to the New England Patriots from the Texans for an undisclosed draft pick on September 17, 2015.
- Drafted by the Houston Texans in the fourth-round (121st overall) of the 2012 NFL Draft.

PRO

Martin joins the Lions after entering the League as a fourth-round draft pick by the Texans in 2012. Martin established himself as a versatile, speed threat in his stint with the Texans. During his first three seasons (2012-14), Martin recorded 38 receptions, 416 yards and three receiving touchdowns along with 766 punt return yards and one punt return for a touchdown.

2016: Signed with the 49ers after the start of the regular season. Returned two kickoffs for 37 yards in a Week 6 (10/16) matchup at Buffalo before being released.

COLLEGE

Four-year letter winner with the Spartans as a receiver and return specialist. Accounted for touchdowns in five different ways in his career (rushing, receiving, passing, punt return and kick return). One of three Spartans in school history to return two punts for touchdowns in a career.

- Led the team with 59 plays of 20-plus yards and 17 plays of 40-plus yards for his career.
- Finished his career ranked second in Michigan State history in punt return yards (659), fourth in punt returns (65) and 10th in all-purpose yards (4,013).
- Averaged 8.4 yards per carry in his career (64 carries for 540 yards).
- Majored in sociology.

PERSONAL

Attended John Glenn High School (Westland, Mich.).

- Son of Charles McKissick and Tracy Martin.

KESHAWN MARTIN - NFL REGULAR SEASON STATISTICS

	TEAM	RUSHING							RECEIVING				
		GP	GS	NO	YDS	AVG	LG	TD	NO	YDS	AVG	LG	TD
2012	HOU	16	1	4	53	13.3	21	0	10	85	8.5	18	1
2013	HOU	16	1	0	0	0.0	0	0	22	253	11.5	32	2
2014	HOU	16	0	0	0	0.0	0	0	6	78	13.0	32	0
2015	HOU	0	0	0	0	0.0	0	0	0	0	0.0	0	0
Went from HOU to NE .													
2015	NE	9	8	1	6	6.0	6	0	24	269	11.2	39	2
2016	SF	1	0	0	0	0.0	0	0	0	0	0.0	0	0
NFL TOTALS		58	10	5	59	11.8	21	0	62	685	11.0	39	5

KESHAWN MARTIN - NFL PLAYOFF STATISTICS

	TEAM	RUSHING							RECEIVING				
		GP	GS	NO	YDS	AVG	LG	TD	NO	YDS	AVG	LG	TD
2012	HOU	2	0	1	16	16.0	16	0	0	0	0.0	0	0
2015	NE	2	0	0	0	0.0	0	0	2	57	28.5	42	0
NFL TOTALS		4	0	1	16	16.0	16	0	2	57	28.5	42	0

KESHAWN MARTIN - NFL REGULAR SEASON RETURN STATISTICS

	TEAM	KICKOFF RETURNS					PUNT RETURNS					
		RET	YDS	AVG	LG	TD	NO	FC	YDS	AVG	LG	TD
2012	HOU	31	741	23.9	54	0	22	10	267	12.1	71	0
2013	HOU	36	947	26.3	50	0	39	21	345	8.8	87t	1
2014	HOU	2	19	9.5	19	0	25	24	154	6.2	21	0
2015	HOU	0	0	0.0	0	0	0	0	0	0.0	0	0
Went from HOU to NE .												
2015	NE	10	257	25.7	75	0	8	3	92	11.5	21	0
2016	SF	2	37	18.5	20	0	0	0	0	0.0	0	0
NFL TOTALS		81	2,001	24.7	75	0	94	58	858	9.1	87t	1

KESHAWN MARTIN - NFL PLAYOFF RETURN STATISTICS

	TEAM	KICKOFF RETURNS					PUNT RETURNS					
		RET	YDS	AVG	LG	TD	NO	FC	YDS	AVG	LG	TD
2012	HOU	0	0	0.0	0	0	5	3	31	6.2	12	0
2015	NE	2	45	22.5	26	0	0	0	0	0.0	0	0
NFL TOTALS		2	45	22.5	26	0	5	3	31	6.2	12	0



SAM MARTIN

PUNTER

Appalachian State

Fayetteville, Ga.

Born: 02/27/90

Year: 5

Ht: 6-1

Wt: 211

Draft: '13, R5 (137)-Det

[Complete biographical information available on nfl.com](http://nfl.com)

MANE FACTS

- NFC Special Teams Player of the Week: 2013 (Week 3), 2016 (Week 1).

TRANSACTIONS

- Placed on Active/Non-Football Injury on July 25, 2017.
- Signed by the Lions to a contract extension on September 9, 2016.
- Drafted by the Detroit Lions in the fifth round (137th overall) of the 2013 NFL Draft.

FRANCHISE RECORDS AND NOTES

In only four NFL seasons, Martin currently holds the Lions single-game record for net punting average (55.5) and the Top-4 single season records for net punting average with a 40.4 in 2013, 40.1 in 2014, 42.0 in 2015 and 44.2 in 2016, which ranks first in Lions history. He also holds four of the Top-7 records for single-season gross punting average, as well as the highest single-game gross punting average (58.8) in franchise history.

- **2016:** Set new team single-game records for net punting average (55.5) and gross punting average (58.8) in Week 1 at Indianapolis (9/11).
- Finished the regular season with a 44.2 net punting average, breaking the previous Lions record of 42.0, which he set in 2015. His 44.2 net punting average in 2016 ranks as the third-best single-season total in NFL history since the stat became official in 1976.
- **2015:** By registering a 44.7 net punting average in the season finale at Chicago (1/3/16), Martin re-set the team's then-single-season record by completing the season with a 42.0 net punting average. He broke his previous record of 40.4 that he established in 2013. Martin is the only Lions punter since net punting became an official statistic in 1976 that has finished with a 40.0+ net punting average in a season, and he has accomplished this in each of his three NFL seasons.
- Martin showed his versatility in Week 10 vs. the Dolphins (11/9/14) as he completed two passes out of punt formation, one of which went for 24 yards to FB Jed Collins for a first down. Over the last 10 seasons, only one other NFL player has had two pass completions and two punts in the same game (Rams P Johnny Hekker in 2012). The last Lions player to do so was Earl Morrall, Detroit's starting quarterback in 1963 who assumed punting duties at midseason after Yale Lary was injured. (courtesy Elias Sports Bureau).
- **2013:** Martin finished the 2013 season with a net punting average of 40.40 and broke the then-franchise record (official statistic since 1967) for net punting average. He became the first punter in franchise history to finish the season with a 40+ yard net punting average. Martin surpassed the previous record held by P Jim Arnold (39.63) in 1987.
 - He became the second rookie punter to finish the season with a 40+ yard net punting average. His 40.40 net punting average is the second-highest in League history among rookies (since net punting became official in 1976) behind only Jacksonville P Bryan Anger (40.85) in 2012.
 - He also recorded the second highest (gross) punting average by a rookie (minimum 20 punts) in NFL history. His 47.21 ranks behind Anger's 47.84 that he accumulated in 2012.
- Martin tallied a (gross) punting average of 47.21 in 2013 (72 punts for 3,399 yards). His 47.21 average is the third highest single-season punting average in team history and he is the first Lions punter in 50 years (Hall of Fame P/S Yale Lary 48.94 in 1963) to finish the season with a 47+ yard punting average. His 2013 output trails only Yale Lary's 1963 total, which is a team single-season record, and Lary's 48.44

- average in 1961.
- Martin broke the team's rookie record for punting average (47.2) by surpassing P/RB Bob Cifer's 45.6 average in 1946.
- Martin earned NFC Special Teams Player of the Week for his performance at Washington (9/22/13), where he recorded six punts for 351 yards (52.5 average) and finished with a net punting average of 40.7. He became the first Lions punter to win the award since Jim Arnold in 1993.
 - The 72-yard punt by Martin was the second-longest in team history by a rookie, and the longest since P Bob Cifers nailed a 73-yard punt as a rookie vs. Green Bay November 17, 1946.
- Martin's average of 52.5 was the highest single-game average by a Lions punter with at least six punts since P Pat Studstill recorded a 53.0 average on seven punts vs. Chicago September 11, 1966. It is the second-highest punting average with a minimum of six punts in a game since 1960.
- With a 50.2 net punting average at Arizona (9/15/13), Martin set a new franchise record for net punting average in a game (official statistic since 1976) with a minimum of five punts.
- Martin became the first rookie punter in the NFL to record a 50.0+ net punting average with a minimum of five punts since New England P Shawn McCarthy had a 51.6 net punting average (five punts) at Buffalo 11/3/91.

PRO

Fifth-year punter who took over the Lions' punting, holding and kickoff duties in 2013, and has established himself as one of the best young legs in the NFL.

2016: Set a new team single-game record for net punting average (55.5) and tied the second-highest single-game net punting average in NFL history Week 1 at Indianapolis (9/11).

- Punted five times for 217 yards (43.4 avg.) with a long of 51 and all five landing inside the 20-yard line in Week 2 vs. Tennessee (9/18).
- Punted twice for 95 yards (47.5 avg.) with a long of 49 in Week 3 at Green Bay (9/25).
- Punted five times for 245 yards (49.0 avg.) with a long of 57 and one landing inside the 20-yard line in Week 4 at Chicago (10/2).
- Tallied three punts for 159 yards (53.0 avg.) with a long of 57 and one landing inside the 20-yard line in Week 5 vs. Philadelphia (10/9).
- Punted twice for 104 yards (52.0 avg.) with a long of 56 and one landing inside the 20-yard line in Week 6 vs. Los Angeles (10/16).
- Recorded three punts for 153 yards (51.0 avg.) with a long of 58 and one landing inside the 20-yard line in Week 7 vs. Washington (10/23).
- Punted five times for 233 yards (44.6 avg.) with a long of 52 in Week 8 at Houston. Through eight games, Martin accumulated a net punting average of 45.2, good for the second-highest total through the first eight games of a season since 1992 (45.6, Baltimore P Sam Koch in 2015).
- Punted five times for 262 yards (52.4 avg.) with a long of 55 in Week 9 at Minnesota (11/6).
- Punted six times for 291 yards (48.5 avg.) in Week 11 vs. Jacksonville (11/20), including a 61-yard boot that was downed inside the 20-yard line without a return. Landed a total of three punts inside the 20-yard line on the afternoon.
- Punted four times for 168 yards (42.0 avg.) with a long of 51 and two landing inside the 20-yard line in Week 12 vs. Minnesota (11/24).
- Used just twice in a Week 13 win at New Orleans (12/4), punting for 85 yards (42.5 avg.) with a long of 53 and one landing inside the 20-yard line.
- Punted twice for 102 yards (51.0 avg.) with a long of 57 that pinned the Bears inside their own 20-yard line without a return in Week 14 vs. Chicago (12/11).
- In Week 15 at New York Giants (12/18), he punted six times for 275 yards (45.8 avg.), including a 63-yard punt that landed inside the Giants 20-yard line with no return. The 63-yarder tied a season-long (9/11 at Ind).
- On Monday Night Football in Week 16 at Dallas (12/26), he punted four times for 196 yards (49.0 avg.) with a long of 54 and two landing inside the 20-yard line.

- Punted four times for 200 yards (50.0 avg.) with a long of 56 and two landing inside the 20-yard line in Week 17 vs. Green Bay (1/1).
- Punted five times for 232 yards (46.4 avg.) with a long of 55 and two landing inside the 20-yard line in the NFC Wild Card Game at Seattle (1/7).

COLLEGE

Ranks third in Appalachian State history with 226 punts and 9,397 yards and sixth with a 41.6-yard punting average. Became only the second specialist in Appalachian State history to be selected in the NFL Draft since Harold Alexander was drafted by the Atlanta Falcons in the third round (67th overall) of the 1993 NFL Draft.

2012: Became a multi-dimensional threat on special teams, going 7-for-10 on field goal attempts in addition to his punting duties. Had a stellar senior season, racking up a career-high 2,755 punting yards on 60 punts (45.9 avg, the largest of his career) with a long of 68 yards, nearly tying his career-long of 69.

- Named 2012 NCAA Division I FCS Punter of the Year by College Football Performance Awards and was an AP First All-American. Named First Team All-Southern Conference as a punter by the league's coaches and media and named Second Team All-SoCon as a place kicker by the league's coaches.
- Earned SoCon Player of the Week three times (9/1 at East Carolina, 10/13 vs. Samford, 11/10 vs. Furman).
- Averaged 45.9 yards per punt, ranking third nationally and second in Appalachian State history.
- Of his 60 punts in 2012, 29 were fair-caught (48.3 percent), 25 were downed inside the 20-yard line (41.6 percent), 14 traveled 50 yards or more (23.3 percent) and only 16 were returned (26.6 percent). His 25 punts downed inside the 20-yard line set a new school record.
- Took over ASU's place-kicking duties for the final four games of the season and made 23-of-27 kicks (7-of-10 field goals, 16-of-17 extra points).

PERSONAL

A former soccer standout, played just one year of high school football and was named all-county following his only gridiron campaign at Starr's Mill (Ga.) High School under Head Coach Mike Earwood.

- Four-year soccer letterman and earned all-state recognition as a junior.
- A member of the Dean's List and ASU athletics' and Southern Conference academic honor rolls, majored in business marketing (pre-law).
- Father, Tom Martin, was a three-sport athlete (soccer, basketball and baseball) at Eastern Michigan University.

SAM MARTIN - NFL REGULAR SEASON PUNTING STATISTICS

	TEAM	GP	NO	YDS	AVG	OPP		NET					
						RET	YDS	YDS	AVG	TB	IN20	LG	BK
2013	DET	16	72	3,399	47.2	32	250	2,949	40.4	10	22	72	1
2014	DET	16	68	3,138	46.1	30	311	2,727	40.1	5	29	71	0
2015	DET	16	80	3,679	46.0	43	263	3,356	42.0	3	25	66	0
2016	DET	16	62	3,010	48.5	35	210	2,740	44.2	3	23	63	0
NFL TOTALS		64	282	13,226	46.9	140	1,034	11,772	41.6	21	99	72	1

SAM MARTIN - NFL PLAYOFF PUNTING STATISTICS

	TEAM	GP	OPP			NET			TB	IN20	LG	BK	
			NO	YDS	AVG	RET	YDS	YDS					AVG
2014	DET	1	4	142	35.5	0	0	142	35.5	0	1	48	0
2016	DET	1	5	232	46.4	1	5	227	45.4	0	2	55	0
NFL TOTALS		2	9	374	41.6	1	5	369	41.0	0	3	55	0

SINGLE-GAME HIGHS

Punts	8 at Seattle Seahawks, Oct 05, 2015	Net Punting Avg	55.5 at Indianapolis Colts, Sep 11, 2016
Gross Punting Yards	367 at Seattle Seahawks, Oct 05, 2015	Longest Punts	72 at Washington Redskins, Sep 22, 2013
Gross Punting Avg	58.8 at Indianapolis Colts, Sep 11, 2016	Inside the 20	5 vs. Tennessee Titans, Sep 18, 2016
Net Punting Yards	310 vs. Buffalo Bills, Oct 05, 2014	Longest Runs	3 at Pittsburgh Steelers, Nov 17, 2013

2016 GAME-BY-GAME REGULAR SEASON STATISTICS (DET)

OPP			NO.	YDS.	AVG.	OPP RET.	YDS.	NET YDS.	AVG	TB	IN20	LG	BK	
09/11	at IND	P	4	235	58.8	2	13	222	55.5	0	2	63	0	
09/18	TEN	P	5	217	43.4	2	9	208	41.6	0	5	51	0	
09/25	at GB	P	2	95	47.5	1	1	94	47.0	0	0	49	0	
10/02	at CHI	P	5	245	49.0	3	17	228	45.6	0	1	57	0	
10/09	PHI	P	3	159	53.0	1	6	133	44.3	1	1	57	0	
10/16	LA	P	2	104	52.0	1	2	102	51.0	0	1	56	0	
10/23	WAS	P	3	153	51.0	1	16	137	45.7	0	1	58	0	
10/30	at HOU	P	5	223	44.6	5	35	188	37.6	0	0	52	0	
11/06	at MIN	P	5	262	52.4	4	31	231	46.2	0	0	55	0	
11/20	JAX	P	6	291	48.5	2	3	288	48.0	0	3	61	0	
11/24	MIN	P	4	168	42.0	2	0	168	42.0	0	2	51	0	
12/04	at NO	P	2	85	42.5	1	24	61	30.5	0	1	53	0	
12/11	CHI	P	2	102	51.0	0	0	82	41.0	1	1	57	0	
12/18	at NYG	P	6	275	45.8	4	28	227	37.8	1	1	63	0	
12/26	at DAL	P	4	196	49.0	2	5	191	47.8	0	2	54	0	
01/01	GB	P	4	200	50.0	4	20	180	45.0	0	2	56	0	
2016 TTL			16	62	3,010	48.5	35	210	2,740	44.2	3	23	63	0

+ - Overtime

2016 GAME-BY-GAME PLAYOFF STATISTICS (DET)

OPP			NO.	YDS.	AVG.	OPP RET.	YDS.	NET YDS.	AVG	TB	IN20	LG	BK	
01/07	at SEA	P	5	232	46.4	1	5	227	45.4	0	2	55	0	
2016 TTL			1	5	232	46.4	1	5	227	45.4	0	2	55	0



ROLAN MILLIGAN

SAFETY

Toledo
Year: 1
Draft: FA-Dal '16

Lake Wales, Fla.
Ht: 5-10
Acquired: FA '17

Born: 08/16/94
Wt: 200

[Complete biographical information available on nfl.com](http://nfl.com)

TRANSACTIONS

- Removed from the Active/Physically Unable to Perform list on July 31, 2017.
- Placed on Active/Physically Unable to Perform list on July 25, 2017.
- Signed by the Detroit Lions as a free agent on February 9, 2017.
- Released by the Cowboys on August 16, 2016.
- Signed by the Dallas Cowboys as an undrafted rookie free agent on May 9, 2016.

PRO

Joins the Lions after being signed as a free agent during the 2017 offseason. Entered the NFL as an undrafted rookie free agent in 2016 with Dallas. Spent a portion of the 2016 training camp with the Cowboys before being released.

COLLEGE

Played the 2015 season with the Rockets following a year at Alabama-Birmingham. Recorded 48 tackles, four tackles for loss, three forced fumbles and two interceptions in 11 games at Toledo.

2014: Played one season at UAB and started in eight games. Finished as the team's second-leading tackler with 54.

2013: Played one season of junior college at Reedley (Calif.) College. Recorded 44 tackles, three interceptions and two fumble recoveries.

PERSONAL

Attended Lakes Wales (Fla.) High School.

- Son of Earnest and Faye Hamilton.



DON MUHLBACH

LONG SNAPPER

Texas A&M

Year: 14

Draft: UDFA-Bal '04

Lufkin, Texas

Ht: 6-4

Acquired: FA '04

Born: 08/17/81

Wt: 258

[Complete biographical information available on nflomg.com](http://nflomg.com)

MANE FACTS

- Pronunciation: MULE-bach
- **PRO BOWL:** 2013

TRANSACTIONS

- Re-signed by the Lions as an unrestricted free agent on March 15, 2017.
- Re-signed by the Lions as an unrestricted free agent on March 11, 2016.
- Re-signed by the Lions as an unrestricted free agent to a one-year contract on February 27, 2015.
- Re-signed by the Lions to a one-year contract on March 14, 2013.
- Re-signed by the Lions on March 21, 2012.
- Re-signed by the Lions to a five-year deal on March 2, 2007.
- Signed by the Detroit Lions on November 9, 2004.
- Released by the Ravens on August 30, 2004.
- Signed by the Baltimore Ravens as an undrafted rookie free agent on April 30, 2004.

PRO

Muhlbach's velocity and accuracy places him among the best in the League in his specialty, and he is a critical part of the snap-hold-kick process. A deep-snapping specialist who has a crisp and consistent delivery, Muhlbach spent 2004 training camp with Baltimore before joining the Lions later that season and has been the team's long snapper ever since.

- By playing in Week 1 at Indianapolis (9/11) in 2016, Muhlbach became the ninth player in franchise history to play at least 13 seasons with the Lions, tying him for fifth place among all players for career seasons played in Lions history.
- Surpassed T Jeff Backus (191) for the fourth-most games played in Detroit Lions history by playing at New Orleans in Week 13 (12/4/16). His current total stands at 196.
- When Muhlbach snapped for long-time K Jason Hanson on the field goal team in 2004, that unit's accuracy improved with the most significant increase coming on long-range field goals. Hanson's field goal accuracy with Muhlbach as the snapper increased 5.8 percent on overall attempts. That improvement is 12.7 percent for field goals of 40-49 yards, 14.2 percent for field goals 40+-yards and 19.4 percent for field goals of 50+-yards.
- With Muhlbach snapping, Hanson was 59-of-73 (80.8 pct) on field goal attempts of 40-49-yards, 81-of-107 (75.7 pct) from 40+-yards and 25-of-37 (67.6 pct) on 50+-yard field goals over his career.

2016: Became the ninth player in franchise history to play 13 seasons with the Lions by playing in Week 1 at Indianapolis (9/11), tying him for fifth place among all players for career seasons played in Lions history.

- Played in his 182nd game as a Lion in Week 2 vs. Tennessee (9/18). Contributed to K Matt Prater successfully kicking two field goals and converting an extra point, as well as P Sam Martin punting five times for 217 yards.
- Successfully snapped for K Matt Prater as he kicked two field goals, including his 30th career 50-yarder in Week 3 at Green Bay (9/25).
- Snapped for K Matt Prater as he nailed two field goals, including his 31st career 50-yarder in Week 4 at Chicago (10/2). Also contributed to P Sam Martin punting five times for 245 yards.
- By playing in his 185th game as a Lion in Week 5 vs. Philadelphia (10/9), he tied Hall of Fame CB Dick

- LeBeau for the sixth-most games played in Detroit Lions history.
- Played in his 186th game as a Lion in Week 6 vs. Los Angeles (10/16) and moved past Hall of Fame CB Dick LeBeau (185) for the sixth-most games played in Detroit Lions history.
- By playing in his 187th game as a Lion in Week 7 vs. Washington (10/23), he tied DE Robert Porcher for the fifth-most games played in Detroit Lions history.
- By playing in his 188th game as a Lion in Week 8 at Houston (10/30), he surpassed DE Robert Porcher (187) for the fifth-most games played in Detroit Lions history.
- Tied T Jeff Backus (191) for the fourth-most games played in Detroit Lions history by playing on Thanksgiving in Week 12 vs. Minnesota (11/24).
- Surpassed T Jeff Backus (191) for the fourth-most games played in Detroit Lions history by playing at New Orleans in Week 13 (12/4).
- Successfully snapped for K Matt Prater as he notched two 50+-yard field goals (51, 53) in the NFC Wild Card Game at Seattle (1/7).

COLLEGE

Served as Texas A&M's snapper in 2003.

- Filled in as punter during his sophomore season with the Aggies.

PERSONAL

Don Lynn Muhlbach, Jr., is the son of Sally and Don Muhlbach of Lufkin, Texas.

- Born Aug. 17, 1981 in Newark, Ohio.

DON MUHLBACH - NFL REGULAR SEASON STATISTICS

	TEAM	GP
2004	DET	8
2005	DET	13
2006	DET	16
2007	DET	16
2008	DET	16
2009	DET	15
2010	DET	16
2011	DET	16
2012	DET	16
2013	DET	16
2014	DET	16
2015	DET	16
2016	DET	16
NFL TOTALS		196

DON MUHLBACH - NFL PLAYOFF STATISTICS

	TEAM	GP
2011	DET	1
2014	DET	1
2016	DET	1
NFL TOTALS		3



HALOTI NGATA

DEFENSIVE TACKLE

Oregon

Year: 12

Draft: '06, R1 (12)-Bal

Salt Lake City, Utah

Ht: 6-4

Acquired: T-Bal '15

Born: 01/21/84

Wt: 345

[Complete biographical information available on nfl.com](http://nfl.com)

MANE FACTS

- Pronunciation: ha-LOW-tee NAH-tah
- **PRO BOWL:** 2009-13; First Alternate 2008.
- Associated Press All-Pro: First Team 2010-11; Second Team 2008-09, 2012
- Named AFC Defensive Player of the Week for Week 9 during 2010 season.
- PFWA All-NFL 2009-11; PFWA All-Rookie Team 2006
- Sports Illustrated (Peter King) All-Pro Team 2010 and 2011

TRANSACTIONS

- Re-signed by the Lions as an unrestricted free agent on March 11, 2016.
- Traded to the Detroit Lions in exchange for fourth- and fifth-round picks in the 2015 NFL Draft on March 10, 2015.
- Placed on Reserve/Suspended for violating NFL Policy on PEDs on December 4, 2014.
- Re-signed by the Ravens to a five-year contract on September 20, 2011.
- Drafted by the Baltimore Ravens in the first round (12th overall) of the 2006 NFL Draft.

PRO

One of the faces of the defensive tackle position in the modern NFL over the last decade, Ngata joined the Lions' feared defensive line in 2015 after spending the previous nine seasons with the Baltimore Ravens, where he was a five-time Pro Bowler (2009-13) and two-time Associated Press First Team All-Pro selection (2010-11). Ngata played in 135 games (133 starts) for the Ravens, as well as 16 postseason games.

- In Ngata's nine seasons with Baltimore, the Ravens defense ranked second in the NFL in opponent rushing yards per game (92.5) during that span (2006-14), and first in opponent rushing touchdowns (71) during that span.
- From 2006-14, only two defensive tackles have more total tackles than Ngata (Justin Smith, 572; Kyle Williams, 455) who ranks third with 446 during that span (Credited with 528 total tackles by Ravens coaching film review).
- Was a member of the Ravens' Super Bowl win vs. San Francisco in Super Bowl XLVII. Recorded two tackles and one quarterback hit in the game.

2016: Played in his 150th career game (fourth among active defensive tackles) and contributed two total tackles in Week 1 at Indianapolis (9/11).

- Notched two tackles (one solo) and 0.5 sacks in Week 2 vs. Tennessee (9/18).
- Sacked Packers QB Aaron Rodgers once and tallied one solo tackle in Week 3 at Green Bay (9/25).
- Tallied four total tackles (three solo) in Week 4 at Chicago (10/2). Also added a hit on Bears QB Brian Hoyer.
- Started at DT in Week 5 vs. Philadelphia (10/9) before leaving the game due to injury.
- Assisted on two tackles in his first game back since missing three weeks due to injury in Week 9 at Minnesota (11/6).
- Combined for three tackles (two solo) and one hit on Jaguars QB Blake Bortles in a Week 11 win vs. Jacksonville (11/20).
- Tallied one solo tackle and one pass defense in Week 12 vs. Minnesota (11/24).
- Batted down one of Saints QB Drew Brees' passes and assisted on a tackle in Week 13 at New Orleans

HALOTI NGATA - NFL PLAYOFF STATISTICS

	TEAM	TACKLES										INTERCEPTIONS					O. FUMB			ST				
		GP	GS	TT	S	A	TFL	YDS	SK	YDS	QBH	NO	YDS	LG	TD	PD	FF	FR	YDS	TT	S	A	FF	FR
2006	BAL	1	1	3	2	1	0	0	0.0	0.0	0	0	0	0	0	0	0	0	0	0	0	0	0	0
2008	BAL	3	3	12	10	2	4	0	1.0	8.0	1	0	0	0	0	0	0	0	0	0	0	0	0	
2009	BAL	2	2	7	4	3	3	0	1.0	9.0	1	0	0	0	0	0	0	0	0	0	0	0	0	
2010	BAL	2	2	4	3	1	0	0	0.5	2.0	1	0	0	0	0	1	0	0	0	0	0	0	0	
2011	BAL	2	2	6	2	4	0	0	0.0	0.0	2	0	0	0	0	1	1	0	0	0	0	0	0	
2012	BAL	4	4	13	10	3	0	0	0.0	0.0	5	0	0	0	0	1	0	0	0	0	0	0	0	
2014	BAL	2	2	3	1	2	1	3	1.0	3.0	1	0	0	0	0	1	0	0	0	0	0	0	0	
2016	DET	1	1	3	2	1	1	6	1.0	6.0	2	0	0	0	0	0	0	0	0	0	0	0	0	
NFL TOTALS		17	17	51	34	17	9	9	4.5	28.0	13	0	0	0	0	4	1	0	0	0	0	0	0	

SINGLE-GAME HIGHS

Defensive Tackles 11 at Seattle Seahawks, Nov 13, 2011

Forced Fumbles 1 vs. Tennessee Titans, Nov 09, 2014

Sacks 2 vs. San Francisco 49ers, Nov 24, 2011

Fumble Recoveries 2 vs. Pittsburgh Steelers, Sep 11, 2011

Pass Defenses 3 at Cleveland Browns, Dec 04, 2011

Tackles For Loss 3 vs. San Francisco 49ers, Nov 24, 2011

2016 GAME-BY-GAME REGULAR SEASON STATISTICS (DET)

OPP	TACKLES										INTERCEPTIONS					O. FUMB			ST				
	TT	S	A	SK	YDS	TFL	YDS	QBH	NO	YDS	LG	TD	PD	FF	FR	YDS	TT	S	A	FF	FR		
09/11 at IND	S	2	1	1	0.0	0.0	0	0	0	0	0	0	1	0	0	0	0	0	0	0	0	0	
09/18 TEN	S	2	1	1	0.5	6.0	0	0	1	0	0	0	0	0	0	0	0	0	0	0	0	0	
09/25 at GB	S	1	1	0	1.0	0.0	0	0	0	0	0	0	0	0	0	0	0	0	0	0	0	0	
10/02 at CHI	S	3	2	1	0.0	0.0	0	0	1	0	0	0	0	0	0	0	0	0	0	0	0	0	
10/09 PHI	S	0	0	0	0.0	0.0	0	0	0	0	0	0	0	0	0	0	0	0	0	0	0	0	
10/16 LA									INACTIVE														
10/23 WAS									INACTIVE														
10/30 at HOU									INACTIVE														
11/06 at MIN	S	2	0	2	0.0	0.0	0	0	0	0	0	0	0	0	0	0	0	0	0	0	0	0	
11/20 JAX	S	3	2	1	0.0	0.0	0	0	1	0	0	0	0	0	0	0	0	0	0	0	0	0	
11/24 MIN	S	1	1	0	0.0	0.0	0	0	0	0	0	0	0	1	0	0	0	0	0	0	0	0	
12/04 at NO	S	1	0	1	0.0	0.0	0	0	0	0	0	0	0	1	0	0	0	0	0	0	0	0	
12/11 CHI	S	1	1	0	0.0	0.0	0	0	0	0	0	0	0	0	0	0	0	0	0	0	0	0	
12/18 at NYG	S	3	1	2	0.0	0.0	0	0	0	0	0	0	0	0	0	0	0	0	0	0	0	0	
12/26 at DAL	S	2	1	1	0.0	0.0	0	0	0	0	0	0	0	0	0	0	0	0	0	0	0	0	
01/01 GB	S	1	0	1	0.0	0.0	0	0	0	0	0	0	0	0	0	0	0	0	0	0	0	0	
2016 TTL	13-13	22	11	11	1.5	6.0	0	0	3	0	0	0	0	3	0	0	0	0	0	0	0	0	

+ - Overtime



STORM NORTON

TACKLE

Toledo
Year: R
Draft: UDFA-Det '17

Toledo, Ohio
Ht: 6-8

Born: 05/16/94
Wt: 306

[Complete biographical information available on nfl.com](http://nfl.com)

TRANSACTIONS

- Signed by the Detroit Lions as an undrafted rookie free agent on May 12, 2017.

PRO

Joins the Lions offensive line as an undrafted rookie free agent out of the University of Toledo.

COLLEGE

Played college football in his hometown of Toledo, Ohio for the University of Toledo where he was a considered a leader on an offensive line that allowed just five sacks on 411 passing attempts in 2015. A part of an offensive line recognized as a semifinalist for the Joe Moore award, which honors the nation's best offensive line.

2016: Played in all 13 games for the Rockets.

2015: Started in 12 games for Toledo and was named to the official watch list for the Rotary Lombardi award, presented to the nation's top lineman or linebacker.

- Named to First Team All-MAC at left tackle as well as AP All-Bowl Team.
- Key contributor to an offense that led the Mid-American Conference in rushing yards per game (207.9)

2014: Played in all 13 games for the Rockets, starting in three. Key reserve in Toledo offense that ranked No. 1 in the MAC in total offense and rushing offense.

- Moved into starting role as left tackle for the final three games of the season.

PERSONAL

Son of Phil and Karen Norton. Attended Whitmer High School (Toledo, Ohio.).

- Has an older brother, Beau.
- Was named to first team all-state, all-district and all-conference honors as a senior.
- Also participated in track & field while in high school.
- Majored in communication.



PAT O'CONNOR

DEFENSIVE END

Eastern Michigan
Year: R
Draft: '17, R7 (250)-Det

Chicago, Ill.
Ht: 6-4

Born: 11/01/93
Wt: 270

[Complete biographical information available on nflomg.com](#)

TRANSACTIONS

- Drafted by the Detroit Lions in the seventh round (250th overall) of the 2017 NFL Draft.

PRO

Joins the Lions defensive line after being drafted in the seventh round (250th overall) of the 2017 NFL Draft.

COLLEGE

Played three seasons at Eastern Michigan University. Appeared in 49 career games (36 starts) and recorded 166 total tackles (69 solo), 20 sacks, seven forced fumbles and seven pass defenses.

2016: Started in all 13 games and logged 42 total tackles, 8.5 sacks, five forced fumbles and three pass defenses.

- Earned All-MAC First Team honors.
- Set the EMU sack record since 1998 by getting to the quarterback 20 times in his career.
- Finished the season with the fifth-most sacks (8.5) in the MAC.

2015: Awarded a medical redshirt after sitting out the season due to injury.

2014: Elected the team's defensive captain and started in all 12 games on the Eagles defensive line. Recorded 64 total tackles (27 solo), 14 tackles for loss, 7.5 sacks, two forced fumbles and two pass defenses.

- Led the MAC with 7.5 sacks and was fourth in the conference in tackles for loss (14).
- Named First Team Defense All-MAC honors.
- Recorded his career-high in total tackles (12) against Toledo in the season finale.

PERSONAL

Son of James O'Connor and Donna Craig.

- Attended St. Rita High School in Chicago, Illinois with Lions WR Kenny Golladay.
- Finished his senior season with 86 tackles, seven sacks and one interception.
- Helped the Mustangs to a Catholic League Championship in 2012.
- Named 2011 *Chicago Tribune* All-State Honorable Mention.
- Earned First Team All-Catholic League Blue Honors.



MATT PRATER

KICKER

Central Florida

Year: 11

Draft: UDFA-Det '06

Estero, Fla.

Ht: 5-10

Acquired: FA '14

Born: 08/10/84

Wt: 201

[Complete biographical information available on nflomg.com](#)

MANE FACTS

- **PRO BOWL:** 2014, 2017

TRANSACTIONS

- Re-signed by the Lions as an unrestricted free agent to a three-year contract on March 9, 2015.
- Signed by the Detroit Lions as a free agent on October 7, 2014.
- Suspension lifted on October 6, 2014.
- Released by the Denver Broncos on October 3, 2014.
- Suspended four games for violating the NFL Substance Abuse Policy on August 24, 2014.
- Re-signed by the Broncos on July 2, 2012.
- Designated franchise player by the Broncos on March 5, 2012.
- Re-signed by the Broncos on July 29, 2011.
- Re-signed by the Broncos on March 9, 2008.
- Signed by the Denver Broncos on December 19, 2007.
- Signed by the Dolphins to the practice squad on November 15, 2007.
- Released by the Falcons on September 17, 2007.
- Signed by the Atlanta Falcons on August 30, 2007.
- Released by the Dolphins on August 27, 2007.
- Signed by the Miami Dolphins as a free agent on January 11, 2007.
- Released by the Lions on August 27, 2007.
- Signed by the Detroit Lions as an undrafted rookie free agent on May 4, 2006.

PRO

Eleventh-year kicker out of UCF who spent seven seasons (2007-13) with the Denver Broncos and Atlanta Falcons before joining the Lions as a free agent in 2014.

- Prater's 31 field goals made in 2016 earned him sole possession of third place on the Lions' all-time list for single-season field goals, ranking behind only K Jason Hanson's 34 in 1993 and 32 in 2012.
- With a 54-yard field goal vs. Chicago (12/11/16), Prater notched his sixth 50+-yarder of 2016 and moved into second place for most 50-yard field goals by a Lion in a single season. He finished the 2016 season with seven.
- With a 52-yard field goal at New Orleans (12/4/16), Prater joined Hanson (8 in 2009, 5 in 2011) as the only kickers in team history to make 5+ 50-yard field goals in a single season twice (5 in 2015) in their careers, and he became the first kicker in team history to make 5+ 50-yard field goals in consecutive seasons. His 52-yard field goal was his 34th 50-yarder of his career.
- With 1:45 remaining vs. Minnesota on Thanksgiving (11/24/16), Prater notched a 48-yard field goal to tie the game at 13. Following a turnover on Minnesota's next possession, Prater nailed a game-winning 40-yarder as time expired. He now has 12 career game-winning kicks with less than 2:00 to play in the fourth quarter or overtime. Overall, he has now kicked 18 game-winning or game-tying field goals with under 4:00 to play in the fourth quarter or overtime, including *six* in 2016.
- With a 50-yard field goal at Green Bay (9/25/15), Prater connected on his 30th career 50-yard field goal to become the eighth kicker in NFL history to make 30 50+-yard field goals.
- With a 59-yard field goal to end the first half in the 2015 season finale at Chicago (1/3/16), Prater set a

new team record for the longest field goal in Lions history. His 59-yarder surpassed the previous record of 56 accomplished twice by K Jason Hanson (Cle 10/8/95; at Car 11/16/08). Prater's kick was the longest in the history of Soldier Field (Bears K Robbie Gould made the previous long of 58 yards).

2016: Began his 10th NFL season by kicking his ninth career game-winning field goal (with less than 2:00 to play in the fourth quarter or in overtime) with :04 remaining in Week 1 at Indianapolis (9/11).

- Posted seven points in Week 2 vs. Tennessee (9/18), going 2-for-2 in field goals and notching a PAT after QB Matthew Stafford found WR Anquan Boldin for a 24-yard score in the first quarter.
- Connected on a 50-yard field goal in Week 3 at Green Bay (9/25), becoming the eighth kicker in NFL history to make 30 50+-yard field goals. Contributed nine points on the day.
- Nailed a 50-yard field goal in the second quarter in Week 4 at Chicago (10/2), marking his 31st career 50+-yarder. Finished 2-for-2 on the afternoon.
- Connected on a 29-yard field goal with 1:28 remaining in Week 5 vs. Philadelphia (10/9) to give the Lions a 24-23 victory. It was his 10th game-winning field goal with less than 2:00 to play in the fourth quarter or overtime, and second in 2016. He has now kicked 14 game-winning or game-tying field goals with under 4:00 to play in the fourth quarter or overtime in his 10 year career.
- Kicked a 34-yard game-winning field goal with 1:29 left to play in Week 6 vs. Los Angeles (10/16). It was his second game-winner in as many weeks and third of the season. He now has 11 career game-winning kicks with less than 2:00 to play in the fourth quarter or in overtime and 15 career game-winning or game-tying field goals with under 4:00 to play in the fourth quarter or in overtime.
- Posted eight points in Week 7 vs. Washington (10/23), going 2-for-3 in field goals and notching two PAT's.
- Nailed two field goals and a PAT in Week 8 at Houston (10/30), posting seven points.
- Forced the game into overtime with a game-tying 58-yard field goal as time expired as part of a 3-for-3 (47, 53, 58) afternoon in Week 9 at Minnesota (11/6). His 58-yarder was the second-longest field goal in team history and longest game-tying or game-winning field goal in the fourth quarter or overtime.
 - It was his fourth game-tying or game-winning field goal this season with less than two minutes to play in the fourth quarter and the 12th of his career.
 - Notched his 200th career field goal on a 53-yarder with 12:33 left to play in the fourth quarter.
 - Joined K Jim Martin (vs. Bal 10/23/60) and K Jason Hanson (four times) as the only kickers in team history with two 50+-yard field goals in a single game. Also moved past K Adam Vinatieri (32) for eighth on the NFL's all-time 50-yard field goal list with 33.
- Kicked two field goals and totaled eight points in Week 11 vs. Jacksonville (11/20).
- Accounted for 10 of Detroit's 16 points in the team's 16-13 Week 12 come-from-behind victory over Minnesota on Thanksgiving Day (11/24).
 - With 1:45 remaining, he notched a 48-yard field goal to tie the game at 13. Following a turnover on Minnesota's next possession, Prater nailed a game-winning 40-yarder as time expired. He now has 12 career game-winning kicks with less than 2:00 to play in the fourth quarter or overtime.
 - Overall, he has now kicked 18 game-winning or game-tying field goals with under 4:00 to play in the fourth quarter or overtime, including six in 2016.
- Set a single-game career high with five successful field goal attempts (27, 29, 32, 27, 52) in Week 13 at New Orleans (12/4). Also notched a PAT, totalling 16 points on the afternoon, which also set a new single-game career high.
- Connected on both field goals (29, 54) and posted eight points in Week 14 vs. Chicago (12/11).
 - By nailing a 54-yarder in the third quarter, Prater connected on his 35th-career 50-yard field goal and sixth of 2016, which moved him into second place on the franchise's all-time list for most 50-yard field goals in a single season.
- In Week 15 at New York Giants (12/18), he made field goals of 48 and 33 yards. Prater (30) joined K Jason Hanson (34 in 1993, 32 in 2012) as the only kickers in team history to make 30+ field goals in a season.
- Successfully kicked three extra points in Week 16 at Dallas (12/26).
- Connected on his seventh 50+-yard field goal of the season in Week 17 vs. Green Bay (1/1), a 54-yarder that brought his season total to 31 made field goals, a career-best and the third-highest single-season total in

team history.

- Prater (124) led the team in scoring for the third consecutive season and became the first player since K Jason Hanson to reach 120+ points. He joined Hanson (5 times; 1993, 1995, 2007, 2011, 2012), RB Doak Walker (1950) and K Eddie Murray (1981) as the only players in team history to score 120+ points in a season.
- Notched two 50+ yard field goals (51, 53) for the Lions only points of the NFC Wild Card Game at Seattle (1/7).

COLLEGE

In 46 career games at the University of Central Florida, Prater finished his career tied for first in school history in field goals made (50) and ranked fourth in scoring (258 pts.).

2005: Made 17-of-26 (.654) field goal attempts as a senior with a 49-yard long for UCF.

PERSONAL

Prater was a second-team all-state selection as a senior at Estero (Fla.) High School. Named first-team all-conference and all-Southwest Florida.

- Connected on 56-of-58 extra point attempts and made 14 field goals while placing 84 percent of his kickoffs into the end zone for Estero.
- Majored in psychology at Central Florida.

MATT PRATER - NFL REGULAR SEASON STATISTICS

	TEAM	GP	FGM	FGA	PCT	LG	XP	XPA	PCT	BLK	PTS
2007	ATL	2	1	4	25.0	45	1	1	100.0	0	4
Went from ATL to MIA .											
2007	MIA	0	0	0	0.0	0	0	0	0.0	0	0
Went from MIA to DEN .											
2007	DEN	2	0	0	0.0	0	0	0	0.0	0	0
2008	DEN	16	25	34	73.5	56	39	40	97.5	0	114
2009	DEN	16	30	35	85.7	51	32	32	100.0	0	122
2010	DEN	12	16	18	88.9	59	28	29	96.6	0	76
2011	DEN	16	19	25	76.0	59	30	30	100.0	1	87
2012	DEN	16	26	32	81.3	53	55	55	100.0	0	133
2013	DEN	16	25	26	96.2	64	75	75	100.0	0	150
2014	DEN	0	0	0	0.0	0	0	0	0.0	0	0
Went from DEN to DET .											
2014	DET	11	21	26	80.8	52	21	21	100.0	2	84
2015	DET	16	22	24	91.7	59	36	39	92.3	0	102
2016	DET	16	31	36	86.1	58	31	33	93.9	0	124
NFL TOTALS		139	216	260	83.1	64	348	355	98.0	3	996

MATT PRATER - NFL PLAYOFF STATISTICS

	TEAM	GP	FGM	FGA	PCT	LG	XP	XPA	PCT	BLK	PTS
2011	DEN	2	4	4	100.0	41	3	3	100.0	0	15
2012	DEN	1	0	1	0.0	0	5	5	100.0	0	5
2013	DEN	3	5	6	83.3	54	5	5	100.0	0	20
2014	DET	1	2	2	100.0	39	2	2	100.0	0	8
2016	DET	1	2	2	100.0	53	0	0	0.0	0	6
NFL TOTALS		8	13	15	86.7	54	15	15	100.0	0	54

REGULAR SEASON FIELD-GOAL ACCURACY

	TEAM	1-19	PCT	20-29	PCT	30-39	PCT	40-49	PCT	50+	PCT
2007	ATL	0-0	0.0	0-1	0.0	0-0	0.0	1-3	33.3	0-0	0.0
Went from ATL to MIA .											
2007	MIA	0-0	0.0	0-0	0.0	0-0	0.0	0-0	0.0	0-0	0.0
Went from MIA to DEN .											
2007	DEN	0-0	0.0	0-0	0.0	0-0	0.0	0-0	0.0	0-0	0.0
2008	DEN	0-0	0.0	7-8	87.5	8-9	88.9	5-11	45.5	5-6	83.3
2009	DEN	0-0	0.0	14-14	100.0	6-8	75.0	8-10	80.0	2-3	66.7
2010	DEN	0-0	0.0	3-3	100.0	7-7	100.0	4-5	80.0	2-3	66.7
2011	DEN	0-0	0.0	5-6	83.3	8-8	100.0	3-7	42.9	3-4	75.0
2012	DEN	1-1	100.0	7-7	100.0	10-11	90.9	5-9	55.6	3-4	75.0
2013	DEN	2-2	100.0	4-4	100.0	5-5	100.0	8-8	100.0	6-7	85.7
2014	DEN	0-0	0.0	0-0	0.0	0-0	0.0	0-0	0.0	0-0	0.0
Went from DEN to DET .											
2014	DET	0-0	0.0	8-8	100.0	4-5	80.0	6-8	75.0	3-5	60.0
2015	DET	0-0	0.0	3-3	100.0	8-9	88.9	6-6	100.0	5-6	83.3
2016	DET	0-0	0.0	10-10	100.0	4-5	80.0	10-14	71.4	7-7	100.0
NFL TOTALS		3-3	100.0	61-64	95.3	60-67	89.6	56-81	69.1	36-45	80.0

PLAYOFF FIELD-GOAL ACCURACY

	TEAM	1-19	PCT	20-29	PCT	30-39	PCT	40-49	PCT	50+	PCT
2011	DEN	0-0	0.0	2-2	100.0	1-1	100.0	1-1	100.0	0-0	0.0
2012	DEN	0-0	0.0	0-0	0.0	0-0	0.0	0-0	0.0	0-1	0.0
2013	DEN	1-1	100.0	1-1	100.0	1-1	100.0	1-2	50.0	1-1	100.0
2014	DET	0-0	0.0	0-0	0.0	2-2	100.0	0-0	0.0	0-0	0.0
2016	DET	0-0	0.0	0-0	0.0	0-0	0.0	0-0	0.0	2-2	100.0
NFL TOTALS		1-1	100.0	3-3	100.0	4-4	100.0	2-3	66.7	3-4	75.0

SINGLE-GAME HIGHS

Field Goals Made	5 at New Orleans Saints, Dec 04, 2016	PATs Made	7 vs. Philadelphia Eagles, Sep 29, 2013
Field Goal Attempts	5 at New Orleans Saints, Dec 04, 2016	PAT Attempts	7 vs. Philadelphia Eagles, Sep 29, 2013
Longest Field Goals Made	64 vs. Tennessee Titans, Dec 08, 2013	Points	16 at New Orleans Saints, Dec 04, 2016

2016 GAME-BY-GAME REGULAR SEASON STATISTICS (DET)

			FIELD GOALS				EXTRA POINTS				
OPP			FGM	FGA	PCT	LG	XP	XPA	PCT	BLK	PTS
09/11	at IND	P	1	1	100.0	43	4	5	80.0	0	7
09/18	TEN	P	2	2	100.0	42	1	1	100.0	0	7
09/25	at GB	P	2	3	66.7	50	3	3	100.0	0	9
10/02	at CHI	P	2	2	100.0	50	0	0	0.0	0	6
10/09	PHI	P	1	1	100.0	29	3	3	100.0	0	6
10/16	LA	P	1	1	100.0	34	4	4	100.0	0	7
10/23	WAS	P	2	3	66.7	43	2	2	100.0	0	8
10/30	at HOU	P	2	3	66.7	47	1	1	100.0	0	7
11/06	at MIN	P	3	3	100.0	58	1	1	100.0	0	10
11/20	JAX	P	2	2	100.0	43	2	3	66.7	1	8
11/24	MIN	P	3	3	100.0	48	1	1	100.0	0	10
12/04	at NO	P	5	5	100.0	52	1	1	100.0	0	16
12/11	CHI	P	2	2	100.0	54	2	2	100.0	0	8
12/18	at NYG	P	2	2	100.0	48	0	0	0.0	0	6
12/26	at DAL	P	0	1	0.0	0	3	3	100.0	0	3
01/01	GB	P	1	2	50.0	54	3	3	100.0	0	6
2016 TTL		16	31	36	86.1	58	31	33	93.9	1	124

+- Overtime

2016 GAME-BY-GAME PLAYOFF STATISTICS (DET)

			FIELD GOALS				EXTRA POINTS				
OPP			FGM	FGA	PCT	LG	XP	XPA	PCT	BLK	PTS
01/07	at SEA	P	2	2	100.0	53	0	0	0.0	0	6
2016 TTL		1	2	2	100.0	53	0	0	0.0	0	6



GLOVER QUIN

SAFETY

New Mexico

Year: 9

Draft: '09, R4 (112)-Hou

Summit, Miss.

Ht: 6-0

Acquired: UFA-Hou '13

Born: 01/15/86

Wt: 207

[Complete biographical information available on nfl.com](http://nfl.com)

MANE FACTS

- Pronunciation: GLOW-ver
- **PRO BOWL:** 2015
- Associated Press All-Pro: Second Team 2014.
- Named NFC Defensive Player of the Week for Week 15 of 2014.
- Received the Media Good Guy Award for 2014 from the Detroit Sports Broadcasters Association.
- Voted by his teammates for the Joe Schmidt Leadership Award and Lem Barney Defensive MVP in 2016.

TRANSACTIONS

- Signed by the Lions to a contract extension through the 2019 season on July 30, 2017.
- Signed by the Detroit Lions as an unrestricted free agent to a five-year contract on March 13, 2013.
- Drafted by the Houston Texans in the fourth round (112th overall) of the 2009 NFL Draft.

PRO

Ninth-year safety that brings an experienced skill set to the Lions' secondary. Earned the first Pro Bowl nod of his career following the 2014 season. Joined the Lions in 2013 after spending four seasons with the Houston Texans (2009-12).

- Currently has the longest active streak of consecutive starts among safeties (116) and is second to Dallas CB Brandon Carr (144) among defensive backs.
- With seven interceptions to cap off 2014, Quin became the first Lions player to lead the NFL in interceptions since Hall of Fame CB Lem Barney in 1967 when he registered 10 during his exceptional rookie campaign. He is also the first Lions defensive player to record seven interceptions in a season since S Kurt Schulz (7) in 2000. Quin is now the fourth Lions defensive player (fifth time) to lead the NFL in interceptions during a season.
- In the 2015 season finale at Chicago (1/3/16), Quin started his 100th consecutive game, including his 48th straight start since joining the Lions. With four interceptions in 2015, Quin became the first Lions defensive player to tally 4+ interceptions in back-to-back seasons since CB Dré Bly accomplished this three-straight years from 2003-05 (6 in 2003, 4 in 2004, 6 in 2005).

2016: Tallied three total tackles and one pass defense in Week 1 at Indianapolis (9/11).

- Totaled three tackles (two solo) and recorded his league-leading 15th interception since 2013 when he picked off Titans QB Marcus Mariota in Week 2 vs. Tennessee (9/18).
- Tied a team-high five total tackles (three solo) and was one of four defensive starters to play every snap in Week 3 at Green Bay (9/25).
- Continued to show his durability by playing every snap and contributing seven solo tackles from the safety position in Week 4 at Chicago (10/2).
- Tallied four total tackles (three solo) in Week 5 vs. Philadelphia (10/9).
- One of two Lions defensive starters to play every snap in Week 6 vs. Los Angeles (10/16). Contributed four total tackles (three solo) in his 106th consecutive start at safety.
- Made his 107th consecutive start at safety and tallied four tackles (two solo) in Week 7 vs. Washington (10/23).
- Played all 67 snaps at safety in Week 8 at Houston (10/30), posting six tackles (four solo).
- Totaled nine tackles (eight solo) including one tackle for loss when he stopped Vikings RB Ronnie

Hillman four yards behind the line of scrimmage in Week 9 at Minnesota (11/6). His nine tackles were his third-highest single-game total of his career and the most in a game since joining the Lions in 2013.

- Had two solo tackles and forced a fumble recovered by LB Antwone Williams in Week 11 vs. Jacksonville (11/20).
- Totaled four tackles, two solo in Week 12 vs. Minnesota (11/24).
- Registered his second interception of the season in Week 13 at New Orleans (12/4) when he picked off Saints QB Drew Brees along the sideline midway through the third quarter. Added five total tackles and two pass defenses, marking his third career game with 5+ tackles, one interception and 2+ pass defenses.
- Recorded two solo tackles in Week 15 at New York Giants (12/18).
- Totaled six tackles (two solo) including one for loss and defended one pass in the NFC Wild Card Game at Seattle (1/7).

COLLEGE

Played in 36 career games with 34 starts while at New Mexico. Finished his career with 156 tackles, a school record 32 pass break-ups and seven interceptions.

- Earned consensus First Team All-MWC honors in 2008 after being an Honorable Mention pick his first two years.
- Named 2007 First Team All-MWC selection when he helped lead the Lobos pass defense to a No. 20 national ranking.
- Graduated with a degree in business administration in December 2008.

PERSONAL

Attended North Pike High School in Summit, Miss., where he was a four-year letterman in football and basketball and was the Jaguars' team MVP in both sports as a senior.

- Totaled 2,552 rushing yards, 224 tackles and 13 interceptions in his prep career
- Played for Head Coach Adam Barron and received the U.S. Army Scholar-Athlete Award.

GLOVER QUIN - NFL REGULAR SEASON STATISTICS

	TEAM	GP		TT	S	A	TACKLES					INTERCEPTIONS					O. FUMB			ST				
		GS	GS				TFL	YDS	SK	YDS	QBH	NO	YDS	LG	TD	PD	FF	FR	YDS	TT	S	A	FF	FR
2009	HOU	15	12	64	54	10	3	0	0.0	0.0	0	0	0	0	11	0	0	0	4	2	2	0	0	
2010	HOU	16	16	85	71	14	3	0	0.0	0.0	1	3	12	10	0	14	1	2	3	0	0	0	0	0
2011	HOU	16	16	77	59	18	2	0	0.0	0.0	0	0	0	0	9	0	1	0	0	0	0	0	0	0
2012	HOU	16	16	84	64	20	6	0	1.0	8.0	1	2	22	22	0	13	2	0	0	0	0	0	0	0
2013	DET	16	16	57	44	13	2	17	2.0	20.0	1	3	57	42	0	8	1	1	0	0	0	0	0	0
2014	DET	16	16	73	57	16	2	2	0.0	0.0	0	7	117	56	0	10	0	0	0	0	0	0	0	0
2015	DET	16	16	67	56	11	0	0	0.0	0.0	0	4	77	31t	1	5	1	0	0	0	0	0	0	0
2016	DET	16	16	68	55	13	2	4	0.0	0.0	1	2	0	0	5	1	0	0	0	0	0	0	0	0
NFL TOTALS		127	124	575	460	115	20	23	3.0	28.0	4	21	285	56	1	75	6	4	3	4	2	2	0	0



MICHAEL RECTOR

WIDE RECEIVER

Stanford
Year: R
Draft: UDFA-Det '17

Gig Harbor, Wash.
Ht: 6-1

Born: 12/16/93
Wt: 190

[Complete biographical information available on nfl.com](http://nfl.com)

TRANSACTIONS

- Signed by the Detroit Lions as an undrafted rookie free agent on May 12, 2017.

PRO

Rector joins the Lions receiving corps as an undrafted rookie free agent out of Stanford.

COLLEGE

Played in 54 games at Stanford University. Recorded 104 receptions for 1,681 career yards, 15 receiving touchdowns and one rushing touchdown.

2016: Played and started all 13 games for Stanford where he caught 32 passes for 367 yards and three touchdowns. Also rushed for 71 yards and a touchdown on the season.

2015: During his 2015 campaign, Rector played in 14 games for the Cardinals. Posted 34 receptions for 559 yards and seven touchdowns on the season.

- Hauled in two receptions for 73 yards and two touchdowns in Stanford's 46-16 victory in the 2016 Rose Bowl.

2014: Played in 13 games for Stanford in which he compiled 24 catches for 324 yards.

2013: Earned Stanford's most outstanding award as a redshirt freshman after playing in all 14 games and earning three starts. Caught 14 passes for 431 yards and three touchdowns.

- Earned Pac-12 All-Academic honorable mention.
- Averaged 30.8 yards a catch

PERSONAL

Son of Tony and LoAnn Rector. Attended Bellarmine Preparatory School (Tacoma, WA.).

- Has one older brother, Sean.
- Was a three-year football varsity letterman where he hauled in 44 receptions for 918 yards and 13 touchdowns as a senior.
- Holds high school records for single-season receiving yards (1,078), yards per catch (20.86), and touchdowns (13).
- Also played soccer and track & field.
- Majored in human biology.



KASEY REDFERN

PUNTER

Wofford

Jamestown, N.C.

Born: 09/26/91

Year: 1

Ht: 6-1

Wt: 204

Draft: UDFA-Jax '14

Acquired: FA '17

Complete biographical information available on nflomg.com

TRANSACTIONS

- Signed by the Detroit Lions as a free agent on April 25, 2017.
- Released by the Browns on September 3, 2016.
- Traded by the Panthers to the Cleveland Browns on August 29, 2016.
- Signed by the Carolina Panthers on August 16, 2016.
- Released by the Chargers on August 9, 2016.
- Signed by the San Diego Chargers on January 6, 2016.
- Released by the Chargers from the practice squad on December 31, 2015.
- Signed by the San Diego Chargers to the practice squad on December 22, 2015.
- Released by the Jaguars on August 29, 2015.
- Signed by the Jaguars on January 27, 2015.
- Released by the Jaguars on August 29, 2014.
- Signed by the Jacksonville Jaguars as an undrafted rookie free agent on June 19, 2014.

PRO

2016: Spent time with the Chargers and Panthers during training camp before being traded to the Browns during the preseason. Finished the preseason with Cleveland before being released.

Joins the Lions as a free agent after most recently spending time with the Cleveland Browns. Spent time on the Chargers practice squad in 2015 before joining the Carolina Panthers during the 2016 preseason. Entered the League as an undrafted rookie free agent with the Jaguars in 2014.

COLLEGE

Played in 36 career games at Wofford as a versatile specials teamer. Saw action as a punter, field goal kicker and kick off specialist. Finished his career with 120 total punts with an average of 40.3 yards per punt. Recorded 173 kickoffs with 53 total touchbacks. Made 11 field goals in his career on 19 attempts, including a career-long of 53 yards.

- Ranked sixth in the Southern Conference in punting average in 2012.
- Named to the Southern Conference Academic Honor Roll as a sophomore.
- Played in all 13 games as a kickoff specialist and punter in his freshman season (2010).
- Named to the Southern Conference All-Freshman Team.

PERSONAL

Son of Kevin and Kelly Redfern.

- Attended Ragsdale High School (Jamestown, N.C.).
- Majored in accounting.



JALEN REEVES-MAYBIN

LINEBACKER

Tennessee

Clarksville, Tenn.

Born: 01/31/95

Year: R

Ht: 6-0

Wt: 230

Draft: '17, R4 (124)-Det

[Complete biographical information available on nflomg.com](#)

TRANSACTIONS

- Drafted by the Detroit Lions in the fourth round (124th overall) in the 2017 NFL Draft.

PRO

Enters his rookie season in the Lions linebacker corps after being selected in the fourth round (124th overall) by Detroit.

COLLEGE

Recorded 240 total tackles (149 solo), 27 tackles for loss, eight sacks, four fumble recoveries, four pass defenses and two forced fumbles in 41 career games for the Volunteers.

2016: Recorded 20 tackles after starting his first four games of the season at linebacker before being sidelined for the rest of the season due to a shoulder injury.

2015: Started in all 13 games for a second consecutive year at linebacker as a junior. Posted career-highs with 105 total tackles (66 solo), six sacks, 14 tackles for loss, two forced fumbles and two fumble recoveries while adding four pass defenses.

Posted a career-high 21 tackles against Oklahoma, the most tackles by a player in NCAA FBS in 2015.

2014: Started in all 13 games at linebacker as a sophomore and finished ninth in the SEC in tackles per game (7.8).

2013: Spent time at linebacker and defensive back in 11 games. Stood out on special teams as a true freshman where he recorded a team-best 11 special teams tackles.

PERSONAL

Son of LaDawn Reeves and Marques Maybin. Attended Northeast High School (Clarksville, Tenn.).

- Gained more than 2,000 rushing yards as a senior, including 1,000 yards in three postseason games with more than 300 yards in each game.
- Recorded 103 tackles, 10 forced fumbles, three fumble recoveries and one sack as a junior while running for 1,468 yards and 31 touchdowns on 170 rushing attempts. Completed 50.9 percent of his passes for 1,267 yards and 15 touchdowns.
- All-State on defense in 2012 by the Tennessee Sports Writers.
- First Team All-State linebacker as a junior.
- Area player of the year as a junior.
- Area offensive player of the year as a sophomore.



THEO RIDDICK

RUNNING BACK

Notre Dame

Manville, N.J.

Born: 05/04/91

Year: 5

Ht: 5-9

Wt: 201

Draft: 13, R6 (199)-Det

Complete biographical information available on nflomg.com

TRANSACTIONS

- Placed on Reserve/Injured on December 31, 2016.
- Signed by the Lions to a contract extension on September 9, 2016.
- Drafted by the Detroit Lions in the sixth round (199th overall) of the 2013 NFL Draft.

PRO

Fifth-year running back who brings excellent quickness and balance in open space to the Lions' offensive attack. Possesses the skill set to be a major threat in the passing game with his ability to catch out of the backfield.

- WR Golden Tate (91), WR Anquan Boldin (67), TE Eric Ebron (61), WR Marvin Jones Jr. (55) and Riddick (53) each totaled 50+ receptions in 2016. The Lions are the fifth team in NFL history, and first in franchise history, to feature five different players with at least 50 catches in a season. Other teams to accomplish this include the 1980 Cleveland Browns, 1994 New England Patriots, 2011 New Orleans Saints and 2013 Denver Broncos.
- With Riddick (80), WR Golden Tate (90) and WR Calvin Johnson (88) each reaching the 80-catch mark in 2015, it marked the first time in team history that three teammates each finished with at least 80 receptions. The Lions accomplished this feat for the fifth time in NFL history, joining the 2000 St. Louis Rams, 2002 Oakland Raiders, 2011 New Orleans Saints and 2014 Chicago Bears.
- With his seventh catch on a seven-yard gain with 3:19 left to play in the fourth quarter vs. San Francisco (12/27/15), Riddick set a new franchise record for the most single-season receiving yards by a running back in team history (668).
- With four receptions in the 2015 season finale at Chicago (1/3/16), Riddick set a new franchise record for the most receptions (80) by a Lions running back in a season. He broke the previous record of 77 set by FB James Jones in 1984. He is the first Lions running back ever to catch 80+ passes in a season.

2016: Registered his first career multi-touchdown game, including a career-long 21-yard touchdown run and recorded a career-high 108 yards of total offense in Week 1 at Indianapolis (9/11).

- Totaled 65 yards of offense in Week 2 vs. Tennessee (9/18), rushing 11 times for 37 yards and catching four balls for 28 yards.
- Caught seven balls out of the backfield for 39 yards and ran for nine more in Week 3 at Green Bay (9/25).
- Ran 11 times for 31 yards and hauled in four catches for 27 yards in Week 4 at Chicago (10/2).
- Totaled 82 yards of offense and hauled in two touchdowns from QB Matthew Stafford in Week 5 vs. Philadelphia (10/9). Became the first Lions running back to register two receiving touchdowns in a game since RB Horace King vs. Minnesota (12/9/78). Also became the fourth Lions running back to record 10+ receiving touchdowns over a three-year span.
- Inactive in Weeks 6-7.
- Made his first start at running back since Week 5, totaling a single-game career high 133 yards out of the backfield, including a receiving touchdown in Week 8 at Houston (10/30). His 56 rushing yards and 77 receiving yards were also both single-game career highs. It was his second game of 2016 with 100+ total yards from scrimmage (108 at Ind, 9/11).
 - With his 11th career touchdown reception, Riddick moved past Mel Farr (10, 1967-73), James Jones (10, 1983-88) and Barry Sanders (10, 1989-98) for fourth among franchise running backs in career receiving touchdowns.

- Continued to be a focal point of the offense in Week 9 at Minnesota (11/6) by rushing 14 times for 70 yards and catching one ball out of the backfield for six yards.
- Led the Lions in both rushing (four carries, 13 yards) and receiving (eight receptions, 70 yards) in Week 11 vs. Jacksonville (11/20). It marked the first time a Lion has led the team in both rushing and receiving yards since Joiqie Bell in 2013 (91 rushing, 63 receiving, 12/23 vs. NYG).
 - With eight receptions vs. Jacksonville, he joined FB James Jones as the only running backs in team history with 120+ receptions over a two-year span. His 123 receptions tied Jones (123, 1983-84) for the most receptions by a Lions RB over a two-year span.
- Ran nine times for 45 yards and caught five balls out of the backfield for another 13 yards in Week 12 vs. Minnesota (11/24).
- Caught a one-yard touchdown pass from QB Matthew Stafford in Week 13 at New Orleans (12/4), which set a new career single-season high for receiving touchdowns with five. Became just the sixth Lions running back in team history to record 5+ touchdowns in a single-season.
 - With five receptions at New Orleans, Riddick (133) became the first Lions running back in team history to catch 130+ passes over a two-year span.
- Inactive due to injury in Weeks 14-16.
- Placed on Reserve/Injured prior to the season finale vs. Green Bay (1/1).

COLLEGE

A multi-dimensional weapon at running back, slot receiver and kick returner in his four years with the Fighting Irish offense, Riddick played in 45 games (26 starts), including nine at tailback and 17 at slot receiver. Finished his career with 224 carries for 1,169 yards (4.79 avg) and five touchdowns, as well as 120 receptions for 1,263 yards (10.53 avg) at 10 touchdowns.

- Also returned 47 kickoffs for 1,051 yards (22.36 avg).
- Altogether, touched the ball 414 times for a total of 3,482 all-purpose yards (77.38 per game) in his career.

PERSONAL

Attended Immaculata (Somerville, N.J.) High School where he played football for head coach Pierce Frauenheim as a standout running back, receiver, defensive back and return specialist. Led the Spartans to a perfect 12-0 record on their way to capturing a state title during his sophomore season in 2006.

- Closed his prep career with 4,042 rushing yards and 52 touchdowns. On defense, he recorded 50 tackles, three interceptions and six pass breakups.
- Son of Celeste Bell.

THEO RIDDICK - NFL REGULAR SEASON STATISTICS

	TEAM	RUSHING							RECEIVING				
		GP	GS	NO	YDS	AVG	LG	TD	NO	YDS	AVG	LG	TD
2013	DET	14	0	9	25	2.8	7	1	4	26	6.5	8	0
2014	DET	14	2	20	51	2.6	9	0	34	316	9.3	41	4
2015	DET	16	1	43	133	3.1	16	0	80	697	8.7	34	3
2016	DET	10	8	92	357	3.9	42	1	53	371	7.0	23	5
NFL TOTALS		54	11	164	566	3.5	42	2	171	1,410	8.2	41	12



MICHAEL ROBERTS

TIGHT END

Toledo

Year: R

Draft: '17, R4 (127)-Det

Cleveland, Ohio

Ht: 6-5

Born: 05/07/94

Wt: 270

[Complete biographical information available on nflomg.com](#)

TRANSACTIONS

- Drafted by the Detroit Lions in the fourth round (127th overall) of the 2017 NFL Draft.

PRO

Enters his rookie season with the Lions after being selected in the fourth round (127th overall) of the 2017 NFL Draft.

COLLEGE

Played the tight end position as a massive, versatile threat for the Toledo Rockets over four seasons. Posted career totals of 70 receptions, 832 receiving yards and 22 touchdowns in 39 career games (14 starts).

2016: Started in all 13 games for the first time in his career. Led the nation's tight ends in touchdown receptions. Broke the school record for receiving touchdowns in a single season (16), previously held by former NFL receiver Lance Moore (14 in 2004).

- Named First Team All-America by the Football Writers Association of America.
- First Team All-MAC selection.

2015: Played in 12 games (one start) and hauled in 21 receptions for 234 receiving yards and four touchdowns.

2014: Appeared in nine games and caught two touchdown passes on just four receptions.

2013: Appeared in three games as a true freshman.

PERSONAL

Mother is Maria Young. Attended Benedictine High School (Cleveland, Ohio).

- Earned First Team All-League honors in his junior and senior season.
- Caught 51 passes as a senior.
- Criminal justice major.



A'SHAWN ROBINSON

DEFENSIVE TACKLE

Alabama
Year: 2
Draft: '16, R2 (46)-Det

Fort Worth, Texas
Ht: 6-4

Born: 03/21/95
Wt: 320

[Complete biographical information available on nfl.com](http://nfl.com)

MANE FACTS

- Pronunciation: AY-shawn

TRANSACTIONS

- Drafted by the Detroit Lions in the second round (46th overall) of the 2016 NFL Draft.

PRO

2016: Logged an impressive rookie season in which he played in all 16 games (five starts) and finished with 30 tackles (22 solo), two sacks, six tackles for loss and seven pass defenses. His seven pass defenses ranked third among all defensive linemen in 2016.

- Made his NFL debut by recording one pass defense in Week 1 at Indianapolis (9/11).
- Tallied one solo tackle and one pass defense in Week 2 vs. Tennessee (9/18).
- Notched two solo tackles, including one for loss, in Week 3 at Green Bay (9/25).
- Posted one tackle for loss in Week 4 at Chicago (10/2).
- Recorded his first career sack in Week 5 vs. Philadelphia (10/9). Added two solo tackles and one hit on Eagles rookie QB Carson Wentz.
- Registered one solo tackle and one pass defense in Week 6 vs. Los Angeles (10/16) to become the first Lions defensive tackle with 3+ pass defenses through the first six games of the season since DT Corey Williams (3) in 2010.
- Assisted on two tackles in Week 7 vs. Washington (10/23).
- Tallied four total tackles, including one for loss and sacked Texans QB Brock Osweiler for a five-yard loss in Week 8 at Houston (10/30).
- Recorded one solo tackle and one pass defense in Week 9 at Minnesota (11/6).
- Posted two solo tackles, including one tackle for loss, when he brought down Jaguars RB Chris Ivory three yards behind the line of scrimmage in Week 11 vs. Jacksonville (11/20).
- Made his first career start on Thanksgiving in Week 12 vs. Minnesota (11/24), contributing one solo tackle and one pass defense in a 16-13 win over the Vikings.
- Recorded two solo tackles and one pass defense against Saints QB Drew Brees in Week 13 at New Orleans (12/4).
- Tallied two solo tackles in a Week 14 win over Chicago (12/11).
- Totaled one solo tackle and one pass defense in Week 15 at New York Giants (12/18). Now with seven pass defenses on the season, Robinson became the fourth rookie defensive lineman since 2000 to register 7+ pass defenses in a season, joining DE Fred Wakefield (9 in 2001), DE Courtney Brown (8 in 2000) and DE Darren Howard (7 in 2000) as the only players to accomplish this feat. Robinson is the first rookie defensive tackle with 7+ pass defenses in a season.
- Returning to his home state of Texas in Week 16 at Dallas (12/26), the rookie turned in four total tackles (two solo) including one tackle for loss.
- Totaled four tackles (three solo) including a tackle for loss when he brought down Packers RB Ty Montgomery three yards behind the line of scrimmage in Week 17 vs. Green Bay (1/1).
- In his final game as a rookie, the NFC Wild Card Game at Seattle (1/7), Robinson recorded seven tackles (two solo).



COREY ROBINSON

TACKLE

South Carolina

Havelock, N.C.

Born: 05/21/92

Year: 3

Ht: 6-7

Wt: 317

Draft: '15, R7 (240)-Det

Complete biographical information available on nflomg.com

TRANSACTIONS

- Placed on Active/Physically Unable to Perform on July 25, 2017.
- Placed on Reserve/Injured on January 3, 2017.
- Placed on Active/Physically Unable to Perform on July 24, 2016.
- Drafted by the Detroit Lions in the seventh round (240th overall) of the 2015 NFL Draft.

PRO

Sizeable offensive tackle who came to Detroit in 2015 following a four-year career at South Carolina where he protected the left side of the offensive line.

2016: Saw time on offense and special teams in Week 2 vs. Tennessee (9/18).

- Continued to contribute on both offense and special teams in Week 5 vs. Philadelphia (10/9), earning his first career start as a sixth offensive lineman on offense.
- Played on both offense and special teams in Week 6 vs. Los Angeles (10/16).
- Inactive in Weeks 7-8.
- Filled in for T Riley Reiff (illness) and played every offensive snap at right tackle in Week 9 at Minnesota (11/6). Helped bolster an offensive line that blocked for QB Matthew Stafford as he threw for 219 yards and two scores, including the game-winning touchdown pass to WR Golden Tate that gave Detroit a 22-16 overtime victory.
- Made his third start of the season at right tackle in Week 17 vs. Green Bay (1/1). Led the way for RB Zach Zenner to rush 20 times for 69 yards and a touchdown in defeat.

COLLEGE

Began his college career at South Carolina as a transition player from offensive line to defensive line, before permanently switching back to offensive line as a redshirt sophomore in 2012. Logged 35 career starts in 38 games during his time as a Gamecock.

2014: Started every game in 2014 as a senior, marking his third-consecutive year as a starter along the offensive line. Was named a preseason Second Team All-SEC selection by the SEC media and coaches.

- Named SEC Offensive Lineman of the Week vs. Georgia.

2013: Started all 13 games at left tackle as a redshirt junior and was a member of the SEC Fall Academic Honor Roll.

2012: Returned from a brief stint on the defensive line to his more familiar side of the ball as he worked his way into the starting lineup at tackle.

PERSONAL

Played his high school football for coach Bob Bryant at Havelock (N.C.) High School, graduating in 2010. Played mostly offensive guard, but saw action along all five positions on the offensive line and some defensive line. Selected to play in the Shrine Bowl of the Carolinas.

- Rated as a three-star prospect by Rivals.
- Earned a degree in hotel, restaurant and tourism management from South Carolina.

COREY ROBINSON - NFL REGULAR SEASON STATISTICS

	TEAM	GP	GS
2015	DET	1	0
2016	DET	14	3
NFL TOTALS		15	3

COREY ROBINSON - NFL PLAYOFF STATISTICS

	TEAM	GP	GS
2016	DET	0	0
NFL TOTALS		0	0



GREG ROBINSON

TACKLE

Auburn

Year: 4

Draft: '14, R1 (2)-Stl

Thibodaux, La.

Ht: 6-5

Acquired: T-LA '17

Born: 10/21/92

Wt: 332

Complete biographical information available on nflomg.com

TRANSACTIONS

- Removed from Active/Non-Football Injury list on July 30, 2017.
- Placed on Active/Non-Football Injury list on July 29, 2017.
- Acquired by the Detroit Lions via trade with the Los Angeles Rams on June 15, 2017.
- Drafted by the St. Louis Rams in the first round (2nd overall) of the 2014 NFL Draft.

PRO

Joins the Lions as a versatile, offensive lineman in the trenches and an added depth option to the unit. Spent his first three seasons (2014-16) with the Rams where he appeared in 46 games (42 starts) during that time span.

2016: Started at left tackle in all 14 games that he appeared in for the Rams.

- Helped seal the edge for RB Todd Gurley to find the end zone twice at Tampa Bay in Week 3 (9/25).

COLLEGE

Started in all 26 games that he played in as an instrumental left tackle along the offensive line. Helped the Auburn offense rush for 64 touchdowns in his last two seasons (2012-13). Spent three seasons (2011-13) at Auburn University before entering the 2014 NFL Draft.

2013: Returned as the team's starting left left offensive tackle as a redshirt sophomore and started in every game.

- Earned Second Team All-America and AP First Team All-Southeastern Conference.
- Paved the way for two 1,000-yard rushers in RB Tre Mason and RB Nick Marshall. Marked only the third time in school history that the Tigers featured multiple 1,000-yard rushers in the same season.
- Helped Auburn post the program record in rushing yards (4,596) and rushing touchdowns (48).
- Earned SEC Academic Honor Roll.

2012: Started at left offensive tackle in 11 games as a redshirt freshman.

- Earned SEC Honor Roll.

2011: Redshirted.

PERSONAL

Son of the late Greg Blackledge and Rhonda Robinson.

- Attended Thibodaux (La.) High School where he competed as a defensive tackle until his junior year before converting to offensive guard.

GREG ROBINSON - NFL REGULAR SEASON STATISTICS

	TEAM	GP	GS
2014	LA	16	12
2015	LA	16	16
2016	LA	14	14
NFL TOTALS		46	42



MATT ROTHERAM

GUARD

Pittsburgh

Year: 1

Draft: UDFA-GB '15

Olmsted, Ohio

Ht: 6-5

Acquired: FA '16

Born: 07/05/92

Wt: 325

[Complete biographical information available on nflomg.com](#)

TRANSACTIONS

- Signed by the Detroit Lions to the practice squad on October 25, 2016.
- Released by Philadelphia on October 24, 2016.
- Signed by the Philadelphia Eagles to the practice squad on October 7, 2016.
- Released by Green Bay on August 22, 2016.
- Signed by Green Bay to the practice squad on September 8, 2015.
- Released by Green Bay on September 5, 2015.
- Signed by the Green Bay Packers as an undrafted rookie free agent on May 8, 2015.

PRO

Entered the League as an undrafted rookie free agent out of the University of Pittsburgh. Came to the Lions during the 2016 season after a stint with both the Philadelphia Eagles and Green Bay Packers.

2016: Spent the entirety of the 2016 season on the Lions practice squad.

COLLEGE

2014: Started all 13 games at right guard and was selected Second Team All-ACC by the league's head coaches.

Part of an offensive line that helped the Panthers produce 409 rushing yards against Delaware (8/30), and was named ACC Offensive Lineman of the Week for his performance.

- Selected to play in the Medal of Honor Bowl all-star game (1/10/15).

2013: Started all 12 regular season games at right guard.

- Honorable Mention All-ACC selection by the media.

2012: Started all 13 games, 12 at right tackle and one at right guard.

- Started at right guard in the BBVA Compass Bowl vs. Ole Miss (1/5/13).

2011: Appeared in eight games with two starts for Pittsburgh.

- Started at right tackle against Connecticut (10/26) but suffered a season-ending left ankle fracture.

2010: Redshirted.

PERSONAL

- Son of Robert and Judith Rotheram.
- Majored in communications.



JAKE RUDOCK

QUARTERBACK

Michigan

Weston, Fla.

Born: 01/21/93

Year: 2

Ht: 6-3

Wt: 208

Draft: '16, R6 (191)-Det

[Complete biographical information available on nfl.com](http://nfl.com)

TRANSACTIONS

- Signed by the Lions to the active roster from the practice squad on November 23, 2016.
- Signed by the Lions to the practice squad on September 4, 2016.
- Drafted by the Detroit Lions in the sixth round (191st overall) of the 2016 NFL Draft.

PRO

2016: Began the season as a member of the Lions practice squad before being signed to the active roster in Week 12.

- Inactive in Weeks 12-17.
- Inactive in Wild Card playoff game at Seattle (1/7).

COLLEGE

Rudock excelled on the field at Michigan and Iowa, starting 38 games at quarterback in his collegiate career. Earned Academic All-Big Ten honors twice. He completed 666-of-1,080 career passes for 7,836 yards and 54 touchdowns. He also produced on the ground, carrying the ball 192 times for 560 yards and 12 touchdowns in his career.

2015: Started all 13 games. Rudock became just the second quarterback in Michigan school history to amass over 3,000 passing yards in a season and the only quarterback in school history to throw for 250 yards or more in five consecutive games. He was the most accurate passer in the Big Ten at 64 percent. Won Michigan's Big Ten Sportsmanship Award.

- Had a phenomenal game against Rutgers, scoring three times on a career-best 337 passing yards on 25 attempts.
- Set a career high in passing yards against Indiana in a double-overtime win by completing 33-of-46 passes for 440 yards and a school-record six touchdown passes.

2014: (at Iowa) Started 12 games for the Hawkeyes, only missing one game due to injury. Completed 213-of-345 attempts for 2,436 yards and 16 touchdowns, with just five interceptions. Earned Academic-All Big Ten honors.

- Was particularly efficient passing the ball at Northern Iowa, completing 31-of-41 passes for 250 yards and two touchdowns.
- Completed 33-of-52 attempts for 322 yards and two touchdowns, with no turnovers, in a 17-13 win over Ball State.

2013: Started all 13 games, completing 204-of-346 passes for 2,383 yards and 18 touchdowns, with 13 interceptions. Ranked fifth in the Big Ten in total offense (208.7) and sixth in passing yards per game (190.1).

- Completed 15-of-25 pass attempts for one touchdown, with one interception, in a 23-7 win against Minnesota. Also displayed his versatility, rushing five times for 35 yards and a touchdown.

PERSONAL

Won three regional, state and national championships at St. Thomas Aquinas (Fla.) High School. Named Broward County Player of the Year. Named to the U.S. Army All-American game as a senior. Named to the RivalsHigh 2011 All-American team. Named to the Detroit News Blue Chip List as a senior. Named Old Spice USA Player of the Year by USA Today.

- Son of Kathy and Bob Rudock.



DARIUS SLAY

CORNERBACK

Mississippi State

Brunswick, Ga.

Born: 01/01/91

Year: 5

Ht: 6-0

Wt: 190

Draft: '13, R2 (36)-Det

[Complete biographical information available on nflomg.com](http://nflomg.com)

TRANSACTIONS

- Signed by the Lions to a contract extension through the 2020 NFL season on July 29, 2016.
- Drafted by the Detroit Lions in the second round (36th overall) of the 2013 NFL Draft.

PRO

Fifth-year cornerback who has emerged as the Lions' top corner while bringing elite athleticism, speed and length to the back end of the team's defensive unit. Re-signed by the Lions to a contract extension through the 2020 season prior to the start of 2016.

2016: Recorded four solo tackles in Week 1 at Indianapolis (9/11) in his 37th career start.

- Had three tackles and one pass defense in Week 2 vs. Tennessee (9/18).
- Made four solo tackles in Week 3 at Green Bay (9/25).
- Notched his first career sack in Week 4 at Chicago (10/2), as well as four solo tackles and three pass defenses.
- Forced his first career fumble in Week 5 vs. Philadelphia (10/9), giving the Lions possession in the fourth quarter and resulting in a game-winning field goal drive. Sealed the Lions' 24-23 victory by intercepting Eagles QB Carson Wentz with under two minutes remaining in the fourth, his first pick of the season and fifth of his career. Recorded two pass defenses and three solo tackles.
- Logged two solo tackles and one pass defense in Week 6 vs. Los Angeles (10/16).
- Recorded two tackles and had one pass defense in Week 7 vs. Washington (10/23) before leaving the game early due to a hamstring injury.
- Inactive in Week 8 at Houston (10/30) and Week 9 (11/6) at Minnesota due to a hamstring injury.
- Returned in Week 11 vs. Jacksonville (11/20) and recorded three solo tackles and one pass defense.
- In Week 12 vs. Minnesota on Thanksgiving (11/24), intercepted Vikings QB Sam Bradford for 13 yards with :30 remaining in the fourth quarter to give the Lions possession at the 20-yard line in a 13-13 tie game. This was his sixth career interception and second of the season. Also recorded four solo tackles and one pass defense in the Lions' 16-13 victory.
- In Week 13 at New Orleans (12/4), had three solo tackles and one pass defense.
- Combined for three tackles (two solo) and two pass defenses in Week 14 vs. Chicago (12/11).
- Recorded one solo tackle in Week 15 at New York Giants (12/18) before leaving the game early due to a hamstring injury.
- Inactive in Week 16 at Dallas (12/26) due to a hamstring injury.
- Had a team-high eight solo tackles in Week 17 vs. Green Bay (1/1).
- Recorded two tackles (one solo) in Wild Card playoff game at Seattle (1/7).

COLLEGE

In two seasons at Mississippi State, played in 26 games, starting 13 contests at cornerback. Finished his career as a Bulldog with 63 tackles (40 solo), including two tackles for loss, 10 pass defenses, six interceptions (173 yards and two touchdowns) and one fumble recovery

- His two interceptions returned for scores are one shy of the school career-record of three that is shared by Johnthan Banks (2009-12), Derek Pegues (2005-2008) and Corey Broomfield (2009-Present).
- Turned in the top performance among defensive backs in the 40-yard dash in the 2013 NFL Combine with a 4.36.

2012: Named an honorable mention All-American by Pro Football Weekly and received All-Southeastern Conference second-team accolades from the league's coaches, Phil Steele and The NFL Draft Report.

- Started all 13 games at cornerback, recording five interceptions and tying for seventh on the school season-record chart as he returned those interceptions for a total of 101 yards. Also finished the season with 40 tackles (24 solo) and six pass defenses.
- In his first start as a Bulldog, picked off a pass and returned it 52 yards for a touchdown and blocked a kick vs. Jackson State.
- Set up a touchdown drive after returning an interception 31 yards vs. Auburn.

PERSONAL

Attended Brunswick (Ga.) High School, where he was an All-State selection as both a defensive back and running back, earning defensive honors from the Atlanta Journal-Constitution and offensive accolades from the Georgia Sports Writers Association as a senior.

- Was an All-State honorable mention as a sophomore, rushing for 1,127 yards on 142 rushes with 13 touchdowns that season.
- Also lettered in basketball and was a standout sprinter, competing in the 100- and 200-meter dashes.
- General Studies major.
- Resides in Brunswick, Georgia.

DARIUS SLAY - NFL REGULAR SEASON STATISTICS

TEAM	GP	GS	TACKLES							INTERCEPTIONS					O. FUMB			ST						
			TT	S	A	TFL	YDS	SK	YDS	QBH	NO	YDS	LG	TD	PD	FF	FR	YDS	TT	S	A	FF	FR	
2013	DET	13	4	31	25	6	0	0	0.0	0.0	0	0	0	0	5	0	0	0	3	2	1	0	0	
2014	DET	16	16	60	47	13	1	2	0.0	0.0	0	2	42	40	0	17	0	0	0	1	1	0	0	0
2015	DET	16	16	58	47	11	1	2	0.0	0.0	0	2	0	0	13	0	0	0	1	1	0	0	0	
2016	DET	13	13	44	43	1	1	7	1.0	7.0	1	2	24	13	0	13	1	0	0	0	0	0	0	
NFL TOTALS		58	49	193	162	31	3	11	1.0	7.0	1	6	66	40	0	48	1	0	0	5	4	1	0	0

DARIUS SLAY - NFL PLAYOFF STATISTICS

TEAM	GP	GS	TACKLES							INTERCEPTIONS					O. FUMB			ST					
			TT	S	A	TFL	YDS	SK	YDS	QBH	NO	YDS	LG	TD	PD	FF	FR	YDS	TT	S	A	FF	FR
2014	DET	1	1	0	0	0	0	0	0.0	0.0	0	0	0	0	1	0	0	0	1	1	0	0	0
2016	DET	1	1	2	1	1	0	0	0.0	0.0	0	0	0	0	0	0	0	0	0	0	0	0	0
NFL TOTALS		2	2	2	1	1	0	0	0.0	0.0	0	0	0	0	1	0	0	0	1	1	0	0	0



RYAN SPADOLA

WIDE RECEIVER

Lehigh

Year: 2

Draft: UDFA-NYJ '13

Herndon, Va.

Ht: 6-1

Acquired: FA '15

Born: 02/15/91

Wt: 204

Complete biographical information available on nflomg.com

TRANSACTIONS

- Placed on Reserve/Injured on August 3, 2016.
- Signed by the Detroit Lions to the practice squad on October 20, 2015.
- Waived by the Cardinals on August 31, 2015.
- Signed by the Cardinals to the active roster on January 5, 2015.
- Signed by the Arizona Cardinals to the practice squad on December 2, 2014.
- Waived by the Falcons on November 25, 2014.
- Signed by the Atlanta Falcons to the practice squad on October 9, 2014.
- Waived by the Dolphins on August 26, 2014.
- Signed by the Dolphins to the active roster on December 31, 2013.
- Signed by the Dolphins to the practice squad on November 6, 2013.
- Waived by the Dolphins on November 4, 2013.
- Signed by the Dolphins to the active roster from the practice squad on October 31, 2013.
- Signed by the Miami Dolphins to the practice squad on October 9, 2013.
- Waived by the Jets on October 5, 2013.
- Signed as an undrafted rookie free agent by the New York Jets on May 10, 2013.

PRO

Undrafted wide receiver out of Lehigh. Joined the Lions in 2015 as a member of the practice squad after stints with the Jets, Dolphins, Falcons and Cardinals.

2016: Spent the season on the Reserve/Injured list.

COLLEGE

Played in 38 games in four seasons at Lehigh University. Totaled 232 catches for 3,611 yards and 24 touchdowns. Also added 216 rushing yards on 31 attempts. Finished his career ranked second in school history in both receptions and receiving yards.

2012: Played in nine games. Caught 57 passes for 851 yards and four touchdowns.

- Had eight catches for 202 yards and two touchdowns, including the go-ahead score with two minutes remaining at Holy Cross on 11/3.

2011: Played in all 12 games as a junior, and set a Patriot League single season record with 1,614 receiving yards.

- Made 13 catches for a career-high 216 yards against Fordham on 10/15.
- Eclipsed the 100-yard mark in nine of the team's 12 games.

2010: Played in all 13 games, tallying 78 passes for 1,130 yards and nine touchdowns.

- Became Lehigh's first 1,000-yard receiver since 2001.

2009: Saw action in four games, mainly on special teams, and hauled in one reception.

PERSONAL

A native of Freehold, N.J., Spadola attended Freehold Township High School. Was named to the All-Shore team his senior season, and is Freehold Township High School's record holder for receptions.

RYAN SPADOLA - NFL REGULAR SEASON STATISTICS

	TEAM	GP	GS	RUSHING					RECEIVING					
				NO	YDS	AVG	LG	TD	NO	YDS	AVG	LG	TD	
2013	NYJ	3	0	0	0	0.0	0	0	0	0	0	0.0	0	0
Went from NYJ to MIA .														
2013	MIA	1	0	0	0	0.0	0	0	0	0	0	0.0	0	0
2014	ATL	0	0	0	0	0.0	0	0	0	0	0	0.0	0	0
Went from ATL to ARI .														
2014	ARI	0	0	0	0	0.0	0	0	0	0	0	0.0	0	0
2015	DET	0	0	0	0	0.0	0	0	0	0	0	0.0	0	0
2016	DET	0	0	0	0	0.0	0	0	0	0	0	0.0	0	0
NFL TOTALS		4	0	0	0	0.0	0	0	0	0	0	0.0	0	0

SINGLE-GAME HIGHS

Defensive Tackles 6 vs. Cincinnati Bengals, Nov 30, 2014

Fumble Recoveries 1 at Carolina Panthers, Dec 14, 2014

Sacks 1 at Indianapolis Colts, Nov 29, 2015

Tackles For Loss 2 at Cleveland Browns, Nov 02, 2014

2016 GAME-BY-GAME REGULAR SEASON STATISTICS (TB)

OPP	TACKLES									INTERCEPTIONS				O. FUMB			ST					
	TT	S	A	SK	YDS	TFL	YDS	QBH	NO	YDS	LG	TD	PD	FF	FR	YDS	TT	S	A	FF	FR	
09/11	at ATL	P	0	0	0	0.0	0.0	0	0	0	0	0	0	0	0	0	0	0	0	0	0	0
09/18	at ARI	P	1	1	0	0.0	0.0	0	0	0	0	0	0	0	0	0	0	0	0	0	0	0
09/25	LA	P	0	0	0	0.0	0.0	0	0	0	0	0	0	0	0	0	0	0	0	0	0	0
10/02	DEN	P	5	1	4	0.5	0.5	0	0	1	0	0	0	0	0	0	0	0	0	0	0	0
10/10	at CAR	S	2	0	2	0.0	0.0	0	0	0	0	0	0	0	0	0	0	0	0	0	0	0
10/23	at SF	S	0	0	0	0.0	0.0	0	0	0	0	0	0	0	0	0	0	0	0	0	0	0
10/30	OAK	S	0	0	0	0.0	0.0	0	0	0	0	0	0	0	0	0	0	0	0	0	0	0
11/03	ATL	S	4	3	1	0.0	0.0	1	2	2	0	0	0	0	0	0	0	0	0	0	0	0
11/13	CHI	P	1	1	0	0.0	0.0	0	0	0	0	0	0	0	0	0	0	0	0	0	0	0
11/20	at KC	P	1	1	0	0.0	0.0	0	0	0	0	0	0	0	0	0	0	0	0	0	0	0
11/27	SEA	P	2	1	1	0.0	0.0	0	0	0	0	0	0	0	0	0	0	0	0	0	0	0
12/04	at LAC	P	2	2	0	0.0	0.0	1	1	0	0	0	0	0	0	0	0	0	0	0	0	0
12/11	NO	P	1	0	1	0.0	0.0	0	0	0	0	0	0	0	0	0	0	0	0	0	0	0
12/18	at DAL	P	0	0	0	0.0	0.0	0	0	0	0	0	0	0	0	0	0	0	0	0	0	0
12/24	at NO	P	0	0	0	0.0	0.0	0	0	0	0	0	0	0	0	0	0	0	0	0	0	0
01/01	CAR	P	0	0	0	0.0	0.0	0	0	0	0	0	0	0	0	0	0	0	0	0	0	0
2016 TTL	16-4		19	10	9	0.5	0.5	2	3	3	0	0	0	0	0	0	0	0	0	0	0	0

+- Overtime



MATTHEW STAFFORD

QUARTERBACK

Georgia

Year: 9

Draft: '09, R1 (1)-Det

Highland Park, Texas

Ht: 6-3

Born: 02/07/88

Wt: 226

Complete biographical information available on nflomg.com

MANE FACTS

- **PRO BOWL:** 2013 and 2014 Alternate, 2015
- 2011 Associated Press Comeback Player of the Year.
- Voted by fans as the 2012 ESPY for Best Comeback Athlete.
- Voted by his teammates for the Chuck Hughes Most Improved Player Award in 2011 and Bobby Layne Offensive MVP in 2015.
- During the Lions' dramatic 38-37 last second, come-from-behind win against Cleveland at Ford Field when he set NFL rookie passing records for yards (422) and tied a record for touchdowns (five), Stafford was mic'd up by NFL Films for that memorable win. Stafford suffered a shoulder injury on the last timed play of regulation. Following a pass interference penalty in the end zone and a Browns timeout, Stafford forced himself back on the field for one more throw that resulted in the game winning touchdown to TE Brandon Pettigrew. As published in the Detroit Free Press: NFL Films president Steve Sabol said Stafford "earned a lasting place in the cinematic folklore of the NFL." Stafford was wired for sound when he suffered an AC joint separation, came back and threw the winning touchdown with no time left against the Browns. Sabol called it "the most dramatic player wiring ever" – and NFL Films has wired more than 350 players since 1965.
- Attended Highland Park High School in Dallas, Texas, the same high school that Lions Hall of Famers QB Bobby Layne and RB Doak Walker attended. Layne and Walker led the Lions to NFL Championships in 1952 and 1953. Layne also led the team to the 1957 NFL Championship.
- With the help of Mitch Albom's S.A.Y. Detroit, Stafford's Score7 Charitable Foundation teamed up to re-open Detroit's Lipke recreation center as S.A.Y Detroit Play Center at Lipke Park in 2015. In partnership with the City of Detroit, the renovated complex was re-opened after closing down due to budget cuts in 2014, and now features a brand new professional turf football field, a 7,000 square foot digital learning center, music recording studio and more resources for the center's daily tutoring program.

TRANSACTIONS

- Re-signed by the Lions to a three-year extension on July 10, 2013.
- Placed on Reserve/Injured by the Lions on December 24, 2010.
- Placed on Reserve/Injured by the Lions on December 26, 2009.
- Drafted by the Detroit Lions in the first round (1st overall) of the 2009 NFL Draft.

FRANCHISE RECORDS AND NOTES

2016: Set a single-game franchise record among Lions passers with 30+ pass attempts when he recorded a 139.8 passer rating in Week 6 vs. Los Angeles (10/16), surpassing the previous best of 138.1 set by QB Gary Danielson (12/9/78).

- Made his 100th career start in Week 7 vs. Washington (10/23), becoming the first quarterback in Lions history to accomplish this milestone.
- In Week 11 vs. Jacksonville (11/20), Stafford started and played in his 103rd career game and surpassed QB Eric Hipple and QB Greg Landry for the most career games played by a Lions quarterback in team history. Hipple and Landry each played 102 games with the Lions during their respective careers.
- In Week 12 vs. Minnesota on Thanksgiving (11/24), Stafford connected with WR Anquan Boldin for a

touchdown in the first quarter of the Lions' 16-13 victory. With this touchdown pass, Stafford set a new franchise record with 15 career touchdown passes on Thanksgiving and broke the previous record held by Hall of Fame QB Bobby Layne (14, 1950-58).

- In Week 13 at New Orleans (12/4), set a new franchise record by completing 13 consecutive pass attempts. Stafford broke the previous record set by QB Jon Kitna (12, at Ari 11/19/06).

2015: Stafford's 398 completions in 2015 season rank third all-time in Lions history. This season marks the fifth time in his seven-year career that he has eclipsed at least 370 completions in a season. Stafford also finished 2015 with the best single-season completion percentage in Lions history, completing 398 of his 592 pass attempts (67.2 percent), breaking his previous record of 63.5 percent set in 2011.

- Stafford led the Lions offensive attack as Detroit won 45-14 on Thanksgiving over the Eagles (11/26). Stafford was 27-of-33 (71.1 pct) and threw for 337 yards and tied a career high with five touchdown passes. It was the fourth time in his career (last time at GB 1/2/12) that he has thrown for five touchdown passes in a game.
- Stafford set a team record with five touchdown passes on Thanksgiving. He surpassed the previous record of four touchdown passes by Scott Mitchell (vs. Min 11/23/95), Eric Hipple (vs. NYJ 11/29/85) and Bobby Layne (vs. Green Bay 11/22/51). Stafford led the offense on six straight scoring drives and was the first Lions quarterback in team history to post five touchdown passes with zero interceptions in a game.
- Stafford led the Lions to an 18-16 win over the Green Bay Packers (11/15/15) at Lambeau Field in his 88th career start, including playoffs. By starting in his 88th career game, Stafford surpassed Hall of Fame QB Bobby Layne for the most overall starts (including playoffs) in team history. During his career, Layne started 87 career games (83 regular season and four postseason).
- Stafford threw for 298 yards in the season finale at Chicago (1/3/16). In doing so, he finished with 4,262 yards and passed himself (4,257, 2014) for fifth place in Lions history for the most passing yards in a season. Among the top passers in team history, Stafford now holds five of the top six spots, including: 5,038 in 2011, 4,967 in 2012, 4,650 in 2013, 4,257 in 2014 and 2,262 in 2015.

2014: On Stafford's 30-yard completion to WR Golden Tate in the second quarter at Arizona (11/16/14), he surpassed 20,000 career passing yards. By reaching 20,000 career passing yards in his 71st career game, he set a new NFL record reaching that mark in the fewest career games (Courtesy Elias Sports Bureau). He broke the previous record set by Hall of Fame QB Dan Marino who accomplished this feat in 74 career games.

- On his 59-yard touchdown pass to WR Golden Tate in the Lions' 22-21 win over Atlanta in London (10/26/14), Stafford set the franchise's all-time career passing touchdowns record with his 119th career touchdown pass. He broke the 58-year old record held by Hall of Fame QB Bobby Layne (118, 1950-58).
- Stafford broke the Lions career passing touchdowns record in his 69th career game. Layne threw for 118 touchdowns in 97 career games with the Lions.
- With a start at Carolina (9/14/14), Stafford started in his 50th-straight game, becoming the first Lions quarterback in team history to start 50-straight games. In 2013, he set the franchise record when he started in his 43rd-consecutive game.
- Stafford has the four highest seasons for pass attempts (727 in 2012, 663 in 2011, 634 in 2013 and 602 in 2014) in team history.
- With 4,257 passing yards in 2014 Stafford joined QB Peyton Manning (5) and Hall of Fame QB Dan Marino (4) as the only passers in NFL history with four 4,000-yard seasons in a passer's first six years in the League.

2013: With three touchdowns vs. Green Bay (11/28/13), Stafford became the first passer in club history with 25+ touchdowns in two different seasons (41, 2011; 29, 2013)

- Stafford threw for 362 yards at Pittsburgh (11/17/13) and set the franchise record for career passing yards previously set by Hall of Fame QB Bobby Layne (15,710). With 362 yards against the Steelers, he had passed for 16,005 yards in 55 career games and broke the record on his 79-yard touchdown pass to WR Calvin Johnson in the second quarter.
- Stafford broke Layne's record, which has stood for 55 seasons (1958), in only his 55th career game. Layne reached 15,710 yards in 97 career games.
- Stafford became the second player in Lions history to throw for 100 career touchdowns. He joined Layne

- (118) as the only players in team history to record 100 career touchdown passes.
- Stafford reached 100 passing touchdowns in his 55th career game. Layne tossed his 100th touchdown with the Lions in his 69th game with the club.
- With a start at Pittsburgh (11/17/13), Stafford set the franchise record for consecutive starts by a Lions quarterback with 42, dating back to September 11, 2011. He broke a tie with QB Greg Landry (41) for the most consecutive starts by a Lions QB in franchise history.
- He also set that same mark for consecutive starts including playoffs (43) by surpassing Landry (42).
- Stafford threw for 327 yards in the first half at Pittsburgh (11/17/13). His 327-yard first half set a franchise record for the most passing yards in the first half of a game by a Lions passer, breaking the previous best of 314 by QB Jon Kitna at Philadelphia (9/23/07).
- With Stafford connecting to WR Calvin Johnson on two touchdown passes at Chicago (11/10/13), they combined for 36 touchdown receptions, breaking the franchise record for the most QB-Receiver touchdown combinations in team history. They broke the previous record of 35 set by QB Scott Mitchell and WR Herman Moore (1994-98).
- In the Lions' 31-30 win over Dallas (10/27/13), Stafford passed for 488 yards. It was the second-highest single-game total in team history and the most in a Lions' win. Stafford's 488 passing yards vs. Dallas trails only his 520 yards at Green Bay January 1, 2012.
- Stafford's 488 passing yards was his sixth 400-yard game and 21st 300-yard game of his career. Stafford holds six of the team's nine 400+-yard games in franchise history.
- His 488 passing yards are the most at home by a Lions quarterback in team history.
- Stafford's four touchdown passes at Cleveland (10/13/13) gave him his 13th career game with 3+ touchdown passes, which set a franchise record for the most career games with 3+ touchdown passes. He surpassed Layne who tallied 12 during his career with the Lions.

2012: Stafford's 37 completions vs. Atlanta (12/22/12) established a new Lions single-game record. Stafford (at GB 1/1/12) and QB Charlie Batch (at Ari 11/8/01) held the previous record of 36.

- With 435 completions in 2012, Stafford broke his own team single-season franchise record of 421 completions set in 2011.
- Stafford reached 1,000 pass completions the fastest in Lions' history by doing so in his 41st career game vs. Indianapolis in 2012 (12/2). Layne reached 1,000 completions in 86 games and Mitchell accomplished this in 55 games.
- Stafford set a new Lions record on Thanksgiving Day in 2012 vs. Houston (11/22) with 441 yards on 31-of-61 passing.

2009-11: The 24-point comeback at Dallas (10/2/11) was the third 20+-point comeback of his career, and second in consecutive weeks, making the Lions the only team to do so in NFL history. Stafford now joins Hall of Fame QB Bobby Layne as the only quarterbacks in team history to lead the Lions back to victories from 24-point deficits. Stafford led the team's only 24-point comeback on the road.

- With the 24-point comeback on the road, the Lions tied an NFL record for the largest comeback by a road team, accomplished three previous times. The last 24-point comeback occurred December 6, 1992 when the Los Angeles Rams won at Tampa Bay 31-27 after trailing by 24 points.
- The 20-point comeback at Minnesota (9/25/11) was the second 20+-point comeback Stafford engineered during his career. In 2009, he helped bring the Lions back from 21 points down vs. Cleveland (11/22/09) at Ford Field. The comeback against the Vikings was also the Lions largest halftime deficit to overcome in team history (20 points).
- He and Hall of Fame QB Bobby Layne are the only quarterbacks in team history to engineer 20+-point comebacks in team history (regular season). Layne engineered the largest comeback ever by bringing the Lions back from 24 points down vs. Baltimore (10/20/57). In the postseason, the Lions also came back from a 20-point deficit at San Francisco December 22, 1957, quarterbacked by Tobin Rote, to claim a 31-27 win after training 27-7 in the third quarter. The playoff game is known in Lions history as the "Comeback at Kezar."

NFL RECORDS AND NOTES

2016: In Week 3 at Green Bay (9/25) Stafford connected with WR Anquan Boldin for a 2-yard touchdown pass in

the third quarter, his 14th career touchdown pass at Lambeau Field. Stafford (15) surpassed QB Fran Tarkenton (13) for the most touchdown passes by an opposing quarterback in the history of Lambeau Field.

With 266 passing yards in Week 7 vs. Washington (10/23), Stafford logged his 100th career start and solidified his place in the record books by throwing for more yards in a player's first 100 games (27,890) than any other quarterback in NFL history. With 18 completions in Week 7, Stafford (2,410) completed more passes than any player in NFL history through a player's first 100 games. His game-winning touchdown pass to WR Anquan Boldin tied QB Peyton Manning (178) for the fourth-most touchdown passes by a player in his first 100 games.

- By reaching 100 career games in 2016, Stafford achieved the minimum to qualify among the best passers in NFL history with respect to passing yards per game. Currently with a mark of 278.0 (30,303 yards in 109 games), Stafford now stands in second place on the NFL's all-time list behind Saints QB Drew Brees (283.7; 66,111 yards in 233 games).
- In Week 12 vs. Minnesota on Thanksgiving (11/24), Stafford threw for 232 yards in the Lions' 16-13 victory. Stafford became the third quarterback (QB Tony Romo, 2,338; Troy Aikman, 2,175) in NFL history to throw for 2,000 yards on Thanksgiving. In seven Thanksgiving games, he has thrown for a franchise record 2,219 yards and the second-most in NFL history.
- With 23 pass completions in the 16-13 win over Minnesota, Stafford set a new NFL record for the fewest games needed to reach 2,500 career completions. Through 104 career games, his total of 2,507 completions surpassed the previous high set by Falcons QB Matt Ryan, who reached 2,500 completions in 110 games. He accomplished this six games faster than anyone in NFL history.

2015: With a 67.2 completion percentage on the season, Stafford became the first quarterback in NFL history to complete at least 60.0 percent of his passes in all 16 games. His recorded a career high 88.0 completion percentage in Week 14 at New Orleans (12/21).

- With 298 passing yards at Chicago in Week 17 (1/3), Stafford became the second quarterback in NFL history to record 4,000-yards five times in his first seven seasons. He finished with 4,262 yards on the season and became the fifth quarterback (six times) in NFL history to reach 4,000 yards in five consecutive seasons. His 4,262 yards in 2015 rank fifth in team history.
- In Week 14 at St. Louis (12/13), Stafford reached the 25,000 yard milestone when he connected with RB Theo Riddick on a five-yard pass deep in the red zone. With the 122 yards required to reach the milestone, Stafford surpassed Hall of Fame QB Dan Marino to become the fastest player in NFL history to reach 25,000 yards (90 games). Marino's record was 92 games.
- By throwing for 300+ yards vs. Chicago, Stafford recorded his 28th career 300-yard game and became the fifth player in NFL history with 28 300-yard games in a player's first seven seasons. His 28 career 300-yard games are tied with QB Marc Bulger for the fifth-most 300-yard games by a quarterback in their first seven NFL seasons.

2014: Stafford, with 4,257 yards in 2014, reached 4,000 yards on the season and recorded his fourth career 4,000-yard season, an accomplishment he reached for the fourth-straight year (5,038 in 2011; 4,967 in 2012; 4,650 in 2013; 4,257 in 2014). With 4,000+ passing yards this year, Stafford joined QB Peyton Manning (5) and Hall of Fame QB Dan Marino (4) as the only passers in NFL history with four 4,000-yard seasons in a passer's first six years in the League.

- Stafford is the second passer, along with Manning, in history to record four-straight 4,000-yard seasons during the player's first six NFL seasons. He is one of six quarterbacks overall in NFL history to throw for 4,000 yards in four-straight seasons.

2013: Stafford's 79-yard touchdown pass to WR Calvin Johnson at Pittsburgh (11/17/13) was the 100th career touchdown pass of his career. Accomplishing this feat in 55 games, he is the fourth fastest player to throw for 100 touchdown passes.

- He joins Hall of Fame QB Dan Marino (44), QB Kurt Warner (50) and Hall of Fame QB Johnny Unitas (53) as the only players in history to throw 100 touchdown passes in their first 55 games.
- By throwing for 242 yards vs. Chicago (9/29/13), Stafford set a new NFL record for the most passing yards in a player's first 50 games. Through 50 career games, Stafford completed 1,239 passes, the most by any quarterback in their first 50 games.

- With 23 pass completions vs. Chicago (9/29/13), Stafford (1,214) became the first player in NFL history to record 1,200 completions in a player's first 50 games.

2012: With 42 pass attempts vs. Chicago in 2012 (12/30), Stafford set the NFL record for single-season attempts by registering 727 pass attempts. He broke the record held by QB Drew Bledsoe (691) in 1994. Stafford is the first player in NFL history to attempt 700 passes in a season.

- In 2012, Stafford became just the second quarterback in NFL history to register 420 completions in two different seasons (2011, 2012). He joins Brees (422 in 2012; 469 in 2011; 448 in 2010; 440 in 2007) as the only passers in history to accomplish this feat.

PRO

As the Lions' starting signal caller, Stafford combines great arm strength and accuracy with exceptional ability to read opponents' defenses to lead the team's offense. ***He has led the Lions to 28 wins during his career when the team trailed or the game was tied in the fourth quarter or in overtime.***

- Replaced Broncos QB Peyton Manning in the 2015 Pro Bowl.
- Team record 34 career 300+ yard games, breaking record held by Scott Mitchell (8, 1994-98). Of Stafford's 43 career 300-yard games, eight occurred in 2011. Franchise best seven career 400-yard games, including two in 2011. First player ever to throw for over 500 yards in a game in Lions history.
- Rookie campaign was highlighted by his 13 touchdown passes (Lions rookie passing record) and his gritty performance against Cleveland (11/22/09) when he threw for an NFL record 422 yards and tied a league single-game rookie record with five touchdown passes.
- Selected by Lions with the first overall pick in the 2009 NFL Draft and was named the team's starting quarterback to start the regular season. He was the youngest player to start the regular season at quarterback since Drew Bledsoe in 1993.

2016: Started in his sixth consecutive season opener in Week 1 at Indianapolis (9/11), finishing 31-of-39 for 340 yards and three touchdowns. Connected with TE Eric Ebron in the second quarter for a 6-yard touchdown pass, RB Ameer Abdullah in the third quarter for a 11-yard touchdown pass, and RB Theo Riddick in the fourth quarter for a 13-yard touchdown pass. Completed seven throws to WR Golden Tate, as well as a 32-yard pass to WR Marvin Jones Jr. Successfully threw passes to eight different receivers.

- Completed 22 of 40 passes in Week 2 vs. Tennessee. Threw for 260 yards with one touchdown and one interception, and rushed for 31 yards with a career-high long of 24. Connected with WR Anquan Boldin for a 24-yard touchdown pass in the first quarter.
- Completed 28 of 41 passes in Week 3 at Green Bay (9/25). Threw for 385 yards and three touchdowns, his 32nd career game with over 300 passing yards and 25th career game with 3+ touchdown passes. Connected with WR Marvin Jones Jr. for two touchdowns including a 73-yarder, as well as with WR Anquan Boldin for a touchdown in back-to-back weeks.
- In Week 4 at Chicago (10/2), completed 23 of 36 passes for 213 yards to eight different receivers. Rushed for 17 yards on two attempts with a long of 15.
- Recorded his 26th career game with three or more touchdown passes in Week 5 vs. Philadelphia (10/9), linking up for two touchdowns with RB Theo Riddick and one with WR Marvin Jones Jr. Completed 19 of 25 passes for 180 yards, marking his ninth career game with a 75.0 or higher completion rating with a minimum 25 attempts. Led the offense on a fourth quarter drive resulting in a game-winning field goal, his 22nd career game-winning drive in the fourth quarter or overtime when the Lions were trailing or tied, and his 14th career game winning drive with less than two minutes to play or in overtime. Also rushed for 16 yards on a career-high six attempts.
- In Week 6 vs. Los Angeles (10/16), completed 23 of 31 passes for 270 yards, a long of 61 and four touchdown completions to four different receivers. Tied the game 28-28 when he connected with WR Golden Tate for a 23-yard touchdown pass with six minutes left in the fourth quarter. After regaining possession, Stafford led the offense on a game-winning drive resulting in a field goal which put the Lions ahead 31-28, his 23rd career game-winning drive when trailing or tied in the fourth quarter or in overtime. Also rushed for 14 yards on five attempts.
- Made his 100th career start in Week 7 vs. Washington (10/23), leading the Lions on his 24th career game-winning drive when trailing or tied in the fourth quarter or in overtime. Stafford completed 18 of 29

passes for 266 yards and one touchdown, and rushed for 32 yards on two attempts. Connected with WR Marvin Jones Jr. for a 52-yard reception that put the Lions in the redzone and resulted in a touchdown in the third quarter. With 1:05 remaining in the game and trailing Washington 17-13, Stafford connected with Jones for a 23-yard gain, rushed for 14 yards, hit WR Andre Roberts for a 20-yard reception and completed the scoring drive with a game-winning 18-yard touchdown pass to WR Anquan Boldin.

- In Week 8 at Houston (10/30), completed 27 of 41 passes for 240 yards and one touchdown. Connected with RB Theo Riddick for a one-yard touchdown in the fourth quarter, as well as TE Eric Ebron for 79 yards on seven receptions.
- In Week 9 at Minnesota (11/9), threw a 28-yard touchdown pass in overtime to WR Golden Tate to seal a Lions' road victory. This was his first career game-winning touchdown pass in overtime, his sixth career game-winning touchdown pass with 30 seconds left in the fourth quarter or overtime and his 25th career game-winning drive when the team trailed or was tied in the fourth quarter or in overtime. Completed 23 of 36 passes for 219 yards and two touchdowns.
- Played in his 103rd career game in Week 11 vs. Jacksonville (11/20) and surpassed QB Eric Hipple and QB Greg Landry for the most career games played by a Lions quarterback in team history. Completed 24 of 33 passes for 278 yards, including a 61-yard pass to TE Eric Ebron. Notched his 26th career fourth-quarter game-winning drive in the Lions' 26-19 come-from-behind victory.
- In Week 12 vs. Minnesota on Thanksgiving (11/24), recorded his 27th career game-winning drive when trailing or tied in the fourth quarter or overtime in the Lions' 16-13 victory. Completed 23 of 40 passes for 232 yards including a 41-yard completion to WR Golden Tate, and a two-yard touchdown pass to WR Anquan Boldin which came on the Lions' opening drive. Stafford's completion to Boldin was his 100th touchdown pass at Ford Field and his 15th touchdown on Thanksgiving. Also rushed for 30 yards on four attempts with a long of 15.
- In Week 13 at New Orleans (12/4) completed 30 of 42 passes for 341 yards and two touchdowns, including a 66-yarder to WR Golden Tate in the Lions 28-13 victory. Surpassed 3,000 passing yards on the year (3,224) and recorded his 33rd career game with 300+ passing yards. Also scrambled for 22 yards on three attempts and set a new single-season career high for rushing yards in a season (178).
- In Week 14 vs. Chicago (12/11), completed 21 of 35 passes for 223 yards including a 16-yard touchdown pass to WR Anquan Boldin. Stafford led the Lions on his 28th career fourth-quarter game-winning drive when trailing or tied in the fourth quarter or overtime, as he scrambled for a 7-yard touchdown with 3:17 left to play in the game. Stafford ended the day with 15 rushing yards on four attempts.
- In Week 15 at New York Giants (12/18), completed 24 of 39 passes for 273 yards, including a 67-yarder to WR Golden Tate. Also rushed for 13 yards on two attempts.
- In Week 16 at Dallas (12/26), completed 26 of 46 passes for 260 yards and rushed for a 1-yard touchdown. Completed passes to nine different receivers.
- In Week 17 vs. Green Bay (1/1), completed 26 of 41 passes for 347 yards and two touchdowns. Hit WR Anquan Boldin in the end zone for a fourth quarter 35-yard touchdown pass, as well as WR Golden Tate for a 3-yard touchdown. Tate, Boldin, TE Eric Ebron and WR Marvin Jones Jr. all posted 50+ receiving yards on the day.

COLLEGE

Stafford closed out his three-year career at Georgia ranking third on the school's all-time record list for yards passing (7,731), pass attempts (987), completed passes (564), touchdown passes (51), touchdowns responsible for (57), and yards in total offense (7,944). In 34 starting assignments, he compiled a 27-7 record (.794).

- Stafford enjoyed his most successful collegiate season in 2008 starting in all 13 games and completed 235-of-383 passes (both fourth on the school season-record list) for 3,459 yards (second-best season total by a Bulldog passer), compiling a .6136 pass completion percentage. He also set the Bulldog season-record with 25 touchdown tosses and 10 interceptions and averaged 9.03 yards per pass attempt, the third-best season total in Georgia history. His passing efficiency rating of 153.54 is the second-best annual mark in school annals. Also ran for 40 yards and a score on 55 carries (0.7 avg).
- On 423 plays, he amassed a school season-record 3,499 yards in total offense (269.15 yards per game), along with being responsible for 26 touchdowns (third on the Georgia season-record list).

- Capital One Bowl MVP. Earned All-Southeastern Conference Second Team honors from the league's coaches and Associated Press.
- Earned the team's Vince Dooley Most Valuable Player of the Year Award and received SEC Academic Honor Roll distinction for the fall semester.
- Stafford started every game, in 2007 as a sophomore compiling an 11-2 record. Completed 194-of-348 passes (55.75%) for 2,523 yards, 19 touchdowns and 10 interceptions. Averaged 192.69 yards per game on 387 total plays for 2,505 yards.
- The recipient of the Dr. and Mrs. Howard Williams, II, Football Scholarship.
- The team ranked 74th in the nation with an average of 375.62 yards per game, but Stafford proved to be an opportunist, as the Bulldogs placed 34th in scoring (32.62 points per game).
- In 2006, became the first quarterback to start for Georgia right out of high school (graduated from high school early and enrolled at UGA in January) since Eriz Zeier in 1991. Completed 135-of-256 passes (52.73%) for 1,749 yards, as he had seven touchdowns and 13 interceptions. Scored three times and gained 191 yards on 47 carries (4.1 avg). Participated in 303 plays, compiling 1,940 yards in total offense (149.23 yards per game).
- Appeared in 13 games, compiling a 6-2 record after taking over as the team's starter in the final eight contests.
- Selected to the Freshman All-SEC team by the league's coaches, twice earning SEC Freshman of the Week honors.
- Recipient of the Dr. and Mrs. Howard Williams, III, Football Scholarship.
- Named the team's Offensive Newcomer of the Year.

PERSONAL

Attended Highland Park (Dallas, Texas) High School, playing football for head coach Randy Allen. Parade, Super Prep and USA Today All-American selection.

- Rated as the best prep passer in the country by Rivals.com and ranked second nationally by both Scout.com and ESPN.
- Added Prep Star Top 100 honors, as that recruiting service ranked him third in the country at his position.
- Three-time All-State selection, adding Gatorade Player of the Year, EA Sports National Player of the Year and Dallas Morning News Area Offensive Player of the Year accolades as a senior.
- Received a five-star prospect rating from both Scout.com and Rivals.com. Chosen Class AAAA Player of the Year by Dave Campbells Texas Football. Named Class AAAA "Mr. Texas Football" from TexasFootball.com.
- As a senior, Stafford threw for 4,018 yards on 209 of 322 passing and 38 touchdowns, as he led his team to the Class AAAA championship, its first title since 1957. Also rushed for 212 yards and eight touchdowns on 42 carries.
- In the first round of the 2005 state playoffs, he rallied his team from a 17-0 deficit to win 38-31 with 411 yards passing and four touchdowns.
- Named the Most Outstanding Player of the Tom Landry Classic.
- Student Sports All-American and All-District choice after his final season.
- Upon graduation, he was invited to play in the U.S. Army All-American Game and to the EA Sports Elite 11 Camp for the nation's top quarterbacks.
- During his junior year, Stafford threw for 1,748 yards and 18 touchdowns, as he was named to the Rivals.com Junior All-American Team.
- As a sophomore, he had 2,945 yards and 36 touchdown passes.
- Born John Matthew Stafford on February 7, 1988.
- Married to wife, Kelly.

MATTHEW STAFFORD - NFL REGULAR SEASON PASSING STATISTICS

	TEAM	GP	GS	ATT	CMP	PCT	YDS	AVG	TD	INT	LG	SK	SKY	RATE
2009	DET	10	10	377	201	53.3	2,267	6.0	13	20	75t	24	169	61.0
2010	DET	3	3	96	57	59.4	535	5.6	6	1	36	4	36	91.3
2011	DET	16	16	663	421	63.5	5,038	7.6	41	16	73t	36	257	97.2
2012	DET	16	16	727	435	59.8	4,967	6.8	20	17	57	29	212	79.8
2013	DET	16	16	634	371	58.5	4,650	7.3	29	19	87	23	168	84.2
2014	DET	16	16	602	363	60.3	4,257	7.1	22	12	73t	45	254	85.7
2015	DET	16	16	592	398	67.2	4,262	7.2	32	13	57	44	251	97.0
2016	DET	16	16	594	388	65.3	4,327	7.3	24	10	73t	37	216	93.3
CAREER TOTALS		109	109	4,285	2,634	61.5	30,303	7.1	187	108	87	242	1,563	86.8

MATTHEW STAFFORD - NFL PLAYOFF PASSING STATISTICS

	TEAM	GP	GS	ATT	CMP	PCT	YDS	AVG	TD	INT	LG	SK	SKY	RATE
2011	DET	1	1	43	28	65.1	380	8.8	3	2	42	0	0	97.0
2014	DET	1	1	42	28	66.7	323	7.7	1	1	51t	3	16	87.7
2016	DET	1	1	32	18	56.3	205	6.4	0	0	30	3	23	75.7
CAREER TOTALS		3	3	117	74	63.2	908	7.8	4	3	51t	6	39	87.8

MATTHEW STAFFORD - NFL REGULAR SEASON RUSHING STATISTICS

	TEAM	NO	YDS	AVG	LG	TD
2009	DET	20	108	5.4	21	2
2010	DET	4	11	2.8	9	1
2011	DET	22	78	3.5	22	0
2012	DET	35	126	3.6	11	4
2013	DET	37	69	1.9	14	2
2014	DET	43	93	2.2	18	2
2015	DET	44	159	3.6	18	1
2016	DET	37	207	5.6	24	2
CAREER TOTALS		242	851	3.5	24	14

MATTHEW STAFFORD - NFL PLAYOFF RUSHING STATISTICS

	TEAM	NO	YDS	AVG	LG	TD
2011	DET	2	1	0.5	1t	1
2014	DET	1	9	9.0	9	0
2016	DET	3	15	5.0	11	0
CAREER TOTALS		6	25	4.2	11	1

SINGLE-GAME HIGHS

Pass Attempts	63 at Chicago Bears, Nov 13, 2011	Passer Rating	148.6 at New Orleans Saints, Dec 21, 2015
Pass Completions	37 vs. Atlanta Falcons, Dec 22, 2012	Rush Attempts	6 vs. Philadelphia Eagles, Oct 09, 2016
Yards Passing	520 at Green Bay Packers, Jan 01, 2012	Rushing Yards	37 vs. Chicago Bears, Oct 18, 2015
TD Passes	5 vs. Philadelphia Eagles, Nov 26, 2015	Longest Runs	24 vs. Tennessee Titans, Sep 18, 2016
Long Passes	87 vs. Dallas Cowboys, Oct 27, 2013	Rushing TDs	1 at Dallas Cowboys, Dec 26, 2016
Completion Percentage	88 at New Orleans Saints, Dec 21, 2015		

2016 GAME-BY-GAME REGULAR SEASON STATISTICS (DET)

OPP		P/S	PASSING											RUSHING			
			ATT	CMP	YDS	PCT	Y/A	Y/C	TD	INT	LG	SK/YD	RATE	ATT	YDS	LG	TD
09/11	at IND	S	39	31	340	79.5	8.7	11.0	3	0	32	1/8	128.6	2	5	6	0
09/18	TEN	S	40	22	260	55.0	6.5	11.8	1	1	47	4/22	72.9	2	31	24	0
09/25	at GB	S	41	28	385	68.3	9.4	13.8	3	1	73t	3/17	112.3	2	11	7	0
10/02	at CHI	S	36	23	213	63.9	5.9	9.3	0	2	22	2/16	56.8	2	17	15	0
10/09	PHI	S	25	19	180	76.0	7.2	9.5	3	0	27	4/16	135.0	6	16	14	0
10/16	LA	S	31	23	270	74.2	8.7	11.7	4	0	61	1/5	139.8	5	14	7	0
10/23	WAS	S	29	18	266	62.1	9.2	14.8	1	0	52	3/16	103.5	2	32	18	0
10/30	at HOU	S	41	27	240	65.9	5.9	8.9	1	0	34	1/9	89.5	0	0	0	0
11/06	at MIN	S	36	23	219	63.9	6.1	9.5	2	1	28t	1/5	87.6	0	0	0	0
11/20	JAX	S	33	24	278	72.7	8.4	11.6	0	0	61	3/15	97.8	2	0	1	0
11/24	MIN	S	40	23	232	57.5	5.8	10.1	1	0	41	2/18	82.5	4	30	15	0
12/04	at NO	S	42	30	341	71.4	8.1	11.4	2	0	66t	2/4	111.3	3	22	11	0
12/11	CHI	S	35	21	223	60.0	6.4	10.6	1	2	48	3/14	64.3	4	15	7t	1
12/18	at NYG	S	39	24	273	61.5	7.0	11.4	0	1	67	1/5	71.8	2	13	8	0
12/26	at DAL	S	46	26	260	56.5	5.7	10.0	0	1	21	4/31	63.7	1	1	1t	1
01/01	GB	S	41	26	347	63.4	8.5	13.3	2	1	35t	2/15	96.3	0	0	0	0
2016 TTL	16-16		594	388	4,327	65.3	7.3	11.2	24	10	73t	37/216	93.3	37	207	24	2

+- Overtime

2016 GAME-BY-GAME PLAYOFF STATISTICS (DET)

OPP		P/S	PASSING											RUSHING			
			ATT	CMP	YDS	PCT	Y/A	Y/C	TD	INT	LG	SK/YD	RATE	ATT	YDS	LG	TD
01/07	at SEA	S	32	18	205	56.3	6.4	11.4	0	0	30	3/23	75.7	3	15	11	0
2016 TTL	1-1		32	18	205	56.3	6.4	11.4	0	0	30	3/23	75.7	3	15	11	0



TRAVIS SWANSON

CENTER

Arkansas

Year: 4

Draft: '14, R3 (76)-Det

Kingwood, Texas

Ht: 6-5

Born: 01/30/91

Wt: 304

[Complete biographical information available on nfl.com](http://nfl.com)

TRANSACTIONS

- Placed on Reserve/Injured on January 2, 2016.
- Drafted by the Detroit Lions in the third round (76th overall) of the 2014 NFL Draft.

PRO

An imposing force along the offensive line, Swanson possesses the versatility to play both the center and guard positions and studied under long-time Lions C Dominic Raiola as a rookie in 2014. Entered the NFL following an impressive string of 50-consecutive starts during his time at Arkansas.

2016: Started at center in Week 1 at Indianapolis (9/11), notching his 20th career start. Contributed to an offensive line that allowed the Lions to rush for 116 yards.

- Started at center in Week 5 vs. Philadelphia (10/9), helping the Lions offense successfully complete three passing touchdowns in the first half en route to a 24-23 win.
- Started at center in Week 6 vs. Los Angeles (10/16), helping the Lions offense net 348 total yards and convert two fourth downs.
- In Week 7 vs. Washington (10/23), started at center and helped the Lions offense complete a fourth quarter game-winning drive for the third consecutive week.
- On 37 pass plays at Minnesota, the Lions offensive line yielded one sack against the Vikings, which occurred on the team's overtime game-winning drive (11/6). Week 9 marked the fourth consecutive game in which the offensive line yielded one or fewer sacks in three of the past four games.
- In Week 12 vs. Minnesota on Thanksgiving (11/24), was part of an offensive line that helped the Lions total 308 net yards of offense in a 16-13 victory.
- In Week 13 at New Orleans (12/4), was part of an offensive line that helped the Lions score two passing touchdowns and net 422 total yards in a 28-13 victory.
- Inactive in Weeks 14-17 due to a concussion.
- Inactive in Wild Card playoff game at Seattle (1/7).

COLLEGE

Concluded his college tenure as a Razorback with the second-longest active starting streak in the NCAA Football Bowl Subdivision ranks, having started all 50 games that he played in as a two-time captain at Arkansas. His consecutive starts tied the school career-record established by Jerry Franklin (2008-11).

- After being named captain as a junior in 2012, Swanson graded out at 90-percent for blocking consistency, recording 242 knockdowns/key blocks through 24 appearances in his final two seasons. He was responsible for 39 touchdown-resulting blocks.

2013: Named team captain for the second-consecutive season, only the 11th Razorback player to serve back-to-back captain terms. A consensus First Team All-SEC selection, Swanson started each of the team's 12 contests as a senior, tying the school career-record as he extended his streak to 50 consecutive starts. Led a young group of linemen in his final season at Arkansas to rank third in the nation in the fewest quarterback sacks allowed (eight for minus 75 yards) behind only Notre Dame (seven) and Toledo (six).

- Led the conference's offensive linemen and the nation's centers with a blocking consistency of 90.4-percent, as he joined Barrett Jones of Alabama (90.4-percent in 2012) and Maurkice Pouncey of Florida (90.3-percent in 2009) as the only centers in the NCAA Football Bowl Subdivision ranks to register a

blocking grade of 90-percent or better since the turn of the century in 2000.

- Reached a streak of 301-consecutive pass plays without allowing a quarterback sack.

2012: Earned Second Team All-SEC honors as a junior in his first season as team captain. Led the nation's centers with an 89.6-percent blocking consistency grade, totaling 108 knockdowns/key blocks that included 20 touchdown-resulting blocks for an offense that reached the end zone 35 times.

PERSONAL

Prepped at Kingwood (Texas) High School, where he was rated as a three-star prospect and ranked as the nation's 33rd-best offensive guard in the prep ranks. Received first team all-state honors from the Texas Sports Writers Association and second team accolades from the state's coaches association as a senior in 2008.

- Named one of 10 finalists for the Greater Houston Area Offensive Player of the Year, and was also the only lineman among those finalists.
- Majored in sociology at Arkansas. Son of Gina and Todd Swanson.

TRAVIS SWANSON - NFL REGULAR SEASON STATISTICS

	TEAM	GP	GS
2014	DET	16	5
2015	DET	14	14
2016	DET	12	12
NFL TOTALS		42	31

TRAVIS SWANSON - NFL PLAYOFF STATISTICS

	TEAM	GP	GS
2014	DET	1	1
2016	DET	0	0
NFL TOTALS		1	1



TEEZ TABOR

CORNERBACK

Florida
Year: R
Draft: '17, R2 (53)-Det

Washington, D.C.
Ht: 6-0

Born: 12/31/95
Wt: 201

Complete biographical information available on nflomg.com

TRANSACTIONS

- Removed from Non-Football Injury list on July 29, 2017.
- Placed on Non-Football/Active Injury list on July 25, 2017.
- Drafted by the Detroit Lions in the second round (53rd overall) of the 2017 NFL Draft.

PRO

Enters his rookie season with Detroit after being selected in the second round (53rd overall) of the 2017 NFL Draft.

COLLEGE

Spent three seasons with the Gators where he contributed as a dependable defensive back on the outside

2016: Started in the final 12 games after missing the season opener. Totaled 33 tackles, four interceptions, six pass defenses, one sack and a fumble recovery.

- Earned First Team All-SEC honors for the second consecutive season.
- Earned Second Team All-America honors by four different polls.

2015: Appeared in 13 games (nine starts) and recorded 18 total pass defenses on the season.

- First Florida player since LB Brandon Spikes (2009) to return two interceptions for touchdowns in one season.
- Named First Team All-SEC by six different polls including the AP and Coaches.

2014: Played in all 12 games with five starts at cornerback as a true freshman. Led all freshmen with 31 total tackles and had four tackles for loss, two sacks, eight pass defenses and one interception.

- Named to the SEC All-Freshman team.
- Earned SEC Co-Freshman of the Week Honors after his first career start at Tennessee where he registered five tackles, one sack, one forced fumble, one fumble recovery and one pass defense.

PERSONAL

Attended Friendship Collegiate Academy (Washington, D.C.) where he was named Washington D.C.'s Mr. Football as a senior.

- Enrolled early at Florida in January 2014.
- Named a two-time *Washington Post* All-Met selection,
- The only sophomore among the *Washington Post* All-Met first and second teams in 2011.
- Played in the Under Armour All-American Game.
- Recorded five interceptions and 17 pass defenses as a senior.
- Helped Friendship Academy to its second-consecutive DCSAA AA Championship Game.



GOLDEN TATE

WIDE RECEIVER

Notre Dame

Hendersonville, Tenn.

Born: 08/02/88

Year: 8

Ht: 5-10

Wt: 197

Draft: '10, R2 (60)-Sea

Acquired: UFA-Sea '14

[Complete biographical information available on nfl.com](http://nfl.com)

MANE FACTS

PRO BOWL: 2015

TRANSACTIONS

- Signed by the Detroit Lions as an unrestricted free agent to a five-year contract on March 12, 2014.
- Drafted by the Seattle Seahawks in the second round (60th overall) of the 2010 NFL Draft.

PRO

Eighth-year receiver who has established himself as one of the most reliable pass-catchers in the NFL. Joined the Lions in 2014 after spending his first four seasons in the League with the Seattle Seahawks (2010-13). Earned his first trip to the Pro Bowl following a career 2014 season.

- Tate caught 6 passes for 77 yards against Green Bay in Week 17 of the 2016 season (1/1) and finished the season with a team-high 91 catches. By recording 91 receptions in 2016, Tate became the second player in team history to record 90+ receptions in three different seasons. He joined WR Herman Moore (123 in 1995, 106 in 1996 and 104 in 1997) as the only Lions receivers to accomplish this feat and to do so in three consecutive seasons.
 - With 145 yards at New Orleans (12/4/16), Tate reached 5,000 career receiving yards.
 - With Johnson (1,077) reaching 1,000 receiving yards in 2014, he joined Tate (1,331) in the surpassing of 1,000 receiving yards that season. They became the first pair of Lions receivers to both reach 1,000 receiving yards in the same season since 2006 (WR Roy Williams, 1310; WR Mike Furrey, 1,086). In Lions history, this is the sixth time that two Lions receivers have each reached 1,000 receiving yards in the same season (1995, 1996, 1997, 1999, 2006 and 2014).
 - Tate caught a career-high 11 receptions for 109 yards in the team's 20-16 fourth quarter comeback win over Miami in 2014 (11/9/14). By grabbing 11 passes, Tate set a new franchise record for the most consecutive games (6) with 7+ receptions. He broke the previous record of five shared by WR Brett Perriman (5, 1996) and WR Calvin Johnson (5, 2012).
 - With 109 yards against the Dolphins, he also recorded 100+ yards in three straight games for the first time in his career (154 vs. NO; 151 at Atl; 109 vs. Mia).
 - Tate registered 151 yards in the Lions' 22-21 comeback win vs. Atlanta in London (10/26/14). Combined with his 154 yards the previous week vs. New Orleans (10/19), Tate became the third receiver in Lions history with back-to-back 150-yard games, joining E Cloyce Box (1952) and WR Calvin Johnson (2013) as the only players in team history with back-to-back 150-yard games.
 - Has played in eight postseason games (five starts), including three in 2013.
- 2016:** Started in Week 1 at Indianapolis (9/11), making seven receptions for 41 yards and a long of 11.
- Caught two passes for 13 yards in Week 2 vs. Tennessee (9/18).
 - Notched four receptions for 40 yards with a long of 15 in Week 3 at Green Bay (9/25).
 - Connected with QB Matthew Stafford in the fourth quarter of Week 5 vs. Philadelphia (10/9) for a 27-yard reception to set up the game-winning field goal. Finished the game with three catches for 39 yards, and a career-high three rushes for six yards.
 - In Week 6 vs. Los Angeles (10/16), recorded a career-high 165 receiving yards on eight receptions and scored one touchdown. Made the third-longest reception of his career on a 61-yard pass from QB Matthew Stafford, and notched his ninth career 100+ yard game. Also rushed for three yards on one

- attempt, logging a career-high 168 all-purpose yards.
- Recorded six catches for 93 yards in Week 7 vs. Washington (10/23), including a pair of receptions for 20+ yards that helped the Lions score on both respective drives.
- In Week 8 at Houston (10/30), hauled in seven receptions for 42 yards with a long of 13.
- In Week 9 at Minnesota (11/6), tied a single-game career high with 11 receptions for 79 receiving yards and scored the game-winning touchdown on a 28-yard pass in overtime that gave the Lions a 22-16 road win. Also rushed for one yard on one carry.
- Appeared in his 100th career game in Week 11 vs. Jacksonville (11/20). Logged three receptions for 27 yards with a long of 13.
- In Week 12 vs. Minnesota on Thanksgiving (11/24), caught five passes for 77 yards. Connected with QB Matthew Stafford for a 41-yard reception that helped set up a Lions' field goal score.
- In Week 13 at New Orleans (12/4), caught eight passes for 145 yards and scored on a 66-yard touchdown in the fourth quarter. Recorded his 10th 100-yard career game and surpassed 5,000 career receiving yards (5,101) in the Lions' 28-13 win.
- In Week 14 vs. Chicago (12/11), caught six passes for 58 yards marking his third consecutive season with 70+ receptions (71).
- Recorded his 11th career 100-yard game in Week 15 at New York Giants (12/18) when he caught eight passes for 122 yards, including a 67-yard reception.
- Caught six passes for 58 yards in Week 16 at Dallas (12/26). His 58 yards brought his season receiving yard total to 1,000, marking his second-career 1,000-yard season.
- In Week 17 vs. Green Bay (1/1), caught six passes for 77 yards and one touchdown. Finished the season with a team-best 91 catches. Also gained seven yards on one rushing attempt.

COLLEGE

Ended his collegiate career for the Fighting Irish ranking third in Notre Dame history with 157 receptions and established the team's single-season record with 93 receptions during his senior season. Career totals include 37 games (22 starts), 157 receptions, 2,707 receiving yards and 26 touchdowns. Also ranks eighth on the Irish all-time record list with 909 yards on kickoff returns and second with 4,130 all-purpose yards.

- As a junior, was a consensus All-American First Team selection and was the recipient of the Biletnikoff Award, given to the nation's premier wide receiver.

PERSONAL

Attended Pope John Paul II (Hendersonville, Tenn.) High School where he was a *USA Today* Second Team All-America selection (defense). Carried the ball 140 times for 1,413 yards and 23 touchdowns as a senior, while also tacking on 28 receptions for 510 yards and six receiving touchdowns. Also picked off three passes as a defensive back.

- Ranked as the No. 11 player on the *ESPN 150* list and rated as one of the top 250 players nationally by *Rivals.com*.
- Also drafted by the Arizona Diamondbacks in the 42nd round of the 2007 MLB Draft after being a standout outfielder for the Notre Dame baseball team.
- Father, Golden Tate, Jr., played wide receiver at Tennessee State and was a fifth-round pick by the Indianapolis Colts in the 1984 NFL Draft.

GOLDEN TATE - NFL REGULAR SEASON STATISTICS

	TEAM	RUSHING							RECEIVING				
		GP	GS	NO	YDS	AVG	LG	TD	NO	YDS	AVG	LG	TD
2010	SEA	11	0	2	4	2.0	3	0	21	227	10.8	52	0
2011	SEA	16	5	5	14	2.8	14	0	35	382	10.9	33	3
2012	SEA	15	15	3	20	6.7	13	0	45	688	15.3	51	7
2013	SEA	16	13	3	31	10.3	20	0	64	898	14.0	80t	5
2014	DET	16	16	5	30	6.0	13	0	99	1,331	13.4	73t	4
2015	DET	16	16	6	41	6.8	15	0	90	813	9.0	43	6
2016	DET	16	16	10	4	0.4	11	0	91	1,077	11.8	67	4
NFL TOTALS		106	81	34	144	4.2	20	0	445	5,416	12.2	80t	29

GOLDEN TATE - NFL PLAYOFF STATISTICS

	TEAM	RUSHING							RECEIVING				
		GP	GS	NO	YDS	AVG	LG	TD	NO	YDS	AVG	LG	TD
2010	SEA	2	1	1	13	13.0	13	0	1	5	5.0	5	0
2012	SEA	2	1	0	0	0.0	0	0	10	138	13.8	29t	1
2013	SEA	3	2	0	0	0.0	0	0	8	61	7.6	13	0
2014	DET	1	1	0	0	0.0	0	0	6	89	14.8	51t	1
2016	DET	1	1	1	0	0.0	0	0	3	25	8.3	13	0
NFL TOTALS		9	6	2	13	6.5	13	0	28	318	11.4	51t	2

GOLDEN TATE - NFL REGULAR SEASON RETURN STATISTICS

	TEAM	KICKOFF RETURNS					PUNT RETURNS					
		RET	YDS	AVG	LG	TD	NO	FC	YDS	AVG	LG	TD
2010	SEA	1	10	10.0	10	0	16	6	202	12.6	63	0
2011	SEA	0	0	0.0	0	0	1	0	0	0.0	0	0
2012	SEA	0	0	0.0	0	0	0	1	0	0.0	0	0
2013	SEA	3	57	19.0	24	0	51	14	585	11.5	71	0
2014	DET	0	0	0.0	0	0	0	0	0	0.0	0	0
2015	DET	1	26	26.0	26	0	20	14	149	7.5	23	0
2016	DET	0	0	0.0	0	0	0	0	0	0.0	0	0
NFL TOTALS		5	93	18.6	26	0	88	35	936	10.6	71	0

GOLDEN TATE - NFL PLAYOFF RETURN STATISTICS

	TEAM	KICKOFF RETURNS					PUNT RETURNS					
		RET	YDS	AVG	LG	TD	NO	FC	YDS	AVG	LG	TD
2010	SEA	0	0	0.0	0	0	1	1	11	11.0	11	0
2012	SEA	0	0	0.0	0	0	0	0	0	0.0	0	0
2013	SEA	1	20	20.0	20	0	4	2	15	3.8	10	0
2014	DET	0	0	0.0	0	0	1	0	2	2.0	2	0
2016	DET	0	0	0.0	0	0	0	0	0	0.0	0	0
NFL TOTALS		1	20	20.0	20	0	6	3	28	4.7	11	0

SINGLE-GAME HIGHS

Rush Attempts	3 vs. Philadelphia Eagles, Oct 09, 2016	Receiving TDs	2 at New Orleans Saints, Dec 21, 2015
Rushing Yards	29 vs. Jacksonville Jaguars, Sep 22, 2013	All-purpose yards	168 vs. Los Angeles Rams, Oct 16, 2016
Longest Runs	20 vs. Jacksonville Jaguars, Sep 22, 2013	Punt Return Yards	92 vs. Tampa Bay Buccaneers, Nov 03, 2013
Receptions	11 at Minnesota Vikings, Nov 06, 2016	Longest Punt Return	71 vs. Tampa Bay Buccaneers, Nov 03, 2013
Receiving Yards	165 vs. Los Angeles Rams, Oct 16, 2016	Punt Returns	7 at New York Giants, Dec 15, 2013
Longest Receptions	80t at Los Angeles Rams, Oct 28, 2013	Most TDs	2 at New Orleans Saints, Dec 21, 2015

2016 GAME-BY-GAME REGULAR SEASON STATISTICS (DET)

	OPP	P/S	RECEIVING				RUSHING			
			NO	YDS	LG	TD	ATT	YDS	LG	TD
09/11	at IND	S	7	41	11	0	1	2	2	0
09/18	TEN	S	2	13	8	0	0	0	0	0
09/25	at GB	S	4	40	15	0	1	-8	-8	0
10/02	at CHI	S	1	1	1	0	0	0	0	0
10/09	PHI	S	3	39	27	0	3	6	11	0
10/16	LA	S	8	165	61	1	1	3	3	0
10/23	WAS	S	6	93	27	0	0	0	0	0
10/30	at HOU	S	7	42	13	0	0	0	0	0
11/06	at MIN	S	11	79	28t	1	1	1	1	0
11/20	JAX	S	3	27	13	0	1	-6	-6	0
11/24	MIN	S	5	77	41	0	0	0	0	0
12/04	at NO	S	8	145	66t	1	0	0	0	0
12/11	CHI	S	6	58	14	0	1	-1	-1	0
12/18	at NYG	S	8	122	67	0	0	0	0	0
12/26	at DAL	S	6	58	16	0	0	0	0	0
01/01	GB	S	6	77	24	1	1	7	7	0
2016 TTL		16-16	91	1,077	67	4	10	4	11	0

+ - Overtime



BRANDON THOMAS

GUARD

Clemson

Spartanburg, S.C.

Born: 02/18/91

Year: 3

Ht: 6-3

Wt: 317

Draft: '14, R3 (100)-SF

Acquired: T-SF '16

Complete biographical information available on nflomg.com

TRANSACTIONS

- Placed on Active/Physically Unable to Perform list on July 29, 2017.
- Re-signed by the Lions to a Reserve/Future contract on January 9, 2017.
- Signed by the Lions to the practice squad on September 4, 2016.
- Traded from the 49ers to the Detroit Lions on August 29, 2016.
- Activated from the Reserved/Non-Football Injured list on February 2, 2015.
- Placed on the Reserved/Non-Football Injured list on August 25, 2014.
- Drafted by the San Francisco 49ers in the third round (100th overall) of the 2014 NFL Draft.

PRO

Selected by the San Francisco 49ers in the 2014 NFL Draft to help bolster the offensive line as an offensive guard. Has yet to play in a game after suffering from a torn ACL his rookie season.

2016: Acquired by the Lions via trade in 2016 and spent the season as a member of the team's practice squad.

COLLEGE

Played more than 2,500 snaps at both tackle and guard for the Clemson Tigers over four seasons. A two-time All-ACC selection and two-time ACC Academic Honor Roll member. Earned three letters as a Tiger.

2013: A First Team All-ACC selection for a second consecutive season. Played his final year as a team co-captain while starting in 13 games.

- Had 32 knockdowns.
- Named ACC Offensive Lineman-of-the-Week after two knockdowns at Maryland.

2012: Played a team high 987 snaps while recording 23 knockdowns on the year.

- ACC Academic Honor Roll member.

2011: Played in 13 games with 10 starts. Third on the team in knockdowns.

- Made his first career start against Florida State.
- Recovered a fumble in the end zone for a touchdown at Florida State.

2010: Played in 10 games as a redshirt freshman.

2009: Redshirted.

- ACC Academic Honor Roll.

PERSONAL

Graduated on May 10, 2013 from Clemson University with a degree in secondary education.

BRANDON THOMAS - NFL REGULAR SEASON STATISTICS

	TEAM	GP	GS
2015	SF	0	0
2016	DET	0	0
NFL TOTALS		0	0



NOEL THOMAS

WIDE RECEIVER

Connecticut

Year: R

Draft: UDFA-Det '17

Norwalk, Conn.

Ht: 6-1

Born: 09/18/94

Wt: 200

[Complete biographical information available on nflomg.com](#)

TRANSACTIONS

- Signed by the Detroit Lions as an undrafted rookie free agent on May 12, 2017.

PRO

Joins the Lions receiving corps as an undrafted rookie free agent out of the University of Connecticut.

COLLEGE

A three-year starter for the UCONN Huskies. Recorded 183 career receptions, good for fourth in school history. Also compiled over 2,235 career receiving yards, eighth most in school history. Had seven 100 yard receiving games, including a streak of six consecutive games.

2016: Helped lead UCONN's offense with a school single-season record of 100 receptions for 1,179 yards.

- Named 2016 Connecticut Player of the Year Award winner by Walter Camp Football Foundation
- Earned Second Team All-American Athletic Conference pick and All-New England honors for second straight season.
- Participated in NFLPA Collegiate Bowl.

2015: Was a key contributor to the Huskies receiving corps with 54 receptions for 719 yards and three touchdowns.

- Named to All-New England team by New England Football Writers' Association.
- Had career-high seven receptions in three separate games.
- Named American Athletic Conference Offensive Player of the Week for his efforts in a win against nationally ranked Houston in which he racked up 108 yards receiving (Nov. 21).

2014: Played in all 12 games for UCONN, hailing in 26 catches for 305 yards and a team-high four touchdowns on the year.

- Caught four passes for a season-high 83 yards and two touchdowns against UCF.

2013: Thomas played in five of the last seven games of the season for the Huskies.

PERSONAL

Attended St. Luke's School (New Canaan, CT.). Son of Noel Thomas Sr.

- His father, Thomas Sr., was his head coach while at St. Luke.
- Played wide receiver, running back, and quarterback his senior year, leading team to NEPSAC Class C championship.
- Compiled over 2,000 total yards his senior campaign while contributing 25 total touchdowns.
- Totaled 4,888 yards and 53 touchdowns in his high school career.



JOSH THORNTON

CORNERBACK

Southern Utah

Year: R

Draft: UDFA-Det '17

West Palm, Fla.

Ht: 5-11

Born: 11/24/92

Wt: 185

[Complete biographical information available on nflomg.com](#)

TRANSACTIONS

- Signed by the Detroit Lions as an undrafted rookie free agent on May 12, 2017.

PRO

Enters his rookie campaign with the Lions defensive secondary as an undrafted rookie free agent.

COLLEGE

A steady presence during his two years in the Southern Utah secondary after transferring from Alan Hancock College. Compiled 70 total tackles and five interceptions during that time.

2016: Started in all 11 games for the Thunderbirds. Finished the season with 28 tackles, three interceptions, and eight pass defenses.

- Earned Second Team All-Big Sky honors for his efforts during the 2016 season.

2015: Appeared in all 12 games for the Thunderbirds, helping the team win its first ever Big Sky Conference championship. Recorded 16 solo tackles and 16 tackle assists on the year.

- Credited with two tackles for a loss on the year as well as two interceptions.

PERSONAL

Attended Glades Day High School (West Palm Beach, Fla.).

- Three-year football letterman in high school.
- First Team Palm Beach Post All-Area selection his senior year.
- Ran track and field while in high school. Won 400m state championship.



KHYRI THORNTON

DEFENSIVE TACKLE

Southern Mississippi
Year: 4
Draft: '14, R3 (85)-GB

Panama City, Fla.
Ht: 6-3
Acquired: W-NE '15

Born: 11/21/89
Wt: 315

[Complete biographical information available on nflomg.com](http://nflomg.com)

TRANSACTIONS

- Re-signed by the Lions to a contract extension on March 9, 2017.
- Claimed off waivers by the Detroit Lions from the Patriots on October 23, 2015.
- Waived by the Patriots on October 22, 2015.
- Signed by the Patriots to the active roster on October 1, 2015.
- Signed by the Patriots to the practice squad on September 19, 2015.
- Waived by the Patriots on September 17, 2015.
- Claimed off waivers by the New England Patriots on September 6, 2015.
- Waived by the Packers on September 5, 2015.
- Taken off Reserve/Injured by the Packers on February 2, 2015.
- Placed on Reserve/Injured by the Packers on August 30, 2014.
- Drafted by the Green Bay Packers in the third round (85th overall) of the 2014 NFL Draft.

PRO

Fourth-year defensive tackle who rejoined the Lions defensive tackle rotation in 2016 after appearing in six games for Detroit in 2015.

2016: Appeared in his seventh career game, recording one assisted tackle in Week 1 at Indianapolis (9/11).

- Notched one tackle for loss in Week 2 vs. Tennessee (9/18).
- Recorded one solo tackle in Week 4 at Chicago (10/2).
- Made his first career start in Week 6 vs. Los Angeles (10/16), tying his career-high with two tackles and recorded one quarterback hit.
- Started in Week 7 vs. Washington (10/23) and recorded two tackles.
- In Week 8 at Houston (10/30), recorded his first career sack when he took down Texans QB Brock Osweiler for a loss of seven yards. Also registered a career-high four tackles (two solo).
- Started his fourth career game in Week 9 at Minnesota (11/6), recording one tackle in the Lions' 22-16 overtime victory.
- Started at defensive tackle in Week 11 vs. Jacksonville (11/20).
- In Week 13 at New Orleans (12/4), recorded one tackle in his sixth start of the season.
- Combined for four tackles (three solo) in Week 15 at New York Giants (12/18).
- Recorded one solo tackle in Week 17 vs. Green Bay (1/1).
- In the Wild Card playoff game at Seattle (1/7), recorded two solo tackles.

COLLEGE

Saw action in 50 games, making 28 starts at Southern Mississippi. Tallied 116 total tackles, 30 tackles for loss, 5 .5 sacks, two forced fumbles, a fumble recovery, one interception and three pass defenses.

PERSONAL

Attended Bay High School in Panama City, Fl. where he was a defensive lineman and a fullback.

- Tallied, 49 tackles, two sacks, three forced fumbles and a fumble recovery in his senior season. Also rushed for 678 yards and 10 touchdowns while also adding a touchdown reception.

KHYRI THORNTON - NFL REGULAR SEASON STATISTICS

	TEAM	TACKLES									INTERCEPTIONS					O. FUMB			ST					
		GP	GS	TT	S	A	TFL	YDS	SK	YDS	QBH	NO	YDS	LG	TD	PD	FF	FR	YDS	TT	S	A	FF	FR
2014	GB	0	0	0	0	0	0	0.0	0.0	0	0	0	0	0	0	0	0	0	0	0	0	0	0	0
2015	NE	0	0	0	0	0	0	0.0	0.0	0	0	0	0	0	0	0	0	0	0	0	0	0	0	0
Went from NE to DET .																								
2015	DET	6	0	5	3	2	2	5	0.0	0.0	0	0	0	0	0	0	0	0	0	0	0	0	0	0
2016	DET	13	6	19	14	5	2	9	1.0	7.0	2	0	0	0	0	1	0	0	0	0	0	0	0	0
NFL TOTALS		19	6	24	17	7	4	14	1.0	7.0	2	0	0	0	0	1	0	0	0	0	0	0	0	0

KHYRI THORNTON - NFL PLAYOFF STATISTICS

	TEAM	TACKLES									INTERCEPTIONS					O. FUMB			ST					
		GP	GS	TT	S	A	TFL	YDS	SK	YDS	QBH	NO	YDS	LG	TD	PD	FF	FR	YDS	TT	S	A	FF	FR
2016	DET	1	0	2	2	0	0	0.0	0.0	0	0	0	0	0	0	0	0	0	0	0	0	0	0	0
NFL TOTALS		1	0	2	2	0	0	0.0	0.0	0	0	0	0	0	0	0	0	0	0	0	0	0	0	0

SINGLE-GAME HIGHS

Defensive Tackles 4 at New York Giants, Dec 18, 2016
Sacks 1 at Houston Texans, Oct 30, 2016

Forced Fumbles 1 vs. Washington Redskins, Oct 23, 2016
Tackles For Loss 1 at Houston Texans, Oct 30, 2016

2016 GAME-BY-GAME REGULAR SEASON STATISTICS (DET)

DATE	OPP	P	TACKLES									INTERCEPTIONS					O. FUMB			ST				
			TT	S	A	SK	YDS	TFL	YDS	QBH	NO	YDS	LG	TD	PD	FF	FR	YDS	TT	S	A	FF	FR	
09/11	at IND	P	1	0	1	0.0	0.0	0	0	0	0	0	0	0	0	0	0	0	0	0	0	0	0	0
09/18	TEN	P	1	1	0	0.0	0.0	1	2	0	0	0	0	0	0	0	0	0	0	0	0	0	0	0
09/25	at GB	P	0	0	0	0.0	0.0	0	0	0	0	0	0	0	0	0	0	0	0	0	0	0	0	0
10/02	at CHI	P	1	1	0	0.0	0.0	0	0	0	0	0	0	0	0	0	0	0	0	0	0	0	0	0
10/09	PHI	P	0	0	0	0.0	0.0	0	0	0	0	0	0	0	0	0	0	0	0	0	0	0	0	0
10/16	LA	S	2	2	0	0.0	0.0	0	0	1	0	0	0	0	0	0	0	0	0	0	0	0	0	0
10/23	WAS	S	3	3	0	0.0	0.0	0	0	0	0	0	0	0	1	0	0	0	0	0	0	0	0	0
10/30	at HOU	S	4	2	2	1.0	7.0	1	7	1	0	0	0	0	0	0	0	0	0	0	0	0	0	0
11/06	at MIN	S	1	0	1	0.0	0.0	0	0	0	0	0	0	0	0	0	0	0	0	0	0	0	0	0
11/20	JAX	S	0	0	0	0.0	0.0	0	0	0	0	0	0	0	0	0	0	0	0	0	0	0	0	0
11/24	MIN		INACTIVE																					
12/04	at NO	S	1	1	0	0.0	0.0	0	0	0	0	0	0	0	0	0	0	0	0	0	0	0	0	0
12/11	CHI		INACTIVE																					
12/18	at NYG	P	4	3	1	0.0	0.0	0	0	0	0	0	0	0	0	0	0	0	0	0	0	0	0	0
12/26	at DAL		INACTIVE																					
01/01	GB	P	1	1	0	0.0	0.0	0	0	0	0	0	0	0	0	0	0	0	0	0	0	0	0	0
2016 TTL		13-6	19	14	5	1.0	7.0	2	9	2	0	0	0	0	0	1	0	0	0	0	0	0	0	0

+ - Overtime



LAKEN TOMLINSON

GUARD

Duke

Year: 3

Draft: '15, R1 (28)-Det

Chicago, Ill.

Ht: 6-3

Born: 02/09/92

Wt: 312

Complete biographical information available on nflomg.com

TRANSACTIONS

- Drafted by the Detroit Lions in the first round (28th overall) of the 2015 NFL Draft.

PRO

The Lions' top pick of the 2015 NFL Draft (28th overall), Tomlinson's size and athleticism further adds to the Lions' young offensive line following a four-year career at Duke.

2016: Started his 15th career game at left guard in Week 1 at Indianapolis (9/11). Contributed to an offensive line that allowed the Lions to rush for 116 yards.

- Started at right guard in Week 6 vs. Los Angeles (10/16), helping the Lions offense net 348 total yards and convert two fourth downs, while also allowing no sacks in the game.
- In Week 12 vs. Minnesota on Thanksgiving (11/24), was part of an offensive line that helped the Lions total 308 net yards of offense in a 16-13 victory.
- Started at left guard in Week 14 vs. Chicago (12/11) and helped the Lions tally 114 total rushing yards in a 20-17 victory.
- Started at left guard for the third consecutive game in Week 16 at Dallas (12/26).
- In Week 17 vs. Green Bay (1/1), started on an offensive line that allowed QB Matthew Stafford to throw for 347 yards and RB Zach Zenner to rush for a career-high 69 yards and one touchdown.
- Started at left guard in the Wild Card playoff game at Seattle (1/7).

COLLEGE

Lettered four seasons at Duke (2011-14) and helped the Blue Devils to 28 wins during that span, including the 2013 ACC Coastal Division championship and three bowl game appearances (2012 Belk, 2013 Chick-fil-A & 2014 Hyundai Sun). Played in and started 52 games as the team's right guard, logging 3,962 career snaps, and was named team captain in 2014.

- Named Academic All-ACC all four years of his college career.

2014: Consensus All-America selection and was named First Team All-America by the Associated Press and Walter Camp Foundation. Also earned Second Team honors from Athlon, Sporting News and USA Today and was a First Team All-ACC choice by both the league's head coaches and Atlantic Coast Sports Media Association.

- Started all 13 games as the anchor along Duke's offensive line, which led the nation in fewest tackles for loss allowed per game (3.15) and ranked first in the ACC in sacks allowed per passing attempt (36.23) and second in sacks allowed per game (1.00).
- Part of a Blue Devil offense that became the first in school history to average 180+ rushing yards and 210+ passing yards per game. Duke's 181.85 rushing yards per game is the program's highest mark since 1977.

2013: First Team All-ACC choice by the league's head coaches and was named to both the ACC and national All-Bowl Teams by ESPN after helping the Blue Devils compile 661 total yards and 48 points against Texas A&M in the 46th annual Chick-fil-A Bowl in Atlanta, Ga.

- Integral part of Duke's offensive front that ranked first in the ACC in sacks allowed per passing attempt (27.8) and established a school single-season-record 298 total first downs, 5,966 offensive yards and 459 points.
- Helped the Blue Devils offense finish among the ACC leaders in total offense (426.1; 4th), scoring (32.8;

5th), rushing (178.0; 5th) and passing (248.1; 6th).

2012: As a sophomore, was the recipient of the Sonny Falcone Iron Duke Award, a team honor presented annually to one offensive player, one defensive player and one player in the developmental program for their year-round commitment to strength and conditioning.

2011: First Team Freshman All-America selection by Sporting News after starting all 12 games at right guard, becoming just the seventh First Team Freshman All-America selection in school history.

- Named ACC Offensive Lineman of the Week after helping Duke throw for 335 yards with zero turnovers and zero sacks allowed in a 31-27 road win over FIU.

PERSONAL

Played four seasons at Lane Technical High School in Chicago under coach Rich Rio, where he was listed as the 23rd-best offensive guard by Scout.com and 20th-best offensive lineman in the country by USA Today's Tom Lemming.

- Earned all-state honors as a senior from both the Illinois High School Football Coaches Association and Chicago Tribune after being named team MVP.
- Was a two-time all-city pick and four-time first team all-conference selection. Helped Lane to the 2008 Chicago Public League football championship.
- Also competed in track and field at Lane in discus and shot put.
- In May of 2012, joined nine Duke teammates on a mission trip to Langano, Ethiopia for a water well-digging project.
- Graduated from Duke with degrees in both evolutionary anthropology (B.A.) and psychology (B.S.).

LAKEN TOMLINSON - NFL REGULAR SEASON STATISTICS

	TEAM	GP	GS
2015	DET	16	14
2016	DET	16	10
NFL TOTALS		32	24

LAKEN TOMLINSON - NFL PLAYOFF STATISTICS

	TEAM	GP	GS
2016	DET	1	1
NFL TOTALS		1	1



ROBERT TONYAN

TIGHT END

Indiana State

Year: R

Draft: UDFA-Det '17

McHenry, Ill.

Ht: 6-5

Born: 04/30/94

Wt: 200

Complete biographical information available on nflomg.com

TRANSACTIONS

- Signed by the Detroit Lions as an undrafted rookie free agent on May 12, 2017.

TRANSACTIONS

Joins the Lions tight end squad as an undrafted rookie free agent out of Indiana State University.

COLLEGE

Attended Indiana State University where he contributed as one of the top receivers in program history after switching from the quarterback position during the 2014 season. Finished career with school record 10 touchdowns in a season. His career totals include 150 receptions for 2,047 yards, and 20 receiving touchdowns.

2016: Hauled in 10 touchdowns on 56 receptions and 699 yards in his senior campaign.

- Hauled in two touchdowns for 131 yards against Southern Illinois (Oct. 22).
- Earned Second Team All-MVFC honors.
- Named to MVFC All-Academic team.

2015: Played in 11 games (six starts) for the Sycamores. Led ISU in receiving yards (601) and compiled six touchdowns on the year.

- Named honorable mention All-MVFC.
- Named honorable mention MVFC Scholar-Athlete.

2014: Appeared in 13 games for Indiana State, switching from quarterback to wide receiver. Hauled in 54 receptions for 747 yards and four touchdowns on the year.

- Career high 172 receiving yards at Western Illinois.

PERSONAL

Son of Robert and Tammy Tonyan. Attended McHenry High School (McHenry, Ill.).

- Was a letterman in both football and basketball.
- Set school record for passing yards (5,000) and had a career total of 40 passing touchdowns.
- Named All-Fox Valley Conference in 2010 and 2011.



JEREMIAH VALOAGA

DEFENSIVE END

Nevada-Las Vegas
Year: R
Draft: UDFA-Det '17

Oxnard, Calif.
Ht: 6-6

Born: 11/15/94
Wt: 255

[Complete biographical information available on nfl.com](http://nfl.com)

MANE FACTS

- Pronunciation: VAL-oh-AH-ga

TRANSACTIONS

- Placed on Active/Physically Unable to Perform list on July 25, 2017.
- Signed by the Detroit Lions as an undrafted rookie free agent on May 12, 2017.

PRO

Comes to Detroit as an undrafted rookie free agent out of UNLV.

COLLEGE

A strong pass rusher for UNLV who totaled 87 tackles, 8.5 sacks, a forced fumble, and seven pass defenses during his time with the Rebels.

2016: Recorded 14 solo tackles, 5.5 tackles for loss and 24 total tackles in 10 games for the Rebels.

- Totaled four sacks on the year.

2015: Played in six games for UNLV in which he had 16 total tackles. Also recovered a forced fumble and added two pass defenses.

- Finished the season ranked second on the team in both tackles for loss (4.5) and quarterback sacks (2.5).

2014: Redshirted.

2013: Made appearances in 11 games for the Rebels. Finished the year with 27 tackles, including 5.5 tackles for a loss and one sack on the year.

2012: Played in 12 games during the season. Accumulated 21 total tackles, including four tackles for loss and 1.5 sacks.

PERSONAL

Son of Jeremiah and Celina Valoaga. Attended Channel Island High School (Oxnard, CA.).

- Recognized as an All-Pacific View League and All-Ventura County selection as a senior.
- Won Pacific View League Defensive Line of The Year honors in 2011.
- Also played both basketball and volleyball in high school.
- Majored in criminal justice.



RICK WAGNER

TACKLE

Wisconsin

West Allis, Wis.

Born: 10/21/89

Year: 5

Ht: 6-6

Wt: 310

Draft: '13, R5 (168)-Bal

Acquired: UFA-Bal '17

Complete biographical information available on nfl.com

TRANSACTIONS

- Signed by the Detroit Lions as an unrestricted free agent on March 9, 2017.
- Placed on Reserve/Injured list on December 23, 2014.
- Drafted by the Baltimore Ravens in the fifth round (168th overall) of the 2013 NFL Draft.

PRO

Joins the Lions after signing as an unrestricted free agent in 2017. Comes to Detroit as a steady, veteran presence on offense. Spent his first four seasons in Baltimore (2013-16) helping seal the edge along the right side of the offensive line. Entered the League in 2013 out of the University of Wisconsin.

- Worked with Lions Head Coach Jim Caldwell in Baltimore's offense in 2013 when Caldwell served as the Ravens Offensive Coordinator.
- Played in 62 of a possible 64 games from 2013-16.

2016: Started at right tackle in all 15 games played.

- Helped protect Ravens QB Joe Flacco who threw for 4,000 yards for the first time in his career (4,317).

COLLEGE

Saw action in 51 games (37 starts) at Wisconsin both at right tackle and left tackle.

- Served as team captain and earned First Team All-Big Ten, Academic All-Big Ten and several All-American nods as a senior in 2012.
- Missed just three games in his career.
- Graduated with a degree in consumer affairs.
- Redshirted as a true freshman in 2008.

PERSONAL

Attended Nathan Hale (West Allis, Wis.) High School and also lettered in basketball.

- Received the Tom Wiesner Award in 2012, presented to a Wisconsin-born player who exhibits qualities of loyalty, hard work, spirit and dedication.

RICK WAGNER - NFL REGULAR SEASON STATISTICS

	TEAM	GP	GS
2013	BAL	16	2
2014	BAL	15	15
2015	BAL	16	16
2016	BAL	15	14
NFL TOTALS		62	47

2016 GAME-BY-GAME REGULAR SEASON STATISTICS (DET)

		TACKLES								INTERCEPTIONS					O. FUMB			ST					
OPP		TT	S	A	SK	YDS	TFL	YDS	QBH	NO	YDS	LG	TD	PD	FF	FR	YDS	TT	S	A	FF	FR	
09/11	at IND																						
09/18	TEN																						
09/25	at GB																						
10/02	at CHI																						
10/09	PHI																						
10/16	LA																						
10/23	WAS																						
10/30	at HOU																						
11/06	at MIN																						
11/20	JAX																						
11/24	MIN																						
12/04	at NO																						
12/11	CHI																						
12/18	at NYG																						
12/26	at DAL																						
01/01	GB																						
2016 TTL		0	0	0	0.0	0.0	0	0	0	0	0	0	0	0	0	0	0	0	0	0	0	0	0

2016 GAME-BY-GAME PLAYOFF STATISTICS (DET)

		TACKLES								INTERCEPTIONS					O. FUMB			ST					
OPP		TT	S	A	SK	YDS	TFL	YDS	QBH	NO	YDS	LG	TD	PD	FF	FR	YDS	TT	S	A	FF	FR	
01/07	at SEA																						
2016 TTL		0	0	0	0.0	0.0	0	0	0	0	0	0	0	0	0	0	0	0	0	0	0	0	0



CORNELIUS WASHINGTON

DEFENSIVE END

Georgia

Year: 5

Draft: '13, R6 (188)-Chi

Hephzibah, Ga.

Ht: 6-4

Acquired: UFA-Chi '17

Born: 09/10/89

Wt: 292

Complete biographical information available on nflomg.com

TRANSACTIONS

- Removed from Active/Non-Football Injury list on July 30, 2017.
- Placed on Active/Non-Football Injury list on July 29, 2017.
- Signed by the Detroit Lions as an unrestricted free agent on March 9, 2017.
- Placed on Reserve/Injured on September 14, 2015.
- Drafted by the Chicago Bears in the sixth round (188th overall) of the 2013 NFL Draft.

PRO

Played in 31 games in four seasons with the Bears (2013-16), recording 27 tackles (19 solo). Entered the NFL in 2013 after being drafted in the sixth round (188th overall) by the Bears.

2016: Played in 15 games (two starts) and recorded 20 tackles (14) and a pass defense. Finished with a season-high 20 tackles and two sacks.

- Recorded a sack against the Lions in Week 4 (10/2).
- Finished with one sack in a Week 8 victory over the Vikings (10/3).
- Posted a season-high three solo tackles against the Titans (11/27).

COLLEGE

Spent his college career at the University of Georgia, establishing himself as a dependable, versatile presence on defense. Contributed both on the defensive line and at outside linebacker.

- Recorded 76 tackles (46 solo), 10.5 sacks and two fumble recoveries.
- Majored in sports management.
- Teammates with Lions QB Matthew Stafford at Georgia in 2008.

PERSONAL

Attended Burke County High School (Waynesboro, Ga.).

CORNELIUS WASHINGTON - NFL REGULAR SEASON STATISTICS

TEAM	GP	GS	TACKLES							INTERCEPTIONS					O. FUMB			ST									
			TT	S	A	TFL	YDS	SK	YDS	QBH	NO	YDS	LG	TD	PD	FF	FR	YDS	TT	S	A	FF	FR				
2013	CHI	2	0	1	1	0	1	4	0.0	0.0	0	0	0	0	0	0	0	0	0	0	0	0	0	0	0	0	0
2014	CHI	13	0	6	4	2	2	3	1.0	1.0	2	0	0	0	0	0	0	0	0	0	0	3	2	1	0	0	0
2015	CHI	1	0	0	0	0	0	0	0.0	0.0	0	0	0	0	0	0	0	0	0	0	0	0	0	0	0	0	0
2016	CHI	15	2	20	14	6	2	12	2.0	12.0	4	0	0	0	0	1	0	0	0	0	0	0	0	0	0	0	0
NFL TOTALS		31	2	27	19	8	5	19	3.0	13.0	6	0	0	0	0	1	0	0	0	0	3	2	1	0	0	0	0



DWAYNE WASHINGTON

RUNNING BACK

Washington

Lakewood, Calif.

Born: 04/24/94

Year: 2

Ht: 6-1

Wt: 223

Draft: '16, R7 (236)-Det

[Complete biographical information available on nflomg.com](http://nflomg.com)

TRANSACTIONS

- Drafted by the Detroit Lions in the seventh round (236th overall) of the 2016 NFL Draft.

PRO

Drafted by the Lions in the seventh round (236 overall) of the 2016 NFL Draft out of Washington and provides size and quickness in the Lions' versatile stable of running backs.

2016: Appeared in his first career game, scoring his first career touchdown on a 1-yard rush in Week 1 at Indianapolis (9/11).

- Carried the ball four times for 31 yards in Week 2 vs. Tennessee (9/18), with a long of 28.
- Rushed for 38 yards and a long of nine, averaging 3.8 yards per carry in Week 3 at Green Bay (9/25).
- Recorded six rushing yards on two carries and one reception for eight yards before exiting the game early due to an ankle injury in Week 4 at Chicago (10/2).
- Inactive in Weeks 5-8 due to an ankle injury.
- In Week 9 at Minnesota (11/6) rushed for 26 yards with a long of eight, tying his career-high for attempts at the time with 10 in the Lions' 22-16 overtime victory.
- Rushed for six yards on a then new career-high 13 attempts in Week 11 vs. Jacksonville (11/20). Also recorded two receptions for 15 yards, with a then career-high long of eight.
- In Week 12 vs. Minnesota on Thanksgiving (11/24), rushed for 19 yards with a long of eight on five attempts.
- In Week 13 at New Orleans (12/4), rushed for 21 yards on seven attempts with a long of five. Also caught two passes for a career-high 19 yards, including a career-high 11-yard reception before leaving the game early due to an ankle injury.
- Made his first career start in Week 14 vs. Chicago (12/11), rushing for a career-high 64 yards on a career-high 16 attempts with a long of 12. Also recorded one reception for 10 yards in the Lions' 20-17 victory.
- Started for the second consecutive game in Week 15 at New York Giants (12/18). Led the team in rushing yards with 31 yards on 14 attempts and a long of 12. Also caught two passes for nine yards.
- In Week 16 at Dallas (12/26), rushed for 22 yards on seven attempts with a long of nine. Also recorded one reception for four yards.

COLLEGE

Even though he only played three seasons for the Huskies, Washington displayed a rare blend of size and speed while averaging six yards per carry on 266 rushing attempts for 1,311 yards and 17 touchdowns in his career.

PERSONAL

Finished his senior season at Gahr (Calif.) High School with 66 catches for 1,338 yards and 15 touchdowns. Was also a sprinter and long-jumper in track for the Gladiators.

- Caught 10 passes for a season-high 205 yards and two touchdowns in a win over Lynwood.
- Snagged seven balls for 195 yards and three touchdowns in a win over Long Beach Millikian.

DWAYNE WASHINGTON - NFL REGULAR SEASON STATISTICS

TEAM	GP	GS	RUSHING					RECEIVING				
			NO	YDS	AVG	LG	TD	NO	YDS	AVG	LG	TD
2016 DET	12	2	90	265	2.9	28	1	10	62	6.2	11	0
NFL TOTALS	12	2	90	265	2.9	28	1	10	62	6.2	11	0

DWAYNE WASHINGTON - NFL PLAYOFF STATISTICS

TEAM	GP	GS	RUSHING					RECEIVING				
			NO	YDS	AVG	LG	TD	NO	YDS	AVG	LG	TD
2016 DET	1	0	0	0	0.0	0	0	0	0	0.0	0	0
NFL TOTALS	1	0	0	0	0.0	0	0	0	0	0.0	0	0

SINGLE-GAME HIGHS

Rush Attempts	16 vs. Chicago Bears, Dec 11, 2016	Longest Receptions	11 at New Orleans Saints, Dec 04, 2016
Rushing Yards	64 vs. Chicago Bears, Dec 11, 2016	All-purpose yards	74 vs. Chicago Bears, Dec 11, 2016
Longest Runs	28 vs. Tennessee Titans, Sep 18, 2016	Kickoff Returns	1 at Green Bay Packers, Sep 25, 2016
Rushing TDs	1 at Indianapolis Colts, Sep 11, 2016	Kickoff Return Yards	25 vs. Tennessee Titans, Sep 18, 2016
Receptions	2 at New York Giants, Dec 18, 2016	Longest Kickoff Return	25 vs. Tennessee Titans, Sep 18, 2016
Receiving Yards	19 at New Orleans Saints, Dec 04, 2016	Most TDs	1 at Indianapolis Colts, Sep 11, 2016

2016 GAME-BY-GAME REGULAR SEASON STATISTICS (DET)

OPP	P/S	RECEIVING				RUSHING			
		NO	YDS	LG	TD	ATT	YDS	LG	TD
09/11	at IND	0	0	0	0	2	1	1t	1
09/18	TEN	0	0	0	0	4	31	28	0
09/25	at GB	1	-3	-3	0	10	38	9	0
10/02	at CHI	1	8	8	0	2	6	5	0
10/09	PHI	INACTIVE							
10/16	LA	INACTIVE							
10/23	WAS	INACTIVE							
10/30	at HOU	INACTIVE							
11/06	at MIN	0	0	0	0	10	26	8	0
11/20	JAX	2	15	8	0	13	6	4	0
11/24	MIN	0	0	0	0	5	19	8	0
12/04	at NO	2	19	11	0	7	21	5	0
12/11	CHI	1	10	10	0	16	64	12	0
12/18	at NYG	2	9	7	0	14	31	12	0
12/26	at DAL	1	4	4	0	7	22	9	0
01/01	GB	0	0	0	0	0	0	0	0
2016 TTL	12-2	10	62	11	0	90	265	28	1

+ - Overtime



TAHIR WHITEHEAD

LINEBACKER

Temple
Year: 6
Draft: '12, R5a (138)-Det

Newark, N.J.
Ht: 6-2

Born: 04/02/90
Wt: 241

Complete biographical information available on nflomg.com

MANE FACTS

- Pronunciation: TIE-eer
- Voted by his teammates for the Yale Lary Special Teams MVP in 2013.

TRANSACTIONS

- Re-signed by the Lions as an unrestricted free agent on March 11, 2016.
- Drafted by the Detroit Lions in the fifth round (138th overall) of the 2012 NFL Draft.

PRO

Earned a contributing role on special teams for the 2012-13 seasons and after establishing himself as a leader on the Lions coverage units, proved himself in 2014 as one of the team's starting linebackers. Returned to the Lions defense in 2016 as Detroit's starting middle linebacker.

- Whitehead collected 7 total tackles in the 2016 season finale vs. Green Bay (1/1) and finished the season with a team-best 132 tackles. He became the seventh Lions defensive player (11th time overall) to register 130+ tackles in a single season since 1994.

2016: Started at middle linebacker in Week 1 at Indianapolis (9/11), recording 10 tackles (six solo) and two pass defenses in his 24th career start.

- Made 10 tackles (seven solo) in Week 2 vs. Tennessee (9/18), marking the first time in his career that he recorded back-to-back games with at least 10 tackles.
- Combined for four tackles (three solo) in Week 3 at Green Bay (9/25).
- Recorded eight solo tackles and one tackle for loss in Week 4 at Chicago (10/2).
- Tied his career-high for tackles in Week 5 vs. Philadelphia (10/9) with a combined 12, and tied his career-high for passes defended with two.
- Combined for nine tackles (seven solo) in Week 6 vs. Los Angeles (10/16).
- In Week 7 vs. Washington (10/23), tied a career-high for tackles with 12 (eight solo), his fifth game of the 2016 season with 10+ tackles. Also recorded one pass defense.
- Recorded seven tackles (four solo) in Week 8 at Houston (10/30).
- Tied his career-high for tackles with 12 (nine solo) in the Lions' overtime victory in Week 9 at Minnesota (11/6).
- In Week 11 vs. Jacksonville (11/20), combined for three tackles.
- In Week 12 vs. Minnesota on Thanksgiving (11/24), tied his career single-game high for tackles with a combined 12. Recorded 101 tackles through 11 games, reaching 100 tackles on the season for the first time in his career. Also logged one tackle for loss when he took down Vikings WR Cordarrelle Patterson for a 4-yard loss.
- Inactive in Week 13 at New Orleans (12/4) due to a knee injury.
- Combined for six tackles (five solo) in Week 14 vs. Chicago (12/11).
- Recorded a team-high and tied his single-game high of 12 tackles (10 solo) in Week 15 at New York Giants (12/17). Also recorded one tackle for loss when he took down Giants RB Rashad Jennings for three yards.
- In Week 16 at Dallas (12/26), combined for six tackles (four solo).
- In Week 17 vs. Green Bay (1/1), combined for seven tackles (six solo). Finished the season with a team-best 132 tackles.
- Combined for a team-leading 13 tackles (ten solo) in the Wild Card playoff game at Seattle (1/7).



COLE WICK

TIGHT END

Incarnate Word

Hallettsville, Texas

Born: 11/30/93

Year: 2

Ht: 6-6

Wt: 257

Draft: UDFA-Det '16

[Complete biographical information available on nfl.com](http://nfl.com)

TRANSACTIONS

- Placed on Reserve/Injured by the Lions on November 1, 2016.
- Signed by the Detroit Lions as an undrafted rookie free agent on May 6, 2016.

PRO

2016: Appeared in two games as a rookie, recording two catches for 18 yards before being placed on Reserve/Injured Week 8 with a knee injury.

- Appeared in his first career game and made his first career reception on a five-yard reception in Week 1 at Indianapolis (9/11).
- Inactive in Week 2 against Tennessee (9/18).
- Logged a career-long 13-yard reception in Week 3 at Green Bay (9/25).
- Inactive in Week 8 at Houston (10/30).

COLLEGE

Developed as a blocker and pass-catching threat during his four-year career at Incarnate Word that began as a true freshman in 2012.

2015: Finished his four-year career at Incarnate Word with 30 catches for 364 yards and two touchdowns as a senior, both of which marked career highs.

2014: Earned Southland Conference Honorable Mention and All-Academic Team honors. Set a school record averaging 17.5 yards per catch for the season. Finished second on the team with 350 yards receiving.

- Had three grabs for 50 yards and a touchdown against Southeastern Louisiana.
- Had a huge game at Nicholls State with four catches for a career high 116 yards and a touchdown.
- Was named a College Football Performance Awards (CFPA) Honorable Mention Tight End of the Week for his performance against Nicholls.

2013: Was the full-time starter at tight end and earned College Sports Madness Third Team All-Independent honors. Was used mostly as a blocking tight end, but made 11 catches for 118 yards and a touchdown.

- Named CFPA Honorable Mention Tight End of the Week after catching three passes for 25 yards and a touchdown at Sam Houston State.
- Hauled in his first career reception in a win over Texas College.
- Had a season long 21-yard catch against Houston Baptist.

2012: Appeared in eight games at tight end for the Cardinals as a freshman.

PERSONAL

Was a two-way star at Sacred Heart Catholic High School (Texas). Earned first team all-district, all-area and second team all-state honors as a senior. Was the district defensive most valuable player and first team all-state. Was an academic all-state selection. Led Sacred Heart to a state championship as a senior.

- Son of Bo and Pam Wick.
- Has a sister, Amanda and two brothers, Evan and Cullen.
- Majored in Business.



ANTWIONE WILLIAMS

LINEBACKER

Georgia Southern

Lovejoy, Ga.

Born: 05/26/93

Year: 2

Ht: 6-3

Wt: 240

Draft: '16, R5 (169)-Det

[Complete biographical information available on nflomg.com](#)

MANE FACTS

- Pronunciation: ANNE-twan

TRANSACTIONS

- Drafted by the Detroit Lions in the fifth round (169th overall) of the 2016 NFL Draft.

PRO

The Lions' fifth-round (169 overall) selection in the 2016 NFL Draft, Williams contributed on defense and special teams in his rookie season and brings youth to the team's revamped position group.

2016: Appeared in his first career game in Week 1 at Indianapolis (9/11), recording one special teams tackle.

- Made his first career start at outside linebacker in Week 2 against Tennessee (9/18), logging three tackles (one solo), including a tackle for loss. Also recorded one special teams tackle before leaving the game early due to a thigh injury.
- Started at linebacker and recorded two solo tackles in Week 4 at Chicago (10/2).
- In Week 7 against Washington (10/23), combined for two tackles (one solo).
- In Week 8 at Houston (10/30), made two solo tackles and took down Texans TE Ryan Griffin for a one-yard tackle for loss. Also combined for a career-high two special teams tackles.
- Recorded one tackle and his first-career quarterback hurry on Vikings QB Sam Bradford in Week 9 at Minnesota (11/6).
- Made first career fumble recovery in Week 11 against Jacksonville (11/20). Recorded three solo tackles.
- In Week 12 against Minnesota on Thanksgiving (11/24), combined for four tackles in the Lions' 16-13 victory.
- Recorded two solo tackles in Week 13 at New Orleans (12/4) in his third start of the season.

COLLEGE

After a promising start in 2012, Williams was sidelined with a season-ending injury in 2013. Williams bounced back strong in 2014 and never looked back finishing his career at Georgia Southern with 205 tackles (110 solo), 19.5 tackles for loss, 10 pass defenses and six forced fumbles.

2015: Started all 13 games and recorded a team-leading 107 tackles on the season. Williams recorded 10.5 tackles for loss, four sacks, three pass defenses and another team-leading four forced fumbles. Was named to the All-Sun Belt Honorable Mention team.

- Tallied a season-high 12 tackles against Appalachian State.
- Notched nine tackles in four games: The Citadel, Idaho, New Mexico State and Georgia.
- Had sacks in four games and forced a fumble in three games.
- Finished the season with a strong showing against Bowling Green in the GoDaddy Bowl with 10 tackles.

PERSONAL

Two-time all-region selection in high school. Named all-county and All-South Crescent in 2009 and 2010. Posted 63 tackles, three sacks, four interceptions, eight pass defenses, two blocked kicks and a touchdown. Had eight tackles for loss and 49 assisted tackles.

- Full name is Leander Antwione Williams
- Born in Birmingham, Ala.

- Parents are Leander and Jacqueline Williams.
- Has one brother, Marquis and one sister, Jacqueline.
- Graduated from Georgia Southern with a degree in psychology.

ANTWIONE WILLIAMS - NFL REGULAR SEASON STATISTICS

TEAM	GP	GS	TACKLES							INTERCEPTIONS					O. FUMB			ST					
			TT	S	A	TFL	YDS	SK	YDS	QBH	NO	YDS	LG	TD	PD	FF	FR	YDS	TT	S	A	FF	FR
2016 DET	14	3	20	12	8	2	2	0.0	0.0	1	0	0	0	0	0	0	1	0	7	5	2	0	0
NFL TOTALS	14	3	20	12	8	2	2	0.0	0.0	1	0	0	0	0	0	0	1	0	7	5	2	0	0

ANTWIONE WILLIAMS - NFL PLAYOFF STATISTICS

TEAM	GP	GS	TACKLES							INTERCEPTIONS					O. FUMB			ST					
			TT	S	A	TFL	YDS	SK	YDS	QBH	NO	YDS	LG	TD	PD	FF	FR	YDS	TT	S	A	FF	FR
2016 DET	0	0	0	0	0	0	0	0.0	0.0	0	0	0	0	0	0	0	0	0	0	0	0	0	0
NFL TOTALS	0	0	0	0	0	0	0	0.0	0.0	0	0	0	0	0	0	0	0	0	0	0	0	0	0

SINGLE-GAME HIGHS

Defensive Tackles 4 vs. Minnesota Vikings, Nov 24, 2016

Tackles For Loss 1 at Houston Texans, Oct 30, 2016

Fumble Recoveries 1 vs. Jacksonville Jaguars, Nov 20, 2016

Special Team Tackles 2 at Houston Texans, Oct 30, 2016

2016 GAME-BY-GAME REGULAR SEASON STATISTICS (DET)

OPP	TT	S	A	TACKLES					INTERCEPTIONS					O. FUMB			ST						
				SK	YDS	TFL	YDS	QBH	NO	YDS	LG	TD	PD	FF	FR	YDS	TT	S	A	FF	FR		
09/11 at IND	P	0	0	0	0.0	0.0	0	0	0	0	0	0	0	0	0	0	0	0	1	1	0	0	0
09/18 TEN	S	3	1	2	0.0	0.0	1	1	0	0	0	0	0	0	0	0	0	0	1	1	0	0	0
09/25 at GB											INACTIVE												
10/02 at CHI	S	3	2	1	0.0	0.0	0	0	0	0	0	0	0	0	0	0	0	0	0	0	0	0	0
10/09 PHI	P	0	0	0	0.0	0.0	0	0	0	0	0	0	0	0	0	0	0	0	0	0	0	0	0
10/16 LA	P	0	0	0	0.0	0.0	0	0	0	0	0	0	0	0	0	0	0	0	0	0	0	0	0
10/23 WAS	P	2	1	1	0.0	0.0	0	0	0	0	0	0	0	0	0	0	0	0	0	0	0	0	0
10/30 at HOU	P	2	2	0	0.0	0.0	1	1	0	0	0	0	0	0	0	0	0	0	2	1	1	0	0
11/06 at MIN	P	1	0	1	0.0	0.0	0	0	1	0	0	0	0	0	0	0	0	0	0	0	0	0	0
11/20 JAX	P	3	3	0	0.0	0.0	0	0	0	0	0	0	0	0	0	1	0	1	1	0	0	0	0
11/24 MIN	P	4	1	3	0.0	0.0	0	0	0	0	0	0	0	0	0	0	0	0	0	0	0	0	0
12/04 at NO	S	2	2	0	0.0	0.0	0	0	0	0	0	0	0	0	0	0	0	0	0	0	0	0	0
12/11 CHI	P	0	0	0	0.0	0.0	0	0	0	0	0	0	0	0	0	0	0	0	0	0	0	0	0
12/18 at NYG	P	0	0	0	0.0	0.0	0	0	0	0	0	0	0	0	0	0	0	0	1	1	0	0	0
12/26 at DAL	P	0	0	0	0.0	0.0	0	0	0	0	0	0	0	0	0	0	0	0	1	0	1	0	0
01/01 GB											INACTIVE												
2016 TTL	14-3	20	12	8	0.0	0.0	2	2	1	0	0	0	0	0	0	1	0	7	5	2	0	0	

+ - Overtime



TAVON WILSON

SAFETY

Illinois

Year: 6

Draft: '12, R2 (48)-NE

Washington, D.C.

Ht: 6-0

Acquired: UFA-NE '16

Born: 03/19/90

Wt: 212

Complete biographical information available on nflomg.com

MANE FACTS

- Pronunciation: TAY-von

TRANSACTIONS

- Signed by the Detroit Lions as an unrestricted free agent on March 10, 2016.
- Drafted by the New England Patriots in the second round (48th overall) of the 2012 NFL Draft.

PRO

Sixth-year safety who joins S Glover Quin as the veterans of the Lions safety crew. Entered the NFL as the New England Patriots' second-round draft selection in 2012 out of Illinois.

2016: Started his first game as a Lions in Week 1 at Indianapolis (9/11) at safety, notching four solo tackles.

- Recorded seven solo tackles, including one tackle for loss, in Week 2 vs. Tennessee (9/18).
- Made three tackles (two solo) in Week 3 at Green Bay (9/25) before exiting the game early due to injury.
- Logged five solo tackles in Week 5 vs. Philadelphia (10/9).
- Combined for three tackles (two solo) in Week 6 vs. Los Angeles (10/16).
- In Week 7 vs. Washington (10/23), recovered his third career fumble and first as a Lion, following a strip of Washington QB Kirk Cousins by DE Brandon Copeland in the end zone. Also combined for four tackles (three solo).
- Recorded a team-high nine tackles (six solo) in Week 8 at Houston (10/30). Also made his third-career tackle for loss when he took down Texans RB Lamar Miller for a 3-yard loss.
- Notched eight solo tackles in the Lions' 22-16 overtime victory in Week 9 at Minnesota (11/6).
- In Week 11 vs. Jacksonville (11/20), intercepted Jaguars QB Blake Bortles for five yards, had one pass defense and one fumble recovery. Also recorded a team-high five tackles.
- In Week 12 vs. Minnesota on Thanksgiving (11/24), combined for eight tackles in the Lions' 16-13 victory.
- In Week 13 at New Orleans (12/4), recorded his second interception of the season when he tipped and caught Saints QB Drew Brees' pass in the fourth quarter and ran 18 yards with the ball. Also recorded three solo tackles and one pass defense.
- Recorded five solo tackles in Week 14 vs. Chicago (12/11), surpassing 60 tackles in a season for the first time in his career (64).
- In Week 15 at New York Giants (12/18), combined for nine tackles (seven solo).
- In Week 16 at Dallas (12/26), combined for seven tackles (four solo). Also recorded one tackle for loss when he dropped Cowboys RB Darren McFadden for one yard.
- Notched his first career sack in Week 17 vs. Green Bay (1/1) when he took down Packers QB Aaron Rodgers for a 5-yard loss. Also combined for seven tackles (five solo).
- Combined for seven tackles (six solo) in the Wild Card playoff game at Seattle (1/7).

COLLEGE

Honorable Mention All-Big Ten Selection in 2010 and 2011 at Illinois. Also was named a Big Ten Sportsmanship Honoree in 2010.

PERSONAL

Played his high school ball at H.D. Wilson High School as a native of Washington, D.C. Earned First Team All-Metro honors from The Washington Post and was ranked as the fifth-best recruit in the D.C. area by Rivals.com. Also ranked as the No. 28 cornerback by ESPN.com.

- Concluded his prep career with nine interceptions. On offense, also totaled 48 receptions for 958 yards and 10 touchdowns.
- Majored in communication at Illinois.

TAVON WILSON - NFL REGULAR SEASON STATISTICS

	TEAM	TACKLES									INTERCEPTIONS					O. FUMB			ST					
		GP	GS	TT	S	A	TFL	YDS	SK	YDS	QBH	NO	YDS	LG	TD	PD	FF	FR	YDS	TT	S	A	FF	FR
2012	NE	16	4	36	25	11	0	0	0.0	0.0	0	4	87	45	0	6	0	2	0	5	3	2	0	0
2013	NE	13	0	1	1	0	0	0	0.0	0.0	0	1	74	74t	1	1	0	0	0	2	2	0	0	0
2014	NE	16	0	18	15	3	1	3	0.0	0.0	1	0	0	0	0	2	0	0	0	4	4	0	0	0
2015	NE	9	0	10	8	2	0	0	0.0	0.0	1	0	0	0	0	2	0	0	0	3	2	1	0	0
2016	DET	15	14	87	72	15	4	7	1.0	5.0	1	2	23	18	0	2	0	2	0	2	2	0	0	0
NFL TOTALS		69	18	152	121	31	5	10	1.0	5.0	3	7	184	74t	1	13	0	4	0	16	13	3	0	0

TAVON WILSON - NFL PLAYOFF STATISTICS

	TEAM	TACKLES									INTERCEPTIONS					O. FUMB			ST					
		GP	GS	TT	S	A	TFL	YDS	SK	YDS	QBH	NO	YDS	LG	TD	PD	FF	FR	YDS	TT	S	A	FF	FR
2012	NE	2	0	3	2	1	0	0	0.0	0.0	0	0	0	0	0	0	0	0	0	0	0	0	0	0
2013	NE	2	0	0	0	0	0	0	0.0	0.0	0	0	0	0	0	0	0	0	0	0	0	0	0	0
2014	NE	3	0	2	1	1	0	0	0.0	0.0	0	0	0	0	0	0	0	0	0	0	0	0	0	0
2015	NE	0	0	0	0	0	0	0	0.0	0.0	0	0	0	0	0	0	0	0	0	0	0	0	0	0
2016	DET	1	1	7	6	1	0	0	0.0	0.0	0	0	0	0	0	0	0	0	0	0	0	0	0	0
NFL TOTALS		8	1	12	9	3	0	0	0.0	0.0	0	0	0	0	0	0	0	0	0	0	0	0	0	0

SINGLE-GAME HIGHS

Defensive Tackles	10 vs. Denver Broncos, Oct 07, 2012	Tackles For Loss	1 vs. Green Bay Packers, Jan 01, 2017
Sacks	1 vs. Green Bay Packers, Jan 01, 2017	Interceptions	1 at New Orleans Saints, Dec 04, 2016
Pass Defenses	2 at Tennessee Titans, Sep 09, 2012	Interception Return Yards	74 at Baltimore Ravens, Dec 22, 2013
Fumble Recoveries	1 vs. Jacksonville Jaguars, Nov 20, 2016	Special Team Tackles	2 vs. Tennessee Titans, Dec 20, 2015



PAUL WORRILOW

LINEBACKER

Delaware

Year: 5

Draft: UDFA-Atl '13

Wilmington, Del.

Ht: 6-0

Acquired: UFA-Atl '17

Born: 05/01/90

Wt: 230

Complete biographical information available on nflomg.com

TRANSACTIONS

- Signed by the Detroit Lions as an unrestricted free agent on March 9, 2017.
- Re-signed by the Falcons on March 16, 2016.
- Signed by the Atlanta Falcons as an undrafted rookie free agent on April 29, 2013.

PRO

Comes to Detroit as an unrestricted free agent in 2017 after spending his first four NFL seasons with the Falcons, where he established himself as a valuable member on special teams and leader within the Falcons linebacker corps. In his first four seasons he recorded 382 tackles (242 solo), four sacks, two interceptions, 10 pass defenses, three forced fumbles and three fumble recoveries. Entered the NFL in 2013 as an undrafted rookie free agent.

2016: Established a primary role on special teams and provided linebacker depth for a Falcons team that appeared in Super Bowl LI.

- Recorded 18 total tackles (12 solo), two fumble recoveries and two pass defenses.

COLLEGE

Four-year linebacker at the University of Delaware. Led the Blue Hens in tackles with 107 (57 solo) in 2012.

- Majored in history education.

PERSONAL

Was a nominee for the Allstate AFCA Good Works team for outstanding community service.

- Attended Concord High School (Wilmington, Del.)

PAUL WORRILOW - NFL REGULAR SEASON STATISTICS

	TEAM	GP	GS	TACKLES							INTERCEPTIONS					O. FUMB			ST										
				TT	S	A	TFL	YDS	SK	YDS	QBH	NO	YDS	LG	TD	PD	FF	FR	YDS	TT	S	A	FF	FR					
2013	ATL	16	12	127	79	48	4	16	2.0	7.0	3	0	0	0	0	1	0	0	0	0	0	0	0	0	0	0	0	0	0
2014	ATL	16	16	142	84	58	4	12	2.0	11.0	9	0	0	0	0	3	2	0	0	0	0	0	0	0	0	0	0	0	0
2015	ATL	15	15	95	67	28	5	15	0.0	0.0	4	2	22	11	0	4	1	1	0	0	0	0	0	0	0	0	0	0	
2016	ATL	12	1	18	12	6	1	2	0.0	0.0	1	0	0	0	0	2	0	1	0	3	2	1	0	1	0	1	0	1	
NFL TOTALS		59	44	382	242	140	14	45	4.0	18.0	17	2	22	11	0	10	3	2	0	3	2	1	0	1	0	1	0	1	

PAUL WORRILOW - NFL PLAYOFF STATISTICS

	TEAM	GP	GS	TACKLES							INTERCEPTIONS					O. FUMB			ST										
				TT	S	A	TFL	YDS	SK	YDS	QBH	NO	YDS	LG	TD	PD	FF	FR	YDS	TT	S	A	FF	FR					
2016	ATL	3	0	2	2	0	0	0	0.0	0.0	0	0	0	0	0	0	0	0	0	0	0	0	0	0	0	0	0	0	0
NFL TOTALS		3	0	2	2	0	0	0	0.0	0.0	0	0	0	0	0	0	0	0	0	0	0	0	0	0	1	0	1	0	0

SINGLE-GAME HIGHS

Defensive Tackles 19 vs. Seattle Seahawks, Nov 10, 2013
Sacks 1 at Carolina Panthers, Nov 16, 2014
Pass Defenses 2 vs. San Francisco 49ers, Dec 18, 2016
Forced Fumbles 1 at Tampa Bay Buccaneers, Dec 06, 2015
Fumble Recoveries 1 at Tampa Bay Buccaneers, Nov 03, 2016

Tackles For Loss 2 at San Francisco 49ers, Nov 08, 2015
Interceptions 1 vs. Indianapolis Colts, Nov 22, 2015
Interception Return Yards 11 vs. Indianapolis Colts, Nov 22, 2015
Special Team Tackles 2 at Los Angeles Rams, Dec 11, 2016

2016 GAME-BY-GAME REGULAR SEASON STATISTICS (ATL)

OPP	TACKLES									INTERCEPTIONS					O. FUMB			ST				
	TT	S	A	SK	YDS	TFL	YDS	QBH	NO	YDS	LG	TD	PD	FF	FR	YDS	TT	S	A	FF	FR	
09/11 TB	P	0	0	0	0.0	0.0	0	0	1	0	0	0	0	0	0	0	0	0	0	0	0	0
09/18 at OAK	P	0	0	0	0.0	0.0	0	0	0	0	0	0	0	0	0	0	0	0	0	0	0	0
09/26 at NO																						
10/02 CAR																						
10/09 at DEN																						
10/16 at SEA																						
10/23 LAC	P	0	0	0	0.0	0.0	0	0	0	0	0	0	0	0	0	0	0	0	0	0	0	0
10/30 GB	P	0	0	0	0.0	0.0	0	0	0	0	0	0	0	0	0	0	0	0	0	0	0	0
11/03 at TB	P	0	0	0	0.0	0.0	0	0	0	0	0	0	0	0	1	0	0	0	0	0	0	0
11/13 at PHI	P	2	2	0	0.0	0.0	0	0	0	0	0	0	0	0	0	0	1	1	0	0	0	0
11/27 ARI	P	0	0	0	0.0	0.0	0	0	0	0	0	0	0	0	0	0	0	0	0	0	0	0
12/04 KC	P	0	0	0	0.0	0.0	0	0	0	0	0	0	0	0	0	0	0	0	0	0	0	0
12/11 at LA	P	4	2	2	0.0	0.0	0	0	0	0	0	0	0	0	0	0	2	1	1	0	1	0
12/18 SF	P	3	1	2	0.0	0.0	0	0	0	0	0	0	2	0	0	0	0	0	0	0	0	0
12/24 at CAR	S	4	2	2	0.0	0.0	0	0	0	0	0	0	0	0	0	0	0	0	0	0	0	0
01/01 NO	P	5	5	0	0.0	0.0	1	2	0	0	0	0	0	0	0	0	0	0	0	0	0	0
2016 TTL	12-1	18	12	6	0.0	0.0	1	2	1	0	0	0	0	2	0	1	0	3	2	1	0	1

-- Overtime

2016 GAME-BY-GAME PLAYOFF STATISTICS (ATL)

OPP	TACKLES									INTERCEPTIONS					O. FUMB			ST				
	TT	S	A	SK	YDS	TFL	YDS	QBH	NO	YDS	LG	TD	PD	FF	FR	YDS	TT	S	A	FF	FR	
01/14 SEA	P	0	0	0	0.0	0.0	0	0	0	0	0	0	0	0	0	0	0	0	0	0	0	0
01/22 GB	P	2	2	0	0.0	0.0	0	0	0	0	0	0	0	0	0	0	1	0	1	0	0	0
02/05 NE	P	0	0	0	0.0	0.0	0	0	0	0	0	0	0	0	0	0	0	0	0	0	0	0
2016 TTL		2	2	0	0.0	0.0	0	0	0	0	0	0	0	0	0	0	1	0	1	0	0	0

-- Overtime



ZACH ZENNER

RUNNING BACK

South Dakota State
Year: 3
Draft: UDFA-Det '15

Eagan, Minn.
Ht: 5-11

Born: 09/13/91
Wt: 221

Complete biographical information available on nflomg.com

TRANSACTIONS

- Placed on Reserve/Injured on October 20, 2015.
- Signed by the Detroit Lions as an undrafted rookie free agent on May 7, 2015.

PRO

Earned a roster spot following a 2015 preseason in which he led the NFL in rushing yards and also recorded two touchdowns. Concluded his second NFL season in 2016 as the Lions' leading rusher for the final weeks of the season, finishing with 35 carries for 148 yards and three touchdowns over the final three weeks.

2016: Inactive in Weeks 1-2.

- Appeared on special teams in Week 3 at Green Bay (9/25).
- Rushed for 12 yards on three carries and recorded one reception for 22 yards in Week 4 at Chicago (10/2).
- Made a then career-high two receptions for a then career-high 23 yards in Week 5 vs. Philadelphia (10/9). Also recorded seven rushing attempts for nine yards.
- Made his second-career start at running back in Week 6 vs. Los Angeles (10/16). Rushed for 58 yards on 14 attempts, including a crucial 19-yard gain on a Lions first-and-20 that went on to be a touchdown-scoring drive for Detroit. Also made two receptions for 19 yards with a long of 15.
- Scored his first-career touchdown on a one-yard rush in the Lions' Week 7 victory vs. Washington (10/23). Made his third career start at running back and finished the day with 29 yards on nine attempts.
- In Week 8 at Houston (10/30), rushed for two yards on three attempts and made one reception for five yards.
- In Week 13 at New Orleans (12/4), had a team-high 40 rushing yards on nine attempts with a long of nine.
- Carried the ball seven times for 36 yards with a long of 12 in Week 14 vs. Chicago (12/11). Also made two receptions for nine yards before exiting the game early due to injury.
- In Week 15 at New York Giants (12/18), made a career-high four receptions for a career-high 52 yards, including a career-high 33-yarder. Also rushed for 12 yards on three attempts.
- In Week 16 at Dallas (12/26), scored a career-high two rushing touchdowns and racked up a then career-high 67 rushing yards including a career-high long of 20. Also caught two passes for 25 yards, finishing the day with a then career-high 92 all-purpose yards.
- Started for the second consecutive game in Week 17 vs. Green Bay (1/1). Rushed for a career-high 69 yards on a career-high 20 attempts and scored one touchdown. Also caught four passes for 41 yards, notching a career-high 110 all-purpose yards.
- In the Wild Card playoff game at Seattle (1/7), rushed for 34 yards on 11 attempts and caught six passes for 54 yards with a long of 23.

COLLEGE

Left his mark on the South Dakota State football program as the first running back in Division I football history to rush for 2,000 yards in three straight seasons (2,044 in 2012; 2,015 in 2013; 2,019 in 2014). Extremely productive runner who finished his four-year career at SDSU with 1,095 carries for 6,548 yards and 61 touchdowns, as well as 95 receptions for 909 yards and eight touchdowns.

- His 6,548 career rushing yards rank second all-time in school history.
- Ran for 100 or more yards in 32 games during his career and topped the 200-yard mark eight times.
- National honors include: Sports Network (First Team - 2012, 2013, 2014), American Football Coaches

Association (First Team – 2012, 2013, 2014), Walter Camp Football Foundation (First Team – 2012, 2013, 2014) and Associated Press (Second Team – 2012; First Team – 2013, 2014).

- Holds the SDSU single-game rushing record with a 295-yard performance against Eastern Illinois in 2012, which he again tied during the North Dakota game in 2013.
- Ranks third in career rushing yards (6,548) and career all-purpose yards (8,211) among Football Championship Subdivision players.

2014: Capped off his incredible college career in 2014 with 2,019 rushing yards on 337 carries, totaling 22 touchdowns, as well as 28 receptions for 331 yards and four touchdowns. He gained 100 or more yards in 11 of the 14 games over the course of the season, and his 158 points (26 touchdowns, one two-point conversion), ranked second in the SDSU single-season record books.

2013: Became only the second player in FCS history to rush for two 2,000-yard seasons, posting 2,015 yards on a school-record 351 carries. Topped the 100-yard mark in 12 of the 14 games during the season, including three games with 200 yards or more.

PERSONAL

Following a successful career at Eagan (Minn.) High School, was named a finalist for the Minnesota Mr. Football Award after posting 1,181 rushing yards, 122 receiving yards and 17 total touchdowns as a senior. Earned all-metro honors from both the Associated Press and KARE-11 Television. Also helped the Eagan baseball team qualify for the state tournament in 2009.

- Recipient of inaugural Mickey Charles Award for Academic Excellence at SDSU – awarded to top scholar-athlete in FCS.
- Received Joseph F. Nelson Undergraduate Research Award at South Dakota State University in 2013 for colon cancer research.
- Three-time Capital One Academic All-American (second team in 2012, first team in 2013 and 2014; Team Member of the Year for Division I Football in 2014).

ZACH ZENNER - NFL REGULAR SEASON STATISTICS

		RUSHING							RECEIVING				
	TEAM	GP	GS	NO	YDS	AVG	LG	TD	NO	YDS	AVG	LG	TD
2015	DET	6	1	17	60	3.5	12	0	2	11	5.5	7	0
2016	DET	14	4	88	334	3.8	20	4	18	196	10.9	33	0
NFL TOTALS		20	5	105	394	3.8	20	4	20	207	10.4	33	0

ZACH ZENNER - NFL PLAYOFF STATISTICS

		RUSHING							RECEIVING				
	TEAM	GP	GS	NO	YDS	AVG	LG	TD	NO	YDS	AVG	LG	TD
2016	DET	1	1	11	34	3.1	17	0	6	54	9.0	23	0
NFL TOTALS		1	1	11	34	3.1	17	0	6	54	9.0	23	0

SINGLE-GAME HIGHS

<p>Rush Attempts 20 vs. Green Bay Packers, Jan 01, 2017</p> <p>Rushing Yards 69 vs. Green Bay Packers, Jan 01, 2017</p> <p>Longest Runs 20 at Dallas Cowboys, Dec 26, 2016</p> <p>Rushing TDs 2 at Dallas Cowboys, Dec 26, 2016</p> <p>Receptions 4 vs. Green Bay Packers, Jan 01, 2017</p>	<p>Receiving Yards 52 at New York Giants, Dec 18, 2016</p> <p>Longest Receptions 33 at New York Giants, Dec 18, 2016</p> <p>All-purpose yards 110 vs. Green Bay Packers, Jan 01, 2017</p> <p>Special Team Tackles 1 vs. Green Bay Packers, Jan 01, 2017</p> <p>Most TDs 2 at Dallas Cowboys, Dec 26, 2016</p>
--	--

2016 GAME-BY-GAME REGULAR SEASON STATISTICS (DET)

DATE	OPP	P/S	RECEIVING				RUSHING			
			NO	YDS	LG	TD	ATT	YDS	LG	TD
09/11	at IND		INACTIVE							
09/18	TEN		INACTIVE							
09/25	at GB	P	0	0	0	0	0	0	0	0
10/02	at CHI	P	1	22	22	0	3	12	10	0
10/09	PHI	P	2	23	19	0	7	9	6	0
10/16	LA	S	2	19	15	0	14	58	19	0
10/23	WAS	S	0	0	0	0	9	29	9	1
10/30	at HOU	P	1	5	5	0	3	2	2	0
11/06	at MIN	P	0	0	0	0	0	0	0	0
11/20	JAX	P	0	0	0	0	0	0	0	0
11/24	MIN	P	0	0	0	0	1	0	0	0
12/04	at NO	P	0	0	0	0	9	40	9	0
12/11	CHI	P	2	9	5	0	7	36	13	0
12/18	at NYG	P	4	52	33	0	3	12	7	0
12/26	at DAL	S	2	25	13	0	12	67	20	2
01/01	GB	S	4	41	16	0	20	69	15	1
2016 TTL		14-4	18	196	33	0	88	334	20	4

+ - Overtime

2016 GAME-BY-GAME PLAYOFF STATISTICS (DET)

DATE	OPP	P/S	RECEIVING				RUSHING			
			NO	YDS	LG	TD	ATT	YDS	LG	TD
01/07	at SEA	S	6	54	23	0	11	34	17	0
2016 TTL		1-1	6	54	23	0	11	34	17	0



ANTHONY ZETTEL

DEFENSIVE LINEMAN

Penn State

West Branch, Mich.

Born: 08/09/92

Year: 2

Ht: 6-4

Wt: 270

Draft: '16, R6 (202)-Det

[Complete biographical information available on nfl.com](http://nfl.com)

MANE FACTS

- Pronunciation: ZEDDLE

TRANSACTIONS

- Drafted by the Detroit Lions in the sixth round (202nd overall) of the 2016 NFL draft.

PRO

Entered the League as a sixth round pick (202nd overall) of the Lions. Adds versatility and depth to the defensive line rotation.

2016: Compiled 13 tackles, including one sack, in 13 games during his rookie season.

- Inactive in Week 1 at Indianapolis (9/11).
- Recorded one tackle in his first game as a Lion in Week 3 at Green Bay (9/25).
- Made a career-high four tackles in Week 6 against Los Angeles (10/16).
- In Week 7 against Washington (10/23), recorded one solo tackle.
- Inactive in Week 8 at Houston (10/30).
- Recorded one solo tackle in the Lions' 22-16 overtime victory in Week 9 at Minnesota (11/6).
- In Week 11 against Jacksonville (11/20), combined for two tackles.
- In Week 12 against Minnesota on Thanksgiving (11/24), combined for one tackle in the Lions' 16-13 victory.
- Recorded his first career sack in Week 15 at New York Giants (12/18) when he took down Giants QB Eli Manning for a seven-yard loss. Also recorded two solo tackles.
- Notched one solo tackle in Week 17 vs. Green Bay (1/1).

COLLEGE

Zettel played four years and turned in an impressive career at Penn State. Concluded his collegiate career tied for seventh on Penn State's all-time sack list with 20.0. He also placed 10th on the list for most tackles for loss with 38.0. Was the first Penn State defensive lineman to have three interceptions in a season since 1959.

2015: Named All-Big Ten Third Team by both the coaches and media. Was selected to the Watch Lists for the Bednarik Award, Nagurski Trophy, Outland Trophy and Lombardi Award. Earned the Lions Pride Outstanding Senior Player Award for the greatest career contributions to Penn State Football.

- Recorded seven tackles, 2.5 tackles for loss, including a half sack and fumble recovery against San Diego State.
- Selected as the Big Ten Co-Defensive Player of the Week for the first time in his career for his performance against San Diego State.
- Made four tackles, including one tackle for loss and a forced fumble against Army.
- Had four tackles, one sack and one pass defense in the TaxSlayer Bowl against Georgia.

PERSONAL

Played high school football at Ogemaw Heights (Mich.) High School. Recorded 82 solo tackles, 25 assisted tackles and seven sacks as a senior. Rated a four-star recruit by Rivals.com. Ranked as the nation's No. 6 prep defensive end. Lettered in baseball, basketball and track and field. Set the Michigan high school state record in the shot put with a toss of 61 feet, 8 inches.

- Full name is Anthony Joseph Zettel.

- He is the son of Terry and Carrie Zettel.
- Has two brothers, Kyle and Easton, and one sister, Jenna.
- Graduated in December 2015 with a degree in kinesiology.

ANTHONY ZETTEL - NFL REGULAR SEASON STATISTICS

	TEAM	TACKLES									INTERCEPTIONS					O. FUMB			ST						
		GP	GS	TT	S	A	TFL	YDS	SK	YDS	QBH	NO	YDS	LG	TD	PD	FF	FR	YDS	TT	S	A	FF	FR	
2016	DET	13	0	13	10	3	1	7	1.0	7.0	1	0	0	0	0	0	0	0	0	0	0	0	0	0	0
NFL TOTALS		13	0	13	10	3	1	7	1.0	7.0	1	0	0	0	0	0	0	0	0	0	0	0	0	0	

ANTHONY ZETTEL - NFL PLAYOFF STATISTICS

	TEAM	TACKLES									INTERCEPTIONS					O. FUMB			ST					
		GP	GS	TT	S	A	TFL	YDS	SK	YDS	QBH	NO	YDS	LG	TD	PD	FF	FR	YDS	TT	S	A	FF	FR
2016	DET	1	0	0	0	0	0	0.0	0.0	0	0	0	0	0	0	0	0	0	0	0	0	0	0	0
NFL TOTALS		1	0	0	0	0	0	0.0	0.0	0	0	0	0	0	0	0	0	0	0	0	0	0	0	0

SINGLE-GAME HIGHS

Defensive Tackles 4 vs. Los Angeles Rams, Oct 16, 2016

Tackles For Loss 1 at New York Giants, Dec 18, 2016

Sacks 1 at New York Giants, Dec 18, 2016

2016 GAME-BY-GAME REGULAR SEASON STATISTICS (DET)

OPP	TACKLES									INTERCEPTIONS					O. FUMB			ST					
	TT	S	A	SK	YDS	TFL	YDS	QBH	NO	YDS	LG	TD	PD	FF	FR	YDS	TT	S	A	FF	FR		
09/11 at IND	INACTIVE																						
09/18 TEN	INACTIVE																						
09/25 at GB	P	1	0	1	0.0	0.0	0	0	0	0	0	0	0	0	0	0	0	0	0	0	0	0	0
10/02 at CHI	P	0	0	0	0.0	0.0	0	0	0	0	0	0	0	0	0	0	0	0	0	0	0	0	0
10/09 PHI	P	0	0	0	0.0	0.0	0	0	0	0	0	0	0	0	0	0	0	0	0	0	0	0	0
10/16 LA	P	4	4	0	0.0	0.0	0	0	0	0	0	0	0	0	0	0	0	0	0	0	0	0	0
10/23 WAS	P	1	1	0	0.0	0.0	0	0	0	0	0	0	0	0	0	0	0	0	0	0	0	0	0
10/30 at HOU	INACTIVE																						
11/06 at MIN	P	1	1	0	0.0	0.0	0	0	0	0	0	0	0	0	0	0	0	0	0	0	0	0	0
11/20 JAX	P	2	1	1	0.0	0.0	0	0	0	0	0	0	0	0	0	0	0	0	0	0	0	0	0
11/24 MIN	P	1	0	1	0.0	0.0	0	0	0	0	0	0	0	0	0	0	0	0	0	0	0	0	0
12/04 at NO	P	0	0	0	0.0	0.0	0	0	0	0	0	0	0	0	0	0	0	0	0	0	0	0	0
12/11 CHI	P	0	0	0	0.0	0.0	0	0	0	0	0	0	0	0	0	0	0	0	0	0	0	0	0
12/18 at NYG	P	2	2	0	1.0	7.0	1	7	1	0	0	0	0	0	0	0	0	0	0	0	0	0	0
12/26 at DAL	P	0	0	0	0.0	0.0	0	0	0	0	0	0	0	0	0	0	0	0	0	0	0	0	0
01/01 GB	P	1	1	0	0.0	0.0	0	0	0	0	0	0	0	0	0	0	0	0	0	0	0	0	0
2016 TTL		13	10	3	1.0	7.0	1	7	1	0	0	0	0	0	0	0	0	0	0	0	0	0	0

+ - Overtime



DETROIT LIONS

DETROIT LIONS 2017 MEDIA GUIDE



2016 SEASON IN REVIEW

LIONS 2016 REGULAR SEASON/POSTSEASON STATISTICS



DETROIT LIONS / REGULAR SEASON WEEK 17 / THROUGH SUNDAY, JANUARY 1, 2017

WON 9, LOST 7

09/11	W	39-35	at Indianapolis	65,566
09/18	L	15-16	Tennessee	58,466
09/25	L	27-34	at Green Bay	78,411
10/02	L	14-17	at Chicago	60,841
10/09	W	24-23	Philadelphia	58,047
10/16	W	31-28	Los Angeles	56,018
10/23	W	20-17	Washington	60,461
10/30	L	13-20	at Houston	71,882
11/06	W	22-16	at Minnesota	66,807
11/20	W	26-19	Jacksonville	61,486
11/24	W	16-13	Minnesota	63,793
12/04	W	28-13	at New Orleans	73,137
12/11	W	20-17	Chicago	61,726
12/18	L	6-17	at Giants	79,434
12/26	L	21-42	at Dallas	92,885
01/01	L	24-31	Green Bay	66,345

	DET	OPP.
--	-----	------

TOTAL FIRST DOWNS

Rushing	329	339
Passing	76	99
Penalty	217	206
3rd Down: Made/Att	36	28
3rd Down Pct.	83/195	90/195
4th Down: Made/Att	42.6%	45.5%
4th Down Pct.	7/10	3/8
4th Down Pct.	70.0%	37.5%

POSSESSION AVG.

30:06	30:18
-------	-------

TOTAL NET YARDS

5421	5678
------	------

Avg. Per Game	338.8	354.8
Total Plays	981	964
Avg. Per Play	5.5	5.9

NET YARDS RUSHING

1310	1701
------	------

Avg. Per Game	81.9	106.3
Total Rushes	350	389

NET YARDS PASSING

4111	3975
------	------

Avg. Per Game	256.9	248.4
Sacked/Yards Lost	37/216	26/161
Gross Yards	4327	4136
Att./Completions	594/388	549/399
Completion Pct.	65.3%	72.7%
Had Intercepted	10	10

PUNTS/AVERAGE

62/48.5	61/44.0
---------	---------

NET PUNTING AVG.

44.2	38.3
------	------

PENALTIES/YARDS

100/881	122/979
---------	---------

FUMBLES/BALL LOST

9/5	12/4
-----	------

TOUCHDOWNS

36	42
----	----

Rushing	9	8
Passing	24	33
Returns	3	1

* SCORE BY PERIODS

	Q1	Q2	Q3	Q4	OT	PTS
--	----	----	----	----	----	-----

TEAM	60	117	53	110	6	346
OPPONENTS	62	99	85	112	0	358

* SCORING

	TD	-	RU	-	PA	-	RT	K-PAT	FG	2PT	S	PTS
--	----	---	----	---	----	---	----	-------	----	-----	---	-----

M. Prater	0	0	0	0	0	0	31/34	31/36	0	0	0	124
A. Boldin	8	0	8	0	0	0	0/0	0/0	0	0	0	48
T. Riddick	6	1	5	0	0	0	0/0	0/0	0	0	0	36
G. Tate	4	0	4	0	0	0	0/0	0/0	1	0	0	26
M. Jones	4	0	4	0	0	0	0/0	0/0	0	0	0	24
Z. Zenner	4	4	0	0	0	0	0/0	0/0	0	0	0	24
A. Roberts	3	0	1	2	0	0	0/0	0/0	0	0	0	18
E. Ebron	2	1	1	0	0	0	0/0	0/0	0	0	0	12
M. Stafford	2	2	0	0	0	0	0/0	0/0	0	0	0	12
A. Abdullah	1	0	1	0	0	0	0/0	0/0	0	0	0	6
R. Bush	1	0	0	1	0	0	0/0	0/0	0	0	0	6
D. Washington	1	1	0	0	0	0	0/0	0/0	0	0	0	6
D. Taylor	0	0	0	0	0	0	0/0	0/0	0	1	2	2

TEAM	38	9	24	9	31/34	31/36	1	1	39/6
OPPONENTS	42	8	33	1	36/39	22/26	2	0	35/8

SACKS: K. Hyder 8.00, D. Taylor 4.50, A. Bryant 3.00, E. Ansa 2.00, A. Robinson 2.00, H. Ngata 1.50, T. Wilson 1.00, K. Thornton 1.00, D. Slay 1.00, R. Bush 1.00, A. Zettel 1.00, TM 26, OPP 36 FUM/LOST: M. Stafford 3/2, G. Tate 2/1, A. Roberts 2/1, Z. Zenner 1/1, A. Williams 1/0

* PASSING

	ATT	CMP	YDS	CMP%	YDS/ATT	TD	INT	INT%	LONG	SACK	LOST	RATING
--	-----	-----	-----	------	---------	----	-----	------	------	------	------	--------

M. Stafford	594	388	4327	65.3	7.3	24	4.0	10	1.7	73t	37/	216	93.3
TEAM	594	388	4327	65.3	7.3	24	4.0	10	1.7	73T	37/	216	93.3
OPPONENTS	549	399	4136	72.7	7.5	33	6.0	10	1.8	64	26/	161	106.5

* RUSHING

	NO.	YDS	AVG	LONG	TD
T. Riddick	92	357	3.9	42	1
Z. Zenner	88	334	3.8	20	4
D. Washington	90	265	2.9	28	1
M. Stafford	37	207	5.6	24	2
A. Abdullah	18	101	5.6	24	0
J. Forsett	13	38	2.9	9	0
G. Tate	10	4	0.4	11	0
M. Jones	1	3	3.0	3	0
E. Ebron	1	1	1.0	1t	1

TEAM	350	1310	3.7	42	9
OPPONENTS	389	1701	4.4	67	8

* RECEIVING

	NO.	YDS	AVG	LONG	TD
G. Tate	91	1077	11.8	67	4
M. Jones	55	930	16.9	73t	4
E. Ebron	61	711	11.7	61	1
A. Boldin	67	584	8.7	35t	8
T. Riddick	53	371	7.0	23	5
Z. Zenner	18	196	10.9	33	0
A. Roberts	14	188	13.4	44	1
T. Jones	5	93	18.6	36	0
D. Washington	10	62	6.2	11	0
A. Abdullah	5	57	11.4	18	1
C. Harbor	3	19	6.3	9	0
C. Wick	2	18	9.0	13	0
J. Forsett	2	15	7.5	8	0
M. Mulligan	1	8	8.0	8	0
J. Bell	1	-2	-2.0	-2	0

TEAM	388	4327	11.2	73T	24
OPPONENTS	389	4136	10.4	64	38

* INTERCEPTIONS

	NO.	YDS	AVG	LONG	TD
R. Bush	2	39	19.5	39t	1
D. Slay	2	24	12.0	13	0
T. Wilson	2	23	11.5	18	0
G. Quin	2	0	0.0	0t	0
M. Killebrew	1	7	7.0	7	0
J. Bademosi	1	3	3.0	3	0

TEAM	10	96	8.6	39T	1
OPPONENTS	10	117	11.7	44	1

* PUNTING

	NO.	YDS	AVG	NET	TB	IN	LG	B
S. Martin	62	3010	48.5	44.2	3	23	63	0
TEAM	62	3010	48.5	44.2	3	23	63	0
OPPONENTS	61	2684	44.0	38.3	5	27	59	0

* PUNT RETURNS

	RET	FC	YDS	AVG	LONG	TD
A. Roberts	20	16	246	12.3	85t	2
TEAM	20	16	246	12.3	85T	2
OPPONENTS	35	14	210	6.0	24	0

* KICKOFF RETURNS

	NO.	YDS	AVG	LONG	TD
A. Roberts	33	747	22.6	42	0
D. Washington	2	46	23.0	25	0
TEAM	35	793	22.7	42	0
OPPONENTS	23	494	21.5	42	0

* FIELD GOALS

	1-19	20-29	30-39	40-49	50+
M. Prater	0/0	10/10	4/5	10/14	7/7
TEAM	0/0	10/10	4/5	10/14	7/7
OPPONENTS	0/0	3/3	9/9	6/8	4/6

M. Prater (43G) (42G, 27G) (42G, 43WR, 50G) (50G, 21G) (29G) (34G) (49WL, 43G, 27G) (49RU, 47G, 34G)

(47G, 53G, 58G) (27G, 43G) (29G, 46G, 40G) (27G, 29G, 32G, 27G, 52G) (29G, 54G) (48G, 33G) (47WL) (39WL, 54G)

OPP: (50G, 40G) (51WL, 46G) (36G, 46G) (50WR, 25G) (50G, 33G, 49G) (-) (45LU, 38G) (33G, 36G) (33G, 46G) (27G, 52G) (30G, 28G) (40G, 32G) (38G) (47G) (-) (53G)

2-Pt Conv: G. Tate 1 TM 1-2 OPP 2-3

2016 REGULAR SEASON DETROIT LIONS DEFENSIVE STATS
(Through Week 17)

POS.	PLAYER	SOLO	ASST.	TOTAL	TFL	SACKS/YDS.	QBH	FR	FF	INT/YDS.	PD
LB	Whitehead, Tahir	99	33	132	3	0.0/0	0	0	0	0/0	5
S	Wilson, Tavon	72	15	87	4	1.0/5	1	2	0	2/23	2
S	Quin, Glover	55	13	68	2	0.0/0	1	0	1	2/0	5
CB	Lawson, Nevin	45	11	56	0	0.0/0	0	0	0	0/0	9
S	Bush, Rafael	31	17	48	2	1.0/9	1	0	0	2/39	3
CB	Slay, Darius	43	1	44	1	1.0/7	1	0	1	2/24	13
CB	Diggs, Quandre	38	4	42	2	0.0/0	1	0	1	0/0	1
LB	Bynes, Josh	26	12	38	4	0.0/0	0	0	0	0/0	4
DE	Hyder Jr., Kerry	23	13	36	11	8.0/44	19	1	0	0/0	1
DE	Ansah, Ezekiel	21	14	35	7	2.0/19	15	0	0	0/0	0
DT	Robinson, A'Shawn	22	8	30	6	2.0/5	2	0	0	0/0	7
DE	Taylor, Devin	21	7	28	4	4.5/31	10	0	1	0/0	1
DT	Walker, Tyrunn	15	11	26	4	0.0/0	2	1	0	0/0	0
LB	Van Noy, Kyle	21	2	23	0	0.0/0	1	0	0	0/0	1
DT	Ngata, Haloti	11	11	22	0	1.5/6	3	0	0	0/0	3
LB	Levy, DeAndre	16	5	21	0	0.0/0	1	0	0	0/0	1
S	Killebrew, Miles	15	5	20	0	0.0/0	0	0	0	1/7	1
LB	Williams, Antwione	12	8	20	2	0.0/0	1	1	0	0/0	0
DT	Thornton, Khyri	14	5	19	2	1.0/7	2	0	1	0/0	0
CB	Bademosi, Johnson	16	2	18	0	0.0/0	0	0	0	1/3	5
DL	Zettel, Anthony	10	3	13	1	1.0/7	1	0	0	0/0	0
DT	Charles, Stefan	7	5	12	1	0.0/0	1	0	0	0/0	0
DE	Copeland, Brandon	7	4	11	0	0.0/0	0	0	1	0/0	0
LB	Armbrister, Thurston	9	0	9	1	0.0/0	0	0	0	0/0	0
CB	Jackson, Asa	5	2	7	0	0.0/0	0	0	0	0/0	1
DE	Bryant, Armonty	4	1	5	3	3.0/21	3	0	1	0/0	0
DE	Gilberry, Wallace	3	2	5	0	0.0/0	1	0	0	0/0	0
CB	Barnes, Adairius	3	1	4	0	0.0/0	1	0	0	0/0	0
S	Carey, Don	2	1	3	0	0.0/0	0	0	0	0/0	0
LB	Gooden, Zaviar	2	1	3	0	0.0/0	0	0	0	0/0	0
CB	Butler, Crezdon	2	0	2	0	0.0/0	0	0	0	0/0	0
TOTALS		670	217	887	60	26.0/161	68	5	7	10/96	63

2016 REGULAR SEASON LIONS SPECIAL TEAMS STATS

POS.	PLAYER	TKIS.	ASST.	TOTAL
S	Carey, Don	10	1	11
S	Killebrew, Miles	8	0	8
LB	Williams, Antwione	5	2	7
LB	Armbrister, Thurston	5	1	6
S	Bush, Rafael	3	2	5
DE	Copeland, Brandon	4	1	5
CB	Bademosi, Johnson	3	1	4
CB	Barnes, Adairius	3	0	3
LS	Muhlbach, Don	1	2	3
RB	Zenner, Zach	3	0	3
CB	Diggs, Quandre	2	0	2
TE	Harbor, Clay	2	0	2
S	Wilson, Tavon	2	0	2
RB	Bell, Joiqye	1	0	1
FB	Burton, Michael	1	0	1
CB	Lawson, Nevin	1	0	1
TOTALS		54	10	64

DEFENSIVE SCORES

INT (1) (14:16) (Shotgun) B.Bortles pass short right intended for M.Lee INTERCEPTED by R.Bush (N.Lawson) at JAX 39. R.Bush for 39 yards.**vs.JAX (11/20/16)**

FR (0)

Safety (1) (7:20) D.Murray right end tackled in End Zone for -5 yards. SAFETY (D.Taylor).**vs.TEN (09/18/16)**

SPECIAL TEAMS BIG PLAYS

FR (0)

LIONS 2016 REGULAR SEASON/POSTSEASON STATISTICS



DETROIT LIONS / POSTSEASON WEEK 1 / THROUGH SATURDAY, JANUARY 7, 2017

WON 0, LOST 1

NFC Wild Card Playoff Game			
01/07	L	6-26	at Seattle
		DET	OPP.
		68,788	
TOTAL FIRST DOWNS		13	24
Rushing		2	9
Passing		10	13
Penalty		1	2
3rd Down: Made/Att		2/11	9/16
3rd Down Pct.		18.2%	56.3%
4th Down: Made/Att		0/2	2/2
4th Down Pct.		0.0%	100.0%
POSSESSION AVG.		23:21	36:39
TOTAL NET YARDS		231	387
Avg. Per Game		231.0	387.0
Total Plays		50	71
Avg. Per Play		4.6	5.5
NET YARDS RUSHING		49	177
Avg. Per Game		49.0	177.0
Total Rushes		15	38
NET YARDS PASSING		182	210
Avg. Per Game		182.0	210.0
Sacked/Yards Lost		3/23	3/14
Gross Yards		205	224
Att./Completions		32/18	30/23
Completion Pct.		56.3%	76.7%
Had Intercepted		0	0
PUNTS/AVERAGE		5/46.4	3/37.7
NET PUNTING AVG.		45.4	37.7
PENALTIES/YARDS		7/68	6/40
FUMBLES/BALL LOST		1/0	0/0
TOUCHDOWNS		0	3
Rushing		0	1
Passing		0	2
Returns		0	0

* SCORE BY PERIODS	Q1	Q2	Q3	Q4	OT	PTS			
TEAM	0	3	3	0	0	6			
OPPONENTS	0	10	0	16	0	26			
* SCORING	TD	RU	PA	RT	K-PAT	FG	2PT	S	PTS
M. Prater	0	0	0	0	0/0	2/2	0	0	6
TEAM	0	0	0	0	0/0	2/2	0	0	6
OPPONENTS	3	1	2	0	2/3	2/2	0	0	26

SACKS: E. Anah 2.00, H. Ngata 1.00, **TM 3**, **OPP 3** **FUM/LOST:** A. Roberts 1/0

* PASSING	ATT	CMP	YDS	CMP%	YDS/ATT	TD	TD%	INT	INT%	LONG	SACK/	LOST	RATING
M. Stafford	32	18	205	56.3	6.4	0	0.0	0	0.0	30	3/	23	75.7
TEAM	32	18	205	56.3	6.4	0	0.0	0	0.0	30	3/	23	75.7
OPPONENTS	30	23	224	76.7	7.5	2	6.7	0	0.0	42	3/	14	119.3

* RUSHING	NO.	YDS	AVG	LONG	TD
Z. Zenner	11	34	3.1	17	0
M. Stafford	3	15	5.0	11	0
G. Tate	1	0	0.0	0t	0
TEAM	15	49	3.5	17	0
OPPONENTS	38	177	4.7	32	1

* RECEIVING	NO.	YDS	AVG	LONG	TD
M. Jones	4	81	20.3	30	0
Z. Zenner	6	54	9.0	23	0
G. Tate	3	25	8.3	13	0
A. Boldin	2	24	12.0	16	0
E. Ebron	2	23	11.5	12	0
M. Mulligan	1	-2	-2.0	-2	0
TEAM	18	205	12.2	30	0
OPPONENTS	23	224	9.7	42	2

* INTERCEPTIONS	NO.	YDS	AVG	LONG	TD
TEAM	0	0	0.0	0	0
OPPONENTS			0.0	T	

* PUNTING	NO.	YDS	AVG	NET	TB	IN	LG	B
S. Martin	5	232	46.4	45.4	0	2	55	0
TEAM	5	232	46.4	45.4	0	2	55	0
OPPONENTS	3	113	37.7	37.7	0	1	44	0

* PUNT RETURNS	RET	FC	YDS	AVG	LONG	TD
A. Roberts	1	1	0	0.0	0t	0
TEAM	1	1	0	0.0	0	0
OPPONENTS	1	3	5	5.0	5	0

* KICKOFF RETURNS	NO.	YDS	AVG	LONG	TD
A. Roberts	4	76	19.0	22	0
TEAM	4	76	19.0	22	0
OPPONENTS	1	20	20.0	20	0

* FIELD GOALS	1-19	20-29	30-39	40-49	50+
M. Prater	0/0	0/0	0/0	0/0	2/2
TEAM	0/0	0/0	0/0	0/0	2/2
OPPONENTS	0/0	1/1	0/0	1/1	0/0

M. Prater (51G, 53G)

OPP: (43G, 27G)

2-Pt Conv: TM 0-0 **OPP** 0-0

2016 POSTSEASON DETROIT LIONS DEFENSIVE STATS

POS.	PLAYER	SOLO	ASST.	TOTAL	TFL	SACKS/YDS.	QBH	FR	FF	INT/YDS.	PD
LB	Whitehead, Tahir	3	11	14	0	0.0/0	0	0	0	0/0	0
DE	Ansah, Ezekiel	5	4	9	2	2.0/8	5	0	0	0/0	0
LB	Bynes, Josh	1	6	7	0	0.0/0	0	0	0	0/0	0
CB	Lawson, Nevin	5	2	7	0	0.0/0	0	0	0	0/0	0
DT	Robinson, A'Shawn	2	5	7	0	0.0/0	0	0	0	0/0	0
S	Wilson, Tavon	6	1	7	0	0.0/0	0	0	0	0/0	0
S	Quin, Glover	2	4	6	1	0.0/0	0	0	0	0/0	1
DE	Taylor, Devin	2	2	4	1	0.0/0	1	0	0	0/0	0
S	Carey, Don	0	3	3	0	0.0/0	0	0	0	0/0	0
LB	Levy, DeAndre	2	1	3	0	0.0/0	0	0	0	0/0	0
DT	Ngata, Haloti	2	1	3	1	1.0/6	2	0	0	0/0	0
DE	Hyder Jr., Kerry	0	2	2	0	0.0/0	1	0	0	0/0	0
CB	Slay, Darius	1	1	2	0	0.0/0	0	0	0	0/0	0
DT	Thornton, Khyri	2	0	2	0	0.0/0	0	0	0	0/0	0
CB	Butler, Crezdon	1	0	1	0	0.0/0	0	0	0	0/0	0
S	Killebrew, Miles	1	0	1	0	0.0/0	0	0	0	0/0	0
DT	Walker, Tyrunn	0	1	1	0	0.0/0	0	0	0	0/0	0
TOTALS		35	44	79	5	3.0/14	9	0	0	0/0	1

2016 POSTSEASON LIONS SPECIAL TEAMS STATS			
POS.	PLAYER	TKIS.	ASST. TOTAL
CB	Bademosi, Johnson	1	0 1
CB	Barnes, Adairius	1	0 1
TOTALS		2	0 2

DEFENSIVE SCORES	
INT (0)	
FR (0)	
Safety (0)	
SPECIAL TEAMS BIG PLAYS	
FR (0)	

Postseason defensive and special teams statistics are based on press box statistics.

2016 GAME-BY-GAME STARTERS



2016 Regular Season Offense

OFFENSE

DATE	OPPONENT	WR	LT	LG	C	RG	RT	TE	T	QB	RB
9/11	at Indianapolis	G. Tate/ M. Jones/ A. Boldin	T. Decker	L. Tomlinson	T. Swanson	L. Warford	R. Reiff	E. Ebron	--	M. Stafford	A. Abdullah
9/18	Tennessee	A. Boldin/ G. Tate/ M. Jones	T. Decker	L. Tomlinson	T. Swanson	L. Warford	R. Reiff	E. Ebron	--	M. Stafford	A. Abdullah
9/25	at Green Bay	A. Boldin/ G. Tate/ M. Jones	T. Decker	L. Tomlinson	T. Swanson	L. Warford	R. Reiff	E. Ebron	--	M. Stafford	T. Riddick
10/2	at Chicago	A. Boldin/ G. Tate/ M. Jones	T. Decker	L. Tomlinson	T. Swanson	L. Warford	R. Reiff	E. Ebron	--	M. Stafford	T. Riddick
10/9	Philadelphia	A. Boldin/ G. Tate/ M. Jones	T. Decker	L. Tomlinson	T. Swanson	L. Warford	R. Reiff	--	C. Robinson	M. Stafford	T. Riddick
10/16	Los Angeles	A. Boldin/ G. Tate/ M. Jones	T. Decker	G. Glasgow	T. Swanson	L. Tomlinson	R. Reiff	C. Harbor	--	M. Stafford	Z. Zenner
10/23	Washington	A. Boldin/ G. Tate/ M. Jones	T. Decker	G. Glasgow	T. Swanson	L. Warford	R. Reiff	C. Harbor	--	M. Stafford	Z. Zenner
10/30	at Houston	A. Boldin/ G. Tate/ M. Jones	T. Decker	G. Glasgow	T. Swanson	L. Warford	R. Reiff	E. Ebron	--	M. Stafford	T. Riddick
11/6	at Minnesota	A. Boldin/ G. Tate/ M. Jones	T. Decker	G. Glasgow	T. Swanson	L. Warford	C. Robinson	E. Ebron	--	M. Stafford	T. Riddick
11/20	Jacksonville	A. Boldin/ G. Tate/ M. Jones	T. Decker	G. Glasgow	T. Swanson	L. Warford	R. Reiff	E. Ebron	--	M. Stafford	T. Riddick
11/24	Minnesota	A. Boldin/ G. Tate/ M. Jones	T. Decker	G. Glasgow	T. Swanson	L. Warford	R. Reiff	E. Ebron	--	M. Stafford	T. Riddick
12/4	at New Orleans	A. Boldin/ A. Roberts/ G. Tate	T. Decker	G. Glasgow	T. Swanson	L. Warford	R. Reiff	E. Ebron	--	M. Stafford	T. Riddick
12/11	Chicago	A. Boldin/ G. Tate/ M. Jones	T. Decker	L. Tomlinson	G. Glasgow	L. Warford	R. Reiff	E. Ebron	--	M. Stafford	D. Washington
12/18	at Giants	A. Boldin/ G. Tate/ M. Jones	T. Decker	L. Tomlinson	G. Glasgow	L. Warford	R. Reiff	E. Ebron	--	M. Stafford	D. Washington
12/26	at Dallas	A. Boldin/ G. Tate/ M. Jones	T. Decker	L. Tomlinson	G. Glasgow	L. Warford	R. Reiff	E. Ebron	--	M. Stafford	Z. Zenner
1/1	Green Bay	A. Boldin/ G. Tate/ M. Jones	T. Decker	L. Tomlinson	G. Glasgow	L. Warford	C. Robinson	E. Ebron	--	M. Stafford	Z. Zenner

2016 GAME-BY-GAME STARTERS



2016 Regular Season Defense

DEFENSE

DATE	OPPONENT	DE	DT	OLB	MLB	CB	SS	FS	NICKEL
9/11	at Indianapolis	E. Ansah/ D. Taylor	H. Ngata/ T. Walker	D. Levy/ K. Van Noy	T. Whitehead	D. Slay/ N. Lawson	T. Wilson	G. Quin	--
9/18	Tennessee	E. Ansah/ D. Taylor	H. Ngata/ T. Walker	K. Van Noy/ A. Williams	T. Whitehead	D. Slay/ N. Lawson	T. Wilson	G. Quin	--
9/25	at Green Bay	D. Taylor/ K. Hyder	H. Ngata/ T. Walker	K. Van Noy/ T. Armbrister	T. Whitehead	D. Slay/ N. Lawson	T. Wilson	G. Quin	--
10/2	at Chicago	W. Gilberry/ D. Taylor	H. Ngata/ T. Walker	K. Van Noy/ A. Williams	T. Whitehead	D. Slay/ N. Lawson	R. Bush	G. Quin	--
10/9	Philadelphia	D. Taylor/ K. Hyder	H. Ngata/ T. Walker	K. Van Noy/ T. Armbrister	T. Whitehead	D. Slay/ N. Lawson	T. Wilson	G. Quin	--
10/16	Los Angeles	E. Ansah/ D. Taylor	T. Walker/ K. Thornton	K. Van Noy	T. Whitehead	D. Slay/ N. Lawson	T. Wilson	G. Quin	Q. Diggs
10/23	Washington	E. Ansah/ D. Taylor	T. Walker/ K. Thornton	K. Van Noy	T. Whitehead	D. Slay/ N. Lawson	T. Wilson	G. Quin	Q. Diggs
10/30	at Houston	E. Ansah/ D. Taylor	T. Walker/ K. Thornton	J. Bynes/ B. Copeland	T. Whitehead	J. Bademosi/ N. Lawson	T. Wilson	G. Quin	--
11/6	at Minnesota	E. Ansah/ D. Taylor	H. Ngata/ K. Thornton	J. Bynes	T. Whitehead	J. Bademosi/ N. Lawson	T. Wilson	G. Quin	Q. Diggs
11/20	Jacksonville	E. Ansah/ D. Taylor	H. Ngata/ K. Thornton	J. Bynes	T. Whitehead	D. Slay/ N. Lawson	T. Wilson	G. Quin	R. Bush
11/24	Minnesota	E. Ansah/ D. Taylor	H. Ngata/ A. Robinson	J. Bynes	T. Whitehead	D. Slay/ N. Lawson	T. Wilson	G. Quin	Q. Diggs
12/4	at New Orleans	E. Ansah/ D. Taylor	H. Ngata/ K. Thornton	J. Bynes	A. Williams	D. Slay/ N. Lawson	T. Wilson	G. Quin	R. Bush
12/11	Chicago	E. Ansah/ D. Taylor	H. Ngata/ A. Robinson	J. Bynes	T. Whitehead	D. Slay/ N. Lawson	T. Wilson	G. Quin	A. Barnes
12/18	at Giants	E. Ansah/ D. Taylor	H. Ngata/ A. Robinson	J. Bynes	T. Whitehead	D. Slay/ N. Lawson	T. Wilson	G. Quin	R. Bush
12/26	at Dallas	E. Ansah/ D. Taylor	H. Ngata/ A. Robinson	D. Levy/ J. Bynes	T. Whitehead	J. Bademosi/ N. Lawson	--	G. Quin	A. Jackson
1/1	Green Bay	E. Ansah/ D. Taylor	H. Ngata/ A. Robinson	D. Levy	T. Whitehead	D. Slay/ N. Lawson	T. Wilson	G. Quin	A. Jackson

2016 Postseason Offense

OFFENSE

DATE	OPPONENT	WR	LT	LG	C	RG	RT	TE	QB	RB
1/7	at Seattle	M. Jones/ G. Tate/ A. Boldin	T. Decker	L. Tomlinson	G. Glasgow	L. Warford	C. Lucas	E. Ebron	M. Stafford	Z. Zenner

2016 Postseason Defense

DEFENSE

DATE	OPPONENT	DE	DT	OLB	MLB	CB	SS	FS
1/7	at Seattle	E. Ansah/ D. Taylor	A. Robinson/ H. Ngata	D. Levy/ J. Bynes	T. Whitehead	D. Slay/ N. Lawson	T. Wilson	G. Quin

2016 LIONS INDIVIDUAL SINGLE-GAME HIGHS



2016 REGULAR SEASON LIONS INDIVIDUAL SINGLE-GAME HIGHS				
Passes Attempted	46	Matthew Stafford	at Cowboys	12/26
Passes Completed	31	Matthew Stafford	at Colts	9/11
Passing Yards	385	Matthew Stafford	at Packers	9/25
Touchdown Passes	4	Matthew Stafford	vs. Rams	10/16
Pass Receptions	11	Golden Tate	at Vikings	11/6
Receiving Yards	205	Marvin Jones	at Packers	9/25
Touchdown Receptions	2	Marvin Jones	at Packers	9/25
		Theo Riddick	vs. Eagles	10/9
Rushing Yards	70	Theo Riddick	at Vikings	11/6
Rushing Attempts	20	Zach Zenner	vs. Packers	1/1
Rushing Touchdowns	2	Zach Zenner	at Cowboys	12/26
Yards From Scrimmage	205	Marvin Jones	at Packers	9/25
Combined Net Yards	205	Marvin Jones	at Packers	9/25
Interceptions Made	1	Glover Quin	vs. Titans	9/18
		Darius Slay	vs. Eagles	10/9
		Rafael Bush	vs. Rams	10/16
		Johnson Bademosi	at Texans	10/30
		Rafael Bush	vs. Jaguars	11/20
		Tavon Wilson	vs. Jaguars	11/20
		Darius Slay	vs. Vikings	11/24
		Miles Killebrew	at Saints	12/4
		Glover Quin	at Saints	12/4
		Tavon Wilson	at Saints	12/4
INT Return Yards	39	Rafael Bush	vs. Jaguars	11/20
Sacks	2.0	Kerry Hyder Jr.	at Colts	9/11
		Kerry Hyder Jr.	at Vikings	11/6
Punts	6	Sam Martin	vs. Jaguars	11/20
		Sam Martin	at Giants	12/18
Punting Average	58.8	Sam Martin	at Colts	9/11
Punt Returns	4	Andre Roberts	at Giants	12/18
Punt Return Yards	100	Andre Roberts	at Bears	10/2
Kickoff Returns	5	Andre Roberts	at Texans	10/30
Kickoff Return Yards	134	Andre Roberts	at Texans	10/30
Field Goals Attempted	5	Matt Prater	at Saints	12/4
Field Goals Made	5	Matt Prater	at Saints	12/4
2016 REGULAR SEASON DETROIT LIONS LONGEST PLAYS				
Run From Scrimmage	42	Theo Riddick	at Vikings	11/6
Touchdown Run	21	Theo Riddick	at Colts	9/11
Pass Reception	73	Marvin Jones	at Packers	9/25
Touchdown Reception	73	Marvin Jones	at Packers	9/25
Interception Return	39	Rafael Bush	vs. Jaguars	11/20
Punt Return	85	Andre Roberts	at Bears	10/2
Kickoff Return	42	Andre Roberts	at Texans	10/30
		Andre Roberts	at Cowboys	12/26
Punt	63	Sam Martin	at Colts	9/11
		Sam Martin	at Giants	12/18
Field Goal	58	Matt Prater	at Vikings	11/6

2016 LIONS OPPONENTS INDIVIDUAL SINGLE-GAME HIGHS



2016 REGULAR SEASON OPPONENTS INDIVIDUAL SINGLE-GAME HIGHS				
Passes Attempted	47	Andrew Luck	at Colts	9/11
Passes Completed	31	Andrew Luck	at Colts	9/11
		Sam Bradford	at Vikings	11/6
		Sam Bradford	vs. Vikings	11/24
		Drew Brees	at Saints	12/4
Passing Yards	385	Andrew Luck	at Colts	9/11
Touchdown Passes	4	Andrew Luck	at Colts	9/11
		Aaron Rodgers	at Packers	9/25
		Aaron Rodgers	vs. Packers	1/1
Pass Receptions	13	Stefon Diggs	at Vikings	11/6
Receiving Yards	136	Kenny Britt	vs. Rams	10/16
Touchdown Receptions	2	Jack Doyle	at Colts	9/11
		Jordy Nelson	at Packers	9/25
		Kenny Britt	vs. Rams	10/16
		Dez Bryant	at Cowboys	12/26
		Davante Adams	vs. Packers	1/1
Rushing Yards	111	Jordan Howard	at Bears	10/2
Rushing Attempts	23	Jordan Howard	at Bears	10/2
Rushing Touchdowns	2	Ezekiel Elliott	at Cowboys	12/26
Yards From Scrimmage	145	DeMarco Murray	vs. Titans	9/18
Combined Net Yards	145	DeMarco Murray	vs. Titans	9/18
Interceptions Made	1	Perrish Cox	vs. Titans	9/18
		Damarius Randall	at Packers	9/25
		Jacoby Glenn	at Bears	10/2
		Deiondre' Hall	at Bears	10/2
		Chad Greenway	at Vikings	11/6
		Demontre Hurst	vs. Bears	12/11
		Cre'von LeBlanc	vs. Bears	12/11
		Dominique Rodgers-Cromartie	at Giants	12/18
		J.J. Wilcox	at Cowboys	12/26
		Micah Hyde	vs. Packers	1/1
		INT Return Yards	44	Damarius Randall
Sacks	2.0	Brian Orakpo	vs. Titans	9/18
		Nick Perry	at Packers	9/25
Punts	7	Brad Wing	at Giants	12/18
Punting Average	50.8	Shane Lechler	at Texans	10/30
Punt Returns	4	Tyler Ervin	at Texans	10/30
		Micah Hyde	vs. Packers	1/1
Punt Return Yards	32	Tyler Ervin	at Texans	10/30
Kickoff Returns	3	Cordarrelle Patterson	at Vikings	11/6
Kickoff Return Yards	87	Cordarrelle Patterson	at Vikings	11/6
Field Goals Attempted	3	Caleb Sturgis	vs. Eagles	10/9
Field Goals Made	3	Caleb Sturgis	vs. Eagles	10/9
2016 REGULAR SEASON OPPONENTS LONGEST PLAYS				
Run From Scrimmage	67	DeMarco Murray	vs. Titans	9/18
Touchdown Run	55	Ezekiel Elliott	at Cowboys	12/26
Pass Reception	64	Eddie Royal	at Bears	10/2
Touchdown Reception	31	Cameron Meredith	vs. Bears	12/11
Interception Return	44	Damarius Randall	at Packers	9/25
Punt Return	24	Tommylee Lewis	at Saints	12/4
Kickoff Return	42	Marqise Lee	vs. Jaguars	11/20
Punt	59	Tress Way	vs. Redskins	10/23
		Shane Lechler	at Texans	10/30
Field Goal	53	Mason Crosby	vs. Packers	1/1

2016 DETROIT LIONS REGULAR SEASON PARTICIPATION

PLAYER	9/11	9/18	9/25	10/2	10/9	10/16	10/23	10/30	11/6	11/20	11/24	12/4	12/11	12/18	12/26	1/1	2016	G	S	DNP	I
	at Ind	TEN	at GB	at Chi	PHI	LA	WAS	at Hou	at Min	JAX	MIN	at NO	CHI	at NYG	at Dal	GB					
Ansah, Ezekiel	S	S	I	I	I	S	S	S	S	S	S	S	S	S	S	S	S	13	13	0	3
Armbrister, Thurston	I	P	S	P	S	P	P	P	P	P	P	P	I	P	P	P	14	2	0	2	
Bademosi, Johnson	P	P	P	P	P	P	P	S	S	P	P	P	P	P	P	P	16	3	0	0	
Barnes, Adairius	P	I	I	I	P	I	I	P	P	I	P	P	S	PS	PS	PS	7	1	0	6	
Bell, Joique	N	N	N	N	N	N	N	N	N	N	N	N	P	I	P	I	3	0	0	1	
Billingsley, Jace	PS	PS	PS	PS	PS	PS	PS	PS	PS	PS	PS	PS	PS	PS	PS	I	0	0	0	1	
Boldin, Anquan	S	S	S	S	S	S	S	S	S	S	S	S	S	S	S	S	16	16	0	0	
Burton, Michael	P	P	P	P	P	P	P	P	P	P	P	P	P	P	P	I	15	0	0	1	
Bush, Rafael	P	P	P	S	P	P	P	P	P	S	P	S	P	S	P	P	16	4	0	0	
Butler, Crezdon	N	N	N	N	N	N	N	N	N	N	N	N	N	N	P	I	0	0	0	0	
Bynes, Josh	N	N	N	N	N	N	N	S	S	S	S	S	S	S	P	1	9	8	0	0	
Carey, Don	P	P	P	P	P	P	P	P	P	P	I	I	P	P	P	P	14	0	0	2	
Carter, Alex	PS	PS	PS	PS	PS	PS	PS	PS	PS	PS	PS	PS	PS	PS	PS	I	1	0	0	1	
Copeland, Brandon	P	P	P	P	P	P	P	S	P	P	P	P	P	P	P	P	16	1	0	0	
Dahl, Joe	I	I	I	I	I	P	DNP	P	I	I	I	I	P	P	P	P	6	0	1	9	
Decker, Taylor	S	S	S	S	S	S	S	S	S	S	S	S	S	S	S	S	16	16	0	0	
Ebron, Eric	S	S	S	S	I	I	I	S	S	S	S	S	S	S	S	S	13	13	0	3	
Glasgow, Graham	DNP	P	P	P	P	S	S	S	S	S	S	S	S	S	S	S	15	11	1	0	
Harbor, Clay	N	N	N	N	P	S	S	P	P	P	P	P	P	P	P	P	12	2	0	0	
Hyder, Kerry	P	P	S	P	S	P	P	P	P	P	P	P	P	P	P	P	16	2	0	0	
Jones Jr., Marvin	S	S	S	S	S	S	S	S	S	S	S	I	S	S	S	S	15	15	0	1	
Jones, TJ	PS	PS	PS	PS	PS	PS	PS	PS	PS	PS	PS	P	I	I	P	P	3	0	0	2	
Killebrew, Miles	P	P	P	P	P	P	P	P	P	P	P	P	P	P	P	P	16	0	0	0	
Lawson, Nevin	S	S	S	S	S	S	S	S	S	S	S	S	S	S	S	S	16	16	0	0	
Levy, DeAndre	S	I	I	I	I	I	I	I	I	I	I	I	P	P	S	S	5	3	0	11	
Lucas, Cornelius	I	I	I	I	I	P	P	P	P	I	I	I	I	I	I	P	5	0	0	11	
Martin, Sam	P	P	P	P	P	P	P	P	P	P	P	P	P	P	P	P	16	0	0	0	
Muhlbach, Don	P	P	P	P	P	P	P	P	P	P	P	P	P	P	P	P	16	0	0	0	
Mulligan, Matthew	N	N	N	N	N	N	N	N	P	P	P	P	P	P	P	P	8	0	0	0	
Ngata, Haloti	S	S	S	S	S	I	I	I	S	S	S	S	S	S	S	S	13	13	0	3	
Orlovsky, Dan	DNP	DNP	DNP	DNP	DNP	DNP	DNP	DNP	DNP	DNP	DNP	DNP	DNP	DNP	DNP	DNP	0	0	16	0	
Prater, Matt	P	P	P	P	P	P	P	P	P	P	P	P	P	P	P	P	16	0	0	0	
Quin, Glover	S	S	S	S	S	S	S	S	S	S	S	S	S	S	S	I	16	16	0	0	
Reiff, Riley	S	S	S	S	S	S	S	I	S	S	S	S	S	S	N	I	14	14	0	2	
Reynolds, Garrett	N	N	N	N	N	N	N	N	N	N	N	N	N	N	N	N	0	0	0	0	
Roberts, Andre	P	P	P	P	P	P	P	P	P	P	P	P	P	P	P	P	16	1	0	0	
Robinson, A'Shawn	P	P	P	P	P	P	P	P	P	P	S	P	S	S	S	S	16	5	0	0	
Rudock, Jake	PS	PS	PS	PS	PS	PS	PS	PS	PS	PS	I	I	I	I	I	I	0	0	0	6	
Slay, Darius	S	S	S	S	S	S	S	I	I	S	S	S	S	S	I	S	13	13	0	3	
Stafford, Matthew	S	S	S	S	S	S	S	S	S	S	S	S	S	S	S	S	16	16	0	0	
Swanson, Travis	S	S	S	S	S	S	S	S	S	S	S	I	I	I	I	I	12	12	0	4	
Tate, Golden	S	S	S	S	S	S	S	S	S	S	S	S	S	S	S	S	16	16	0	0	
Taylor, Devin	S	S	S	S	S	S	S	S	S	S	S	S	S	S	S	P	16	16	0	0	
Thornton, Khyri	P	P	P	P	P	S	S	S	S	I	S	I	P	I	P	I	13	6	0	3	
Tomlinson, Laken	S	S	S	S	S	S	P	P	P	P	P	P	S	S	S	S	16	10	0	0	
Walker, Tyrann	S	S	S	S	S	S	S	P	I	P	P	P	P	P	P	P	15	8	0	1	
Warford, Larry	S	S	S	S	S	I	S	S	S	S	S	S	S	S	S	S	15	15	0	1	
Washington, Dwayne	P	P	P	P	I	I	I	I	P	P	P	P	S	S	P	P	12	2	0	4	
Whitehead, Tahir	S	S	S	S	S	S	S	S	S	S	I	S	S	S	S	S	15	15	0	1	
Williams, Antwione	P	S	I	S	P	P	P	P	P	P	P	S	P	P	P	I	14	3	0	2	
Wilson, Tavon	S	S	S	I	S	S	S	S	S	S	S	S	S	S	P	S	15	14	0	1	
Zenner, Zach	I	I	P	P	P	S	S	P	P	P	P	P	P	P	S	S	14	4	0	2	
Zettel, Anthony	I	I	P	P	P	P	P	I	P	P	P	P	P	P	P	P	13	0	0	3	
PRACTICE SQUAD																					
Backman, Kennard	N	N	N	N	N	N	N	N	N	N	N	N	N	N	N	PS	0	0	0	0	
James, Mike	N	N	N	N	N	PS	PS	PS	N	N	N	PS	PS	PS	PS	PS	0	0	0	0	
Longa, Steve	PS	PS	PS	PS	P	PS	PS	PS	PS	PS	PS	PS	PS	PS	PS	PS	1	0	0	0	
Lee, Khari	P	P	P	P	P	P	P	P	I	PS	PS	PS	PS	PS	PS	PS	8	0	0	1	
Ross, Rashad	N	N	N	N	N	N	N	N	N	N	N	N	N	N	N	PS	PS	0	0	0	
Rotheram, Matt	N	N	N	N	N	N	N	PS	PS	PS	PS	PS	PS	PS	PS	PS	0	0	0	0	
Thomas, Brandon	PS	PS	PS	PS	PS	PS	PS	PS	PS	PS	PS	PS	PS	PS	PS	PS	0	0	0	0	
Turzilli, Andrew	N	N	N	N	N	N	N	N	N	N	N	N	N	N	PS	PS	0	0	0	0	
Washington, Charles	PS	PS	PS	PS	PS	N	PS	PS	PS	PS	PS	PS	PS	PS	PS	PS	0	0	0	0	
Weaver, Jason	N	N	N	N	N	N	N	N	N	N	N	N	N	N	N	N	0	0	0	0	
RESERVE/INJURED																					
Abdullah, Ameer	S	S	IR	IR	IR	IR	IR	IR	IR	IR	IR	IR	IR	IR	IR	IR	2	2	0	0	
Bostic, Jon	IR	IR	IR	IR	IR	IR	IR	IR	IR	IR	IR	IR	IR	IR	IR	IR	0	0	0	0	
Bryant, Armonty	N	N	N	N	P	P	P	SUS	SUS	SUS	P	IR	IR	IR	IR	IR	5	0	0	0	
Charles, Stefan	I	P	P	P	I	P	P	P	P	P	P	P	I	P	IR	IR	12	0	0	3	
Diggs, Quandre	P	P	P	P	P	S	S	P	S	P	S	P	IR	IR	IR	IR	12	4	0	0	
Jackson, Asa	N	N	N	N	N	N	N	N	N	N	N	N	N	N	P	S	4	2	0	0	
Landes, Jimmy	IR	IR	IR	IR	IR	IR	IR	IR	IR	IR	IR	IR	IR	IR	IR	IR	0	0	0	0	
Riddick, Theo	P	P	S	S	S	I	I	S	S	S	S	I	I	I	IR	IR	10	8	0	5	
Robinson, Corey	P	P	P	P	S	P	I	I	S	P	P	P	P	P	P	S	14	3	0	2	
Spadola, Ryan	IR	IR	IR	IR	IR	IR	IR	IR	IR	IR	IR	IR	IR	IR	IR	IR	0	0	0	0	
Wells, Ian	IR	IR	IR	IR	IR	IR	IR	IR	IR	IR	IR	IR	IR	IR	IR	IR	0	0	0	0	
Wick, Cole	P	I	P	P	P	P	P	I	IR	IR	IR	IR	IR	IR	IR	IR	6	0	0	2	
Wright, Tim	IR	IR	IR	IR	IR	IR	IR	IR	IR	IR	IR	IR	IR	IR	IR	IR	0	0	0	0	

2016 DETROIT LIONS INDIVIDUAL STATISTICS

RUSHING

Date	Opp	T. Riddick					Z. Zenger					D. Washington					M. Stafford					A. Abdullah				
		Att	Yds	Avg	LG	TD	Att	Yds	Avg	LG	TD	Att	Yds	Avg	LG	TD	Att	Yds	Avg	LG	TD	Att	Yds	Avg	LG	TD
9/11	Ind	7	45	6.4	21t	1	INACTIVE	INACTIVE	INACTIVE	INACTIVE	2	1	0.5	1t	1	2	5	2.5	6	0	12	63	5.3	13	0	
9/18	Ten	7	37	3.4	10	0	INACTIVE	INACTIVE	INACTIVE	4	31	7.8	28	0	2	31	15.5	24	0	6	38	6.3	24	0		
9/25	at GB	10	9	0.9	8	0	0	0	0.0	--	0	10	38	3.8	9	0	2	11	5.5	7	0	RESERVE/INJURED	RESERVE/INJURED	RESERVE/INJURED	RESERVE/INJURED	
10/2	at Chi	11	31	2.8	11	0	3	12	4.0	--	0	2	6	3.0	5	0	2	17	8.5	15	0	RESERVE/INJURED	RESERVE/INJURED	RESERVE/INJURED	RESERVE/INJURED	
10/9	Phi	11	49	4.5	17	0	7	9	1.3	6	0	INACTIVE	INACTIVE	6	16	2.7	14	0	RESERVE/INJURED	RESERVE/INJURED	RESERVE/INJURED	RESERVE/INJURED	RESERVE/INJURED			
10/16	LA	INACTIVE	INACTIVE	INACTIVE	INACTIVE	INACTIVE	14	58	4.1	19	0	INACTIVE	INACTIVE	5	14	2.8	7	0	RESERVE/INJURED	RESERVE/INJURED	RESERVE/INJURED	RESERVE/INJURED	RESERVE/INJURED			
10/23	Was	INACTIVE	INACTIVE	INACTIVE	INACTIVE	INACTIVE	9	29	3.2	9	1	INACTIVE	INACTIVE	2	32	16.0	18	0	RESERVE/INJURED	RESERVE/INJURED	RESERVE/INJURED	RESERVE/INJURED	RESERVE/INJURED			
10/30	at Hou	11	56	5.1	16	0	3	2	0.7	2	0	INACTIVE	INACTIVE	0	0	0.0	--	0	0	0.0	--	0	0	0.0	--	
11/6	at Min	14	70	5.0	42	0	0	0	0.0	--	0	10	26	2.6	8	0	0	0	0.0	--	0	RESERVE/INJURED	RESERVE/INJURED	RESERVE/INJURED	RESERVE/INJURED	
11/20	Jax	4	13	3.3	7	0	0	0	0.0	--	0	13	6	4	4	0	2	0	0.0	--	0	RESERVE/INJURED	RESERVE/INJURED	RESERVE/INJURED	RESERVE/INJURED	
11/24	Min	9	45	5.0	12	0	1	0	0.0	0	0	5	19	3.8	8	0	4	30	7.5	15	0	RESERVE/INJURED	RESERVE/INJURED	RESERVE/INJURED	RESERVE/INJURED	
12/4	at NO	4	2	0.5	6	0	9	40	4.4	9	0	7	21	3.0	5	0	3	22	7.3	11	0	RESERVE/INJURED	RESERVE/INJURED	RESERVE/INJURED	RESERVE/INJURED	
12/11	Chi	INACTIVE	INACTIVE	INACTIVE	INACTIVE	INACTIVE	7	36	5.1	13	0	16	64	4.0	12	0	4	15	3.8	7t	1	RESERVE/INJURED	RESERVE/INJURED	RESERVE/INJURED	RESERVE/INJURED	
12/18	at NYG	INACTIVE	INACTIVE	INACTIVE	INACTIVE	INACTIVE	3	12	4.0	7	0	14	31	2.2	12	0	2	13	6.5	8	0	RESERVE/INJURED	RESERVE/INJURED	RESERVE/INJURED	RESERVE/INJURED	
12/26	at Dal	INACTIVE	INACTIVE	INACTIVE	INACTIVE	INACTIVE	12	67	5.6	20	2	7	22	3.1	9	0	1	1	1.0	1t	1	RESERVE/INJURED	RESERVE/INJURED	RESERVE/INJURED	RESERVE/INJURED	
1/1	GB	RESERVE/INJURED	RESERVE/INJURED	RESERVE/INJURED	RESERVE/INJURED	RESERVE/INJURED	20	69	3.5	15	1	0	0	0.0	--	0	0	0	0.0	--	0	RESERVE/INJURED	RESERVE/INJURED	RESERVE/INJURED	RESERVE/INJURED	
TOTALS		92	357	3.9	42	1	88	334	3.8	20	4	90	265	2.9	28	1	37	207	5.6	24	2	18	101	5.6	24	0

Date	Opp	J. Forsett					G. Tate					M. Jones					E. Ebron								
		Att	Yds	Avg	LG	TD	Att	Yds	Avg	LG	TD	Att	Yds	Avg	LG	TD	Att	Yds	Avg	LG	TD				
9/11	Ind	NOT ON ROSTER	NOT ON ROSTER	NOT ON ROSTER	NOT ON ROSTER	NOT ON ROSTER	1	2	2.0	2	0	0	0	0.0	--	0	0	0	0.0	--	0	0	0	0.0	--
9/18	Ten	NOT ON ROSTER	NOT ON ROSTER	NOT ON ROSTER	NOT ON ROSTER	NOT ON ROSTER	0	0	0.0	--	0	0	0	0.0	--	0	0	0	0.0	--	0	0	0	0.0	--
9/25	at GB	NOT ON ROSTER	NOT ON ROSTER	NOT ON ROSTER	NOT ON ROSTER	NOT ON ROSTER	1	-8	-8.0	-8	0	0	0	0.0	--	0	0	0	0.0	--	0	0	0	0.0	--
10/2	at Chi	NOT ON ROSTER	NOT ON ROSTER	NOT ON ROSTER	NOT ON ROSTER	NOT ON ROSTER	0	0	0.0	--	0	0	0	0.0	--	0	0	0	0.0	--	0	0	0	0.0	--
10/9	Phi	NOT ON ROSTER	NOT ON ROSTER	NOT ON ROSTER	NOT ON ROSTER	NOT ON ROSTER	3	6	2.0	11	0	1	3	3.0	3	0	1	3	3.0	3	0	INACTIVE	INACTIVE	INACTIVE	INACTIVE
10/16	LA	5	5	1.0	9	0	1	3	3.0	3	0	1	3	3.0	3	0	INACTIVE	INACTIVE	INACTIVE	INACTIVE	INACTIVE	INACTIVE	INACTIVE	INACTIVE	
10/23	Was	8	33	4.1	9	0	0	0	0.0	--	0	0	0	0.0	--	0	0	0.0	--	0	0	0	0.0	--	
10/30	at Hou	DID NOT PLAY	DID NOT PLAY	DID NOT PLAY	DID NOT PLAY	DID NOT PLAY	0	0	0.0	--	0	0	0	0.0	--	0	0	0	0.0	--	0	0	0	0.0	--
11/6	at Min	INACTIVE	INACTIVE	INACTIVE	INACTIVE	INACTIVE	1	1	1.0	1	0	0	0	0.0	--	0	0	0	0.0	--	0	0	0	0.0	--
11/20	Jax	INACTIVE	INACTIVE	INACTIVE	INACTIVE	INACTIVE	1	-6	-6.0	-6	0	0	0	0.0	--	0	1	1	1.0	1t	1	0	0	0.0	--
11/24	Min	INACTIVE	INACTIVE	INACTIVE	INACTIVE	INACTIVE	0	0	0.0	--	0	0	0	0.0	--	0	0	0	0.0	--	0	0	0	0.0	--
12/4	at NO	NOT ON ROSTER	NOT ON ROSTER	NOT ON ROSTER	NOT ON ROSTER	NOT ON ROSTER	0	0	0.0	--	0	INACTIVE	INACTIVE	INACTIVE	INACTIVE	INACTIVE	0	0	0.0	--	0	0	0	0.0	--
12/11	Chi	NOT ON ROSTER	NOT ON ROSTER	NOT ON ROSTER	NOT ON ROSTER	NOT ON ROSTER	1	-1	-1.0	-1	0	0	0	0.0	--	0	0	0	0.0	--	0	0	0	0.0	--
12/18	at NYG	NOT ON ROSTER	NOT ON ROSTER	NOT ON ROSTER	NOT ON ROSTER	NOT ON ROSTER	0	0	0.0	--	0	0	0	0.0	--	0	0	0	0.0	--	0	0	0	0.0	--
12/26	at Dal	NOT ON ROSTER	NOT ON ROSTER	NOT ON ROSTER	NOT ON ROSTER	NOT ON ROSTER	0	0	0.0	--	0	0	0	0.0	--	0	0	0	0.0	--	0	0	0	0.0	--
1/1	GB	NOT ON ROSTER	NOT ON ROSTER	NOT ON ROSTER	NOT ON ROSTER	NOT ON ROSTER	1	7	7.0	7	0	0	0	0.0	--	0	0	0	0.0	--	0	0	0	0.0	--
TOTALS		13	38	2.9	9	0	10	4	0.4	11	0	1	3	3.0	3	0	1	1	1.0	1t	1	0	0	0.0	--

RECEIVING

Date	Opp	G. Tate					A. Boldin					E. Ebron					M. Jones					T. Riddick				
		Rec	Yds	Avg	LG	TD	Rec	Yds	Avg	LG	TD	Rec	Yds	Avg	LG	TD	Rec	Yds	Avg	LG	TD	Rec	Yds	Avg	LG	TD
9/11	at Ind	7	41	5.9	11	0	3	35	11.7	18	0	5	46	9.2	13	1	4	85	21.3	32	0	5	63	12.6	19	1
9/18	Ten	2	13	6.5	8	0	4	48	12.0	24t	1	4	53	13.3	29	0	8	118	14.8	47	0	4	28	7.0	12	0
9/25	at GB	4	40	10.0	15	0	4	22	5.5	7	0	5	69	13.8	21	0	6	205	34.2	73t	2	7	39	5.6	12	0
10/2	at Chi	1	1	1.0	1	0	6	31	5.2	10	0	4	28	10.5	13	0	5	74	14.8	19	0	4	27	6.8	10	0
10/9	Phi	3	39	13.0	27	0	4	48	12.0	20	0	INACTIVE	INACTIVE	INACTIVE	INACTIVE	INACTIVE	4	37	9.3	17	1	6	33	5.5	17t	2
10/16	LA	8	165	20.6	61	1	8	60	7.5	15	1	INACTIVE	INACTIVE	INACTIVE	INACTIVE	INACTIVE	2	10	5.0	7t	1	INACTIVE	INACTIVE	INACTIVE	INACTIVE	
10/23	Was	6	93	15.5	27	0	3	28	9.3	18t	1	INACTIVE	INACTIVE	INACTIVE	INACTIVE	INACTIVE	4	94	23.5	52	0	INACTIVE	INACTIVE	INACTIVE	INACTIVE	
10/30	at Hou	7	42	6.0	13	0	1	4	4.0	4	0	7	79	11.3	34	0	3	33	11.0	11	0	8	77	9.6	23	1
11/6	at Min	11	79	7.2	28t	1	2	10	5.0	9	1	7	92	13.1	23	0	1	5	5.0	5	0	1	6	6.0	6	0
11/20	Jax	3	27	9.0	13	0	6	37	6.2	8	0	3	70	23.3	61	0	1	15	15.0	15	0	8	70	8.8	20	0
11/24	Min	5	77	15.4	41	0	7	69	9.9	29	1	0	0	0.0	--	0	4	54	13.5	20	0	5	13	2.6	11	0
12/4	at NO	8	145	18.1	66t	1	4	40	10.0	12	1	4	38	9.5	12	0	INACTIVE	INACTIVE	INACTIVE	INACTIVE	INACTIVE	INACTIVE	INACTIVE	INACTIVE	INACTIVE	
12/11	Chi	7	58	9.7	14	0	7	49	16.3	23	1	4	28	8.0	14	0	4	67	16.8	48	0	5	15	3.0	7	1
12/18	at NYG	8	122	15.3	67	0	3	13	4.3	6	0	4	36	9.0	21	0	3	41	13.7	21	0	INACTIVE	INACTIVE	INACTIVE	INACTIVE	
12/26	at Dal	6	58	9.7	16	0	5	33	6.6	9	0	8	93	11.6	21	0	1	16	16.0	16	0	INACTIVE	INACTIVE	INACTIVE	INACTIVE	
1/1	GB	6	77	12.8	24	1	4	57	14.3	35t	1	6	61	10.2	19	0	5	76	15.2	30	0	RESERVE/INJURED	RESERVE/INJURED	RESERVE/INJURED	RESERVE/INJURED	
TOTALS		91	1077	11.8	67	4	67	584	8.7	35t	8	61	711	11.7	61	1	55	930	16.9	73t	4	53	371	7.0	23	5

Date	Opp	Z. Zenger					A. Roberts					D. Washington					A. Abdullah					T. Jones				
		Rec	Yds	Avg	LG																					

PASSING

		M. Stafford											
Date	Opp	Att	Cmp	Yds	Cmp% TD	INT	LG	Sk	Yds	Rating			
9/11	atInd	31	27	340	73.3 3	0	32	1	8	128.6			
9/18	Ten	40	22	260	55.0 1	1	47	4	22	72.9			
9/25	atGB	41	28	385	68.3 3	1	73t	3	17	112.3			
10/2	atChi	36	23	213	63.9 0	2	22	2	16	56.8			
10/9	Phi	25	19	180	76.0 3	0	27	4	16	135.0			
10/16	LA	31	23	270	74.2 4	0	61	1	5	139.8			
10/23	Was	29	18	266	62.1 1	0	52	3	16	103.5			
10/30	atHou	41	27	240	65.9 1	0	34	1	9	89.5			
11/6	atMin	36	23	219	63.9 2	1	28t	1	5	87.6			
11/20	Jax	33	24	278	72.7 0	0	61	3	15	97.8			
11/24	Min	40	23	232	57.5 1	0	41	2	18	82.5			
12/4	atNO	42	30	341	71.4 2	0	66t	2	4	111.3			
12/11	Chi	35	21	223	60.0 1	2	48	3	14	64.3			
12/18	atNYG	39	24	273	61.5 0	1	67	1	5	71.8			
12/26	atDal	48	25	280	58.5 0	1	21	4	31	63.7			
1/1	GB	41	26	347	63.4 2	1	35t	2	15	96.3			
TOTALS		594	388	4327	65.3	24	10	73t	37	216	93.3		

PUNT RETURNS

		A. Roberts										
Date	Opp	No.	Yds.	Avg.	LG	FC	TD					
9/11	atInd	1	-1	-1.0	-1	0	0					
9/18	Ten	2	23	11.5	13	0	0					
9/25	atGB	2	16	8.0	15	0	0					
10/2	atChi	2	100	50.0	85t	0	1					
10/9	Phi	0	0	0.0	0	1	0					
10/16	LA	1	4	4.0	4	1	0					
10/23	Was	0	0	0.0	0	1	0					
10/30	atHou	3	5	1.7	8	1	0					
11/6	atMin	0	0	0.0	0	4	0					
11/20	Jax	2	55	27.5	55t	3	1					
11/24	Min	1	3	3.0	3	2	0					
12/4	atNO	0	0	0.0	0	0	0					
12/11	Chi	1	7	7.0	7	1	0					
12/18	atNYG	4	11	2.8	6	0	0					
12/26	atDal	1	23	23	23	0	0					
1/1	GB	0	0	0.0	0	2	0					
TOTALS		20	246	12.3	85t	16	2					

KICKOFF RETURNS

		A. Roberts					D. Washington						
Date	Opp	No.	Yds.	Avg.	LG	FC	TD	No.	Yds.	Avg.	LG	FC	TD
9/11	atInd	1	22	22.0	22	0	0	0	0	0.0	0	0	0
9/18	Ten	1	10	10.0	10	0	0	1	25	25	25	0	0
9/25	atGB	3	68	22.7	25	0	0	1	21	21	21	0	0
10/2	atChi	3	71	23.7	31	0	0	0	0	0.0	0	0	0
10/9	Phi	2	33	16.5	21	0	0	INACTIVE					
10/16	LA	2	44	22.0	27	0	0	INACTIVE					
10/23	Was	0	0	0.0	0	0	0	INACTIVE					
10/30	atHou	5	134	26.8	42	0	0	INACTIVE					
11/6	atMin	3	50	16.7	26	0	0	0	0	0.0	0	0	0
11/20	Jax	0	0	0.0	0	0	0	0	0	0.0	0	0	0
11/24	Min	2	49	24.5	25	0	0	0	0	0.0	0	0	0
12/4	atNO	2	49	24.5	28	0	0	0	0	0.0	0	0	0
12/11	Chi	2	49	24.5	26	0	0	0	0	0.0	0	0	0
12/18	atNYG	2	32	16.0	20	0	0	0	0	0.0	0	0	0
12/26	atDal	2	64	32.0	42	0	0	0	0	0.0	0	0	0
1/1	GB	3	72	24.0	36	0	0	0	0	0.0	0	0	0
TOTALS		33	747	22.6	42	0	0	2	46	23.0	25	0	0

KICKING

		M. Prater		1-19		20-29		30-39		40-49		50+		PAT			
Date	Opp	M	A	M	A	M	A	M	A	M	A	M	A	M	A	A	Pts
9/11	atInd	1	1	100.0	43	0	0	0	0	1	1	0	0	4	4	5	7
9/18	Ten	2	2	100.0	42	0	0	1	1	0	0	1	1	0	0	1	7
9/25	atGB	2	3	66.7	50	0	0	0	0	1	2	1	1	3	3	3	9
10/2	atChi	2	2	100.0	50	0	0	1	1	0	0	0	1	1	0	0	6
10/9	Phi	1	1	100.0	29	0	0	1	1	0	0	0	0	3	3	3	6
10/16	LA	1	1	100.0	34	0	0	0	0	1	1	0	0	4	4	7	7
10/23	Was	2	3	66.7	43	0	0	1	1	0	0	1	2	0	2	2	8
10/30	atHou	2	3	66.7	47	0	0	0	0	1	1	2	0	0	1	7	7
11/6	atMin	3	3	100.0	58	0	0	0	0	0	0	1	2	2	1	10	10
11/20	Jax	2	2	100.0	43	0	0	1	1	0	0	1	1	0	2	3	8
11/24	Min	3	3	100.0	48	0	0	1	1	0	0	2	2	0	1	1	10
12/4	atNO	5	5	100.0	52	0	0	3	3	1	1	0	0	1	1	1	16
12/11	Chi	2	2	100.0	54	0	0	1	1	0	0	0	1	1	2	2	8
12/18	atNYG	2	2	100.0	48	0	0	0	0	1	1	1	0	0	0	0	6
12/26	atDal	0	1	0.0	0	0	0	0	0	0	0	0	0	3	3	3	3
1/1	GB	1	1	100.0	54	0	0	0	0	0	0	1	1	0	0	3	6
TOTALS		31	36	86.1	58	0	0	10	10	4	5	10	14	7	7	31	124

PUNTING

		S. Martin										
Date	Opp	No.	Yds.	Avg.	TB	In20	LG	Net				
9/11	atInd	4	235	58.8	0	2	63	55.5				
9/18	Ten	5	217	43.4	0	5	61	41.6				
9/25	atGB	2	95	47.5	0	0	49	47.0				
10/2	atChi	5	245	49.0	0	1	57	45.6				
10/9	Phi	3	159	53.0	1	1	57	44.3				
10/16	LA	2	104	52.0	0	1	56	51.0				
10/23	Was	3	153	51.0	0	1	58	45.7				
10/30	atHou	5	223	44.6	0	0	52	37.6				
11/6	atMin	5	262	52.4	0	0	55	46.2				
11/20	Jax	6	291	48.5	0	3	61	48.0				
11/24	Min	4	168	42.0	0	2	51	42.0				
12/4	atNO	2	85	42.5	0	1	53	30.5				
12/11	Chi	2	102	51.0	1	1	57	41.0				
12/18	atNYG	6	275	45.8	1	1	63	37.8				
12/26	atDal	4	196	49.0	0	2	54	47.8				
1/1	GB	4	200	50.0	0	2	56	45.0				
TOTALS		62	3010	48.5	3	23	63	44.2				

DEFENSE

Date	Opp	T. Whitehead					T. Wilson					G. Quin					N. Lawson					R. Bush					
		TT	ST	AT	Sk	SKY	TT	ST	AT	Sk	SKY	TT	ST	AT	Sk	SKY	TT	ST	AT	Sk	SKY	TT	ST	AT	Sk	SKY	
9/11	at Ind	10	6	4	0.0	0	4	4	0	0.0	0	3	2	1	0.0	0	4	3	1	0.0	0	3	1	2	0.0	0	0
9/18	Ten	10	7	3	0.0	0	7	7	0	0.0	0	3	2	1	0.0	0	3	3	0	0.0	0	2	2	0	0.0	0	0
9/25	at GB	3	2	1	0.0	0	3	2	1	0.0	0	5	3	2	0.0	0	3	2	1	0.0	0	5	3	2	0.0	0	0
10/2	at Chi	11	8	3	0.0	0	INACTIVE					7	7	0	0.0	0	6	5	1	0.0	0	6	5	1	0.0	0	0
10/9	Phi	12	10	2	0.0	0	5	5	0	0.0	0	4	3	1	0.0	0	2	2	0	0.0	0	2	1	1	0.0	0	0
10/16	LA	9	7	2	0.0	0	3	2	1	0.0	0	4	3	1	0.0	0	2	2	0	0.0	0	3	2	1	0.0	0	0
10/23	Was	12	8	4	0.0	0	4	3	1	0.0	0	4	2	2	0.0	0	6	5	1	0.0	0	6	3	3	1.0	0	9
10/30	at Hou	7	4	3	0.0	0	9	6	3	0.0	0	6	5	1	0.0	0	3	1	2	0.0	0	3	2	1	0.0	0	0
11/6	at Min	12	9	3	0.0	0	8	8	0	0.0	0	9	8	1	0.0	0	4	4	0	0.0	0	3	3	0	0.0	0	0
11/20	Jax	3	2	1	0.0	0	5	5	0	0.0	0	2	2	0	0.0	0	3	3	0	0.0	0	3	2	1	0.0	0	0
11/24	Min	12	11	1	0.0	0	8	6	2	0.0	0	4	2	2	0.0	0	1	1	0	0.0	0	3	0	3	0.0	0	0
12/4	at NO	INACTIVE					3	3	0	0.0	0	5	4	1	0.0	0	7	6	1	0.0	0	2	1	1	0.0	0	0
12/11	Chi	6	5	1	0.0	0	5	5	0	0.0	0	0	0	0	0.0	0	4	2	2	0.0	0	1	1	0	0.0	0	0
12/18	at NYG	12	10	2	0.0	0	9	7	2	0.0	0	2	2	0	0.0	0	2	2	0	0.0	0	5	5	0	0.0	0	0
12/26	at Dal	6	4	2	0.0	0	7	4	3	0.0	0	3	3	0	0.0	0	3	2	1	0.0	0	1	0	1	0.0	0	0
1/1	GB	7	6	1	0.0	0	7	5	2	1.0	5	7	7	0	0.0	0	3	2	1	0.0	0	0	0	0	0.0	0	0
TOTALS		132	99	33	0.0	0	87	72	15	1.0	5	68	55	13	0.0	0	56	45	11	0.0	0	48	31	17	1.0	9	

Date	Opp	D. Slay					D. Diggs					J. Bynes					K. Hyder					E. Ansah					
		TT	ST	AT	Sk	SKY	TT	ST	AT	Sk	SKY	TT	ST	AT	Sk	SKY	TT	ST	AT	Sk	SKY	TT	ST	AT	Sk	SKY	
9/11	at Ind	4	4	0	0.0	0	6	5	1	0.0	0	NOT ON ROSTER					3	2	1	2.0	17	2	1	1	0.0	0	
9/18	Ten	3	3	0	0.0	0	1	1	0	0.0	0	NOT ON ROSTER					1	1	0	1.0	0	0	0	0.0	0		
9/25	at GB	4	4	0	0.0	0	1	1	0	0.0	0	NOT ON ROSTER					2	2	0	1.0	4	INACTIVE					
10/2	at Chi	4	4	0	1.0	7	5	5	0	0.0	0	NOT ON ROSTER					1	1	0	1.0	1	INACTIVE					
10/9	Phi	3	3	0	0.0	0	5	5	0	0.0	0	NOT ON ROSTER					1	1	0	0.0	0	INACTIVE					
10/16	LA	2	2	0	0.0	0	4	4	0	0.0	0	NOT ON ROSTER					3	3	0	0.0	0	1	1	0	0.0	0	
10/23	Was	2	2	0	0.0	0	5	3	2	0.0	0	NOT ON ROSTER					3	3	0	0.0	0	2	1	1	0.0	0	
10/30	at Hou	INACTIVE					3	3	0	0.0	0	3	3	0	0.0	0	3	2	1	0.0	0	2	1	1	0.0	0	0
11/6	at Min	INACTIVE					2	1	1	0.0	0	6	5	1	0.0	0	3	2	1	2.0	14	5	5	0	0.0	0	
11/20	Jax	3	3	0	0.0	0	3	3	0	0.0	0	0	0	0	0.0	0	3	2	1	0.0	0	4	3	1	0.0	0	
11/24	Min	4	4	0	0.0	0	6	6	0	0.0	0	4	3	1	0.0	0	0	0	0	0.0	0	0	0	0	0.0	0	
12/4	at NO	3	3	0	0.0	0	1	1	0	0.0	0	8	5	3	0.0	0	3	1	2	0.0	0	2	1	1	0.0	0	
12/11	Chi	3	2	1	0.0	0	RESERVE/INJURED					6	5	1	0.0	0	2	2	0	1.0	8	2	1	1	0.0	0	
12/18	at NYG	1	1	0	0.0	0	RESERVE/INJURED					6	2	4	0.0	0	5	1	4	0.0	0	5	2	3	1.0	8	
12/26	at Dal	INACTIVE					RESERVE/INJURED					3	2	1	0.0	0	2	0	2	0.0	0	7	4	3	1.0	11	
1/1	GB	8	8	0	0.0	0	RESERVE/INJURED					2	1	1	0.0	0	1	0	1	0.0	0	3	1	2	0.0	0	
TOTALS		44	43	1	1.0	7	42	38	4	0.0	0	38	26	12	0.0	0	36	23	13	8.0	44	35	21	14	2.0	19	

Date	Opp	A. Robinson					D. Taylor					T. Walker					K. Van Ny					H. Ngata				
		TT	ST	AT	Sk	SKY	TT	ST	AT	Sk	SKY	TT	ST	AT	Sk	SKY	TT	ST	AT	Sk	SKY	TT	ST	AT	Sk	SKY
9/11	at Ind	0	0	0	0.0	0	6	4	2	0.0	0	4	2	2	0.0	0	0	0	0	0.0	0	2	1	1	0.0	0
9/18	Ten	1	1	0	0.0	0	7	4	3	1.5	8	2	1	1	0.0	0	1	1	0	0.0	0	2	1	1	0.5	6
9/25	at GB	2	2	0	0.0	0	1	0	1	0.0	0	2	1	1	0.0	0	4	3	1	0.0	0	1	1	0	1.0	0
10/2	at Chi	1	1	0	0.0	0	0	0	0	0.0	0	4	2	2	0.0	0	7	7	0	0.0	0	3	2	1	0.0	0
10/9	Phi	2	2	0	1.0	0	3	3	0	1.0	6	1	1	0	0.0	0	3	3	0	0.0	0	0	0	0	0.0	0
10/16	LA	1	1	0	0.0	0	2	2	0	1.0	10	1	1	0	0.0	0	5	5	0	0.0	0	INACTIVE				
10/23	Was	2	0	2	0.0	0	2	2	0	0.0	0	1	1	0	0.0	0	3	2	1	0.0	0	INACTIVE				
10/30	at Hou	4	1	3	1.0	5	1	1	0	0.0	0	3	1	2	0.0	0	NOT ON ROSTER									
11/6	at Min	1	1	0	0.0	0	0	0	0	0.0	0	0	0	0.0	0	NOT ON ROSTER										
11/20	Jax	2	2	0	0.0	0	2	2	0	0.0	0	INACTIVE					NOT ON ROSTER									
11/24	Min	1	1	0	0.0	0	0	0	0	0.0	0	0	0	0.0	0	NOT ON ROSTER										
12/4	at NO	2	2	0	0.0	0	1	1	0	1.0	7	2	2	0	0.0	0	NOT ON ROSTER									
12/11	Chi	2	2	0	0.0	0	1	1	0	0.0	0	1	0	1	0.0	0	NOT ON ROSTER									
12/18	at NYG	1	1	0	0.0	0	1	0	1	0.0	0	2	2	0	0.0	0	NOT ON ROSTER									
12/26	at Dal	4	2	2	0.0	0	1	1	0	0.0	1	0	1	0.0	0	NOT ON ROSTER										
1/1	GB	4	3	1	0.0	0	0	0	0	0.0	0	2	1	1	0.0	0	NOT ON ROSTER									
TOTALS		30	22	8	2.0	5	28	21	7	4.5	31	26	15	11	0.0	0	23	21	2	0.0	0	22	11	11	1.5	6

Date	Opp	D. Levy					M. Killebrew					A. Williams					K. Thornton					J. Bademosi					
		TT	ST	AT	Sk	SKY	TT	ST	AT	Sk	SKY	TT	ST	AT	Sk	SKY	TT	ST	AT	Sk	SKY	TT	ST	AT	Sk	SKY	
9/11	at Ind	4	1	3	0.0	0	0	0	0	0.0	0	0	0	0	0.0	0	1	0	1	0.0	0	0	0	0	0	0.0	0
9/18	Ten	INACTIVE					0	0	0	0.0	0	3	1	2	0.0	0	1	1	0	0.0	0	0	0	0	0	0.0	0
9/25	at GB	INACTIVE					0	0	0	0.0	0	INACTIVE					0	0	0	0.0	0	0	0	0	0.0	0	
10/2	at Chi	INACTIVE					1	1	0	0.0	0	3	2	1	0.0	0	1	1	0	0.0	0	0	0	0	0	0.0	0
10/9	Phi	INACTIVE					0	0	0	0.0	0	0	0	0	0.0	0	0	0	0	0.0	0	0	0	0	0	0.0	0

Date	Opp	A. Bryant					W. Gilberry					A. Barnes					D. Carey					Z. Gooden					
		TT	ST	AT	Sk	SKY	TT	ST	AT	Sk	SKY	TT	ST	AT	Sk	SKY	TT	ST	AT	Sk	SKY	TT	ST	AT	Sk	SKY	
9/11	at Ind	NOT ON ROSTER					1	1	0	0.0	0	0	0	0	0	0	0	0	0	0.0	0	0	0	0	0	0	0
9/18	Ten	NOT ON ROSTER					1	1	0	0.0	0	0	0	0	0	0	0	0	0	0.0	0	0	0	0	0	0	
9/25	at GB	NOT ON ROSTER					2	1	1	0.0	0	0	0	0	0	0	0	0	0	0.0	0	0	0	0	0	0	
10/2	at Chi	NOT ON ROSTER					1	0	1	0.0	0	0	0	0	0	0	0	0	0	0.0	0	0	0	0	0	0	
10/9	Phi	0	0	0	1.0	2	RESERVE/INJURED				0	0	0	0.0	0	0	0	0	0	0.0	0	0	0	0	0	0	
10/16	LA	1	0	1	0.0	0	NOT ON ROSTER				0	0	0	0.0	0	0	0	0	0	0.0	0	0	0	0	0	0	
10/23	Was	2	2	0	1.0	9	NOT ON ROSTER				0	0	0	0.0	0	0	0	0	0	0.0	0	0	0	0	0	0	
10/30	at Hou	1	1	0	1.0	10	NOT ON ROSTER				0	0	0	0.0	0	0	0	0	0	0.0	0	0	0	0	0	0	
11/6	at Min	SUSPENDED					NOT ON ROSTER				0	0	0	0.0	0	0	0	0	0	0.0	0	0	0	0	0	0	
11/20	Jax	SUSPENDED					NOT ON ROSTER				0	0	0	0.0	0	0	0	0	0	0.0	0	0	0	0	0	0	
11/24	Min	SUSPENDED					NOT ON ROSTER				0	0	0	0.0	0	0	0	0	0	0.0	0	0	0	0	0	0	
12/4	at NO	0	0	0	0.0	0	NOT ON ROSTER				2	1	1	0.0	0	0	0	0	0	0.0	0	0	0	0	0	0	
12/11	Chi	RESERVE/INJURED					NOT ON ROSTER				2	2	0	0.0	0	0	0	0	0	0.0	0	0	0	0	0	0	
12/18	at NYG	RESERVE/INJURED					NOT ON ROSTER				0	0	0	0.0	0	0	0	0	0	0.0	0	0	0	0	0	0	
12/26	at Dal	RESERVE/INJURED					NOT ON ROSTER				0	0	0	0.0	0	0	0	0	0	0.0	0	0	0	0	0	0	
1/1	GB	RESERVE/INJURED					NOT ON ROSTER				3	2	1	0.0	0	0	0	0	0	0.0	0	0	0	0	0	0	
TOTALS		5	4	1	3.0	21	5	3	2	0.0	0	4	3	1	0.0	0	3	2	1	0.0	0	3	2	1	0.0	0	

Date	Opp	C. Butler					J. Banks							
		TT	ST	AT	Sk	SKY	TT	ST	AT	Sk	SKY			
9/11	at Ind	NOT ON ROSTER					NOT ON ROSTER							
9/18	Ten	NOT ON ROSTER					NOT ON ROSTER							
9/25	at GB	NOT ON ROSTER					NOT ON ROSTER							
10/2	at Chi	NOT ON ROSTER					NOT ON ROSTER							
10/9	Phi	NOT ON ROSTER					NOT ON ROSTER							
10/16	LA	NOT ON ROSTER					NOT ON ROSTER							
10/23	Was	NOT ON ROSTER					NOT ON ROSTER							
10/30	at Hou	NOT ON ROSTER					NOT ON ROSTER							
11/6	at Min	NOT ON ROSTER					INACTIVE							
11/20	Jax	NOT ON ROSTER					2	2	0	0.0	0			
11/24	Min	NOT ON ROSTER					0	0	0	0.0	0			
12/4	at NO	NOT ON ROSTER					NOT ON ROSTER							
12/11	Chi	NOT ON ROSTER					NOT ON ROSTER							
12/18	at NYG	NOT ON ROSTER					NOT ON ROSTER							
12/26	at Dal	NOT ON ROSTER					NOT ON ROSTER							
1/1	GB	2	2	0	0.0	0	NOT ON ROSTER							
TOTALS		2	2	0	0.0	0	2	2	0	0.0	0			

INTERCEPTIONS

Date	Opp	R. Bush						G. Quin						D. Slay						T. Wilson						J. Bademosi					
		Int	Yds	Avg	TD	PD	Int	Yds	Avg	TD	PD	Int	Yds	Avg	TD	PD	Int	Yds	Avg	TD	PD	Int	Yds	Avg	TD	PD					
9/11	at Ind	0	0	0.0	0	0	0	0	0.0	0	1	0	0	0.0	0	0	0	0	0.0	0	0	0	0	0	0.0	0	0				
9/18	Ten	0	0	0.0	0	0	1	0	0.0	0	1	0	0	0.0	0	1	0	0	0.0	0	0	0	0	0	0.0	0	0				
9/25	at GB	0	0	0.0	0	0	0	0	0.0	0	0	0	0	0.0	0	0	0	0	0.0	0	0	0	0	0	0.0	0	0				
10/2	at Chi	0	0	0.0	0	0	0	0	0.0	0	0	0	0	0.0	0	3	0	0	0.0	0	0	0	0	0	0.0	0	0				
10/9	Phi	0	0	0.0	0	0	0	0	0.0	0	0	1	11	11.0	0	2	0	0	0.0	0	0	0	0	0	0.0	0	0				
10/16	LA	1	0	0.0	0	1	0	0	0.0	0	0	0	0	0.0	0	1	0	0	0.0	0	0	0	0	0	0.0	0	0				
10/23	Was	0	0	0.0	0	0	0	0	0.0	0	0	0	0	0.0	0	1	0	0	0.0	0	0	0	0	0	0.0	0	1				
10/30	at Hou	0	0	0.0	0	0	0	0	0.0	0	0	0	0	0.0	0	0	0	0	0.0	0	0	1	3	3.0	0	2					
11/6	at Min	0	0	39.0	0	0	0	0	0.0	0	0	0	0	0.0	0	0	0	0	0.0	0	0	0	0	0.0	0	1					
11/20	Jax	1	39	0.0	1	1	0	0	0.0	0	0	0	0	0.0	0	1	1	5	5.0	1	0	0	0	0.0	0	0					
11/24	Min	0	0	0.0	0	0	0	0	0.0	0	1	13	13.0	0	1	0	0	0	0.0	0	0	0	0	0.0	0	0					
12/4	at NO	0	0	0.0	0	0	1	0	0.0	0	2	0	0	0.0	0	1	1	18	18.0	1	0	0	0	0.0	0	0					
12/11	Chi	0	0	0.0	0	1	0	0	0.0	0	0	0	0.0	0	2	0	0	0	0.0	0	0	0	0	0.0	0	0					
12/18	at NYG	0	0	0.0	0	0	0	0	0.0	0	0	0	0.0	0	0	0	0	0	0.0	0	0	0	0	0.0	0	1					
12/26	at Dal	0	0	0.0	0	0	0	0	0.0	0	0	0	0.0	0	0	0	0	0	0.0	0	0	0	0	0.0	0	0					
1/1	GB	0	0	0.0	0	0	0	0	0.0	0	1	0	0	0.0	0	0	0	0	0.0	0	0	0	0	0.0	0	0					
TOTALS		2	39	19.5	1	3	2	0	0.0	0	5	2	24	12.0	0	13	2	23	11.5	0	2	1	3	3.0	0	5					

Date	Opp	M. Killebrew					
		Int	Yds	Avg	TD	PD	
9/11	at Ind	0	0	0.0	0	0	
9/18	Ten	0	0	0.0	0	0	
9/25	at GB	0	0	0.0	0	0	
10/2	at Chi	0	0	0.0	0	0	
10/9	Phi	0	0	0.0	0	0	
10/16	LA	0	0	0.0	0	0	
10/23	Was	0	0	0.0	0	0	
10/30	at Hou	0	0	0.0	0	0	
11/6	at Min	0	0	0.0	0	0	
11/20	Jax	0	0	0.0	0	0	
11/24	Min	0	0	0.0	0	0	
12/4	at NO	1	7	7.0	0	0	
12/11	Chi	0	0	0.0	0	0	
12/18	at NYG	0	0	0.0	0	0	
12/26	at Dal	0	0	0.0	0	0	
1/1	GB	0	0	0.0	0	0	
TOTALS		1	7	7.0	0	0	

2016 GAME SUMMARIES



GAME 1

Lions 39, Colts 35

September 11, 2016 • Lucas Oil Stadium • 65,566



Detroit Lions	7	14	7	11	-	39
Indianapolis Colts	0	10	8	17	-	35

- DET - T.Riddick 21 yd. run (M.Prater kick) (9-80, 4:23)
- DET - D.Washington 1 yd. run (M.Prater kick) (15-82, 7:00)
- IND - A.Vinatieri 50 yd. Field Goal (8-47, 4:21)
- DET - E.Ebron 6 yd. pass from M.Stafford (M.Prater kick) (8-75, 3:13)
- IND - D.Moncrief 2 yd. pass from A.Luck (A.Vinatieri kick) (8-75, 1:32)
- IND - D.Allen 19 yd. pass from A.Luck (A.Luck-D.Allen pass) (9-85, 4:00)
- DET - A.Abdullah 11 yd. pass from M.Stafford (M.Prater kick) (7-71, 3:36)
- IND - A.Vinatieri 40 yd. Field Goal (10-53, 3:03)
- IND - J.Doyle 16 yd. pass from A.Luck (A.Vinatieri kick) (9-94, 4:19)
- DET - T.Riddick 13 yd. pass from M.Stafford (kick failed, wr) (8-75, 4:15)
- IND - J.Doyle 6 yd. pass from A.Luck (A.Vinatieri kick) (8-75, 3:27)
- DET - M.Prater 43 yd. Field Goal (5-50, 0:33)
- DET - Penalty on T.Hilton enforced in end zone for a Safety

Team Statistics	Lions	Colts
First Downs	28	25
Total Net Yards	448	450
Rushes/Net Yards	24/116	19/82
Net Passing	332	368
Pass Attempts/Completions	39/31	47/31
Had Intercepted	0	0
Sacked/Yards Lost	1/8	2/17
Punts/Average	4/58.8	4/48.8
Penalties/Yards	8/70	5/45
Fumbles/Lost	0/0	0/0
Possession Time	30:36	29:24

- RUSHING**
- DET - A. Abdullah 12-63; T. Riddick 7-45, TD; M. Stafford 2-5; G. Tate 1-2; D. Washington 2-1, TD
- IND - F. Gore 14-59; A. Luck 3-21; R. Turbin 1-4; J. Ferguson 1-(-2)
- RECEIVING**
- DET - M. Jones 4-85; T. Riddick 5-63, TD; A. Abdullah 5-57, TD; E. Ebron 5-46, TD; G. Tate 7-41; A. Boldin 3-35; A. Roberts 1-8; C. Wick 1-5
- IND - P. Dorsett 4-94; T. Hilton 6-79; D. Moncrief 6-64, TD; D. Allen 4-53, TD; J. Doyle 3-35, 2 TDs; J. Ferguson 2-26; F. Gore 4-19; R. Turbin 2-15
- PASSING**
- DET - M. Stafford 39-31-340, 3 TDs, 0 INT
- IND - A. Luck 47-31-385, 4 TDs, 0 INT
- INTERCEPTIONS**
- DET - None
- IND - None
- SACKS**
- DET - K. Hyder Jr. 2.0
- IND - E. Walden 1.0
- FIELD GOALS**
- DET - M. Prater(43)
- IND - A. Vinatieri(50) (40)

The Detroit Lions' start to the 2016 regular season highlighted the duel between two marquee quarterbacks in Lions QB Matthew Stafford and Colts QB Andrew Luck. With the help of a balanced offense through the air and a consistent rushing attack on the ground, the Lions jumped out to a 21-3 lead. After a 21-yard touchdown run by RB Theo Riddick to put Detroit up 7-0, rookie RB Dwayne Washington scored his first career touchdown to extend the lead 14-0. Seven of Stafford's 14 first half completions all went to different receivers including a six-yard touchdown strike to TE Eric Ebron that put Detroit up 21-3. Luck and the Colts responded with a 75-yard drive ending in a touchdown reception by Colts WR Donte Moncrief to set the score at 21-10 right before halftime. After a Lions drive stalled, Luck and the Colts put together an 85-yard drive ending in a 19-yard touchdown pass to TE Dwayne Allen. Following a successful two-point conversion pass to Allen, Indianapolis trailed 21-18 halfway through the third quarter. Detroit responded with a 71-yard drive ending with an 11-yard touchdown pass to RB Ameer Abdullah to go up 28-18. Following an Adam Vinatieri 40-yard field goal, Luck and the Colts added a 94-yard drive ending with a 16-yard touchdown strike to TE Jack Doyle to tie the game at 28-28. With completions to five different receivers, Stafford connected with Riddick for a 13-yard score. A missed extra point by K Matt Prater put the Lions lead at 34-28 with 4:11 left to play. The Colts put together an eight play drive for 75 yards as Doyle hauled in his second touchdown reception from six yards out to go up 35-34 on Detroit with 37 seconds left in regulation. With three timeouts, Stafford and the Lions completed three passes for a total of 50 yards before Prater lined up for a 43-yard field goal to put Detroit ahead 37-35 with four seconds left to play. After a series of laterals on the ensuing kickoff, Detroit was awarded a safety, ending regulation and giving the Lions a 39-35 victory.



GAME 2

Titans 16, Lions 15

September 18, 2016 • Ford Field • 58,466



Tennessee Titans	0	3	0	13	-	16
Detroit Lions	9	3	3	0	-	15

- DET - D.Murray tackled in end zone by D.Taylor for a Safety
- DET - A.Boldin 24 yd. pass from M.Stafford (M.Prater kick) (8-79, 3:01)
- TEN - R.Succop 46 yd. Field Goal (14-47, 7:12)
- DET - M.Prater 42 yd. Field Goal (13-75, 3:58)
- DET - M.Prater 27 yd. Field Goal (14-63, 7:10)
- TEN - D.Walker 30 yd. pass from M.Mariota (R.Succop kick) (5-75, 1:46)
- TEN - A.Johnson 9 yd. pass from M.Mariota (pass failed) (13-83, 5:51)

Team Statistics	Titans	Lions
First Downs	22	22
Total Net Yards	363	375
Rushes/Net Yards	24/139	23/137
Net Passing	224	238
Pass Attempts/Completions	33/25	40/22
Had Intercepted	1	1
Sacked/Yards Lost	3/14	4/22
Punts/Average	3/47.3	5/43.4
Penalties/Yards	12/83	17/138
Fumbles/Lost	1/0	0/0
Possession Time	30:51	29:09

- RUSHING**
- DET - A. Abdullah 6-38; T. Riddick 11-37; D. Washington 4-31; M. Stafford 2-31
- TEN - D. Murray 12-89; D. Henry 9-40; M. Mariota 2-11; M. Cassel 1-(-1)
- RECEIVING**
- DET - M. Jones 8-118; E. Ebron 4-53; A. Boldin 4-48, TD; T. Riddick 4-28; G. Tate 2-13
- TEN - D. Walker 6-83, TD; D. Murray 7-56; R. Matthews 4-40; T. Sharpe 4-33; D. Henry 1-9; A. Johnson 1-9, TD; P. Supernaw 1-7; A. Fasano 1-1
- PASSING**
- DET - M. Stafford 40-22-260, TD, 1 INT
- TEN - M. Mariota 33-25-238, 2 TDs, 1 INT
- INTERCEPTIONS**
- DET - G. Quin 1
- TEN - P. Cox 1
- SACKS**
- DET - D. Taylor 1.5; K. Hyder Jr. 1.0; H. Ngata 0.5
- TEN - B. Orakpo 2.0; K. Dodd 1.0; K. Klug 1.0
- FIELD GOALS**
- DET - M. Prater(42) (27)
- TEN - R. Succop51WL (46)

The Lions hosted the Tennessee Titans in their home opener at Ford Field in Week 2 of the 2016 regular season (9/18). After a Sam Martin 48-yard punt and a holding penalty on the Titans, Tennessee started a drive from their own 10-yard line early in the first quarter. Lions DE Devin Taylor stuffed Titans RB DeMarco Murray in the end zone for a Detroit safety. The Lions immediately added an eight play scoring drive for 79 yards that was capped by a 24-yard Matthew Stafford touchdown strike to Anquan Boldin, putting the Lions up 9-0 in the first quarter. After a series of short completions by Titans QB Marcus Mariota, Tennessee put the score at 9-3 with a 46-yard field goal by Titans K Ryan Succop. Following a series of stops by both defenses, Detroit put together a 13-play, 75-yard drive that ended in a 42-yard field goal by K Matt Prater, giving the Lions a 12-3 lead going into halftime. Detroit constructed a 14-play drive midway through the third quarter that ended in a 27-yard field goal by Prater, giving the Lions a 15-3 lead heading into the fourth quarter. After a 20-yard completion, Mariota quickly connected with TE Delanie Walker for a 30-yard touchdown strike to bring the score to 15-10 with more than 14 minutes left to play. After forcing Detroit to punt on multiple drives, the Titans took the ball back with 7:04 to play. Mariota connected on all nine of his last pass attempts, including a nine yard touchdown pass to Titans WR Andre Johnson. The Titans took a 16-15 lead with 1:13 to play after a sack by Detroit on their failed two-point conversion attempt. Titans CB Perrish Cox intercepted a pass by Stafford at midfield on the Lions last drive of the game to give Tennessee a 16-15 victory.



GAME 3

Packers 34, Lions 27

September 25, 2016 • Lambeau Field • 78,411



Detroit Lions	3	7	7	10	-	27
Green Bay Packers	14	17	3	0	-	34

- GB - D.Adams 14 yd. pass from A.Rodgers (M.Crosby kick) (8-75, 3:38)
- DET - M.Prater 42 yd. Field Goal (15-52, 8:37)
- GB - J.Nelson 8 yd. pass from A.Rodgers (M.Crosby kick) (4-60, 1:44)
- GB - R.Rodgers 2 yd. pass from A.Rodgers (M.Crosby kick) (2-67, 0:47)
- GB - M.Crosby 36 yd. Field Goal (4-7, 0:59)
- GB - J.Nelson 17 yd. pass from A.Rodgers (M.Crosby kick) (7-67, 3:53)
- DET - M.Jones 73 yd. pass from M.Stafford (M.Prater kick) (2-75, 0:38)
- DET - A.Boldin 2 yd. pass from M.Stafford (M.Prater kick) (12-77, 6:37)
- GB - M.Crosby 46 yd. Field Goal (9-47, 5:09)
- DET - M.Prater 50 yd. Field Goal (10-50, 5:42)
- DET - M.Jones 35 yd. pass from M.Stafford (M.Prater kick) (6-62, 1:31)

Team Statistics	Lions	Packers
First Downs	22	17
Total Net Yards	418	324
Rushes/Net Yards	23/50	24/123
Net Passing	368	201
Pass Attempts/Completions	41/28	24/15
Had Intercepted	1	0
Sacked/Yards Lost	3/17	2/4
Punts/Average	2/47.5	2/41.5
Penalties/Yards	4/86	4/45
Fumbles/Lost	0/0	0/0
Possession Time	35:07	24:53

- RUSHING**
- DET - D. Washington 10-38; M. Stafford 2-11; T. Riddick 10-9; G. Tate 1-(-8)
- GB - E. Lacy 17-103; A. Rodgers 5-22; T. Montgomery 1-(-1); J. Starks 1-(-1)
- RECEIVING**
- DET - M. Jones 6-205, 2 TDs; E. Ebron 5-69; G. Tate 4-40; T. Riddick 7-39; A. Boldin 4-22, TD; C. Wick 1-13; D. Washington 1-(-3)
- GB - J. Nelson 6-101, 2 TDs; R. Cobb 1-33; D. Adams 2-23, TD; J. Cook 1-15; J. Perillo 1-13; R. Rodgers 2-9, TD; J. Starks 1-9; E. Lacy 1-2
- PASSING**
- DET - M. Stafford 41-28-385, 3 TDs, 1 INT
- GB - A. Rodgers 24-15-205, 4 TDs, 0 INT
- INTERCEPTIONS**
- DET - None
- GB - D. Randall 1
- SACKS**
- DET - K. Hyder Jr. 1.0; H. Ngata 1.0
- GB - N. Perry 2.0; K. Fackrell 1.0
- FIELD GOALS**
- DET - M. Prater(42) (50) 43WR
- GB - M. Crosby(36) (46)

The Packers defeated the Lions 34-27 in Week 3 at Lambeau Field after getting out to an early 31-3 lead which included scores on all of Green Bay's first six possessions. The Packers scored first with a 14-yard touchdown pass from Packers QB Aaron Rodgers to WR Davante Adams to take a 7-0 lead. The Lions responded with a 16-play drive that ended in a 42-yard field goal from K Matt Prater, setting the score at 7-3. After a kickoff out of bounds by Detroit, Rodgers and the Packers started a drive from their own 40. Rodgers quickly followed up on a 40-yard pass across the middle to WR Jordy Nelson with an eight-yard touchdown pass back to Nelson, giving Green Bay a 14-3 lead at the end of the first quarter. On the first play of the second quarter, Lions CB Nevin Lawson was called for defensive pass interference, a penalty for 66 total yards against Detroit. Rodgers and Packers TE Richard Rodgers connected for a two-yard touchdown pass following the infraction for a 21-3 Green Bay lead. A Matthew Stafford pass intended for Lions TE Eric Ebron was picked off on the ensuing Detroit drive, leading to a Green Bay field goal by K Mason Crosby. After a stalled Lions drive, Rodgers found Nelson again in the second quarter in the back of the end zone for a 17-yard touchdown and 31-3 Packers lead. In two plays Stafford connected with Lions WR Marvin Jones Jr. before the end of the first half for a 73-yard touchdown strike, giving the Packers a 31-10 lead at halftime. Detroit scored on the first possession of the second half when Stafford hit WR Anquan Boldin for a touchdown early in the third quarter to set the score at 31-17. Crosby nailed a 46-yard field goal on Green Bay's next drive, giving the Packers a 34-17 lead heading into the fourth quarter. With a 50-yard field goal by Prater, two stops by the Lions defense and another deep touchdown pass to Jones Jr., the Lions pulled within one score at 34-27 with more than three minutes left to play. A scramble by Rodgers on third and long gave Green Bay a 34-27 victory as time expired.



GAME 4

Bears 17, Lions 14

October 2, 2016 • Soldier Field • 60,841



Detroit Lions	0	3	3	8	-	14
Chicago Bears	7	0	7	3	-	17

- CHI** - E.Royal 4 yd. pass from B.Hoyer (C.Barth kick) (10-83, 5:02)
- DET** - M.Prater 50 yd. Field Goal (9-31, 4:11)
- DET** - M.Prater 21 yd. Field Goal (13-66, 7:42)
- CHI** - Z.Miller 6 yd. pass from B.Hoyer (C.Barth kick) (6-75, 3:44)
- CHI** - C.Barth 25 yd. Field Goal (11-73, 5:51)
- DET** - A.Roberts 85 yd. punt return (M.Stafford-G.Tate pass)

Team Statistics	Lions	Bears
First Downs	16	23
Total Net Yards	263	408
Rushes/Net Yards	18/66	29/114
Net Passing	197	294
Pass Attempts/Completions	36/23	36/28
Had Intercepted	2	0
Sacked/Yards Lost	2/16	2/8
Punts/Average	5/49.0	4/49.0
Penalties/Yards	10/76	8/55
Fumbles/Lost	0/0	0/0
Possession Time	26:46	33:14

- RUSHING**
- DET** - T. Riddick 11-31; M. Stafford 2-17; Z. Zenner 3-12; D. Washington 2-6
- CHI** - J. Howard 23-111; J. Bell 3-6; B. Hoyer 3-(3)
- RECEIVING**
- DET** - M. Jones 5-74; E. Ebron 4-42; A. Boldin 6-31; T. Riddick 4-27; Z. Zenner 1-22; A. Roberts 1-8; D. Washington 1-8; G. Tate 1-1
- CHI** - E. Royal 7-111, TD; K. White 6-55; A. Jeffery 3-46; Z. Miller 3-31, TD; C. Meredith 4-28; J. Howard 3-21; L. Paulsen 2-10
- PASSING**
- DET** - M. Stafford 36-23-213, 0 TDs, 2 INT
- CHI** - B. Hoyer 36-28-302, 2 TDs, 0 INT
- INTERCEPTIONS**
- DET** - None
- CHI** - J. Glenn 1; D. Hall 1
- SACKS**
- DET** - K. Hyder Jr. 1.0; D. Slay 1.0
- CHI** - A. Hicks 1.0; C. Washington 1.0
- FIELD GOALS**
- DET** - M. Prater(50) (21)
- CHI** - C. Barth(50WR) (25)

The Chicago Bears defeated the Detroit Lions 17-14 in Week 4 at Soldier Field. After getting the ball on their own 45-yard line in the first quarter, the Bears put together a 10-play drive that ended in a Brian Hoyer touchdown pass to WR Eddie Royal to give Chicago a 7-0 lead. The Lions failed to score in the first quarter, but the defense put together a series of stops that kept the score at 7-0 midway through the second quarter. Lions K Matt Prater put Detroit on the board after nailing a 50-yard field goal with four minutes left to play in the first half. After another defensive stop by Detroit, the Lions offense moved the ball into Bears territory looking to close the gap on a 7-3 Bears lead before halftime. A pass by Lions QB Matthew Stafford was picked off by Bears CB Jacoby Glenn with 16 seconds left in the second quarter, robbing the Lions of any points before the half. With Detroit opting to receive the second half kickoff, the Lions offense drove 66 yards in nearly eight minutes but failed to get in the end zone at Chicago's one yard line. Prater knocked in a 21-yard field goal to put Chicago's lead at 7-6. Hoyer and the Bears offense quickly responded as they went 75-yards in six plays ending with Hoyer connecting with Bears TE Zach Miller for a six yard touchdown catch. After a Bears defensive stop to end the third quarter, Chicago went 11-plays for 73 yards that ended in a 25-yard field goal by Bears K Connor Barth. The Lions trailed 17-6 with more than 10 minutes left to play in regulation. A Lions series was halted at the Bears 23-yard line when a Stafford pass intended for Lions WR Anquan Boldin was intercepted by Bears CB Deiondre' Hall with four minutes left. After a defensive stop, Lions WR Andre Roberts returned a Chicago punt 85-yards for a touchdown. The Lions' two-point conversion attempt was successful, giving the Bears a 17-14 lead with 1:52 left to play. Chicago escaped with a 17-14 victory after Detroit failed to recover an onside kick attempt late in the game.



GAME 5
Lions 24, Eagles 23

October 9, 2016 • Ford Field • 58,047



Philadelphia Eagles 0 10 10 3 - 23
Detroit Lions 14 7 0 3 - 24

DET - T.Riddick 1 yd. pass from M.Stafford (M.Prater kick) (11-75, 5:23)
DET - T.Riddick 17 yd. pass from M.Stafford (M.Prater kick) (9-80, 5:09)
PHI - R.Mathews 1 yd. pass from C.Wentz (C.Sturgis kick) (9-75, 5:32)
DET - M.Jones 1 yd. pass from M.Stafford (M.Prater kick) (12-75, 7:13)
PHI - C.Sturgis 50 yd. Field Goal (11-43, 3:08)
PHI - J.Huff 1 yd. pass from C.Wentz (C.Sturgis kick) (9-75, 5:42)
PHI - C.Sturgis 33 yd. Field Goal (4-2, 1:00)
PHI - C.Sturgis 49 yd. Field Goal (11-49, 5:21)
DET - M.Prater 29 yd. Field Goal (7-34, 1:06)

Team Statistics	Eagles	Lions
First Downs	18	21
Total Net Yards	346	244
Rushes/Net Yards	21/116	27/80
Net Passing	230	164
Pass Attempts/Completions	33/25	25/19
Had Intercepted	1	0
Sacked/Yards Lost	3/8	4/16
Punts/Average	2/38.0	3/53.0
Penalties/Yards	14/111	2/18
Fumbles/Lost	2/1	1/1
Possession Time	29:36	30:24

RUSHING
DET - T. Riddick 11-49; M. Stafford 6-16; Z. Zenner 7-9; G. Tate 3-6
PHI - D. Sproles 5-45; R. Mathews 11-42; C. Wentz 2-14; J. Huff 2-10; N. Agholor 1-5

RECEIVING
DET - A. Boldin 4-48; G. Tate 3-39; M. Jones 4-37, TD; T. Riddick 6-33, 2 TDs; Z. Zenner 2-23
PHI - J. Matthews 4-65; D. Green-Beckham 3-43; Z. Ertz 3-37; R. Mathews 5-33, TD; N. Agholor 2-27; D. Sproles 4-23; J. Huff 3-5, TD; T. Burton 1-5

PASSING
DET - M. Stafford 25-19-180, 3 TDs, 0 INT
PHI - C. Wentz 33-25-238, 2 TDs, 1 INT

INTERCEPTIONS
DET - D. Slay 1
PHI - None

SACKS
DET - A. Bryant 1.0; A. Robinson 1.0; D. Taylor 1.0
PHI - F. Cox 1.0; V. Curry 1.0; B. Logan 1.0

FIELD GOALS
DET - M. Prater(29)
PHI - C. Sturgis(50) (33) (49)

The Lions snapped a three-game losing streak with a 24-23 victory against the Philadelphia Eagles. The Lions jumped out to a 14-point lead, including touchdowns on their first three possessions before the Eagles fought back to make the game a nail-biter. Detroit drove 75 yards on their first drive that ended with a Matthew Stafford touchdown pass to Theo Riddick. After forcing Philly to punt, Stafford found Riddick again for a 17-yard touchdown reception. Philly entered the second quarter down 14-0 before Eagles QB Carson Wentz led his team to a touchdown drive. The Eagles drove 75 yards in nine plays when Wentz found Eagles RB Ryan Mathews for a one-yard touchdown pass to make it a 14-7 margin. Stafford connected with five different receivers on Detroit's next possession that ended with a touchdown strike in the back of the end zone to Lions WR Marvin Jones Jr. The Eagles overcame three offensive penalties with a 50-yard field goal by K Caleb Sturgis to go into the half down 21-10. Philly opened the third quarter with another drive led by Wentz, who connected with four different receivers on five pass attempts before WR Jordan Huff hauled in a one-yard touchdown pass. An Eagles defense that held the Lions to 45 total yards in the second half forced a fumble on the ensuing drive to set up a 33-yard Sturgis field goal. With more than a quarter of football left to play, Philly trailed 21-20 before forcing a Lions three and out late in the third quarter. After stout performances by both defenses, a 20-yard completion by Wentz led to Sturgis' third field goal of the day, this time from 49 yards out. The Lions trailed 23-21 with a little more than five minutes left. After another three and out by Detroit's offense, Lions CB Darius Slay forced a fumble on a third and short that was recovered by Lions DT Tyrann Walker. Detroit's offense took over in Eagles territory with 2:34 left in regulation. Stafford found WR Golden Tate on third and short for a 27-yard gain that moved the Lions within field goal range. A third down sack by Eagles DT Fletcher Cox brought out Lions K Matt Prater for an attempt at the 10th game winning field goal of his career. Prater drilled the kick from 29 yards out, but the Lions defense still needed to make a stop. Wentz and the Eagles offense took the field with 1:28 left and trailing 24-23. Slay forced his second straight turnover on as many defensive possessions when a 1st and 10 pass intended for Eagles WR Nelson Agholor was intercepted by Slay to seal a 24-23 victory for Detroit.



GAME 6

Lions 31, Rams 28

October 16, 2016 • Ford Field • 56,018



Los Angeles Rams	7	7	7	7	-	28
Detroit Lions	7	7	7	10	-	31

- DET - M.Jones 7 yd. pass from M.Stafford (M.Prater kick) (8-75, 4:16)
- LA - K.Britt 20 yd. pass from C.Keenum (G.Zuerlein kick) (10-75, 5:29)
- LA - C.Keenum 1 yd. run (G.Zuerlein kick) (11-84, 5:51)
- DET - A.Roberts 2 yd. pass from M.Stafford (M.Prater kick) (14-75, 7:54)
- DET - A.Boldin 4 yd. pass from M.Stafford (M.Prater kick) (5-60, 2:17)
- LA - L.Kendricks 15 yd. pass from C.Keenum (G.Zuerlein kick) (6-75, 3:17)
- LA - K.Britt 9 yd. pass from C.Keenum (G.Zuerlein kick) (10-80, 5:47)
- DET - G.Tate 23 yd. pass from M.Stafford (M.Prater kick) (13-84, 8:07)
- DET - M.Prater 34 yd. Field Goal (9-44, 3:37)

- RUSHING**
- DET - Z. Zenner 14-58; M. Stafford 5-14; J. Forsett 5-5; M. Jones 1-3; G. Tate 1-3
 - LA - T. Gurley 14-58; B. Cunningham 2-9; C. Keenum 3-7, TD; T. Austin 3-2
- RECEIVING**
- DET - G. Tate 8-165, TD; A. Boldin 8-60, TD; Z. Zenner 2-19; A. Roberts 2-13, TD; M. Jones 2-10, TD; C. Harbor 1-3
 - LA - K. Britt 7-136, 2 TDs; B. Quick 5-61; T. Gurley 4-39; L. Kendricks 5-34, TD; T. Austin 3-24; B. Cunningham 2-14; B. Marquez 1-13

- PASSING**
- DET - M. Stafford 31-29-270, 4 TDs, 0 INT
 - LA - C. Keenum 32-27-321, 3 TDs, 1 INT
- INTERCEPTIONS**

- DET - R. Bush 1
- LA - None

- SACKS**
- DET - D. Taylor 1.0
 - LA - A. Donald 1.0

- FIELD GOALS**
- DET - M. Prater(34)
 - LA - None

Team Statistics	Rams	Lions
First Downs	23	20
Total Net Yards	387	348
Rushes/Net Yards	22/76	26/83
Net Passing	311	265
Pass Attempts/Completions	32/27	31/23
Had Intercepted	1	0
Sacked/Yards Lost	1/10	1/5
Punts/Average	2/47.0	2/52.0
Penalties/Yards	8/62	7/62
Fumbles/Lost	1/0	0/0
Possession Time	27:48	32:12

The Lions pulled out a 31-28 win against the Los Angeles Rams led by another game-winning drive by QB Matthew Stafford and K Matt Prater's third game-winning field goal of the season. WR Marvin Jones Jr. caught his fourth touchdown of the season from seven yards out to give the Lions a 7-0 lead early in the first quarter. The Rams responded by going 75 yards in 10 plays. Rams QB Case Keenum completed 15 of his 17 first-half passes, including hitting WR Kenny Britt for a 20-yard touchdown to tie the game more than halfway through the first quarter. After a Detroit drive stalled, Los Angeles drove from its own 16-yard line in 11 plays, and 83 yards later Keenum scurried into the end zone from the goal line to take a 14-7 lead. With 11 minutes to play in the first half, Stafford and the Lions offense responded with completions to five different receivers and another fourth-down conversion, this time from the goal line ending in a touchdown strike to WR Andre Roberts. LA got the ball back with the game tied at 14-14 and 3:03 left in the first half. Keenum connected with Britt for 43 of Britt's 136 yards on the day to move the Rams into Lions territory. After a timeout, Los Angeles lined up to go for it on fourth down when Rams RB Todd Gurley was stuffed by Lions DT Tyrann Walker and DT Stefan Charles to end the half with a 14-14 tie game. After another Lions defensive stop to start the second half, Stafford hit Lions WR Golden Tate for a deep 61-yard completion. Two plays later Stafford found Lions WR Anquan Boldin for a four-yard touchdown grab. Keenum and the Rams offense continued to respond as they answered with a 47-yard pass to Britt on first down to quickly move into Lions territory. Two plays later Keenum connected with Rams TE Lance Kendricks in the back of the end zone for a 15-yard touchdown to tie the game at 21. After forcing Detroit's offense to a three and out, the Rams drove 80 yards, ending with Britt's second touchdown reception of the day to take a 28-21 lead. With 14:09 to play Stafford and the Lions offense went 84 yards in 13-plays with the help of Zenner's career-long rush of 19-yards on first and 20. Tate then took a screen pass 23-yards and the distance to tie the score at 28-28 with nearly six minutes left in regulation. Detroit's defense then forced a key three-and-out to get the ball back into the hands of Stafford who passed for a quarterback rating of 139.8 and four touchdowns on the day. The Lions offense chewed up more than three-and-a-half minutes before Prater came out to drill a 34-yard field goal to give the Lions a 31-28 lead with 1:29 left in the game. Detroit needed one more stand by the defense when S Rafael Bush helped seal the game by registering an interception.



GAME 7

Lions 20, Redskins 17

October 23, 2016 • Ford Field • 60,461



Washington Redskins	0	3	0	14	-	17
Detroit Lions	0	3	7	10	-	20

- DET - M.Prater 43 yd. Field Goal (10-55, 5:43)
- WAS - D.Hopkins 38 yd. Field Goal (10-51, 3:17)
- DET - Z.Zenner 1 yd. run (M.Prater kick) (7-86, 2:53)
- DET - M.Prater 27 yd. Field Goal (10-53, 5:12)
- WAS - R.Kelley 1 yd. pass from K.Cousins (D.Hopkins kick) (9-75, 4:50)
- WAS - K.Cousins 19 yd. run (D.Hopkins kick) (9-76, 4:15)
- DET - A.Boldin 18 yd. pass from M.Stafford (M.Prater kick) (6-75, 0:49)

Team Statistics	Redskins	Lions
First Downs	26	19
Total Net Yards	413	344
Rushes/Net Yards	29/130	19/94
Net Passing	283	250
Pass Attempts/Completions	39/30	29/18
Had Intercepted	0	0
Sacked/Yards Lost	2/18	3/16
Punts/Average	2/43.0	3/51.0
Penalties/Yards	4/20	4/30
Fumbles/Lost	4/2	1/0
Possession Time	34:59	25:01

- RUSHING**
- DET - J. Forsett 8-33; M. Stafford 2-32; Z. Zenner 9-29, TD
- WAS - C. Thompson 12-73; M. Jones 10-27; R. Kelley 4-15; K. Cousins 3-15, TD
- RECEIVING**
- DET - M. Jones 4-94; G. Tate 6-93; A. Boldin 3-28, TD; A. Roberts 1-20; C. Harbor 2-16; J. Forsett 2-15
- WAS - J. Crowder 7-108; V. Davis 6-79; C. Thompson 7-40; D. Jackson 5-35; P. Garcon 2-22; N. Paul 1-11; R. Grant 1-5; R. Kelley 1-1, TD
- PASSING**
- DET - M. Stafford 29-18-266, TD, 0 INT
- WAS - K. Cousins 39-30-301, TD, 0 INT
- INTERCEPTIONS**
- DET - None
- WAS - None
- SACKS**
- DET - A. Bryant 1.0; R. Bush 1.0
- WAS - R. Kerrigan 1.0; T. Murphy 1.0; P. Smith 1.0
- FIELD GOALS**
- DET - M. Prater 49WL (43) (27)
- WAS - D. Hopkins 45LU (38)

The Lions won their third straight game with a 20-17 victory against the Redskins led by QB Matthew Stafford's 24th game-winning drive in the 100th game of his career. The first half highlighted a defensive battle and the kicking game of both teams with both Lions K Matt Prater and Washington K Dustin Hopkins both making one of each of their first two field goal attempts. Detroit struck first when Prater nailed his 10th field goal of the season from 43 yards out to give the Lions a 3-0 lead midway through the second quarter. After a Redskins drive stalled, Hopkins missed a 45-yard attempt off the right upright to leave the score at 3-0 with 4:51 left to play in the first half. A 16-yard catch by Washington WR Jamison Crowder helped set up a successful 38-yard Hopkins field goal, knotting the score at 3-3 at halftime. A 52-yard completion by Stafford to WR Marvin Jones setup RB Zach Zenner for his first-career touchdown from the one yard line to give Detroit a 10-3 lead with 7:20 left in the third quarter. The Lions defense followed the drive with its second forced turnover of the game when Redskins QB Kirk Cousins fumbled on Detroit's 34-yard line and DE Kerry Hyder recovered. The Lions offense drove into Washington territory after a 22-yard reception by WR Golden Tate. A stop by Washington's defense brought out Prater for a successful 27-yard field goal to give the Lions a 13-3 lead early in the fourth quarter. The Redskins responded by Cousins and the offense driving 75 yards in 9 plays. Cousins found Washington RB Robert Kelley for a one-yard touchdown reception at the goal line. The Lions offense took the field with a little more than eight minutes to play and a 13-10 lead. However, a strong defensive series by the Redskins gave the ball back to Cousins and the Redskins offense at its own 24-yard line. Cousins orchestrated a 76-yard drive that chewed up more than four minutes off the clock before he dashed into the end zone from 19 yards out to give his team a 17-13 lead. With three timeouts and 1:05 to play, Stafford and the Lions offense started from Detroit's own 25-yard line. On the first play of the drive Stafford connected with Jones for a 23-yard gain followed by a 14-yard scramble by Stafford to quickly move Detroit into Washington territory. After a successful first down conversion, WR Anquan Boldin hauled in an 18-yard touchdown reception to give the Lions a 20-17 lead with just 49 seconds left. A final three-play stance by the Lions defense helped seal the Detroit's third straight victory.



GAME 8

Texans 20, Lions 13

October 30, 2016 • NRG Stadium • 71,882



Detroit Lions	0	3	0	10	-	13
Houston Texans	0	14	3	3	-	20

- HOU** - C.Fiedorowicz 6 yd. pass from B.Osweiler (N.Novak kick) [12-61, 5:54]
- HOU** - L.Miller 1 yd. run (N.Novak kick) [10-53, 4:34]
- DET** - M.Prater 47 yd. Field Goal [5-52, 0:30]
- HOU** - N.Novak 33 yd. Field Goal [9-46, 4:30]
- DET** - T.Riddick 1 yd. pass from M.Stafford (M.Prater kick) [13-75, 6:01]
- HOU** - N.Novak 36 yd. Field Goal [9-47, 6:05]
- DET** - M.Prater 34 yd. Field Goal [6-39, 1:16]

Team Statistics	Lions	Texans
First Downs	19	20
Total Net Yards	289	269
Rushes/Net Yards	14/58	31/105
Net Passing	231	164
Pass Attempts/Completions	41/27	29/20
Had Intercepted	0	1
Sacked/Yards Lost	1/9	3/22
Punts/Average	5/44.6	4/50.8
Penalties/Yards	8/75	6/49
Fumbles/Lost	0/0	1/0
Possession Time	26:02	33:58

- RUSHING**
- DET** - T. Riddick 11-56; Z. Zenner 3-2
- HOU** - L. Miller 17-56, TD; A. Blue 9-41; J. Grimes 2-11; B. Osweiler 3-(-3)
- RECEIVING**
- DET** - E. Ebron 7-79; T. Riddick 8-77, TD; G. Tate 7-42; M. Jones 3-33; Z. Zenner 1-5; A. Boldin 1-4
- HOU** - D. Hopkins 4-44; C. Fiedorowicz 5-43, TD; R. Griffin 3-34; W. Fuller 1-23; B. Miller 3-18; S. Anderson 2-17; L. Miller 2-7
- PASSING**
- DET** - M. Stafford 41-27-240, TD, 0 INT
- HOU** - B. Osweiler 29-20-186, TD, 1 INT
- INTERCEPTIONS**
- DET** - J. Bademosi 1
- HOU** - None
- SACKS**
- DET** - A. Bryant 1.0; A. Robinson 1.0; K. Thornton 1.0
- HOU** - J. Clowney 1.0
- FIELD GOALS**
- DET** - M. Prater 49RU (47) (34)
- HOU** - N. Novak(33) (36)

The Detroit Lions fell to the Houston Texans on the road 20-13 to snap a three-game winning streak. Detroit received the opening kickoff and immediately drove into Houston territory, but saw a drive stall after a failed fourth down conversion attempt. After taking over at their own 38-yard line, a sack by Lions DE Armonty Bryant helped stop the Texans first possession of the game. Houston's defense withstood a Lions drive that made it to their own 31-yard line before Lions K Matt Prater missed a 49-yard field goal. The Texans offense took over with 3:50 left in the first quarter when Houston QB Brock Osweiler began a drive from Houston's own 39-yard line. Osweiler completed four passes to tight ends including a six-yard touchdown strike to Texans TE C.J. Fiedorowicz to give Houston a 7-0 lead in the second quarter. A three-and-out by the Lions offense helped the Texans flip the field after Texans RB Tyler Ervin returned a punt 15 yards to Houston's own 47-yard line. Nine plays later Texans RB Lamar Miller rushed for a one-yard touchdown to give the Texans a 14-0 lead with more than seven minutes left to play in the first half. Houston threatened to extend the lead before Osweiler threw an interception to Lions CB Johnson Bademosi late in the second quarter. Lions QB Matthew Stafford connected with TE Eric Ebron for a 34-yard completion to setup Prater for another field goal attempt. A successful 47-yard field goal by Prater made it a 14-3 game at halftime. After stops by both defenses, a nine-play Houston drive ended with a 33-yard field goal by Texans K Nick Novak to give Houston a 17-3 lead with 5:43 left in the third quarter. The Lions responded by capping off a 13-play drive to begin the fourth quarter with a touchdown pass to RB Theo Riddick that cut Houston's lead to 17-10. Strong stances by both defenses got the ball back to the Houston offense with 10:14 left to play. A nine-play drive including seven rushes ended in a 36-yard field goal by Novak to put Houston up by 10 with close to four minutes left in the game. A 45-yard Detroit kick return by WR Andre Roberts started a Lions drive near midfield that ended in a 34-yard field goal by Prater after six plays. Houston thwarted a Lions comeback attempt after Detroit attempted an onside kick with 2:53 left in regulation and failed to prevent the Texans offense from converting any first downs. Miller rushed for two first downs on four plays to seal the 20-13 victory for Houston.



GAME 9

Lions 22, Vikings 16

November 6, 2016 • TCF Bank Stadium • 66,807



Detroit Lions	3	7	0	6	6	-	22
Minnesota Vikings	0	3	6	7	0	-	16

- DET** - M.Prater 47 yd. Field Goal (9:57, 5:00)
- MIN** - B.Walsh 33 yd. Field Goal (12:61, 4:35)
- DET** - A.Boldin 1 yd. pass from M.Stafford (M.Prater kick) (17:84, 9:45)
- MIN** - K.Rudolph 1 yd. pass from S.Bradford (kick failed, hru) (9:78, 5:33)
- DET** - M.Prater 53 yd. Field Goal (4:8, 1:08)
- MIN** - R.Ellison 1 yd. run (B.Walsh kick) (13:79, 3:51)
- DET** - M.Prater 58 yd. Field Goal (4:35, 0:23)
- DET** - G.Tate 28 yd. pass from M.Stafford (11:87, 6:39) (11:87, 6:39)

Team Statistics	Lions	Vikings
First Downs	18	22
Total Net Yards	311	337
Rushes/Net Yards	25/97	25/78
Net Passing	214	259
Pass Attempts/Completions	36/23	40/31
Had Intercepted	1	0
Sacked/Yards Lost	1/5	2/14
Punts/Average	5/52.4	4/36.5
Penalties/Yards	6/57	8/54
Fumbles/Lost	0/0	0/0
Possession Time	33:31	33:08

- RUSHING**
- DET** - T. Riddick 14-70; D. Washington 10-26; G. Tate 1-1
- MIN** - R. Hillman 7-30; M. Asiata 9-27; S. Diggs 1-12; J. McKinnon 7-8; R. Ellison 1-1, TD
- RECEIVING**
- DET** - E. Ebron 7-92; G. Tate 11-79, TD; A. Roberts 1-27; A. Boldin 2-10, TD; T. Riddick 1-6; M. Jones 1-5
- MIN** - S. Diggs 13-80; A. Thielen 4-68; C. Patterson 6-45; R. Hillman 1-32; L. Treadwell 1-15; M. Asiata 2-14; C. Johnson 1-9; S. Bradford 1-5; R. Ellison 1-4; K. Rudolph 1-1, TD
- PASSING**
- DET** - M. Stafford 36-23-219, 2 TDs, 1 INT
- MIN** - S. Bradford 40-31-273, TD, 0 INT
- INTERCEPTIONS**
- DET** - None
- MIN** - C. Greenway 1
- SACKS**
- DET** - K. Hyder Jr. 2.0
- MIN** - E. Griffen 1.0
- FIELD GOALS**
- DET** - M. Prater(47) (53) (58)
- MIN** - B. Walsh(33) 46B

With an overtime victory at Minnesota, the Lions became the first team in NFL history to have their first nine games decided within a seven-point margin. On Detroit's first drive from its own 14-yard line, RB Theo Riddick rushed for a career-long run of 42 yards to set up a Lions field goal. K Matt Prater made his first attempt of the day from 47 yards to give Detroit an early 3-0 lead. The Lions defense held the Vikings scoreless until early in the second quarter when Vikings QB Sam Bradford orchestrated a 12-play drive that ended in a 33-yard field goal by K Blair Walsh to tie the game at 3-3. Minnesota threatened to score after starting at Detroit's 18-yard line following an interception by Lions QB Matthew Stafford. However, penalties and consecutive tackles-for-losses including a sack by Lions DE Kerry Hyder, pushed the Vikings back to Detroit's own 40-yard line forcing a punt. After taking over at their own 16-yard line, Stafford engineered a 17-play drive that chewed 9:45 off of the game clock. With eight completions by Stafford, including a one-yard touchdown to WR Anquan Boldin, Detroit took a 10-3 lead into halftime. After trading three-and-outs to start the second half, Bradford connected with Vikings TE Kyle Rudolph for a one-yard touchdown pass to put the game at 10-9 pending a Minnesota extra point attempt. Walsh's missed PAT hit the right upright to keep the Lions' lead at 10-9 with 4:02 remaining in the third quarter. Minnesota's defense forced Detroit into three consecutive three-and-outs before Bradford and the Vikings drove into field goal range. Walsh's 46-yard field goal attempt was blocked by Lions DT Tyrann Walker with 13:41 left in regulation, leaving the score at 10-9. A stalled Lions drive ended with a successful 53-yard field goal by Prater, giving Detroit a 13-9 lead. The Vikings offense took over with 4:14 left in the fourth quarter, driving 79 yards in 13 plays. With 23 seconds left to play, Minnesota took a 16-13 lead following a jet sweep touchdown run by TE Rhett Ellison. With no timeouts, Stafford and Detroit's offense took over at their own 25-yard line following a touchback on the kickoff. Two completions, including a 27-yard catch by WR Andre Roberts, brought out Prater for a 58-yard field goal attempt. Prater drilled his third field goal of the day to send the game into overtime at 16-16. After winning the overtime coin flip and electing to receive the kickoff, Stafford and the Lions offense orchestrated an 11-play, 87-yard drive, including two third down conversions of more than 20 yards. On third-and-eight from Minnesota's 28-yard line, Stafford found WR Golden Tate, who broke two tackles to march into the end zone for a Detroit victory, 22-16.



GAME 10

Lions 26, Jaguars 19

November 20, 2016 • Ford Field • 61,486



Jacksonville Jaguars	3	6	10	0	-	19
Detroit Lions	0	9	7	10	-	26

- JAX - J.Myers 27 yd. Field Goal (4-2, 0:54)
- DET - A.Roberts 55 yd. punt return (kick blocked)
- JAX - A.Robinson 3 yd. pass from B.Bortles (kick failed, wr) (7-54, 3:19)
- DET - M.Prater 27 yd. Field Goal (10-67, 2:26)
- DET - R.Bush 39 yd. interception return (M.Prater kick)
- JAX - J.Myers 52 yd. Field Goal (7-41, 4:42)
- JAX - M.Lee 3 yd. pass from B.Bortles (J.Myers kick) (9-87, 4:56)
- DET - E.Ebron 1 yd. run (M.Prater kick) (7-79, 3:21)
- DET - M.Prater 43 yd. Field Goal (15-60, 7:57)

Team Statistics	Jaguars	Lions
First Downs	16	14
Total Net Yards	285	277
Rushes/Net Yards	27/83	21/14
Net Passing	202	263
Pass Attempts/Completions	35/22	33/24
Had Intercepted	2	0
Sacked/Yards Lost	0/0	3/15
Punts/Average	6/40.8	6/48.5
Penalties/Yards	4/25	5/32
Fumbles/Lost	2/1	3/2
Possession Time	32:55	27:05

- RUSHING**
- DET - T. Riddick 4-13; D. Washington 13-6; E. Ebron 1-1, TD; M. Stafford 2-0; G. Tate 1-(-6)
- JAX - C. Ivory 17-39; D. Robinson 3-21; T. Yeldon 4-16; M. Lee 1-6; B. Bortles 1-3; C. Henne 1-(-2)
- RECEIVING**
- DET - T. Riddick 8-70; E. Ebron 3-70; A. Roberts 1-44; A. Boldin 6-37; G. Tate 3-27; D. Washington 2-15; M. Jones 1-15
- JAX - C. Ivory 6-75; M. Lee 4-52, TD; A. Robinson 3-18, TD; M. Lewis 2-16; T. Yeldon 2-16; J. Thomas 3-12; A. Hurns 1-9; D. Robinson 1-4
- PASSING**
- DET - M. Stafford 33-24-278, 0 TDs, 0 INT
- JAX - B. Bortles 35-22-202, 2 TDs, 2 INT
- INTERCEPTIONS**
- DET - R. Bush 1; T. Wilson 1
- JAX - None
- SACKS**
- DET - None
- JAX - T. Alualu 1.0; M. Jackson 1.0; Y. Ngakoue 1.0
- FIELD GOALS**
- DET - M. Prater(27) (43)
- JAX - J. Myers(27) (52)

The Lions won their fourth straight home game at Ford Field with a 26-19 Week 11 victory over the Jaguars. The game remained knotted at zero until Jacksonville recovered a muffed punt return by Lions WR Andre Roberts. The Jags started their drive from Detroit's own 11-yard line, but were forced to settle for a 27-yard field goal by K Jason Myers. The Lions failed to capitalize on a forced fumble by S Glover Quin on Jaguars RB Chris Ivory when an offensive possession went three-and-out. A 61-yard punt by P Sam Martin pushed Jacksonville's offense inside its own 10-yard line. A Jaguars punt that Roberts returned 55 yards for a touchdown followed by a failed PAT by Lions K Matt Prater gave Detroit a 6-3 lead with more than 11 minutes to go in the first half. Jacksonville and QB Blake Bortles soon orchestrated a 54-yard drive to set up a three-yard touchdown pass to WR Allen Robinson and a 9-6 Jaguars lead with 2:45 left in the second quarter. The Lions and QB Matthew Stafford drove 67 yards in 10 plays to bring out Prater for a successful 27-yard field goal and a 9-9 tie at halftime. Jacksonville received the second-half kickoff and turned the ball over on their first drive of the half with a thrown interception by Bortles on third down. Lions S Rafael Bush picked off the pass and returned it 39 yards for a touchdown to give the Lions a 16-9 lead early into the third quarter. The Jaguars offense responded with another successful field goal by Myers, this time from 52 yards out to make the Lions lead 16-12. When Jacksonville regained possession, they drove 87 yards on nine plays. Bortles found WR Marqise Lee in the red zone for a three-yard touchdown to give Jacksonville a 19-16 lead with 4:56 left in the third quarter. After a Lions defensive stop, Stafford and company put together a 79-yard drive that included a 61-yard completion to TE Eric Ebron. Two plays later Ebron recorded his first-career rushing attempt and rushing touchdown to put Detroit ahead 23-19 early in the fourth quarter. Jacksonville's offense failed to respond when it was forced into another three-and-out by the Lions defense. The Lions offense conducted a 15-play drive that elapsed nearly eight minutes off of the game clock and finished with a 43-yard field goal by Prater with less than 30 seconds to play. With no timeouts and 22 seconds left, Bortles threw his second interception of the game, this time to Lions S Tavon Wilson to seal a Lions victory.



GAME 11
Lions 16, Vikings 13

November 24, 2016 • Ford Field • 63,793



Minnesota Vikings	7	0	3	3	-	13
Detroit Lions	7	3	0	6	-	16

- DET** - A.Boldin 2 yd. pass from M.Stafford (M.Prater kick) (12-75, 7:46)
- MIN** - M.Asjata 5 yd. run (K.Forbath kick) (12-75, 6:34)
- DET** - M.Prater 29 yd. Field Goal (6-59, 3:05)
- MIN** - K.Forbath 30 yd. Field Goal (5-49, 2:42)
- MIN** - K.Forbath 28 yd. Field Goal (13-76, 7:36)
- DET** - M.Prater 48 yd. Field Goal (10-68, 3:17)
- DET** - M.Prater 40 yd. Field Goal (2--2, 0:30)

Team Statistics	Vikings	Lions
First Downs	17	18
Total Net Yards	306	308
Rushes/Net Yards	16/82	19/94
Net Passing	224	214
Pass Attempts/Completions	37/31	40/23
Had Intercepted	1	0
Sacked/Yards Lost	0/0	2/18
Punts/Average	4/48.8	4/42.0
Penalties/Yards	5/40	4/16
Fumbles/Lost	0/0	0/0
Possession Time	31:31	28:29

- RUSHING**
- DET** - T. Riddick 9-45; M. Stafford 4-30; D. Washington 5-19; Z. Zenner 1-(0)
- MIN** - J. McKinnon 9-31; M. Asjata 5-27, TD; C. Patterson 1-22; Z. Line 1-2
- RECEIVING**
- DET** - G. Tate 5-77; A. Boldin 7-69, TD; M. Jones 4-54; A. Roberts 2-19; T. Riddick 5-13
- MIN** - K. Rudolph 9-64; A. Thielen 8-53; J. McKinnon 3-45; R. Ellison 1-21; C. Patterson 5-15; M. Asjata 3-14; C. Johnson 2-12
- PASSING**
- DET** - M. Stafford 40-23-232, TD, 0 INT
- MIN** - S. Bradford 37-31-224, 0 TDs, 1 INT
- INTERCEPTIONS**
- DET** - D. Slay 1
- MIN** - None
- SACKS**
- DET** - None
- MIN** - A. Barr 1.0; D. Hunter 0.5; A. Sendejo 0.5
- FIELD GOALS**
- DET** - M. Prater(29) (48) (40)
- MIN** - K. Forbath(30) (28)

The Lions won their second game in five days with a victory over the Minnesota Vikings on Thanksgiving Day. QB Matthew Stafford and the Lions offense started off the game clicking on all cylinders with a 12-play opening drive that went 75 yards in nearly eight minutes. Stafford found Lions WR Anquan Boldin in the back of the end zone for a two-yard touchdown and a 7-0 Detroit lead. Vikings QB Sam Bradford and the Minnesota offense wasted no time responding, putting together a 12-play drive of their own that covered 75 total yards. Five straight completions by Bradford helped set up a rushing touchdown by Minnesota RB Matt Asiata from five yards out. With just 40 seconds left to play in the first quarter, both offenses had only seen one possession a piece. After defensive stances by both clubs, Detroit's offense took over at its own 30 nearly midway through the second quarter. A 41-yard completion to Lions WR Golden Tate moved Detroit into field goal range to set up K Matt Prater for his first field goal of the day. Prater successfully connected on a 29-yard try to give Detroit a 10-7 lead with 6:45 left in the first half. Detroit's defense curbed two Vikings drives to give the Lions a 10-7 lead going into halftime. A 41-yard reception by Vikings RB Jerick McKinnon helped Minnesota put up the only points of the third quarter. With 7:07 left in the third, Vikings K Kai Forbath hit a 30-yard field goal to tie the game 10-10. A 13-play Vikings drive ended early in the fourth quarter with another successful kick from Forbath, this time from 28 yards. The Lions offense started from its own two yard line with 5:02 remaining in the game and trailing 13-10. A 29-yard reception by Boldin helped get Detroit near midfield with three minutes left to play. Four plays later brought Prater out for a successful 48-yard field goal attempt to tie the game at 13. The kick marked Prater's fifth game-winning or game-tying field goal in 2016 with under 4:00 to play in the fourth quarter or in overtime, but he wasn't done yet. On the Vikings final offensive possession, Bradford dropped back to pass on third down. A pass intended for Vikings WR Adam Thielen was intercepted by Lions CB Darius Slay for his second interception of the season. Already in field goal range, Stafford took a knee at the Minnesota 22-yard line. Detroit called timeout with just four seconds left and brought out Prater for his second field goal try in the last two minutes. Prater drilled the game-winning kick from 40 yards out to give the Lions a 16-13 victory.



GAME 12

Lions 28, Saints 13

December 4, 2016 • Mercedes-Benz Superdome • 73,137



Detroit Lions	3	10	6	9	-	28
New Orleans Saints	0	6	0	7	-	13

- DET - M.Prater 27 yd. Field Goal (9-44, 5:09)
- DET - T.Riddick 1 yd. pass from M.Stafford (M.Prater kick) (11-92, 7:25)
- NO - W.Lutz 40 yd. Field Goal (6-26, 3:45)
- DET - M.Prater 29 yd. Field Goal (12-64, 4:09)
- NO - W.Lutz 32 yd. Field Goal (6-75, 0:56)
- DET - M.Prater 32 yd. Field Goal (10-63, 6:03)
- DET - M.Prater 27 yd. Field Goal (11-45, 4:33)
- NO - J.Kuhn 1 yd. run (W.Lutz kick) (7-75, 3:10)
- DET - G.Tate 66 yd. pass from M.Stafford (pass failed) (5-78, 1:54)
- DET - M.Prater 52 yd. Field Goal (6-21, 3:06)

Team Statistics	Lions	Saints
First Downs	24	20
Total Net Yards	422	369
Rushes/Net Yards	23/85	12/50
Net Passing	337	319
Pass Attempts/Completions	42/30	44/31
Had Intercepted	0	3
Sacked/Yards Lost	2/4	1/7
Punts/Average	2/42.5	4/40.5
Penalties/Yards	6/39	10/83
Fumbles/Lost	0/0	1/0
Possession Time	36:52	23:08

- RUSHING**
- DET - Z. Zenner 9-40; M. Stafford 3-22; D. Washington 7-21; T. Riddick 4-2
- NO - M. Ingram 7-37; T. Hightower 2-5; J. Kuhn 2-4, TD; B. Cooks 1-4
- RECEIVING**
- DET - G. Tate 8-145, TD; T. Jones 3-49; A. Boldin 4-40; E. Ebron 4-38; A. Roberts 4-35; D. Washington 2-19; T. Riddick 5-15, TD
- NO - C. Fleener 5-86; B. Cooks 7-73; T. Cadet 5-53; M. Thomas 4-42; W. Snead 2-38; M. Ingram 5-16; J. Kuhn 1-11; T. Hightower 1-4; J. Hill 1-3
- PASSING**
- DET - M. Stafford 42-30-341, 2 TDs, 0 INT
- NO - D. Brees 44-31-326, 0 TDs, 3 INT
- INTERCEPTIONS**
- DET - M. Killebrew 1; G. Quin 1; T. Wilson 1
- NO - None
- SACKS**
- DET - D. Taylor 1.0
- NO - D. Ellerbe 1.0; S. Rankins 1.0
- FIELD GOALS**
- DET - M. Prater(27) (29) (32) (27) (52)
- NO - W. Lutz(40) (32)

The Detroit Lions packed their defense and won 28-13 in an important road matchup with the New Orleans Saints and QB Drew Brees in Week 13. By limiting Brees to zero touchdowns and three interceptions, the Lions snapped the quarterback's streak of 60 straight home games with at least one touchdown pass. On the first possession of the game, the New Orleans offense went three-and-out following a fumble by Brees on third down. Lions QB Matthew Stafford and the offense began their first drive from near midfield before K Matt Prater nailed a 27-yard field goal for a 3-0 lead. After Detroit's defense forced another three-and-out, the Lions offense started from its own eight-yard line. A drive that consisted of eight of Stafford's 13 consecutive completions ended with a touchdown reception by RB Theo Riddick and a 10-0 Lions lead early in the second quarter. After a string of stops by both teams, the Saints scored their first points of the game on a 40-yard field goal by K Wil Lutz, putting the score at 10-3. The Lions soon capped off a 12-play drive with a 29-yard field goal by Prater and a 13-3 lead, but the Saints quickly responded. In just 59 seconds, Brees and the Saints offense reached field goal range before a 32-yard field goal by Lutz brought the score to 13-6 at halftime. Detroit opened the third quarter with a 10-play drive that chewed up more than six minutes off of the game clock. Prater connected on his third field goal of the day to give the Lions a 16-6 lead. A New Orleans drive ended with an interception by Lions S Glover Quin when Brees tried to connect on a deep pass on third and long from Saints territory. The Lions capitalized on the first turnover of the game with another successful field goal by Prater from 27 yards out. Late in the third quarter, New Orleans found the end zone for their only touchdown of the day when FB John Kuhn rushed up the middle for a goal line touchdown. With a 19-13 lead early in the fourth quarter, Stafford and the Lions offense responded. Facing a New Orleans blitz on third-and-long, Stafford launched a deep pass to connect with WR Golden Tate for a 66-yard touchdown. A failed two-point conversion attempt gave the Lions a 25-13 lead with 11:38 left in the game. After another strong stop by the defense, Detroit added to the lead with a 52-yard field goal by Prater, his fifth straight make of the game. Brees looked to make a big play with 7:10 left in the game before his pass was intercepted by Lions S Tavon Wilson. After a punt, Detroit's defense stood stout one more time as Lions S Miles Killebrew sealed the victory with his first career interception on the final play of the game.



GAME 13

Lions 20, Bears 17

December 11, 2016 • Ford Field • 61,726



Chicago Bears	3	0	7	7	-	17
Detroit Lions	0	10	3	7	-	20

- CHI** - C.Barth 38 yd. Field Goal (12-60, 7:17)
- DET** - M.Prater 29 yd. Field Goal (12-74, 6:58)
- DET** - A.Boldin 16 yd. pass from M.Stafford (M.Prater kick) (10-81, 2:07)
- DET** - M.Prater 54 yd. Field Goal (10-44, 6:04)
- CHI** - C.Meredith 31 yd. pass from M.Barkley (C.Barth kick) (4-75, 2:16)
- CHI** - C.LeBlanc 24 yd. interception return (C.Barth kick)
- DET** - M.Stafford 7 yd. run (M.Prater kick) (7-76, 3:50)

Team Statistics	Bears	Lions
First Downs	16	25
Total Net Yards	296	323
Rushes/Net Yards	17/92	28/114
Net Passing	204	209
Pass Attempts/Completions	32/20	35/21
Had Intercepted	0	2
Sacked/Yards Lost	1/8	3/14
Punts/Average	4/47.0	2/51.0
Penalties/Yards	11/139	7/55
Fumbles/Lost	0/0	0/0
Possession Time	25:43	34:17

- RUSHING**
- DET** - D. Washington 16-64; Z. Zenner 7-36; M. Stafford 4-15, TD; G. Tate 1-(-1)
- CHI** - J. Howard 13-86; J. Langford 3-4; K. Carey 1-2
- RECEIVING**
- DET** - M. Jones 4-67; G. Tate 6-58; A. Boldin 3-49, TD; E. Ebron 4-32; D. Washington 1-10; Z. Zenner 2-9; J. Bell 1-(-2)
- CHI** - C. Meredith 6-72, TD; J. Bellamy 3-45; D. Brown 6-42; D. Thompson 2-28; J. Howard 2-24; J. Langford 1-1
- PASSING**
- DET** - M. Stafford 35-21-223, TD, 2 INT
- CHI** - M. Barkley 32-20-212, TD, 0 INT
- INTERCEPTIONS**
- DET** - None
- CHI** - D. Hurst 1; C. LeBlanc 1
- SACKS**
- DET** - K. Hyder Jr. 1.0
- CHI** - A. Hicks 1.0; N. Kwiatkoski 1.0; M. Unrein 1.0
- FIELD GOALS**
- DET** - M. Prater(29) (54)
- CHI** - C. Barth(38)

The Lions won their fifth straight game by defeating the Bears 20-17 at Ford Field. Chicago started with the lead, putting points on the board on their first drive of the game as Bears K Connor Barth capped off a 12-play drive with a 38-yard field goal with 1:32 left in the first quarter. The Lions offense responded late in the second quarter. After a 48-yard reception by WR Marvin Jones, Lions K Matt Prater tied the game 3-3 with a 29-yard field goal. Detroit's defense responded by forcing a three-and-out on Chicago's next possession. With 2:26 left to play in the first half, Lions QB Matthew Stafford and the offense took over from Detroit's own 19-yard line. On second down, Chicago CB Tracy Porter was flagged for a 38-yard defensive pass interference penalty that moved the Lions offense into Chicago territory. With 24 seconds to play in the first half, Stafford found WR Anquan Boldin for his seventh touchdown reception of the season, giving the Lions a 10-3 lead going into halftime. Detroit extended its lead to 13-3 when Prater knocked in a 54-yard field goal on Detroit's first drive of the second half. The Bears offense responded promptly when RB Jordan Howard rushed for 31 yards on first down. Three plays later, Bears QB Matt Barkley connected with WR Cameron Meredith for a 31-yard touchdown to put the score at 13-10. After a series of stops by both defenses, the Lions offense started from its own nine yard line. On third-and-five, Stafford looked right for Boldin before his pass was intercepted for a pick six by Bears CB Cre'Von LeBlanc. The play gave Chicago a 17-13 lead with 7:07 left in regulation. Stafford and the Lions offense responded on the ensuing possession as No. 9 found Boldin for a 23-yard completion, followed by defensive pass interference on Chicago. With 3:27 to play, Stafford scrambled right on second down for a seven-yard touchdown run. Chicago trailed 20-17 with 3:17 to play from its own 25-yard line, and after two third down conversions, the Bears offense committed two consecutive holding penalties on first down, pushing the offense back to its own 37-yard line with just 37 seconds left to play. On fourth down, the Lions defense forced an incomplection to setup the quarterback kneel down by Stafford and ninth Lions' victory of the season.



GAME 14
Giants 17, Lions 6

December 18, 2016 • MetLife Stadium • 79,434



Detroit Lions	0	3	3	0	-	6
New York Giants	7	3	0	7	-	17

- NYG** - S.Shepard 6 yd. pass from E.Manning (R.Gould kick) (10-75, 5:37)
- DET** - M.Prater 48 yd. Field Goal (11-40, 5:27)
- NYG** - R.Gould 47 yd. Field Goal (11-51, 5:53)
- DET** - M.Prater 33 yd. Field Goal (12-45, 7:20)
- NYG** - O.Beckham 4 yd. pass from E.Manning (R.Gould kick) (8-71, 3:23)

Team Statistics	Lions	Giants
First Downs	16	17
Total Net Yards	324	300
Rushes/Net Yards	19/56	32/114
Net Passing	268	186
Pass Attempts/Completions	39/24	28/20
Had Intercepted	1	0
Sacked/Yards Lost	1/5	2/15
Punts/Average	6/45.8	7/42.6
Penalties/Yards	2/15	5/46
Fumbles/Lost	2/1	0/0
Possession Time	29:44	30:16

- RUSHING**
- DET** - D. Washington 14-31; M. Stafford 2-13; Z. Zenner 3-12
- NYG** - P. Perkins 11-56; R. Jennings 18-38; S. Vereen 2-11; O. Beckham 1-9
- RECEIVING**
- DET** - G. Tate 8-122; Z. Zenner 4-52; M. Jones 3-41; E. Ebron 4-36; A. Boldin 3-13; D. Washington 2-9
- NYG** - O. Beckham 6-64, TD; S. Shepard 4-56, TD; V. Cruz 1-29; W. Tye 4-25; J. Adams 3-18; S. Vereen 2-9
- PASSING**
- DET** - M. Stafford 39-24-273, 0 TDs, 1 INT
- NYG** - E. Manning 28-20-201, 2 TDs, 0 INT
- INTERCEPTIONS**
- DET** - None
- NYG** - D. Rodgers-Cromartie 1
- SACKS**
- DET** - E. Ansa 1.0; A. Zettel 1.0
- NYG** - J. Hankins 0.5; O. Vernon 0.5
- FIELD GOALS**
- DET** - M. Prater(48) (33)
- NYG** - R. Gould(47)

The Lions lost their first game since October, falling to the New York Giants at MetLife Stadium in Week 15. On the opening possession of the game Giants QB Eli Manning completed his first four passes, including a six-yard touchdown strike to Giants WR Sterling Shephard to take a 7-0 lead. After a series of stalled drives, Lions QB Matthew Stafford connected with TE Eric Ebron for a 21-yard gain, before K Matt Prater made a 48-yarder to put the score at 7-3. Early in the second quarter Detroit's defense stonewalled the Giants for a three-and-out to get the ball back into Stafford and the offense's possession. On first down from Detroit's own 2- yard line, Stafford threw deep to Lions WR Golden Tate for a 67-yard reception. On the next play, a first down from the Giants 11-yard line, Lions RB Zach Zenner ran for seven yards before fumbling, as the ball was recovered by New York in the end zone for a touchback. On the ensuing possession, the Giants drove 51-yards before settling for a 47-yard field goal by K Robbie Gould. With both defenses standing strong for the last five minutes of the first half, New York took a 10-3 lead into halftime. After receiving the second half kickoff, the Lions offense drove into the red zone again, before settling for Prater's second field goal of the day as his 33-yard make put the score at 10-6 with 7:40 left in the third quarter. After neither team scored the remainder of the third quarter, the Giants began a drive midway through the fourth quarter that ended in points. Manning completed a 25-yard pass to Giants WR Odell Beckham Jr., followed by a 23-yard completion to Shepard. On third-and-one from Detroit's four-yard line, Manning hit Beckham for a four-yard touchdown as the Giants held on to win 17-6.



GAME 15
Cowboys 42, Lions 21

December 26, 2016 • AT&T Stadium • 92,885



Detroit Lions	7	14	0	0	-	21
Dallas Cowboys	14	7	14	7	-	42

- DAL - B.Butler 21 yd. pass from D.Prescott (D.Bailey kick) (9-66, 5:03)
- DET - Z.Zenner 7 yd. run (M.Prater kick) (9-75, 4:34)
- DAL - E.Elliott 55 yd. run (D.Bailey kick) (4-75, 2:34)
- DET - M.Stafford 1 yd. run (M.Prater kick) (11-58, 4:17)
- DET - Z.Zenner 5 yd. run (M.Prater kick) (8-53, 4:01)
- DAL - D.Bryant 25 yd. pass from D.Prescott (D.Bailey kick) (6-51, 2:10)
- DAL - E.Elliott 1 yd. run (D.Bailey kick) (3-38, 1:46)
- DAL - J.Witten 10 yd. pass from D.Bryant (D.Bailey kick) (7-95, 4:05)
- DAL - D.Bryant 19 yd. pass from D.Prescott (D.Bailey kick) (7-63, 3:35)

Team Statistics	Lions	Cowboys
First Downs	23	23
Total Net Yards	319	375
Rushes/Net Yards	20/90	30/164
Net Passing	229	211
Pass Attempts/Completions	46/26	21/16
Had Intercepted	1	0
Sacked/Yards Lost	4/31	1/11
Punts/Average	4/49.0	4/47.3
Penalties/Yards	5/62	8/47
Fumbles/Lost	2/1	0/0
Possession Time	30:43	29:17

- RUSHING**
- DET - Z. Zenner 12-67, 2 TDs; D. Washington 7-22; M. Stafford 1-1, TD
- DAL - E. Elliott 12-80, 2 TDs; D. McFadden 14-49; D. Prescott 4-35
- RECEIVING**
- DET - E. Ebron 8-93; G. Tate 6-58; A. Boldin 5-33; Z. Zenner 2-25; M. Jones 1-16; A. Roberts 1-14; T. Jones 1-9; M. Mulligan 1-8; D. Washington 1-4
- DAL - D. Bryant 4-70, 2 TDs; T. Williams 4-61; J. Witten 2-33, TD; C. Beasley 4-25; B. Butler 1-21, TD; E. Elliott 1-12
- PASSING**
- DET - M. Stafford 46-26-260, 0 TDs, 1 INT
- DAL - D. Prescott 20-15-212, 3 TDs, 0 INT; D. Bryant 1-1-10, TD, 0 INT
- INTERCEPTIONS**
- DET - None
- DAL - J. Wilcox 1
- SACKS**
- DET - E. Ansaah 1.0
- DAL - D. Irving 1.5; B. Mayowa 1.5; M. Collins 1.0
- FIELD GOALS**
- DET - M. Prater 4/7WL
- DAL - None

The Lions lost 42-21 on Monday Night Football against the Dallas Cowboys in Week 16. On the first possession of the game, Cowboys QB Dak Prescott found Brice Butler for a 21-yard touchdown to give Dallas an early 7-0 lead. The Lions offense responded on the ensuing possession on a drive led by RB Zach Zenner, who accounted for 63 total yards on Detroit's first drive. On second down from the Dallas seven yard line, Zenner rushed up the middle for a seven-yard touchdown to even the game at 7-7. The Dallas offense promptly responded, amassing 75 yards in just four plays. Cowboys RB Ezekiel Elliott burst to the right for a 55-yard touchdown run, giving Dallas a 14-7 lead. The Lions offense traded blows with Dallas when Lions QB Matthew Stafford engineered a four-minute drive to tie the game up. After moving the offense down to the goal line, Stafford rushed up the middle for a one-yard touchdown run to knot the score at 14-14 early in the second quarter. After the Lions defense forced a three-and-out, the Detroit offense constructed another four-minute drive following favorable field position. After starting from their own 47-yard line the Lions moved into Cowboys territory before Zenner rushed for his second touchdown of the game. Detroit took a 21-14 lead midway through the second quarter. After the Lions went out in front, both offenses forced three-and-outs before Dallas evened the game up late in the first half. With less than two minutes to play in the second quarter, Prescott hit Cowboys WR Dez Bryant for a 25-yard touchdown. A Lions two-minute drive stalled before the intermission to leave the score at 21-21 after two quarters. On the first possession of the second half, an interception by Stafford in Lions territory helped setup a Cowboys score. After just three plays, Elliott found the end zone for the second time with a one-yard touchdown run to give Dallas a 28-21 lead. After another stalled Lions drive, Dallas began from its own five-yard line before a 30-yard catch by Cowboys WR Terrence Williams helped move Dallas into Detroit territory. From the Lions 10-yard line, a trick-play setup a touchdown pass from Bryant to Cowboys TE Jason Witten to give Dallas a 35-21 lead with four-minutes left in the third quarter. Following another strong stance by the Dallas defense, Prescott and Bryant connected for the second time on the night for a 19-yard touchdown reception. The Lions trailed 42-21 with more than 12-minutes left to play. Detroit reached the red zone just one more time before Stafford was strip-sacked for a fumble that was recovered by Cowboys DE David Irving, sealing the Dallas victory.



GAME 16
Packers 31, Lions 24

January 1, 2017 • Ford Field • 66,345



Green Bay Packers 0 10 7 14 - 31
Detroit Lions 0 14 0 10 - 24

- GB - A.Ripkowski 7 yd. pass from A.Rodgers (M.Crosby kick) (8-71, 4:09)
- DET - Z.Zenner 1 yd. run (M.Prater kick) (11-80, 5:47)
- DET - G.Tate 3 yd. pass from M.Stafford (M.Prater kick) (11-69, 2:08)
- GB - M.Crosby 53 yd. Field Goal (5-40, 0:23)
- GB - D.Adams 3 yd. pass from A.Rodgers (M.Crosby kick) (10-75, 5:37)
- GB - G.Allison 10 yd. pass from A.Rodgers (kick failed, wr) (10-81, 4:37)
- DET - M.Prater 54 yd. Field Goal (7-33, 2:20)
- GB - D.Adams 9 yd. pass from A.Rodgers (A.Rodgers-D.Adams pass) (11-75, 4:52)
- DET - A.Boldin 35 yd. pass from M.Stafford (M.Prater kick) (1-35, 0:09)

Team Statistics	Packers	Lions
First Downs	28	24
Total Net Yards	448	408
Rushes/Net Yards	31/153	21/76
Net Passing	295	332
Pass Attempts/Completions	39/27	41/26
Had Intercepted	0	1
Sacked/Yards Lost	1/5	2/15
Punts/Average	5/37.2	4/50.0
Penalties/Yards	10/75	5/30
Fumbles/Lost	0/0	0/0
Possession Time	34:09	25:51

- RUSHING**
- DET - Z. Zenner 20-69, TD; G. Tate 1-7
- GB - A. Ripkowski 9-61; T. Montgomery 8-44; A. Rodgers 10-42; C. Michael 3-6; J. Kerridge 1-0
- RECEIVING**
- DET - G. Tate 6-77, TD; M. Jones 5-76; E. Ebron 6-61; A. Boldin 4-57, TD; Z. Zenner 4-41; T. Jones 1-35
- GB - G. Allison 4-91, TD; J. Nelson 6-66; J. Cook 4-56; D. Adams 6-31, 2 TDs; T. Montgomery 3-17; A. Ripkowski 2-15, TD; R. Rodgers 1-14; C. Michael 1-10
- PASSING**
- DET - M. Stafford 41-26-347, 2 TDs, 1 INT
- GB - A. Rodgers 39-27-300, 4 TDs, 0 INT
- INTERCEPTIONS**
- DET - None
- GB - M. Hyde 1
- SACKS**
- DET - T. Wilson 1.0
- GB - B. Martinez 1.0; N. Perry 1.0
- FIELD GOALS**
- DET - M. Prater 39W (54)
- GB - M. Crosby (53)

The Lions fell to the Green Bay Packers 31-24 at home in a Week 17 tilt for the NFC North title. Both defenses traded stops in the first quarter until Lions K Matt Prater missed a 39-yard field goal on the first play of the second quarter. Packers QB Aaron Rodgers and the Green Bay offense started from its own 29-yard line, driving 71 yards in four minutes. A completion to Packers FB Aaron Ripkowski for a seven-yard touchdown gave Green Bay a 7-0 lead early in the second quarter. On first down of the ensuing possession, RB Zach Zenner steamrolled ahead for a 16-yard run to begin a successful drive by the Detroit offense. A defensive holding penalty against Green Bay helped move the Lions offense to the one-yard line before Zenner plowed ahead for a one-yard touchdown run. The Lions defense forced another Green Bay punt that traveled just 28 yards. With a drive that started at the Detroit 31-yard line, the Lions drove 69 yards in 11 plays and just two-minutes. From the Green Bay three-yard line, Stafford completed a pass to WR Golden Tate for a three-yard touchdown and a 14-7 Lions lead with 26 seconds left in the first half. With 23 before halftime, Rodgers completed a 39-yard pass to WR Geronimo Allison to set up a successful 53-yard field goal by Packers K Mason Crosby. The Lions took a 14-10 lead into halftime before Green Bay received the second half kickoff. From the Green Bay 25-yard line, Rodgers orchestrated a 10-play drive that lasted more than five minutes. Green Bay's offense amassed 75 yards to open the third quarter, including a three-yard touchdown strike to WR Davante Adams. With 9:23 left to play in the third quarter, both offenses failed to score points until the final period of regulation. With 10:02 left to play in the game, Rogers connected with Allison again, this time for a 10-yard touchdown. After Crosby missed the PAT, the Lions trailed 23-14. On the following drive, the Lions no-huddle offense led to a 54-yard field goal by Prater. Detroit trailed 23-17 with nearly eight minutes to play. As Green Bay looked to secure its lead, the offense amassed 75 yards and sustained a drive that lasted nearly five minutes. On third and long Rodgers threw an incomplection before a defensive penalty for 12 men on the field was enforced against Detroit. Five plays later, Rodgers connected with Adams on a touchdown pass for the second time of the night. He then found Adams in the end zone for a successful two-point conversion that gave Green Bay a 31-17 lead with 2:50 left to play in the fourth quarter. After traded possessions, Stafford threw a successful 35-yard touchdown to WR Anquan Boldin with 22-seconds left. A failed onside kick attempt by Detroit sealed a 31-24 victory for the Packers.



NFC WILD CARD PLAYOFF GAME

Seahawks 26, Lions 6

January 7, 2017 • CenturyLink Field • 68,788



Detroit Lions	0	3	3	0	-	6
Seattle Seahawks	0	10	0	16	-	26

- SEA** - P.Richardson 2 yd. pass from R.Wilson (S.Hauschka kick) [14-60, 7:45]
- SEA** - S.Hauschka 43 yd. Field Goal (7-51, 2:53)
- DET** - M.Prater 51 yd. Field Goal (7-42, 1:35)
- DET** - M.Prater 53 yd. Field Goal (10-61, 5:33)
- SEA** - S.Hauschka 27 yd. Field Goal (10-66, 4:51)
- SEA** - T.Rawls 4 yd. run (kick failed, hru) (8-82, 4:08)
- SEA** - D.Baldwin 13 yd. pass from R.Wilson (S.Hauschka kick) (11-84, 4:15)

Team Statistics	Lions	Seahawks
First Downs	13	24
Total Net Yards	231	387
Rushes/Net Yards	15/49	38/177
Net Passing	182	210
Pass Attempts/Completions	32/18	30/23
Had Intercepted	0	0
Sacked/Yards Lost	3/23	3/14
Punts/Average	5/46.4	3/37.7
Penalties/Yards	7/68	6/40
Fumbles/Lost	1/0	0/0
Possession Time	23:21	36:39

- DET** - Z. Zenner 11-34; M. Stafford 3-15; G. Tate 1-(0)
- SEA** - T. Rawls 27-161, TD; A. Collins 6-13; D. Baldwin 1-6; M. Reece 1-(0); R. Wilson 3-(3)
- RECEIVING**
- DET** - M. Jones 4-81; Z. Zenner 6-54; G. Tate 3-25; A. Boldin 2-24; E. Ebron 2-23; M. Mulligan 1-(2)
- SEA** - D. Baldwin 11-104, TD; P. Richardson 3-48, TD; J. Graham 3-37; J. Kearse 2-14; A. Collins 1-11; M. Reece 1-5; L. Willson 1-4; T. Rawls 1-1
- PASSING**
- DET** - M. Stafford 32-18-205, 0 TDs, 0 INT
- SEA** - R. Wilson 30-23-224, 2 TDs, 0 INT
- INTERCEPTIONS**
- DET** - None
- SEA** - None
- SACKS**
- DET** - E. Ansaah 2.0; H. Ngata 1.0
- SEA** - C. Avril 2.0; M. Bennett 1.0
- FIELD GOALS**
- DET** - M. Prater(51) (53)
- SEA** - S. Hauschka(43) (27)

The Lions lost 26-6 in the NFC Wild Card game at CenturyLink Field in Seattle. After receiving the opening kickoff, the Lions offense went three-and-out on the first possession of the game. Detroit's defense responded by forcing the Seahawks into a three-and-out of its own on Seattle's first possession of the game also. Lions DE Ezekiel Ansaah recorded his first of two sacks on the night when Seahawks QB Russell Wilson faced third and long. After another stand by the Seattle defense, Wilson and the Seahawks offense drove 60 yards in 14 plays early in the second quarter. On fourth-and-two from Detroit's two-yard line, Wilson connected with WR Paul Richardson to take a 7-0 lead. The Lions offense was forced into another three-and-out with seven minutes to play in the first half. A 26-yard run by Seahawks RB Thomas Rawls helped set up Seahawks K Steven Hauschka for a 43-yard field goal with two minutes left to play in the first half. With less than two-minutes to play before halftime, Lions QB Matthew Stafford connected with WR Marvin Jones Jr. for a 30-yard completion. With 25 seconds left in the second quarter, Lions K Matt Prater nailed a 51-yard field goal to put that score at 10-3 heading into halftime. After another sack by Ansaah on Seattle's first drive of the second half, the Lions drove into Seattle's territory before Prater connected on another field goal, this time from 53 yards out to close the Seattle lead to 10-6. After a 32-yard run by Rawls on the ensuing possession, Hauschka drilled a 27-yard field goal to sustain the Seahawks' lead at 13-6. The Lions defense failed to convert a first down on three plays and Seattle responded on the next possession with a four-yard touchdown run by Rawls. A missed extra point by Hauschka kept the Seahawks lead at 19-6 with 8:49 left to play in the fourth quarter. Seattle regained possession with 7:51 left to play before Wilson completed a 27-yard pass to move into Lions territory. Wilson found Seahawks WR Doug Baldwin in the red zone for a 13-yard touchdown to extend the Seattle lead to 26-6 with 3:36 left in regulation. The Seahawks defense thwarted the Lions offense from moving the ball on the final possession to secure a 26-6 victory.



DETROIT LIONS

DETROIT LIONS 2017 MEDIA GUIDE



LIONS HONORS

PRO FOOTBALL HALL OF FAME

Year	Player	Pos	Seasons
1963	Earl "Dutch" Clark	QB	1934-38
1966	Bill Dudley	HB	1947-49
1967	Bobby Layne	QB	1950-58
1968	Alex Wojciechowicz	C/LB	1938-46
1970	Jack Christiansen	DB	1951-58
1970	Hugh McElhenny	HB	1964
1972	Ollie Matson	FB	1963
1973	Joe Schmidt	LB	1953-65
1974	Dick "Night Train" Lane	DB	1960-65
1979	Yale Lary	DB/P	1952-53,56-64
1985	Frank Gatski	C	1957
1986	Doak Walker	HB	1950-55
1987	John Henry Johnson	FB	1957-59
1992	Lem Barney	CB	1967-77
1996	Lou Creekmur	T	1950-59
2004	Barry Sanders	RB	1989-98
2007	Charlie Sanders	TE	1968-77
2010	Dick LeBeau	CB	1959-72
2013	Curley Culp	DT	1981
2016	Dick Stanfel	G	1952-55

NFL HONORS

NFL MVP/PLAYER OF THE YEAR

Year	Player	Award
1944	Frank Sinkwich	Joe F. Carr Award
1960	Joe Schmidt	Associated Press
1991	Barry Sanders	NFLPA
1991	Barry Sanders	Football Digest
1991	Barry Sanders	Maxwell Award
1994	Barry Sanders	Associated Press - Offense
1994	Barry Sanders	NFL Films
1994	Barry Sanders	Football Digest
1994	Barry Sanders	"ESPY" Award
1997	Barry Sanders	Associated Press (Co-MVP)
1997	Barry Sanders	Associated Press - Offense
1997	Barry Sanders	Miller Lite
1997	Barry Sanders	Maxwell Award
1997	Barry Sanders	Sporting News
1997	Barry Sanders	Pro Football Wkly
1997	Barry Sanders	Football Digest
1997	Barry Sanders	Sports Illustrated
1997	Barry Sanders	College & Pro Football Weekly - Offense
1997	Barry Sanders	"ESPY" Award
1997	Barry Sanders	Touchdown Club of Columbus

NFL ROOKIE OF THE YEAR

Year	Player	Award
1967	Mel Farr	Sporting News
1967	Lem Barney	Associated Press - Defense
1968	Earl McCullough	Sporting News
1978	Al Baker	Associated Press - Defense
1978	Al Baker	Pro Football Wkly - Defense
1978	Al Baker	Football Digest - Defense

1980	Billy Sims	Pro Football Writers Association
1980	Billy Sims	Associated Press - Offense
1980	Billy Sims	Bert Bell Trophy - N.E.A.
1980	Billy Sims	Sporting News
1980	Billy Sims	Pro Football Weekly - Offense
1980	Billy Sims	Football Digest - Offense
1989	Barry Sanders	Pro Football Weekly - Offense
1989	Barry Sanders	Associated Press - Offense
1989	Barry Sanders	Sports Illustrated "Z" Team
1989	Barry Sanders	Sporting News
1989	Barry Sanders	NFL Films
1989	Barry Sanders	College & Pro Football - Offense
1989	Barry Sanders	PFWA
1989	Barry Sanders	Football Digest - Offense
2010	Ndamukong Suh	Associated Press - Defense
2010	Ndamukong Suh	Pepsi Rookie of the Year
2010	Ndamukong Suh	Sporting News
2010	Ndamukong Suh	PFW/PFWA
2010	Ndamukong Suh	Sports Illustrated - Defense

COMEBACK PLAYER OF THE YEAR

Year	Player	Award
2011	Matthew Stafford	Associated Press (NFL)
2011	Matthew Stafford	ESPY (Best Comeback Athlete)

NFL COACH OF THE YEAR

Year	Coach	Award
1991	Wayne Fontes	Associated Press
1991	Wayne Fontes	Maxwell Club
1991	Wayne Fontes	TD Club of Columbus (Paul Brown Award)
1991	Wayne Fontes	Starter
1991	Wayne Fontes	United Press International
1991	Wayne Fontes	Football News
1991	Wayne Fontes	Pro Football Wkly
1991	Wayne Fontes	PFWA

NFC MVP/PLAYER OF THE YEAR

Year	Player	Award
1994	Barry Sanders	NFLPA
1997	Barry Sanders	Football News

NFC PLAYER OF THE MONTH

Year	Player	Month	Unit
1989	Barry Sanders	December	Offense
1991	Barry Sanders	September	Offense
1991	Ray Crockett	November	Defense
1993	Jason Hanson	October	Special Teams
1993	Jason Hanson	December	Special Teams
1994	Barry Sanders	October	Offense
1997	Barry Sanders	October	Offense
1997	Barry Sanders	November	Offense
1997	Barry Sanders	December	Offense
1998	Terry Fair	September	Special Teams
1998	Stephen Boyd	November	Defense
1999	Jason Hanson	October	Special Teams
2000	Desmond Howard	September	Special Teams

2003	Jason Hanson	November	Special Teams
2004	Eddie Drummond	September	Special Teams
2004	Eddie Drummond	November	Special Teams
2010	Stefan Logan	October	Special Teams
2011	Jason Hanson	September	Special Teams
2012	Calvin Johnson	November	Offense
2013	Calvin Johnson	October	Offense
2014	DeAndre Levy	September	Defense
2016	Matt Prater	November	Special Teams

Career NFC Player of the Month Awards

Rk	Player	Total
1	Barry Sanders	6
2	Jason Hanson	5
3t	Calvin Johnson	2
3t	Eddie Drummond	2
5t	DeAndre Levy	1
5t	Matt Prater	1
5t	Desmond Howard	1
5t	Ray Crockett	1
5t	Stefan Logan	1
5t	Stephen Boyd	1
5t	Terry Fair	1

NFC PLAYER OF THE WEEK

Year	Player	Wk	Unit
1984	Michael Cofer	8	Defense
1984	Gary Danielson	13	Offense
1985	Demetrious Johnson	4	Defense
1985	Eric Hipple	8	Offense
1986	James Jones	1	Offense
1989	Rodney Peete	6	Offense
1989	Richard Johnson	13	Offense
1990	Chris Spielman	2	Defense
1990	Barry Sanders	14	Offense
1990	Rodney Peete	15	Offense
1991	Ray Crockett	9	Defense
1991	Barry Sanders	13	Offense
1991	Erik Kramer	Div	Offense
1993	Jason Hanson	1	Special Teams
1993	Vernon Turner	9	Special Teams
1993	Barry Sanders	10	Offense
1993	Jim Arnold	18	Special Teams
1993	Ray Crockett	18	Defense
1994	Barry Sanders	3	Offense
1994	Chris Spielman	8	Defense
1994	Barry Sanders	10	Offense
1994	Barry Sanders	16	Offense
1994	Mel Gray	16	Special Teams
1995	Jason Hanson	4	Special Teams
1995	Barry Sanders	6	Offense
1995	Scott Mitchell	9	Offense
1995	Brett Perriman	13	Offense
1995	Herman Moore	14	Offense
1995	Willie Clay	17	Defense
1996	Scott Mitchell	6	Offense
1997	Stephen Boyd	1	Defense

1997	Barry Sanders	3	Offense
1997	Jason Hanson	5	Special Teams
1997	Barry Sanders	7	Offense
1997	Herman Moore	12	Offense
1997	Barry Sanders	13	Offense
1997	Jason Hanson	13	Special Teams
1997	Barry Sanders	17	Offense
1998	Terry Fair	4	Special Teams
1998	Mark Carrier	7	Defense
1998	Charlie Batch	11	Offense
1999	Robert Porcher	1	Defense
1999	Terry Fair	2	Special Teams
1999	Jason Hanson	6	Special Teams
1999	Germane Crowell	9	Offense
2000	Jason Hanson	2	Special Teams
2000	Kurt Schulz	4	Defense
2000	Bryant Westbrook	8	Defense
2002	Jason Hanson	9	Special Teams
2003	Joey Harrington	1	Offense
2003	Jason Hanson	10	Special Teams
2004	Bracy Walker	1	Special Teams
2004	James Hall	5	Defense
2004	Shaun Rogers	7	Defense
2004	Eddie Drummond	10	Special Teams
2005	R.W. McQuarters	5	Special Teams
2006	James Hall	6	Defense
2006	Jason Hanson	17	Special Teams
2007	Dewayne White	1	Defense
2007	Jason Hanson	8	Special Teams
2007	Shaun Rogers	9	Defense
2009	Matthew Stafford	11	Offense
2010	Stefan Logan	5	Special Teams
2010	Calvin Johnson	8	Offense
2011	Jason Hanson	2	Special Teams
2011	Cliff Avril	8	Defense
2011	Kevin Smith	11	Offense
2011	Calvin Johnson	15	Offense
2012	Jason Hanson	6	Special Teams
2013	Sam Martin	3	Special Teams
2013	Calvin Johnson	8	Offense
2014	DeAndre Levy	1	Defense
2014	Ezekiel Ansah	6	Defense
2014	Glover Quin	15	Defense
2015	Calvin Johnson	6	Offense
2015	Ameer Abdullah	10	Special Teams
2015	Sam Martin	12	Special Teams
2016	Sam Martin	1	Special Teams
2016	Darius Slay	5	Defense
2016	Matt Prater	9	Special Teams
2016	Matt Prater	12	Special Teams
2016	Matt Prater	13	Special Teams

Career NFC Player of the Week Awards

Rk	Player	Off	Def	ST	Total
1	Jason Hanson	0	0	12	12
2	Barry Sanders	11	0	0	11
3	Calvin Johnson	4	0	0	4
4t	Sam Martin	0	0	3	3

4t	Matt Prater	0	0	3	3
6t	Chris Spielman	0	0	0	0
6t	Herman Moore	2	2	0	2
6t	James Hall	0	2	0	2
6t	Ray Crockett	0	2	0	2
6t	Rodney Peete	2	0	0	2
6t	Scott Mitchell	2	0	0	2
6t	Shaun Rogers	0	2	0	2
6t	Terry Fair	0	0	2	2
14t	Ameer Abdullah	0	0	1	1
14t	Bracy Walker	0	0	1	1
14t	Brett Perriman	1	0	0	1
14t	Bryant Westbrook	0	1	0	1
14t	Charlie Batch	1	0	0	1
14t	Cliff Avril	0	1	0	1
14t	Darius Slay	0	1	0	1
14t	DeAndre Levy	0	1	0	1
14t	Demetrious Johnson	0	1	0	1
14t	Dewayne White	0	1	0	1
14t	Eddie Drummond	0	0	1	1
14t	Eric Hipple	1	0	0	1
14t	Erik Kramer	1	0	0	1
14t	Ezekiel Ansah	0	1	0	1
14t	Gary Danielson	1	0	0	1
14t	Germane Crowell	1	0	0	1
14t	Glover Quin	0	1	0	1
14t	James Jones	1	0	0	1
14t	Jim Arnold	0	0	1	1
14t	Joey Harrington	1	0	0	1
14t	Kevin Smith	1	0	0	1
14t	Kurt Schulz	0	1	0	1
14t	Mark Carrier	0	1	0	1
14t	Matthew Stafford	1	0	0	1
14t	Mel Gray	0	0	1	1
14t	Michael Cofer	0	1	0	1
14t	R.W. McQuarters	0	0	1	1
14t	Richard Johnson	1	0	0	1
14t	Robert Porcher	0	1	0	1
14t	Stefan Logan	0	0	1	1
14t	Stephen Boyd	0	1	0	1
14t	Vernon Turner	0	0	1	1
14t	Willie Clay	0	1	0	1

Career NFC Offensive Player of the Week

Rk	Player	Off
1	Barry Sanders	11
2	Calvin Johnson	4
3t	Rodney Peete	2
3t	Scott Mitchell	2
3t	Herman Moore	2
6t	Eric Hipple	1
6t	Gary Danielson	1
6t	James Jones	1
6t	Richard Johnson	1
6t	Erik Kramer	1
6t	Brett Perriman	1
6t	Charlie Batch	1
6t	Germane Crowell	1

6t	Joey Harrington	1
6t	Kevin Smith	1
6t	Matthew Stafford	1

Career NFC Defensive Player of the Week

Rk	Player	Def
1t	Chris Spielman	2
1t	James Hall	2
1t	Ray Crockett	2
1t	Shaun Rogers	2
5t	Bryant Westbrook	1
5t	Cliff Avril	1
5t	DeAndre Levy	1
5t	Demetrious Johnson	1
5t	Dewayne White	1
5t	Ezekiel Ansah	1
5t	Glover Quin	1
5t	Kurt Schulz	1
5t	Mark Carrier	1
5t	Michael Cofer	1
5t	Robert Porcher	1
5t	Stephen Boyd	1
5t	Willie Clay	1
5t	Darius Slay	1

Career NFC Special Teams Player of the Week

Rk	Player	ST
1	Jason Hanson	12
2t	Sam Martin	3
2t	Matt Prater	3
4	Terry Fair	2
5t	Jim Arnold	1
5t	Mel Gray	1
5t	Vernon Turner	1
5t	Bracy Walker	1
5t	Eddie Drummond	1
5t	R.W. McQuarters	1
5t	Stefan Logan	1
5t	Ameer Abdullah	1

NFL ROOKIE OF THE MONTH

Year	Player	Month	Unit
1998	Charlie Batch	October	Offense
2004	Roy Williams	September	Offense
2004	Kevin Jones	December	Offense
2009	Louis Delmas	September	Defense
2010	Jahvid Best	September	Offense
2010	Ndamukong Suh	October	Defense

NFL PEPSI ROOKIE OF THE WEEK

Year	Player	Pos	Wk
2003	Boss Bailey	LB	16
2004	Roy Williams	WR	2
2010	Jahvid Best	RB	2
2010	Ndamukong Suh	DT	8

LIONS HONORS

LIONS MOST VALUABLE PLAYER

(Selected annually by Lions players. Only one player was selected from 1952-66)

Year	Player	Pos
1952	Jim Doran	E
1953	Dick Stanfel	G
1954	Bobby Layne	QB
1955	Joe Schmidt	LB
1956	Bobby Layne	QB
1957	Joe Schmidt	LB
1958	Joe Schmidt	LB
1959	Jim Martin	LB
1960	Nick Pietrosante	RB
1961	Joe Schmidt	LB
1962	Gail Cogdill	E
1963	Earl Morrall	QB
1964	Jim Gibbons	E
1965	Bruce Maher	S
1966	Pat Studstill	FL

BOBBY LAYNE OFFENSIVE MVP

Bobby Layne Award is presented (since 1967) to the Offensive MVP. QB Bobby Layne sparked the Lions to three NFL Championships (1952, '53 and '54) and four Western Division titles during the 1950s. He established virtually every career passing record, including attempts (2,193), completions (1,074), yardage (15,710), and touchdown passes (118). Layne was inducted into the Pro Football Hall of Fame in 1967.

Year	Player	Pos
1967	Mel Farr	RB
1968	Mel Farr	RB
1969	Charlie Sanders	TE
1970	Charlie Sanders	TE
1971	Steve Owens	RB
1972	Rockne Freitas	T
1973	Altie Taylor	RB
1974	Bill Munson	QB
1975	Dexter Bussey	RB
1976	Ray Jarvis	WR
1977	Jon Morris	C
1978	Gary Danielson	QB
1979	Fred Scott	WR
1980	Billy Sims	RB
1981	Eric Hipple	QB
1982	Billy Sims	RB
1983	Billy Sims	RB
1984	James Jones	RB
1985	James Jones	RB
1986	Keith Dorney	G (co-winner)
1986	James Jones	RB (co-winner)
1987	Pete Mandley	WR
1988	Rusty Hilger	QB
1989	Barry Sanders	RB

1990	Barry Sanders	RB
1991	Barry Sanders	RB
1992	Barry Sanders	RB
1993	Barry Sanders	RB
1994	Barry Sanders	RB
1995	Herman Moore	WR
1996	Barry Sanders	RB
1997	Barry Sanders	RB
1998	Barry Sanders	RB
1999	Germane Crowell	WR
2000	James Stewart	RB
2001	Johnnie Morton	WR
2002	James Stewart	RB
2003	Cory Schlesinger	FB
2004	Kevin Jones	RB
2005	Roy Williams	WR
2006	Roy Williams	WR (co-winner)
2006	Mike Furrey	WR (co-winner)
2007	Dominic Raiola	C
2008	Calvin Johnson	WR
2009	Calvin Johnson	WR
2010	Calvin Johnson	WR
2011	Calvin Johnson	WR
2012	Calvin Johnson	WR
2013	Calvin Johnson	WR
2014	Golden Tate	WR
2015	Matthew Stafford	QB
2016	Matthew Stafford	QB

LEM BARNEY DEFENSIVE MVP

Lem Barney Award is presented (since 1967) to the Defensive MVP. Lem Barney was one of the premier defensive backs in the history of football. As a rookie, Barney intercepted 10 passes, including three for touchdowns, and was named NFL Defensive Rookie of the Year. He played in seven Pro Bowls, earning All-Pro honors three times. Barney totaled 56 career interceptions. He was inducted into the Pro Football Hall of Fame in 1992.

Year	Player	Pos
1967	Lem Barney	CB
1968	Wayne Walker	LB
1969	Mike Lucci	LB
1970	Mike Lucci	LB
1971	Mike Lucci	LB
1972	Larry Hand	E
1973	Herb Orvis	T
1974	Levi Johnson	CB
1975	Paul Naumoff	LB
1976	Charlie Weaver	LB
1977	Charlie Weaver	LB
1978	Al Baker	E
1979	Doug English	T
1980	Dave Pureifory	E
1981	Stan White	LB
1982	Al Baker	E
1983	William Gay	E
1984	Ken Fantetti	LB

1985	Jimmy Williams	LB
1986	Keith Ferguson	E
1987	Jimmy Williams	LB
1988	Michael Cofer	LB
1989	Jerry Ball	NT
1990	Michael Cofer	LB
1991	George Jamison	LB
1992	Bennie Blades	S
1993	Chris Spielman	LB
1994	Chris Spielman	LB
1995	Henry Thomas	DT
1996	Bennie Blades	S
1997	Robert Porcher	DE
1998	Stephen Boyd	LB
1999	Robert Porcher	DE
2000	Stephen Boyd	LB
2001	Robert Porcher	DE
2002	Chris Claiborne	LB
2003	Dré Bly	CB
2004	Shaun Rogers	DT
2005	Shaun Rogers	DT
2006	Cory Redding	DT
2007	Ernie Sims	LB
2008	Kalvin Pearson	S
2009	Louis Delmas	S
2010	Ndamukong Suh	DT
2011	Cliff Avril	DE
2012	Chris Houston	CB
2013	DeAndre Levy	LB
2014	DeAndre Levy	LB (co-winner)
2014	Ndamukong Suh	DT (co-winner)
2015	Ezekiel Ansah	DE
2016	Glover Quin	S

YALE LARY SPECIAL TEAMS MVP

Yale Lary Award is presented to the Special Teams MVP. Yale Lary was an All-Pro defensive back and one of the NFL's greatest punters. Along with his 50 interceptions, he became an even more valuable weapon on Detroit's special teams. Lary won NFL punting titles in 1959, 1961 and 1963, missing in 1962 by just 3.6 inches. Lary played in nine Pro Bowls and was inducted into the Pro Football Hall of Fame in 1979.

Year	Player	Pos
1981	Ken Callicutt	RB
1982	Ken Callicutt	RB
1983	Roosevelt Barnes	LB
1984	Roosevelt Barnes	LB
1985	Alvin Hall	DB
1986	Paul Butcher	LB
1987	Paul Butcher	LB
1988	George Jamison	LB
1989	Toby Caston	LB
1990	Niko Noga	LB
1991	Mel Gray	KR
1992	Mel Gray	KR (co-winner)
1992	Melvin Jenkins	CB (co-winner)

1993	Jason Hanson	PK
1994	Mel Gray	KR
1995	Ron Rivers	RB
1996	Glyn Milburn	KR
1997	Cory Schlesinger	FB
1998	Ron Rivers	RB
1999	Jason Hanson	K
2000	Desmond Howard	KR
2001	Desmond Howard	KR
2002	Jeff Gooch	LB
2003	Jason Hanson	K
2004	Eddie Drummond	KR
2005	Vernon Fox	S (co-winner)
2005	Nick Harris	P (co-winner)
2005	Wali Rainer	LB (co-winner)
2006	Jason Hanson	K
2007	Alex Lewis	LB
2008	Jason Hanson	K
2009	Zack Follett	LB
2010	Stefan Logan	WR
2011	John Wendling	S
2012	Kassim Osgood	WR
2013	Tahir Whitehead	LB
2014	Sam Martin	P
2015	Don Carey	S
2016	Don Carey	S

MEL FARR ROOKIE OF THE YEAR

Mel Farr Award is presented to the team's outstanding rookie performer. Mel Farr enjoyed one of the finest rookie campaigns in Lions' history. In 1967, Farr led Detroit in both rushing (860 yards on 206 carries) and receiving (39 catches for 317 yards) and tied for the club lead in scoring with six touchdowns. As a result, he was named the Lions' Offensive MVP and was honored as the NFL Rookie of the Year by the Sporting News.

Year	Player	Pos
1997	Bryant Westbrook	CB
1998	Charlie Batch	QB
1999	Chris Claiborne	LB
2000	Larry Foster	WR
2001	Shaun Rogers	DT
2002	Eddie Drummond	WR/KR
2003	Boss Bailey	LB
2004	Kevin Jones	RB
2005	Shaun Cody	DT
2006	Ernie Sims	LB
2007	Gerald Alexander	S
2008	Kevin Smith	RB
2009	Louis Delmas	S
2010	Ndamukong Suh	DT
2011	Titus Young	WR
2012	Riley Reiff	T
2013	Ezekiel Ansah	DE
2014	Travis Swanson	C
2015	Ameer Abdullah	RB
2016	Taylor Decker	T

ERIC ANDOLSEK OFFENSIVE LINEMAN AWARD

Eric Andolsek Award is presented to the team's outstanding offensive lineman. Eric Andolsek was emerging as one of the top young guards in the NFL when he was killed tragically in an off-season accident in 1992. He started every game from 1989-91, making his 50th consecutive start in his final contest, the 1991 NFC Championship Game. He was named to the USA Today's All-Pro Team that year, his first such honor as a Lion.

Year	Player	Pos
1997	Kevin Glover	C
1998	Jeff Hartings	G
1999	Ray Roberts	T
2000	Jeff Hartings	G
2001	Brendan Stai	G
2002	Ray Brown	G
2003	Jeff Backus	T
2004	Damien Woody	G
2005	Damien Woody	G
2006	Dominic Raiola	C
2007	Dominic Raiola	C
2008	Dominic Raiola	C
2009	Dominic Raiola	C
2010	Jeff Backus	T (co-winner)
2010	Dominic Raiola	C (co-winner)
2011	Dominic Raiola	C
2012	Rob Sims	G
2013	Dominic Raiola	C
2014	Riley Reiff	T
2015	Riley Reiff	T
2016	Taylor Decker	T

JOE SCHMIDT LEADERSHIP AWARD

Joe Schmidt Award is presented to the player who has displayed outstanding leadership, drive and achievement on the field and in the locker room. Schmidt was named All-Pro in eight of his 13 seasons (1953-65), earning 10 consecutive trips to the Pro Bowl. He served as captain of the Lions for nine seasons. Schmidt was inducted into the Pro Football Hall of Fame in 1973.

Year	Player	Pos
1997	Kevin Glover	C
1998	Mark Carrier	S
1999	Mark Carrier	S
2000	Stephen Boyd	LB
2001	Luther Elliss	DT
2002	Corey Harris	S
2003	Ray Brown	G (co-winner)
2003	Robert Porcher	DE (co-winner)
2004	Donté Curry	LB
2005	Marcus Pollard	TE
2006	Jon Kitna	QB
2007	Cory Redding	DT
2008	Jared DeVries	DE
2009	Larry Foote	LB
2010	Kyle Vanden Bosch	DE
2011	Kyle Vanden Bosch	DE

2012	Kyle Vanden Bosch	DE
2013	Dominic Raiola	C
2014	James Ihedigbo	S
2015	Glover Quin	S
2016	Glover Quin	S

MIKE UTLEY SPIRIT AWARD

Mike Utley Award is presented to the player who exhibited tremendous spirit, desire, dedication and work ethic. Utley suffered a career-ending neck injury which left him paralyzed on Nov. 17, 1991; Minutes after the injury, Utley flashed his teammates a "thumbs up" sign as he was wheeled from the field, a gesture that galvanized a team that went on to win its next seven contests and advanced to the NFC Championship game.

Year	Player	Pos
1997	Luther Elliss	DT
1998	Luther Elliss	DT
1999	Luther Elliss	DT
2000	Luther Elliss	DT
2001	Luther Elliss	DT
2002	Cory Schlesinger	FB
2003	Cory Schlesinger	FB
2004	Donté Curry	LB
2005	Wali Rainer	LB
2006	Donté Curry	LB
2007	Cory Redding	DT (co-winner)
2007	Jared DeVries	DE (co-winner)
2008	Kalvin Pearson	S
2009	Louis Delmas	S
2010	Nate Burleson	WR
2011	Nate Burleson	WR
2012	Nate Burleson	WR
2013	Nate Burleson	WR
2014	Darryl Tapp	DE (co-winner)
2014	James Ihedigbo	S (co-winner)
2015	Darryl Tapp	DE
2016	Don Carey	S

CHUCK HUGHES MOST IMPROVED PLAYER

Chuck Hughes Award is presented to the player who, because of hard work and determination, showed significant development and improvement during the past year. Chuck Hughes, a Lions reserve wide receiver, played two seasons with the Lions (1970-71); Hughes is the only NFL player to have died during action on a football field, having suffered a fatal heart attack during Detroit's game against Chicago on October 24, 1971.

Year	Player	Pos
1997	Johnnie Morton	WR
1998	Richard Jordan	LB
1999	Germane Crowell	WR
2000	Bryant Westbrook	WR
2001	Cory Schlesinger	FB
2002	Dominic Raiola	C
2003	Shaun Rogers	DT
2004	James Hall	DE
2005	Scottie Vines	WR

2006	Stanley Wilson	CB
2007	Stephen Peterman	G (co-winner)
2007	Keith Smith	CB (co-winner)
2008	Daniel Bullocks	S (co-winner)
2008	Dan Orlovsky	QB (co-winner)
2008	Ramzee Robinson	CB (co-winner)
2009	DeAndre Levy	LB
2010	Drew Stanton	QB
2011	Matthew Stafford	QB
2012	Nick Fairley	DT
2013	Joiqie Bell	RB
2014	Darius Slay	CB
2015	Devin Taylor	DE
2016	Kerry Hyder	DE

2002	Robert Porcher	DE
2003	Robert Porcher	DE
2004	Fernando Bryant	CB
2005	Joey Harrington	QB
2006	Barry Stokes	G
2007	Mike Furrey	WR
2008	Mike Furrey	WR
2009	Drew Stanton	QB
2010	Drew Stanton	QB
2011	Drew Stanton	QB
2012	Stephen Tulloch	LB
2013	Stephen Tulloch	LB
2014	Stephen Tulloch	LB
2015	Stephen Tulloch	LB
2016	Don Carey	S

ED BLOCK COURAGE AWARD

The Ed Block Courage Award annually goes to a Lions player who exemplifies sportsmanship and has overcome injury and/or adversity to excel on the field.

Year	Player	Pos
1984	Ken Fantetti	LB
1985	Keith Dorney	T
1986	Steve Mott	C
1987	Duane Galloway	DB
1988	Carl Bland	WR
1989	Jimmy Williams	LB
1990	Bruce McNorton	CB
1991	Mike Utley	G
1992	Ken Dallafior	G
1993	Kevin Glover	C
1994	Victor Jones	LB
1995	Aubrey Matthews	WR
1996	Bennie Blades	S
1997	Ray Roberts	T
1998	George Jamison	LB
1999	Dan Owens	DT
2000	James Jones	DT
2001	Charlie Batch	QB
2002	Cory Schlesinger	FB
2003	Robert Porcher	DE
2004	Jared DeVries	DE
2005	Boss Bailey	LB
2006	Ricky Sandoval	Dir. of Security
2007	Kevin Jones	RB
2008	Daniel Bullocks	S
2009	Jeff Backus	T
2010	Jason Hanson	K
2011	Shaun Hill	QB
2012	Jahvid Best	RB
2013	Nate Burleson	WR
2014	Calvin Johnson	WR
2015	Joiqie Bell	RB
2016	Matthew Stafford	QB

ROBERT PORCHER MAN OF THE YEAR

(renamed in honor of Robert Porcher in 2003)

Year	Player	Pos
2000	Ron Rice	S
2001	Luther Elliss	DT

TEAM CAPTAINS

In 2007, the NFL launched a formalized initiative for teams to select season-long captains, up to six per team, with each player wearing the letter "C" on the upper right chest of their home and away jersey. The Lions have selected numerous captains over the years, both on a season and game basis. Below are captains selected by the team beginning with the 2007 NFL initiative.

Year	Player	Pos	Unit
2007	Jason Hanson	K	Special Teams
2007	Jon Kitna	QB	Offense
2007	Cory Redding	DT	Defense
2007	Ernie Sims	LB	Defense
2007	Dominic Raiola	C	Offense
2008	Jason Hanson	K	Special Teams
2008	Jon Kitna	QB	Offense
2008	Cory Redding	DT	Defense
2008	Ernie Sims	LB	Defense
2008	Dominic Raiola	C	Offense
2009	Dominic Raiola	C	Offense
2009	Larry Foote	LB	Defense
2009	Jason Hanson	K	Special Teams
2010	Matthew Stafford	QB	Offense
2010	Dominic Raiola	C	Offense
2010	Kyle Vanden Bosch	DE	Defense
2010	Jason Hanson	K	Special Teams
2011	Matthew Stafford	QB	Offense
2011	Dominic Raiola	C	Offense
2011	Kyle Vanden Bosch	DE	Defense
2011	Jason Hanson	K	Special Teams
2012	Calvin Johnson	WR	Offense
2012	Matthew Stafford	QB	Offense
2012	Kyle Vanden Bosch	DE	Defense
2012	Stephen Tulloch	LB	Defense
2012	Jason Hanson	K	Special Teams
2012	John Wendling	S	Special Teams
2013	Calvin Johnson	WR	Offense
2013	Matthew Stafford	QB	Offense
2013	Ndamukong Suh	DT	Defense
2013	Stephen Tulloch	LB	Defense
2013	David Akers	K	Special Teams
2013	John Wendling	S	Special Teams
2014-16	Team captains from were selected by Head Coach Jim Caldwell on a game-by-game basis		

MISC. HONORS

MICHIGAN SPORTS HALL OF FAME

Year	Name	Pos	Seasons
1958	Gus Dorias	Coach	1943-47
1959	Earl "Dutch" Clark	B Coach	1934-38 1937-38
1962	Byron "Whizzer" White	B	1940-41
1966	Bobby Layne	QB	1950-58
1967	Doak Walker	B	1950-55
1970	Joe Schimdt	LB Coach	1953-65 1966-72
1971	Les Bingaman	G Coach	1948-54 1960-64
1971	Ron Kramer	E	1965-67
1973	John Pingel	B	1939
1975	Vince Banonis	C	1951-53
1976	Buddy Parker	B Coach	1935-36 1950-56
1976	George A. Richards	Owner	1934-39
1979	Leroy "Ace" Gutowsky	RB	1934-38
1979	Earl Morrall	QB	1958-64
1980	Alex Karras	DT	1958-62, 64-70
1980	George Wilson	Coach	1949-64
1983	Andy Farkas	B	1945
1985	Lem Barney	CB	1967-77
1985	Bob Hoernschemeyer	B	1950-55
1985	Nick Kerbawy	Business Mgr, GM	1948-57
1986	Jack Christiansen	B	1951-58
1986	Robert Westfall	B	1944-47
1988	Dick "Night Train" Lane	DB	1960-65
1988	Yale Lary	DB/P	1952-53, 56-64
1990	Charlie Sanders	TE	1968-77
1990	Billy Sims	RB	1980-84
1991	Cloyce Box	E	1949-50, 52-54
1995	Terry Barr	B	1957-65
1997	Jimmy David	B	1952-59
1997	Leon Hart	E	1950-57
2000	Anthony Carter	WR	1994-95
2001	Wayne Walker	LB	1958-72
2002	Lou Creekmur	T	1950-59
2002	Barry Sanders	RB	1989-98
2003	Mike Lucci	LB	1965-73
2003	Chris Spielman	LB	1988-95
2005	William Clay Ford	Owner	1956-2014
2010	Herman Moore	WR	1991-01
2010	Eddie Murray	K	1980-91
2011	Dick LeBeau	CB	1959-72
2012	Chuck Bernard	C	1934
2012	Alex Wojciehowicz	C/LB	1938-46
2013	Lomas Brown	T	1985-95
2014	Jim Brandstatter	Radio	1987-
2014	Dorne Dibble	E	1951, 53-57
2014	Jason Hanson	K	1992-12
2015	Doug English	DT	1975-79, 81-85

DETROIT SPORTS MEDIA ROOKIE OF THE YEAR

Year	Player	Pos
2002	Joey Harrington	QB
2003	Boss Bailey	LB
2004	Kevin Jones	RB
2005	Shaun Cody	DT
2006	Ernie Sims	LB
2007	Gerald Alexander	S
2008	Kevin Smith	RB
2009	Louis Delmas	S
2010	Ndamukong Suh	DT
2011	Titus Young	WR
2012	Ryan Broyles	WR
2013	Larry Warford	G
2014	Travis Swanson	C
2015	Ameer Abdullah	RB
2016	Taylor Decker	T

MEDIA GOOD GUY AWARD

Year	Player	Pos
2002	Jason Hanson	K
2003	Dré Bly	CB
2004	Eddie Drummond	KR
2005	Cory Schlesinger	FB
2006	Mike Furrey	WR
2007	Roy Williams	WR
2008	Corey Smith	DE
2009	Dominic Raiola	C
2010	Calvin Johnson	WR
2011	Nate Burleson	WR
2012	Stephen Tulloch	LB
2013	Rob Sims	G
2014	Glover Quin	S
2015	Darryl Tapp	DE
2016	Kerry Hyder	DE

LIONS HEISMAN TROPHY WINNERS

Year	Player	Pos
1942	Frank Sinkwich	Georgia
1948	Doak Walker	Southern Methodist
1949	Leon Hart	Notre Dame
1955	Howard Cassady	Ohio State
1969	Steve Owens	Oklahoma
1978	Billy Sims	Oklahoma
1988	Barry Sanders	Oklahoma State
1989	Andre Ware	Houston
1990	Ty Detmer	BYU
1991	Desmond Howard	Michigan
1992*	Gino Torretta	Miami

*Did not play as 3rd QB in 1995

ALL-TIME TEAM

The Lions All-Time Team was compiled by an online fan voting process on Detroitlions.com and a selection committee that consisted of five media members of the media and four long-time employees of the Detroit Lions. The media portion included: Mike O'Hara (Detroit News), Tom Kowalski (Booth News), Curt Sylvester (retired, Detroit Free Press), Jerry Green (retired Detroit News) and Jim Brandstatter (broadcaster). Lions employees were Asst. Dir. of Pro Personnel Charlie Sanders, Sr. Dir. of Community Affairs Tim Pendell, former equipment mgr. Danny Jaroszewich and retired athletic trainer Kent Falb.

Name	Pos	Seasons	Years
Arnold, Jim	P	8	1986-93
Baker, Al	DL	5	1978-82
Barney, Lem	CB	11	1967-77
Blades, Bennie	S	9	1988-96
Brown, Lomas	OL	11	1985-95
Brown, Roger	DL	7	1960-66
Christiansen, Jack*	S	8	1951-58
Clark, Dutch*	QB	5	1934-38
Cogdill, Gail	WR	9	1960-68
Creekmur, Lou*	OL	10	1950-59
David, Jim*	CB	8	1952-59
Doll, Don*	S	4	1949-52
English, Doug	DL	10	1975-79, 81-85
Flanagan, Ed	OL	10	1965-74
Glover, Kevin	OL	13	1985-97
Gordy, John*	OL	10	1957, 59-67
Gray, Mel	KR	6	1989-94
Hanson, Jason	K	21	1992-2012
Karras, Alex*	DL	12	1958-62, 64-70
Lane, Dick*	CB	6	1960-65
Lary, Yale*	S	11	1952-53, 56-64
Layne, Bobby*	QB	9	1950-58
LeBeau, Dick	CB	14	1959-72
Moore, Herman	WR	11	1991-2001
Murray, Eddie	K	12	1980-91
Porcher, Robert	DL	13	1992-2004
Sanders, Barry	RB	10	989-98
Sanders, Charlie*	TE	10	1968-77
Schlesinger, Cory	FB	12	1995-2006
Schmidt, Joe	LB	13	953-65
Sewell, Harley*	OL	10	953-62
Sims, Billy	RB	5	1980-84
Spielman, Chris	LB	8	1988-95
Walker, Doak*	RB	6	1950-55
Walker, Wayne*	LB	15	1958-72
Wojciechowicz, Alex*	OL	9	1938-46

* Deceased

PRIDE OF THE LIONS

On November 22, 2009, the Lions unveiled the team's Pride of the Lions, a permanent stadium display honoring greatest players in team history during a halftime celebration at Ford Field against the Cleveland Browns. The team introduced the 12 members of the Pride of the Lions charter class. The Pride of the Lions is a very visible feature on the old Hudson's warehouse of Ford Field (south suite levels) that includes the players' jersey numbers, name and years played with the Lions.

Year	Name	Pos	Seasons	Years
2009	Barney, Lem	CB	11	1967-77
2009	Christiansen, Jack*	S	8	1951-58
2009	Clark, Dutch*	QB	5	1934-38
2009	Creekmur, Lou*	OL	10	1950-59
2009	Lane, Dick*	CB	6	1960-65
2009	Lary, Yale*	S	11	1952-53, 1956-64
2009	Layne, Bobby*	QB	9	1950-58
2009	Sanders, Barry	RB	10	1989-98
2009	Sanders, Charlie*	TE	10	1968-77
2009	Schmidt, Joe	LB	13	1953-65
2009	Walker, Doak*	RB	6	1950-55
2009	Wojciechowicz, Alex*	OL	9	1938-46
2010	LeBeau, Dick	CB	14	1959-72
2013	Jason Hanson	K	21	1992-2012
2016	Dick Stanfel*	G	4	1952-55

* Deceased

LIONS IN PRO BOWL

(Listed by year of Pro Bowl)

1951 Season: 1950 Players (5)

E Cloyce Box
T Lou Creekmur
DB Don Doll
T Thurman McGraw
RB Doak Walker

1952 Season: 1951 Players (6)

G Les Bingaman
E Cloyce Box
T Lou Creekmur
DB Don Doll
RB Bob Hoernschemeyer
RB Doak Walker

1953 Season: 1952 Players (6)

T Lou Creekmur
DB Don Doll
RB Pat Harder
RB Bob Hoernschemeyer
QB Bobby Layne
DB Bob Smith

1954 Season: 1953 Players (7)

G Les Bingaman
DB Jack Christiansen
T Lou Creekmur
DB Yale Lary
QB Bobby Layne
G Dick Stanfel
RB Doak Walker

1955 Season: 1954 Players (8)

DB Jack Christiansen
T Lou Creekmur
DB Jim David
LB Joe Schmidt
G Dick Stanfel
DB Bill Stits
C LaVern Torgeson
RB Doak Walker

1956 Season: 1955 Players (5)

DB Jack Christiansen
T Lou Creekmur
DB Jim David
LB Joe Schmidt
RB Doak Walker

1957 Season: 1956 Players (7)

T Charley Ane
DB Jack Christiansen
T Lou Creekmur
DB Jim David
DB Yale Lary
QB Bobby Layne
LB Joe Schmidt

1958 Season: 1957 Players (7)

DB Jack Christiansen
T Lou Creekmur

DB Jim David
DB Yale Lary
T Darris McCord
LB Joe Schmidt
G Harley Sewell

1959 Season: 1958 Players (5)

T Charley Ane
DB Jim David
DB Yale Lary
LB Joe Schmidt
G Harley Sewell

1960 Season: 1959 Players (5)

DB Jim David
DT Alex Karras
DB Yale Lary
LB Joe Schmidt
G Harley Sewell

1961 Season: 1960 Players (7)

E Gail Cogdill
TE Jim Gibbons
DT Alex Karras
DB Dick Lane
DB Yale Lary
RB Nick Pietrosante
LB Joe Schmidt

1962 Season: 1961 Players (7)

E Jim Gibbons
DT Alex Karras
DB Dick Lane
DB Yale Lary
G/K Jim Martin
RB Nick Pietrosante
LB Joe Schmidt

1963 Season: 1962 Players (6)

DT Roger Brown
E Gail Cogdill
DB Dick Lane
DB Yale Lary
LB Joe Schmidt
G Harley Sewell

1964 Season: 1963 Players (6)

E Terry Barr
DT Roger Brown
E Gail Cogdill
G John Gordy
LB Joe Schmidt
LB Wayne Walker

1965 Season: 1964 Players (7)

E Terry Barr
DT Roger Brown
TE Jim Gibbons
G John Gordy
DB Yale Lary
DB Dick LeBeau
LB Wayne Walker

1966 Season: 1965 Players (6)

DT Roger Brown
G John Gordy

DT	Alex Karras		
DB	Dick LeBeau		
E	Pat Studstill		
LB	Wayne Walker		
1967	Season: 1966	Players (3)	
DT	Roger Brown		
DB	Dick LeBeau		
E	Pat Studstill		
1968	Season: 1967	Players (2)	
DB	Lem Barney		
RB	Mel Farr		
1969	Season: 1968	Players (2)	
DB	Lem Barney		
TE	Charlie Sanders		
1970	Season: 1969	Players (3)	
DB	Lem Barney		
C	Ed Flanagan		
TE	Charlie Sanders		
1971	Season: 1970	Players (4)	
RB	Mel Farr		
C	Ed Flanagan		
LB	Paul Naumoff		
TE	Charlie Sanders		
1972	Season: 1971	Players (5)	
C	Ed Flanagan		
QB	Greg Landry		
LB	Mike Lucci		
RB	Steve Owens		
TE	Charlie Sanders		
1973	Season: 1972	Players (2)	
DB	Lem Barney		
T	Rocky Freitas		
1974	Season: 1973	Players (2)	
DB	Lem Barney		
C	Ed Flanagan		
1975	Season: 1974	Players (2)	
DB	Dick Jauron		
TE	Charlie Sanders		
1976	Season: 1975	Players (2)	
DB	Lem Barney		
TE	Charlie Sanders		
1977	Season: 1976	Players (2)	
DB	Lem Barney		
TE	Charlie Sanders		
1978	Season: 1977	Players (2)	
TE	David Hill		
DT	Doug English		
1979	Season: 1978	Players (3)	
DE	Al Baker		
DT	Doug English		
TE	David Hill		
1980	Season: 1979	Players (1)	
TE	David Hill		
1981	Season: 1980	Players (3)	
E	Al Baker		
K	Ed Murray		
RB	Billy Sims		
1982	Season: 1981	Players (3)	
DT	Doug English		
RB	Billy Sims		
P	Tom Skladany		
1983	Season: 1982	Players (3)	
T	Keith Dorney		
T	Doug English		
RB	Billy Sims		
1984	Season: 1983	Players (1)	
T	Doug English		
1988	Season: 1987	Players (1)	
P	Jim Arnold		
1989	Season: 1988	Players (2)	
P	Jim Arnold		
LB	Michael Cofer		
1990	Season: 1989	Players (4)	
NT	Jerry Ball		
K	Ed Murray		
RB	Barry Sanders		
LB	Chris Spielman		
1991	Season: 1990	Players (5)	
NT	Jerry Ball		
T	Lomas Brown		
KR	Mel Gray		
RB	Barry Sanders		
LB	Chris Spielman		
1992	Season: 1991	Players (6)	
NT	Jerry Ball		
S	Bennie Blades		
T	Lomas Brown		
KR	Mel Gray		
RB	Barry Sanders		
LB	Chris Spielman		
1993	Season: 1992	Players (3)	
T	Lomas Brown		
KR	Mel Gray		
RB	Barry Sanders		
1994	Season: 1993	Players (3)	
T	Lomas Brown		
RB	Barry Sanders		
LB	Pat Swilling		
1995	Season: 1994	Players (5)	
T	Lomas Brown		
KR	Mel Gray		
WR	Herman Moore		
RB	Barry Sanders		
LB	Chris Spielman		
1996	Season: 1995	Players (4)	
T	Lomas Brown		
C	Kevin Glover		
WR	Herman Moore		
RB	Barry Sanders		
1997	Season: 1996	Players (3)	
C	Kevin Glover		
WR	Herman Moore		
RB	Barry Sanders		

1998	Season: 1997	Players (5)
C	Kevin Glover	
K	Jason Hanson	
WR	Herman Moore	
DE	Robert Porcher	
RB	Barry Sanders	
1999	Season: 1998	Players (1)
RB	Barry Sanders	
2000	Season: 1999	Players (5)
LB	Stephen Boyd	
DT	Luther Elliss	
K	Jason Hanson	
DE	Robert Porcher	
TE	David Sloan	
2001	Season: 2000	Players (3)
LB	Stephen Boyd	
DT	Luther Elliss	
KR	Desmond Howard	
2002	Season: 2001	Players (1)
DE	Robert Porcher	
2004	Season: 2003	Players (1)
CB	Dré Bly	
2005	Season: 2004	Players (3)
CB	Dré Bly	
KR	Eddie Drummond	
DT	Shaun Rogers	
2006	Season: 2005	Players (1)
DT	Shaun Rogers	
2007	Season: 2006	Players (1)
WR	Roy Williams	
2011	Season: 2010	Players (2)
WR	Calvin Johnson	
DT	Ndamukong Suh	
2012	Season: 2011	Players (1)
WR	Calvin Johnson	
2013	Season: 2012	Players (3)
WR	Calvin Johnson	
LS	Don Muhlbach	
DT	Ndamukong Suh	
2014	Season: 2013	Players (2)
WR	Calvin Johnson	
DT	Ndamukong Suh	
2015	Season: 2014	Players (5)
WR	Calvin Johnson	
S	Glover Quin	
QB	Matthew Stafford	
DT	Ndamukong Suh	
WR	Golden Tate	
2016	Season: 2015	Players (2)
WR	Calvin Johnson	
DE	Ezekiel Ansah	
2017	Season: 2016	Players (1)
K	Matt Prater	

ALL-TIME PRO BOWL SELECTIONS

Player	Pos	No	Years
Ane, Charles	T	2	1957, 59
Ansah, Ezekiel	DE	1	2016
Arnold, Jim	P	2	1988-89
Baker, Al	DE	3	1979-81
Ball, Jerry	NT	3	1990-91, 92*
Barney, Lem	DB	7	1968-70, 73-74, 76-77
Barr, Terry	WR	2	1964-65
Bingaman, Les	G	2	1952-54
Blades, Bennie	S	1	1992
Bly, Dré	CB	2	2004-05
Box, Cloyce	E	2	1951, 53
Boyd, Stephen	LB	2	2000, 01*
Brown, Lomas	T	7	1991-97
Brown, Roger	DT	5	1963-67
Christiansen, Jack	S	5	1954-58
Creekmur, Lou	T	8	1951-58
Cofer, Michael	LB	1	1989
Cogdill, Gail	WR	3	1961, 63-64
David, Jim	DB	6	1955-60
Doll, Don	HB	3	1951-53
Dorney, Keith	T	1	1983
Drummond, Eddie	KR	1	2005
Elliss, Luther	DT	2	2000-01
English, Doug	DT	4	1979, 82-84
Farr, Mel	RB	2	1968, 71
Flanagan, Ed	C	4	1970-72, 74
Freitas, Rocky	T	1	1973*
Gibbons, Jim	TE	3	1961-62, 65
Glover, Kevin	C	3	1996-98
Goody, John	G	3	1964-66
Gray, Mel	KR	4	1991-92, 93*, 95
Hanson, Jason	K	2	1998, 00
Harder, Pat	FB	1	1953
Hill, David	TE	2	1979-80
Hoernschemeyer, Bob	HB	2	1952-53
Howard, Desmond	KR	1	2001
Jauron, Dick	KR	1	1975
Johnson, Calvin	WR	6	2011, 2012-16*
Karras, Alex	DT	4	1961-63, 66
Landry, Greg	QB	1	1972
Lane, Dick	DB	3	1961-63
Lary, Yale	S	9	1954, 57-63, 65
Layne, Bobby	QB	3	1952-54
LeBeau, Dick	DB	3	1965-67
Lucci, Mike	LB	1	1972
Martin, Jim	K	1	1962
McCord, Darris	T/E	1	1958
McGraw Thurman	T	1	1951
Moore, Herman	WR	4	1995-98
Muhlbach, Don	LS	1	2013
Murray, Eddie	K	2	1981, 90
Naumoff, Paul	LB	1	1971
Owens, Steve	RB	1	1972
Pietrosante, Nick	FB	2	1961-62

Porcher, Robert	DE	3	1998, 00, 02
Prater, Matt	K	1	2017
Quin, Glover	S	1	2015
Rogers, Shaun	DT	2	2005-06
Sanders, Barry	RB	10	1990-93, 94*, 95-98, 99*
Sanders, Charlie	TE	7	1969-72, 75-77
Schmidt, Joe	LB	10	1955-63, 64*
Sewell, Harley	G	4	1958-60, 63
Sims, Billy	RB	3	1981-83
Skladany, Tom	P	1	1982
Sloan, David	TE	1	2000
Smith, Bob	HB	1	1953
Speilman, Chris	LB	4	1990-92, 95
Stafford, Matthew	QB	1	2015
Stanfel, Dick	G	2	1954
Stits, Bill	HB	1	1955
Studstill, Pat	WR/P	2	1966-67
Suh, Ndamukong	DT	4	2011, 2013-14, 2015*
Swilling, Pat	LB	1	1994
Tate, Golden	WR	1	2015
Torgeson, LaVern	C/LB	1	1955
Walker, Doak	HB	5	1951-52, 54-56
Walker, Wayne	LB/K	3	1964-66
Williams, Roy	WR	1	2007

* Selected, Did Not Play

MOST PRO BOWL SELECTIONS

Rk	Player	Pos	No	Years
1t	Schmidt, Joe	LB	10	1955-63, 64*
1t	Sanders, Barry	RB	10	1990-93, 94*, 95-98, 99*
3	Lary, Yale	S	9	1954, 57-63, 65
4	Creekmur, Lou	T	8	1951-58
5t	Barney, Lem	DB	7	1968-70, 73-74, 76-77
5t	Sanders, Charlie	TE	7	1969-72, 75-77
5t	Brown, Lomas	T	7	1991-97

* Selected, Did Not Play

PRO BOWL HEAD COACHES

Coach	No	Years
Fontes, Wayne	1	1992
Wilson, George	1	1958

PRO BOWL OUTSTANDING PLAYER/MVP

Year	Player	Pos	Award
1953	Dolf, Don	S	Player of the Game
1965	Barr, Terry	E	Outstanding Lineman
1981	Murray, Eddie	K	Player of the Game
2015	Stafford, Matthew	QB	Offensive MVP

LIONS ALL-PROS

The Associated Press All-Pro Team (First Team) dates back to 1930. In 1951, the AP began designating the All-Pro Team by offense and defense. From 1930-50, positions selected included the following: End (E), Tackle (T), Guard (G), Center (C) and Back (B). This designation represented the offensive and defensive systems of the era as well as the commonality of two-way players. The first year the offensive backfield was separated by Quarterback, Fullback and Half (Running) Back was 1954. The first year the AP designated the defensive backfield by Safety (S) and Cornerback (B or CB in 1963) was 1955. Wide Receiver (WR), also known as Flanker (FL) from 1963-69, were first separated in 1963, having been previously combined as the End (E) position. Punter (P) and Placekicker (PK) were first honored in 1970 and Kick Returner (KR) in 1978.

1931

T George Christensen (Portsmouth)
B Dutch Clark (QB, Portsmouth)

1932

B Dutch Clark (QB, Portsmouth)
B Father Lumpkin (Portsmouth)

1933

B Glenn Presnell (Portsmouth)

1934

T George Christensen
B Dutch Clark (QB)

1935

B Dutch Clark (QB)
B Ernie Caddel

1936

G Ox Emerson
B Dutch Clark (QB)

1937

B Dutch Clark (QB)

1938

B Lloyd Cardwell

1940

G John Wiethe
B Byron "Whizzer" White

1944

B Frank Sinkwich

1945

G Bill Radovich
B Bob Westfall

1946

G Bill Radovich

1950

B Doak Walker (rookie)

1951

E Leon Hart
G Lou Creekmur

B
T
1952

E Cloyce Box
G Lou Creekmur
B Bobby Layne (QB)
T Thurman McGraw (DT)
B Jack Christiansen (CB)

1953

G Lou Creekmur
G Dick Stanfel
B Doak Walker
G Les Bingaman (DT)
B Jack Christiansen (CB)

1954

T Lou Creekmur
G Dick Stanfel
B Doak Walker
G Les Bingaman (DT)
LB Joe Schmidt
B Jack Christiansen (CB)

1955

LB Joe Schmidt
S Jack Christiansen

1956

T Lou Creekmur
QB Bobby Layne
LB Joe Schmidt
CB Jack Christiansen
S Yale Lary

1957

T Lou Creekmur
LB Joe Schmidt
CB Jack Christiansen

1958

LB Joe Schmidt
S Yale Lary

1959

LB Joe Schmidt

1960

DT Alex Karras

1961

DT Alex Karras
LB Joe Schmidt
B Dick "Night Train" Lane

1962

DT Roger Brown
CB Dick "Night Train" Lane
LB Joe Schmidt
S Yale Lary

1963

DT Roger Brown

1965

DT Alex Karras

1966

WR Pat Studstill

1968	
CB	Lem Barney
1969	
CB	Lem Barney
1970	
TE	Charlie Sanders
1971	
TE	Charlie Sanders
1978	
DE	Al Baker (rookie)
1980	
K	Eddie Murray (rookie)
1982	
DT	Doug English
1987	
P	Jim Arnold
1989	
RB	Barry Sanders (rookie)
1990	
RB	Barry Sanders
KR	Mel Gray
1991	
RB	Barry Sanders
KR	Mel Gray
DT	Jerry Ball
LB	Chris Spielman
1994	
RB	Barry Sanders
KR	Mel Gray
1995	
WR	Herman Moore
T	Lomas Brown
RB	Barry Sanders
1996	
WR	Herman Moore
1997	
WR	Herman Moore
RB	Barry Sanders
2004	
KR	Eddie Drummond
2010	
DT	Ndamukong Suh (rookie)
2011	
WR	Calvin Johnson
2012	
WR	Calvin Johnson
2013	
WR	Calvin Johnson
DT	Ndamukong Suh
2014	
DT	Ndamukong Suh

ALL-TIME AP ALL-PRO SELECTIONS

Player	Pos.	No.	Years
Arnold, Jim	P	1	1987
Baker, Al	DE	1	1978
Ball, Jerry	DT	1	1991
Barney, Lem	CB	2	1968-69
Bingaman, Les	DT	3	1951, 53-54
Box, Cloyce	E	1	1952
Brown, Lomas	T	1	1995
Brown, Roger	DT	2	1962-63
Caddel, Ernie	B	1	1935
Cardwell, Lloyd	B	1	1938
Christensen, George	T	2	1931, 34
Christiansen, Jack	CB, S	6	1952-57
Clark, Dutch	QB	6	1931-32, 34-37
Creekmur, Lou	G, T	6	1951-54, 56-57
Drummond, Eddie	KR	1	2004
Emerson, OX	G	1	1936
English, Doug	DT	1	1982
Gray, Mel	KR	3	1991-93
Hart, Leon	E	1	1951
Johnson, Calvin	WR	3	2011-13
Karras, Alex	DT	3	1960-61, 65
Lane, Dick "Night Train"	CB	2	1961-62
Lary, Yale	S	3	1956, 58, 62
Layne, Bobby	QB	2	1952, 56
Lumpkin, Father	B	1	1932
McGraw, Thurman	DT	1	1952
Moore, Herman	WR	3	1995-97
Murray, Eddie	K	1	1980
Presnell, Glenn	B	1	1933
Radovich, Bill	G	2	1954
Sanders, Barry	RB	6	1989-91, 94-95, 97
Sanders, Charlie	TE	2	1970-71
Schmidt, Joe	LB	8	1954-59, 61-62
Sinkwich, Frank	B	1	1944
Spielman, Chris	LB	1	1991
Stanfel, Dick	G	2	1953-54
Studstill, Pat	WR	1	1966
Suh, Ndamukong	DT	3	2010, 2013-14
Walker, Doak	RB	4	1950-51, 53-54
Westfall, Bob	B	1	1945
White, Byron "Whizzer"	B	1	1940
Wiethe, John	G	1	1940

MOST AP ALL-PRO SELECTIONS

Rk	Player	Pos.	No.	Years
1	Schmidt, Joe	LB	8	1954-59, 61-62
2t	Christiansen, Jack	CB, S	6	1952-57
2t	Clark, Dutch	QB	6	1931-32, 34-37
2t	Creekmur, Lou	G, T	6	1951-54, 56-57
2t	Sanders, Barry	RB	6	1989-91, 94-95, 97
6	Walker, Doak	RB	4	1950-51, 53-54
7t	Bingaman, Les	DT	3	1951, 53-54
7t	Gray, Mel	KR	3	1991-93
7t	Johnson, Calvin	WR	3	2011-13
7t	Karras, Alex	DT	3	1960-61, 65
7t	Lary, Yale	S	3	1956, 58, 62
7t	Moore, Herman	WR	3	1995-97
7t	Suh, Ndamukong	DT	3	2010, 2013-14
14t	Barney, Lem	CB	2	1968-69
14t	Brown, Roger	DT	2	1962-63
14t	Christensen, George	T	2	1931, 34
14t	Lane, Dick "Night Train"	CB	2	1961-62
14t	Layne, Bobby	QB	2	1952, 56
14t	Radovich, Bill	G	2	1954
14t	Sanders, Charlie	TE	2	1970-71
14t	Stanfel, Dick	G	2	1953-54
23t	Arnold, Jim	P	1	1987
23t	Baker, Al	DE	1	1978
23t	Ball, Jerry	DT	1	1991
23t	Box, Cloyce	E	1	1952
23t	Brown, Lomas	T	1	1995
23t	Caddel, Ernie	B	1	1935
23t	Cardwell, Lloyd	B	1	1938
23t	Drummond, Eddie	KR	1	2004
23t	Emerson, Ox	G	1	1936
23t	English, Doug	DT	1	1982
23t	Hart, Leon	E	1	1951
23t	Lumpkin, Father	B	1	1932
23t	McGraw, Thurman	DT	1	1952
23t	Murray, Eddie	K	1	1980
23t	Presnell, Glenn	B	1	1933
23t	Sinkwich, Frank	B	1	1944
23t	Spielman, Chris	LB	1	1991
23t	Studstill, Pat	WR	1	1966
23t	Westfall, Bob	B	1	1945
23t	White, Byron "Whizzer"	B	1	1940
23t	Wiethe, John	G	1	1940



DETROIT LIONS

DETROIT LIONS 2017 MEDIA GUIDE



RECORDS SECTION

LIONS RECORDS

Detroit Lions records date back to 1934 unless otherwise noted.

*NFL Record; MR: several players, most recent

RUSHING RECORDS

Rushing Yards, Career

Rk	Player	Att	Yds	Avg	TD	Years
1	Barry Sanders	3062	15269	5.0	99	1989-98
2	Billy Sims	1131	5106	4.5	42	1980-84
3	Dexter Bussey	1203	5105	4.2	18	1975-84
4	Altie Taylor	1165	4297	3.7	24	1969-76
5	Nick Pietrosante	938	3933	4.2	28	1959-65

Rushing Yards, Season

Rk	Player	Att	Yds	Avg	TD	Year
1	Barry Sanders	335	2053	6.1	11	1997
2	Barry Sanders	331	1883	5.7	7	1994
3	Barry Sanders	307	1553	5.1	11	1996
4	Barry Sanders	342	1548	4.5	16	1991
5	Barry Sanders	314	1500	4.8	11	1995

Rushing Yards, Game

Rk	Player	Yds	Opp	Date
1	Barry Sanders	237	TB	11/13/94
2	Barry Sanders	220	at Min	11/24/91
3	Barry Sanders	216	Ind	11/23/97
4	Barry Sanders	215	at TB	10/12/97
5	B. Hoernschemeyer	198	NYJ	11/23/50

Most Rushing Attempts, Career

Rk	Player	Att	Yds	Avg	TD	Years
1	Barry Sanders	3062	15269	5.0	99	1989-98
2	Dexter Bussey	1203	5105	4.2	18	1975-84
3	Altie Taylor	1165	4297	3.7	24	1969-76
4	Billy Sims	1131	5106	4.5	42	1980-84
5	James Jones	960	3452	3.6	23	1983-88

Most Rushing Attempts, Season

Rk	Player	Att	Yds	Avg	TD	Year
1	Barry Sanders	343	1491	4.3	4	1998
2	Barry Sanders	342	1548	4.5	16	1991
3	James Stewart	339	1184	3.5	10	2000
4	Barry Sanders	335	2053	6.1	11	1997
5	Barry Sanders	331	1883	5.7	7	1994

Most Rushing Attempts, Game

Rk	Player	Att	Opp	Date
1	Barry Sanders	40	at Dal	9/19/94
2	James Stewart	37	at NYJ	12/17/00
3t	Billy Sims	36	at GB	11/20/83
3t	James Jones	36	Mia	10/27/85
3t	James Jones	36	at Min	9/7/86

Most Rushing Touchdowns, Career

Rk	Player	Att	Yds	TD	Avg	Years
1	Barry Sanders	3062	15269	99	5.0	1989-98
2	Billy Sims	1131	5106	42	4.5	1980-84
3	Nick Pietrosante	938	3933	28	4.2	1959-65
4	Mel Farr	739	3072	26	4.2	1967-73
5t	Dutch Clark	469	2311	24	4.9	1934-38
5t	Altie Taylor	1165	4297	24	3.7	1969-76
5t	Kevin Jones	761	3067	24	4.0	2004-07

Most Rushing Touchdowns, Season

Rk	Player	Att	Yds	TD	Avg	Year
1	Barry Sanders	342	1548	16	4.5	1991
2	Barry Sanders	280	1470	14	5.3	1989
3t	Billy Sims	313	1303	13	4.2	1980
3t	Billy Sims	296	1437	13	4.9	1981
3t	Barry Sanders	255	1304	13	5.1	1990

Most Rushing Touchdowns, Game

Rk	Player	TD	Opp	Date
1	Barry Sanders	4	at Min	11/24/91
2t	Dutch Clark	3	Bkn	10/22/34
2t	Ernie Caddel	3	Pit	11/4/34
2t	Ernie Caddel	3	Phi	9/20/35
2t	Jim Ninowski	3	at LARm	10/30/60
2t	Greg Landry	3	at Chi	10/1/72
2t	Billy Sims	3	at LARm	9/7/80
2t	James Jones	3	GB	10/9/83
2t	Barry Sanders	3	at Atl	12/24/89
2t	Barry Sanders	3	TB	9/29/91
2t	Barry Sanders	3	Cle	10/8/95
2t	Tommy Vardell	3	Min	11/16/97
2t	Barry Sanders	3	Chi	11/27/97
2t	Barry Sanders	3	Cin	9/13/98
2t	James Stewart	3	at TB	10/19/00
2t	Mikel Leshoure	3	at Jac	11/4/12

(Includes all players with 3 rushing touchdowns in game)

Longest Rush

Rk	Player	Yds	Opp	Date
1	B. Hoernschemeyer	96t	NYJ	11/23/50
2	Jahvid Best	88t	Chi	10/10/11
3t	B. Hoernschemeyer	85t	GB	11/22/51
3t	Barry Sanders	85	at TB	10/2/94
5	Barry Sanders	84	Chi	10/23/94

RECEIVING RECORDS

Receptions, Career

Rk	Player	Rec	Yds	Avg	TD	Years
1	Calvin Johnson	731	11619	15.9	83	2007-15
2	Herman Moore	670	9174	13.7	62	1991-2001
3	Johnnie Morton	469	6499	13.9	21	1994-2001
4	Brett Perriman	428	5244	12.3	25	1991-96
5	Barry Sanders	352	2921	8.3	10	1989-98

Receptions, Season

Rk	Player	Rec	Yds	Avg	TD	Year
1	Herman Moore	123	1686	13.7	14	1995
2	Calvin Johnson	122	1964	16.1	5	2012
3	Brett Perriman	108	1488	13.8	9	1995
4	Herman Moore	106	1296	12.2	9	1996
5	Herman Moore	104	1293	12.4	8	1997

Receptions, Game

Rk	Player	Rec	Opp	Date
1t	Herman Moore	14	Chi	12/4/95
1t	Calvin Johnson	14	Dal	10/27/13
3	Calvin Johnson	13	Ind	12/2/12
4t	Cloyce Box	12	at Bal	12/3/50
4t	James Jones	12	at Cle	9/28/86

4t Brett Perriman	12	at Chi	11/19/95
4t Brett Perriman	12	Min	11/23/95
4t Herman Moore	12	at Min	9/1/96
4t Calvin Johnson	12	at Min	11/11/12

Receiving Yards, Career

Rk	Player	Rec	Yds	Avg	TD	Year
1	Calvin Johnson	731	11619	15.9	83	2007-15
2	Herman Moore	670	9174	13.7	61	1991-01
3	Johnnie Morton	469	6499	13.9	35	1994-01
4	Brett Perriman	428	5244	12.3	25	1991-96
5	Gail Cogdill	325	5221	16.1	28	1960-68

Receiving Yards, Season

Rk	Player	Rec	Yds	Avg	TD	Year
1	Calvin Johnson	122	1964	16.1	5	2012
2	Herman Moore	123	1686	13.7	14	1995
3	Calvin Johnson	96	1681	17.5	16	2011
4	Calvin Johnson	84	1492	17.8	12	2013
5	Brett Perriman	108	1488	13.8	9	1995

Receiving Yards, Game

Rk	Player	Yds	Opp	Date
1	Calvin Johnson	329	Dal	10/27/13
2	Cloyce Box	302	Bal	12/3/50
3	Richard Johnson	248	NO	12/3/89
4	Calvin Johnson	244	at GB	1/1/12
5	Calvin Johnson	225	Atl	12/22/12
6	Calvin Johnson	214	at Oak	12/18/11
7	Calvin Johnson	207	at Min	11/11/12
8	Marvin Jones Jr.	205	at GB	9/25/16
9	Roy Williams	204	at Phi	9/23/07

Receiving Touchdowns, Career

Rk	Player	Rec	Yds	Avg	TD	Years
1	Calvin Johnson	731	11619	15.9	83	2007-15
2	Herman Moore	670	9174	13.7	62	1991-01
3t	Johnnie Morton	469	6499	13.9	35	1994-01
3t	Terry Barr	227	3810	16.8	35	1957-65
3t	Leo. Thompson	277	4682	16.9	35	1975-86

Receiving Touchdowns, Season

Rk	Player	Rec	Yds	Avg	TD	Year
1	Calvin Johnson	96	1681	17.5	16	2011
2	Cloyce Box	42	924	22.0	15	1952
3	Herman Moore	123	1686	13.7	14	1995
4	Terry Barr	66	1086	16.5	13	1963
5t	Leon Hart	35	544	15.5	12	1951
5t	Calvin Johnson	78	1331	17.1	12	2008
5t	Calvin Johnson	77	1120	14.5	12	2010
5t	Calvin Johnson	84	1492	17.8	12	2013

Receiving Touchdowns, Game

Rk	Player	TD	Opp	Date
1	Cloyce Box	4	at Bal	12/3/50
2t	Dave Diehl	3	at Cle	11/26/44
2t	Doak Walker	3	GB	11/19/50
2t	Cloyce Box	3	NYJ	11/23/50
2t	Cloyce Box	3	GB	11/27/52
2t	Cloyce Box	3	Chi	12/7/52
2t	Cloyce Box	3	at DalT	12/13/52

2t Jim Doran	3	at SF	11/3/57
2t Howard Cassidy	3	Bal	10/11/59
2t Terry Barr	3	at SF	11/3/63
2t Billy Gambrell	3	at Atl	12/8/68
2t Leo. Thompson	3	Min	12/9/78
2t Leo. Thompson	3	Min	9/23/84
2t Leo. Thompson	3	NYJ	11/28/85
2t Herman Moore	3	GB	10/29/95
2t Roy Williams	3	Ari	11/13/05
2t Calvin Johnson	3	Was	10/31/10
2t Joseph Fauria	3	at Cle	10/13/13
2t Calvin Johnson	3	Phi	11/26/15

(Includes all players with 3 receiving touchdowns in game)

Longest Reception

Rk	Player	Yds	Opp	Date	Passer
1	Pat Studstill	99t*	at Bal	10/16/66	Karl Sweetan
2	Johnnie Morton	98t	at Chi	10/4/98	Charlie Batch
3	Cloyce Box	97t	GB	11/26/53	Bobby Layne
4	Calvin Johnson	96t	at Hou	10/19/08	Dan Orlovsky
5	Leonard Thompson	94t	Chi	10/19/81	Eric Hipple

PASSING RECORDS

Passing Yards, Career

Rk	Player	Att	Cmp	Yds	Pct	TD	Int	Rtg	Years
1	Matthew Stafford	4285	2634	30303	61.5	187	108	86.8	2009-
2	Bobby Layne	2193	1074	15710	49.0	118	142	63.7	1950-58
3	Scott Mitchell	1850	1049	12647	56.7	79	57	79.2	1994-98
4	Greg Landry	1747	957	12451	54.8	80	81	73.4	1968-78
5	Gary Danielson	1684	952	11885	56.5	69	71	74.7	1976-84

Passing Yards, Season

Rk	Player	Att	Cmp	Yds	Pct	TD	Int	Rtg	Year
1	Matthew Stafford	663	421	5038	63.5	41	16	97.2	2011
2	Matthew Stafford	727	435	4967	59.8	20	17	79.8	2012
3	Matthew Stafford	634	371	4650	58.5	29	19	84.2	2013
4	Scott Mitchell	583	346	4338	59.3	32	12	92.3	1995
5	Matthew Stafford	594	388	4327	65.3	24	10	93.3	2016

Passing Yards, Game

Rk	Player	Yds	Opp	Date
1	Matthew Stafford	520	at GB	1/1/12
2	Matthew Stafford	488	Dal	10/27/13
3	Jon Kitna	446	at Phi	9/23/07
4	Matthew Stafford	443	Atl	12/2/12
5	Matthew Stafford	441	Hou	11/22/12
6	Charlie Batch	436	at Ari	11/8/01
7	Matthew Stafford	422	Cle	11/11/09
8	Scott Mitchell	410	Min	11/23/95
9	Matthew Stafford	408	at NO	12/4/11

Passing Touchdowns, Career

Rk	Player	Att	Cmp	Yds	Pct	TD	Int	Rtg	Years
1	Matthew Stafford	4285	2634	30303	61.5	187	108	86.8	2009-
2	Bobby Layne	2193	1074	15710	49.0	118	142	63.7	1950-58
3	Greg Landry	1747	957	12451	54.8	80	81	73.4	1968-78
4	Scott Mitchell	1850	1049	12647	56.7	79	57	79.2	1994-98
5	Gary Danielson	1684	952	11885	56.5	69	71	74.7	1976-84

Passing Touchdowns, Season

Rk	Player	Att	Cmp	Yds	Pct	TD	Int	Rtg	Year
1	Matthew Stafford	663	421	5038	63.5	41	16	97.2	2011
2t	Scott Mitchell	583	346	4338	59.3	32	12	92.3	1995
2t	Matthew Stafford	592	398	4262	67.2	32	13	97.0	2015
4	Matthew Stafford	634	371	4650	58.5	29	19	84.2	2013
5	Bobby Layne	332	152	2403	45.8	26	23	67.6	1951

Passing Touchdowns, Game

Rk	Player	TD	Opp	Date
1t	Gary Danielson	5	Min	12/9/78
1t	Matthew Stafford	5	Cle	11/22/09
1t	Matthew Stafford	5	Car	11/20/11
1t	Matthew Stafford	5	at GB	1/1/12
1t	Matthew Stafford	5	Phi	11/26/15
5t	Frank Sinkwich	4	Chi	11/19/44
5t	Bobby Layne	4	at Chi	11/11/51
5t	Bobby Layne	4	GB	11/22/51
5t	Bobby Layne	4	Chi	12/7/52
5t	Tobin Rote	4	SF	11/3/57
5t	Milt Plum	4	SF	9/23/62
5t	Earl Morrall	4	at SF	11/3/63
5t	Greg Landry	4	GB	10/10/71
5t	Eric Hipple	4	Chi	10/19/81
5t	Gary Danielson	4	Min	9/23/84
5t	Eric Hipple	4	NJ	11/28/85
5t	Rodney Peete	4	Chi	12/16/90
5t	Scott Mitchell	4	Min	11/23/95
5t	Scott Mitchell	4	Chi	9/22/96
5t	Joey Harrington	4	Ari	9/7/03
5t	Jon Kitna	4	at Dal	12/31/06
5t	Matthew Stafford	4	Was	10/31/10
5t	Matthew Stafford	4	KC	9/18/11
5t	Matthew Stafford	4	at Oak	12/18/11
5t	Matthew Stafford	4	at Cle	10/13/13
5t	Matthew Stafford	4	Chi	10/18/15
5t	Matthew Stafford	4	LA	10/16/16

Passing Attempts, Career

Rk	Player	Att	Cmp	Yds	Pct	TD	Int	Rtg	Years
1	Matthew Stafford	4285	2634	30303	61.5	187	108	86.8	2009-
2	Bobby Layne	2193	1074	15710	49.0	118	142	63.7	1950-58
3	Scott Mitchell	1850	1049	12647	56.7	79	57	79.2	1994-98
4	Joey Harrington	1802	986	10242	54.7	60	62	68.1	2002-05
5	Greg Landry	1747	957	12451	54.8	80	81	73.4	1968-78

Passing Attempts, Season

Rk	Player	Att	Cmp	Yds	Pct	TD	Int	Rtg	Year
1	Matthew Stafford	727	435	4967	59.8	20	17	79.8	2012
2	Matthew Stafford	663	421	5038	63.5	41	16	97.2	2011
3	Matthew Stafford	634	371	4650	58.5	29	19	84.2	2013
4	Matthew Stafford	602	363	4257	60.3	22	12	85.7	2014
5	Jon Kitna	596	372	4208	62.4	21	22	79.9	2006

Passing Attempts, Game

Rk	Player	Att	Opp	Date
1	Matthew Stafford	63	at Chi	11/13/11
2	Charlie Batch	62	at Ari	11/8/01
3	Matthew Stafford	61	Hou	11/22/12
4	Matthew Stafford	59	at GB	1/1/12
5	Matthew Stafford	56	Atl	12/22/12

Passing Completions, Career

Rk	Player	Att	Cmp	Yds	Pct	TD	Int	Rtg	Years
1	Matthew Stafford	4285	2634	30303	61.5	187	108	86.8	2009-
2	Bobby Layne	2193	1074	15710	49.0	118	142	63.7	1950-58
3	Scott Mitchell	1850	1049	12647	56.7	79	57	79.2	1994-98
4	Joey Harrington	1802	986	10242	54.7	60	62	68.1	2002-05
5	Greg Landry	1747	957	12451	54.8	80	81	73.4	1968-78

Passing Completions, Season

Rk	Player	Att	Cmp	Yds	Pct	TD	Int	Rtg	Year
1	Matthew Stafford	727	435	4967	59.8	20	17	79.8	2012
2	Matthew Stafford	663	421	5038	63.5	41	16	97.2	2011
3	Matthew Stafford	592	398	4262	67.2	32	13	97.0	2015
4	Matthew Stafford	594	388	4327	65.3	24	10	93.3	2016
5	Jon Kitna	596	372	4208	62.4	21	22	79.9	2006

Passing Completions, Game

Rk	Player	Cmp	Opp	Date
1	Matthew Stafford	37	Atl	12/22/12
2t	Charlie Batch	36	at Ari	11/8/01
2t	Matthew Stafford	36	at GB	1/1/12
4t	Shaun Hill	34	at Buf	10/3/10
4t	Matthew Stafford	34	Sea	10/28/12
4t	Matthew Stafford	34	Chi	11/27/14

Consecutive Passing Completions, Game

Rk	Player	Cmp	Opp	Date
1	Matthew Stafford	13	at NO	12/4/16
2	Jon Kitna	12	at Ari	11/19/06
3t	Gary Danielson	11	GB	12/21/80
3t	Dave Krieg	11	Buf	11/24/94
3t	Charlie Batch	11	GB	10/15/98
3t	Joey Harrington	11	SD	12/7/03

Completion Percentage, Career (min. 500 att.)

Rk	Player	Att	Cmp	Yds	Pct	TD	Int	Rtg	Years
1	Jon Kitna	1277	795	9034	62.3	44	47	79.6	2006-08
2	Matthew Stafford	4285	2634	30303	61.5	187	108	86.8	2009-
3	Rodney Peete	1125	641	8164	57.0	38	49	72.9	1989-93
4	Scott Mitchell	1850	1049	12647	56.7	79	57	79.2	1994-98
5	Gary Danielson	1684	952	11885	56.5	69	71	74.7	1976-84

Completion Percentage, Season (min. 200 att.)

Rk	Player	Att	Cmp	Yds	Pct	TD	Int	Rtg	Year
1	Matthew Stafford	592	398	4262	67.20	32	13	97.0	2015
2	Matthew Stafford	594	388	4327	65.30	24	10	93.3	2016
3	Matthew Stafford	663	421	5038	63.50	41	16	97.2	2011
4	Jon Kitna	355	561	4068	63.28	18	20	80.9	2007
5	Eric Hipple	305	192	1919	62.95	9	11	75.6	1986

Completion Percentage, Game (Since 1950, min. 15 attempts)

Rk	Player	Pct	Att	Cmp	Opp	Date
1	Matthew Stafford	88.00	25	22	NO	12/21/15
2	Charlie Batch	84.21	19	16	GB	10/15/98
3	Jon Kitna	83.33	24	20	Chi	9/30/07
3t	Greg Landry	83.33	18	15	NE	10/10/76
3t	Ty Detmer	83.33	18	15	StL	10/8/01

Passing Interceptions, Career (fewest, min. 500 att.)

Rk	Player	Att	Cmp	Yds	Pct	TD	Int	Rtg	Years
1	Erik Kramer	509	281	3408	55.2	23	19	75.5	1991-93
2	Chuck Long	602	330	3743	54.8	19	28	64.8	1986-89,91,94
3	Jim Ninowski	530	251	3520	47.4	9	36	46.6	1960-61
4	Tobin Rote	596	256	3609	43.0	30	39	52.6	1957-59
5	Charlie Batch	1326	743	9016	56.0	49	40	76.9	1998-01

Passing Interceptions, Season (fewest, min. 200 att.)

Rk	Player	Att	Cmp	Yds	Pct	TD	Int	Rtg	Year
1	Dave Krieg	212	131	1629	61.8	14	3	101.7	1994
2	Charlie Batch	303	173	2178	57.1	11	6	83.5	1998
3t	Bill Munson	292	166	1874	56.8	8	7	75.3	1974
3t	Gus Frerotte	288	175	2117	60.8	9	7	83.6	1999
3t	Charlie Batch	270	151	1957	55.9	13	7	84.1	1999
3t	Greg Landry	240	135	1359	56.3	6	7	68.7	1977

Passing Interceptions, Career (most)

Rk	Player	Att	Cmp	Yds	Pct	TD	Int	Rtg	Years
1	Bobby Layne	2193	1074	15710	49.0	118	142	63.7	1950-58
2	Matthew Stafford	4285	2634	30303	61.5	187	108	86.8	2009-
3	Milt Plum	1315	671	8536	51.0	55	87	58.0	1962-67
4	Greg Landry	1747	957	12451	54.8	80	81	73.4	1968-78
5	Gary Danielson	1684	952	11885	56.5	69	71	74.7	1976-84

Passing Interceptions, Season (most)

Rk	Player	Att	Cmp	Yds	Pct	TD	Int	Rtg	Year
1t	Bobby Layne	332	152	2403	45.8	26	23	67.6	1951
1t	Jeff Komlo	368	183	2238	49.7	11	23	52.8	1979
3t	Joey Harrington	554	309	2880	55.8	17	22	63.9	2003
3t	Jon Kitna	596	372	4208	62.4	21	22	79.9	2006
5	Bobby Layne	273	125	2088	45.8	16	21	59.6	1953

Passing Interceptions, Game (most)

Rk	Player	Int	Opp	Date
1t	Frank Sinkwich	7	GB	10/24/43
1t	Ty Detmer	7	Cle	9/23/01
3t	Jim Ninowski	5	LaRm	10/30/60
3t	Gary Danielson	5	StL	12/3/78
3t	Eric Hipple	5	Min	9/25/83
3t	Joey Harrington	5	Chi	9/18/05
3t	Jon Kitna	5	SD	12/16/07
3t	Matthew Stafford	5	Sea	11/8/09

(Includes all players with 5 interceptions in game)

Passer Rating, Career (min. 500 att.)

Rk	Player	Att	Cmp	Yds	Pct	TD	Int	Rtg	Years
1	Matthew Stafford	4285	2634	30303	61.5	187	108	86.8	2009-
2	Jon Kitna	1277	795	9034	62.3	44	47	79.6	2006-08
3	Scott Mitchell	1850	1049	12647	56.7	79	57	79.2	1994-98
4	Charlie Batch	1326	743	9016	56.0	49	40	76.9	1998-2001
5	Earl Morrall	839	431	6280	51.4	52	41	76.4	1958-64

Passer Rating, Season (League qualifier 224 att., -14 att./16 gm)

Rk	Player	Att	Cmp	Yds	Pct	TD	Int	Rtg	Year
1	Matthew Stafford	663	421	5038	63.5	41	16	97.2	2011
2	Matthew Stafford	592	398	4262	67.2	32	13	97.0	2015
3	Matthew Stafford	594	388	4327	65.3	24	10	93.3	2016
4	Scott Mitchell	583	346	4338	59.3	32	12	92.3	1995
5	Greg Landry	291	168	2191	57.7	17	8	89.6	1976

Passer Rating, Game (since 1950, min. 15 attempts)

Rk	Player	Rtg	Opp	Date
1	Dave Krieg	158.3	Buf	11/24/94
2	Gus Frerotte	156.3	StL	11/7/99
3	Eric Hipple	155.2	Mia	10/27/85
4	Milt Plum	153.8	SF	9/23/62
5	Charlie Batch	149.6	GB	10/15/98

Longest Pass

Rk	Player	Yds	Opp	Date	Receiver
1	Karl Sweetan	99t*	at Bal	10/16/66	Pat Studstill
2	Charlie Batch	98t	at Chi	10/4/98	Johnnie Morton
3	Bobby Layne	97t	GB	11/26/53	Cloyce Box
4	Dan Orlovsky	96t	at Hou	10/19/08	Calvin Johnson
5	Eric Hipple	94t	Chi	10/19/81	Leonard Thompson

SCORING RECORDS

Ret-Touchdowns including Interceptions, Fumble Return, Punt Return, Kickoff Return, FG Block, FG Return and Punt Block.

Points, Career

Rk	Player	TD	Ru	Pa	Ret	PAT	FG	S	2pt	Pts	Years
1	Jason Hanson	0	0	0	0	665	495	0	0	2150	1992-2012
2	Eddie Murray	0	0	0	0	381	244	0	0	1113	1980-91
3	Barry Sanders	109	99	10	0	0	0	0	0	654	1989-98
4	Errol Mann	0	0	7	0	213	141	0	0	636	1969-76
5	Doak Walker	34	12	21	1	183	49	0	0	534	1950-55

Points, Season

Rk	Player	TD	Ru	Pa	Ret	PAT	FG	S	2pt	Pts	Years
1	Jason Hanson	0	0	0	0	38	32	0	0	134	2012
2	Jason Hanson	0	0	0	0	48	28	0	0	132	1995
3	Jason Hanson	0	0	0	0	28	34	0	0	130	1993
4	Doak Walker	11	5	6	0	38	8	0	0	128	1950
5	Jason Hanson	0	0	0	0	54	24	0	0	126	2011

Points, Game

Rk	Player	Pts	Opp	Date
1t	Doak Walker	24	at GB	11/19/50
1t	Cloyce Box	24	at Bal	12/3/50
1t	Barry Sanders	24	at Min	11/24/91
4t	Dutch Clark	21	Bkn	10/22/34
4t	Doak Walker	21	ChiB	9/26/54

Total Touchdowns, Career

Rk	Player	TD	Ru	Pa	Ret	PAT	FG	S	2pt	Pts	Years
1	Barry Sanders	109	99	10	0	0	0	0	0	654	1989-98
2	Calvin Johnson	84	1	83	0	0	0	0	2	508	2007-15
3	Herman Moore	62	0	62	0	0	0	0	2	376	1991-01
4	Billy Sims	47	42	5	0	0	0	0	0	282	1980-84
5	Leo Thompson	39	3	35	1	0	0	0	0	234	1975-86

Total Touchdowns, Season

Rk	Player	TD	Ru	Pa	Ret	PAT	FG	S	2pt	Pts	Year
1	Barry Sanders	17	16	1	0	0	0	0	0	102	1991
2t	Billy Sims	16	13	3	0	0	0	0	0	96	1980
2t	Barry Sanders	16	13	3	0	0	0	0	0	96	1990
2t	Calvin Johnson	16	0	16	0	0	0	0	0	96	2011
5t	Cloyce Box	15	0	15	0	0	0	0	0	90	1952
5t	Billy Sims	15	13	2	0	0	0	0	0	90	1981

Total Touchdowns, Game

Rk	Player	TD	Ru	Pa	Opp	Date
1t	Cloyce Box	4	0	4	at Bal	12/3/50
1t	Barry Sanders	4	4	0	at Min	11/24/91
3t	Dutch Clark	3	3	0	Bkn	10/22/34
3t	Ernie Caddel	3	3	0	Pit	11/4/34
3t	Ernie Caddel	3	3	0	Phi	9/20/35
3t	Dave Diehl	3	0	3	at Cle	11/26/44
3t	Elmer Hackney	3	1	2	Bos	12/3/44
3t	Doak Walker	3	0	3	GB	11/19/50

3t Cloyce Box	3	0	3	NY	11/23/50
3t Cloyce Box	3	0	3	GB	11/27/52
3t Cloyce Box	3	0	3	Chi	12/7/52
3t Cloyce Box	3	0	3	at DalT	12/13/52
3t Jim Doran	3	0	3	at SF	11/3/57
3t Gene Gedman	3	2	1	LaRm	10/12/58
3t Howard Cassidy	3	0	3	Bal	10/11/59
3t Jim Ninowski	3	0	3	at LaRm	10/30/60
3t Terry Barr	3	0	3	at SF	11/3/63
3t Mel Farr	3	2	1	at Chi	10/13/68
3t Billy Gambrell	3	0	3	at Atl	12/8/68
3t Greg Landry	3	3	0	at Chi	10/1/72
3t Leonard Thompson	3	0	3	Min	12/9/78
3t Billy Sims	3	3	0	at LaRm	9/7/80
3t James Jones	3	0	3	GB	10/9/83
3t Leonard Thompson	3	0	3	Min	9/23/84
3t Leonard Thompson	3	0	3	NVJ	11/28/85
3t Barry Sanders	3	0	3	at Atl	12/24/89
3t Barry Sanders	3	3	0	TB	9/29/91
3t Barry Sanders	3	3	0	Cle	10/8/95
3t Herman Moore	3	0	3	GB	10/29/95
3t Barry Sanders	3	2	1	at TB	10/12/97
3t Tommy Vardell	3	3	0	Min	11/16/97
3t Barry Sanders	3	3	0	Chi	11/27/97
3t Barry Sanders	3	3	0	Cin	9/12/98
3t Tommy Vardell	3	2	1	Chi	11/15/98
3t James Stewart	3	0	3	at TB	10/19/00
3t Roy Williams	3	0	3	Ari	11/13/05
3t Jahvid Best	3	2	1	Phi	9/19/10
3t Calvin Johnson	3	0	3	Was	10/31/10
3t Kevin Smith	3	2	1	Car	11/20/11
3t Mikel Leshoure	3	3	0	at Jac	11/4/12
3t Joseph Fauria	3	0	3	at Cle	10/13/13
3t Calvin Johnson	3	0	3	Phi	11/26/15

(Includes all players with 3 touchdowns in game)

Return Touchdowns, Career

Note: Return touchdowns include interceptions, punt returns, kick-off returns, field goal returns, fumble returns, blocked punt returns and blocked field goal returns

RkPlayer	Ret	Int	FR	PR	KR	FGR	FGB	PB	Years
1t Jack Christiansen	11	3	0	8	0	0	0	0	1951-58
1t Lem Barney	11	7	0	2	1	1	0	0	1967-77
3t Mel Gray	7	0	0	2	5	0	0	0	1989-94
4t Yale Lary	6	2	1	3	0	0	0	0	1952-53,56-64
4t Eddie Drummond	6	0	0	4	2	0	0	0	2002-06

Return Touchdowns, Season

RkPlayer	Ret	Int	FR	PR	KR	FGR	FGB	PB	Year
1t Jack Christiansen	4	0	0	4	0	0	0	0	1951
1t Eddie Drummond	4	0	0	2	2	0	0	0	2004
3t Lem Barney	3	3	0	0	0	0	0	0	1967
3t Lem Barney	3	2	0	1	0	0	0	0	1970
3t Levi Johnson	3	2	0	0	0	1	0	0	1974
3t Mel Gray	3	0	0	0	3	0	0	0	1994

Return Touchdowns, Game

RkPlayer	TD	PR	KR	Opp	Date
1t Eddie Drummond	2	2	0	at Jac	11/14/04
1t Jack Christiansen	2	2	0	LaRm	10/14/51
1t Jack Christiansen	2	2	0	GB	11/22/51

1t Eddie Payton	2	1	1	Min	12/17/77
1t Jeremy Ross	2	1	1	at Phi	12/8/13

(Includes all players with two return touchdowns in game)

KICKING RECORDS

Field Goals, Career

RkPlayer	FG	Att	Pct	PAT	Att	Pct	Years
1 Jason Hanson	495	601	82.4	665	673	98.8	1992-2012
2 Eddie Murray	244	325	75.1	381	386	98.7	1980-91
3 Errol Mann	141	214	65.9	213	222	95.9	1969-76
4 Matt Prater	74	86	86.0	88	93	94.6	2014-
5 Jim Martin	56	125	44.8	91	95	95.8	1951-61

Field Goals, Season

RkPlayer	FG	Att	Pct	PAT	Att	Pct	Year
1 Jason Hanson	34	43	79.1	28	28	100.0	1993
2 Jason Hanson	32	36	88.9	38	38	100.0	2012
3 Matt Prater	31	36	86.1	31	33	93.9	2016
4t Jason Hanson	29	33	87.9	27	29	93.1	1998
4t Jason Hanson	29	33	87.9	30	30	100.0	2006
4t Jason Hanson	29	35	82.9	35	36	97.2	2007

Most Field Goals, Game

RkPlayer	FG	Opp	Date
1t Garo Yepremian	6	Min	11/13/66
1t Jason Hanson	6	Min	10/17/99
3t Eddie Murray	5	GB	9/14/80
3t Jason Hanson	5	Was	9/10/00
3t Jason Hanson	5	GB	11/27/03
3t Matt Prater	5	at NO	12/4/16

Consecutive Field Goals

RkPlayer	FG	Start	End
1 Jason Hanson	24	9/7/97 TB	11/14/97 Min
2 Jason Hanson	22	10/3/10 at GB	10/16/11 SF
3 Jason Hanson	20	11/16/08 at Car	10/11/09 Pit
4t Eddie Murray	19	11/13/88 TB	11/12/89 GB
4t Matt Prater	19	10/30/16 at Hou	12/18/16 at NYG

Field Goal Percentage, Career (min. 50 att.)

RkPlayer	FG	Att	Pct	PAT	Att	Pct	Years
1 Matt Prater	74	86	86.04	88	93	94.6	2014-
2 Jason Hanson	495	601	82.36	665	673	98.8	1992-2012
3 Eddie Murray	244	325	75.08	381	386	98.7	1980-91
4 Benny Ricardo	40	60	66.67	76	80	95.0	1976-79
5 Errol Mann	141	214	65.89	213	222	95.9	1969-76
6 Doak Walker	49	87	56.32	183	191	95.8	1950-55
7 Jim Martin	56	125	44.80	91	95	95.8	1951-61
8 Wayne Walker	53	131	40.46	172	175	98.3	1958-72

(Includes all players with 50 field goal attempts in career)

Field Goal Percentage, Season (min. 20 att.)

RkPlayer	FG	Att	Pct	PAT	Att	Pct	Year
1 Jason Hanson	22	23	95.65	26	27	96.3	2003
2 Jason Hanson	21	22	95.45	25	26	96.2	2008
3t Eddie Murray	20	21	95.24	36	36	100.0	1989
3t Eddie Murray	20	21	95.24	22	23	95.7	1988

Longest Field Goals

RkPlayer	Yds	Opp	Date
1 Matt Prater	59	at Chi	1/3/16
2 Matt Prater	58	at Min	11/6/16
3t Jason Hanson	56	Cle	10/8/95

3t	Jason Hanson	56	at Car	11/16/08
5t	Jason Hanson	55	Ind	11/23/97
5t	Dave Rayner	55	Min	1/2/11
7t	Glenn Presnell	54	at GB	10/7/34
7t	Eddie Murray	54	at Cin	12/11/83
7t	Eddie Murray	54	at SF	12/31/83#
7t	Jason Hanson	54	Was	9/10/00
7t	Jason Hanson	54	GB	11/22/01
7t	Jason Hanson	54	Oak	11/2/03
7t	Jason Hanson	54	at Hou	10/19/08
7t	Jason Hanson	54	at Hou	10/19/08
7t	Matt Prater	54	Chi	12/11/16
7t	Matt Prater	54	GB	1/1/17

50-Yard Field Goals, Career

Rk	Player	FG	FGA	Pct	Years
1	Jason Hanson	52*	93	55.9	1992-2012
2	Eddie Murray	16	34	47.1	1980-91
3	Matt Prater	15	18	83.3	2014-
4	Errol Mann	6	-	-	1969-76
5t	Jim Martin	3	-	-	1951-61
5t	David Akers	3	3	100.0	2013
7	Dave Rayner	2	2	100.0	2010
8t	Glenn Presnell	1	-	-	1934-36
8t	Alex Henery	1	2	50.0	2014

(Includes all players who have 1 50-yard field goal in career)

50-Yard Field Goals, Season

Rk	Player	FG	Att	Pct	Year
1	Jason Hanson	8*	8	100.0	2008
2	Matt Prater	7	7	100.0	2016
3t	Jason Hanson	5	7	71.4	2011
3t	Matt Prater	5	6	83.3	2015
5t	Jason Hanson	4	8	50.0	1999
5t	Jason Hanson	4	7	57.1	2001
5t	Jason Hanson	4	4	100.0	2003
5t	Jason Hanson	4	5	80.0	2011
9t	Errol Mann	3	6	50.0	1970
9t	Eddie Murray	3	4	75.0	1981
9t	Eddie Murray	3	4	75.0	1983
9t	Jason Hanson	3	7	42.9	1993
9t	Jason Hanson	3	5	60.0	1997
9t	Jason Hanson	3	6	50.0	2006
9t	Jason Hanson	3	4	75.0	2007
9t	Jason Hanson	3	4	75.0	2010
9t	David Akers	3	3	100.0	2013
9t	Matt Prater	3	5	60.0	2014

50-Yard Field Goals, Game

Rk	Player	FG	Opp	Date
1t	Jim Martin	2	Bal	10/23/60
1t	Jason Hanson	2	Ind	11/23/97
1t	Jason Hanson	2	Was	12/5/99
1t	Jason Hanson	2	at Hou	10/19/08
1t	Jason Hanson	2	at NYG	10/17/10
1t	Matt Prater	2	at Min	11/6/16

Field Goal Attempts, Career

Rk	Player	FG	Att	Pct	PAT	Att	Pct	Years
1	Jason Hanson	495	601	82.4	665	673	98.8	1992-2012
2	Eddie Murray	244	325	75.08	381	386	98.7	1980-91
3	Errol Mann	141	214	65.89	213	222	95.9	1969-76
4	Wayne Walker	53	131	40.46	172	175	98.3	1958-72
5	Jim Martin	56	125	44.80	91	95	95.8	1951-61

Field Goal Attempts, Season

Rk	Player	FG	Att	Pct	PAT	Att	Pct	Year
1	Jason Hanson	34	43	79.1	28	28	100.0	1993
2	Eddie Murray	27	42	64.3	35	36	97.2	1980
3t	Errol Mann	25	37	67.6	26	26	100.0	1969
3t	Errol Mann	22	37	59.5	37	37	100.0	1971
5t	Jason Hanson	32	36	88.9	38	38	100.0	2012
5t	Matt Prater	31	36	86.1	31	33	93.9	2016

Extra Points, Career

Rk	Player	FG	Att	Pct	PAT	Att	Pct	Years
1	Jason Hanson	495	601	82.4	665	673	98.8	1992-2012
2	Eddie Murray	244	325	75.08	381	386	98.7	1980-91
3	Errol Mann	141	214	65.89	213	222	95.9	1969-76
4	Doak Walker	49	87	56.32	183	191	95.8	1950-55
5	Wayne Walker	53	131	40.46	172	175	98.3	1958-72

Extra Points, Season

Rk	Player	FG	Att	Pct	PAT	Att	Pct	Year
1	Jason Hanson	24	29	82.8	54	54	100.0	2011
2	Jason Hanson	28	34	82.4	48	48	100.0	1995
3	Eddie Murray	25	35	71.4	46	46	100.0	1981
4t	Doak Walker	6	12	50.0	43	44	97.7	1951
4t	Doak Walker	11	17	64.7	43	43	100.0	1954

Extra Points, Game

Rk	Player	XP	Opp	Date
1t	Doak Walker	7	NYG	11/23/50
1t	Doak Walker	7	GB	11/22/51
1t	Jason Hanson	7	Chi	11/27/97
1t	Jason Hanson	7	Car	11/20/11
4t	Doak Walker	6	Bal	12/3/50
4t	Pat Harder	6	GB	10/26/52
4t	Pat Harder	6	Chi	12/7/52
4t	Doak Walker	6	Chi	9/26/54
4t	Doak Walker	6	SF	11/14/54
4t	Bobby Layne	6	Pit	12/9/56
4t	Gerry Perry	6	ChiC	12/6/59
4t	Jim Martin	6	StL	11/12/61
4t	Wayne Walker	6	Pit	9/16/62
4t	Wayne Walker	6	SF	9/23/62
4t	Milt Plum	6	SF	11/3/63
4t	Garo Yepremian	6	SF	10/29/67
4t	Benny Ricardo	6	Min	12/9/78
4t	Eddie Murray	6	Chi	10/19/81
4t	Eddie Murray	6	Min	12/12/81
4t	Eddie Murray	6	Pit	11/24/83
4t	Jason Hanson	6	Ari	9/7/03
4t	Jason Hanson	6	KC	9/18/11
4t	Jason Hanson	6	at Den	10/30/11

Extra Point Attempts, Career

Rk	Player	FG	Att	Pct	PAT	Att	Pct	Year
1	Jason Hanson	495	601	82.4	665	673	98.8	1992-2012
2	Eddie Murray	244	325	75.08	381	386	98.7	1980-91
3	Errol Mann	141	214	65.89	213	222	95.9	1969-76
4	Doak Walker	49	87	56.32	183	191	95.8	1950-55
5	Wayne Walker	53	131	40.46	172	175	98.3	1958-72

Extra Point Attempts, Season

Rk	Player	FG	Att	Pct	PAT	Att	Pct	Year
1	Jason Hanson	24	29	82.8	54	54	100.0	2011
2	Jason Hanson	28	34	82.4	48	48	100.0	1995
3	Eddie Murray	25	35	71.4	46	46	100.0	1981
4	Doak Walker	6	12	50.0	43	44	97.7	1951
5t	Doak Walker	11	17	64.7	43	43	100.0	1954
5t	David Akers	19	24	79.2	42	43	97.7	2013

INTERCEPTIONS RECORDS

Interceptions, Career

Rk	Player	Int	Yds	Avg	TD	Years
1	Dick LeBeau	62	762	12.3	3	1959-72
2	Lem Barney	56	1077	19.2	7	1967-77
3	Yale Lary	50	787	15.7	2	1952-53, 56-64
4	Jack Christiansen	46	717	15.6	3	1951-58
5	Jim David	36	259	7.2	0	1952-59

Interceptions, Season

Rk	Player	Int	Yds	Avg	TD	Year
1t	Don Doll	12	163	13.6	1	1950
1t	Jack Christiansen	12	238	19.8	1	1953
3	Don Doll	11	301	27.4	1	1949
4t	Jack Christiansen	10	137	13.7	1	1957
4t	Lem Barney	10	232	23.2	3	1967

Interceptions, Game

Rk	Player	Int	Date	Opp
1	Don Doll	4	at ChiC	10/23/49
2t	Mike Lucci	3	at Min	11/13/66
2t	Lem Barney	3	Min	12/17/67
2t	Lem Barney	3	Chi	9/22/68
2t	Mike Weger	3	Chi	9/22/68
2t	Mike Lucci	3	at Chi	11/21/71
2t	Dick Jauron	3	at Chi	11/18/73
2t	Bobby Watkins	3	GB	1/2/83
2t	Kurt Schulz	3	at Chi	9/24/00
2t	Don Doll	3	SF	10/8/50
2t	Don Doll	3	GB	11/19/50
2t	Jack Christiansen	3	Bal	11/7/53
2t	Jimmy David	3	at Bal	10/6/56
2t	Joe Schmidt	3	at LA	10/26/58
2t	Gary Lowe	3	Cle	1/7/61*
2t	Yale Lary	3	at GB	11/15/53
2t	Yale Lary	3	at LA	10/28/56

*Bert Bell Playoff (Runner-Up) Bowl

Interception Return Yards, Career

Rk	Player	Int	Yds	Avg	TD	Years
1	Lem Barney	56	1077	19.2	7	1967-77
2	Yale Lary	50	787	15.7	2	1952-53, 56-64
3	Dick LeBeau	62	762	12.3	3	1959-72
4	J. Robert Smith	29	719	24.8	3	1949-54
5	Jack Christiansen	46	717	15.6	3	1951-58

Interception Return Yards, Season

Rk	Player	Int	Yds	Avg	TD	Year
1	Don Doll	11	301	27.4	1	1949
2	Jack Christiansen	12	238	19.8	1	1953
3	Lem Barney	10	232	23.2	3	1967
4	Chris Houston	5	225	45.0	2	2011
5	J. Robert Smith	9	218	24.2	1	1949

Interception Return Yards, Game (Since 1960)

Rk	Player	Yds	Int	Opp	Date
1	Dick Jauron	167	3	Chi	11/18/73
2	Devon Mitchell	107	2	GB	12/4/88
3t	Bryant Westbrook	101	1	NE	11/23/00
3t	Louis Delmas	101	1	Ari	12/20/09
5	Chris Houston	100	1	at Den	10/30/11

Interceptions Return for Touchdowns, Career

Rk	Player	Int	Yds	Avg	TD	Years
1	Lem Barney	56	1077	19.2	7	1967-77
2	Mike Lucci	21	308	14.7	4	1965-73
4t	Bob Smith	29	719	24.8	3	1965-66
4t	Jack Christiansen	46	717	15.6	3	1951-58
4t	Dick LeBeau	62	762	12.3	3	1959-72
4t	Larry Hand	5	110	22.0	3	1964-77
4t	Levi Johnson	21	549	26.1	3	1973-77
4t	Bryant Westbrook	12	239	19.9	3	1997-2001

Interceptions Return for Touchdowns, Season

Rk	Player	Int	Yds	Avg	TD	Year
1	Lem Barney	10	232	23.2	3	1967
2t	Wayne Rasmussen	5	122	24.4	2	1965
2t	Larry Hand	2	6	3.0	2	1967
2t	Lem Barney	7	168	24.0	2	1970
2t	Mike Lucci	5	74	14.8	2	1971
2t	Levi Johnson	5	139	27.8	2	1974
2t	Reggie Brown	2	83	41.5	2	1997
2t	Chris Houston	5	225	45.0	2	2011

(Includes all players with interception return for a touchdown in season)

Longest Interception Return

Rk	Player	Yds	Opp	Date
1	Bob Smith	102t	ChiB	11/24/49
2t	Bryant Westbrook	101t	NE	11/23/00
2t	Louis Delmas	101t	Ari	12/20/09
4	Chris Houston	100t	at Den	10/30/11
5	Bennie Blades	98t	at TB	9/29/96
6	Vern Huffman	97t	Brk	10/17/37
7	Ray Crockett	96t	Dal	10/27/91
8t	Dick Jauron	95t	at Chi	11/18/73
8t	Don Doll	95t	at Pit	10/8/49
10	Del Ritchhart	94t	NYG	11/15/36
11	Jack Christiansen	92t	LARm	11/1/53
12t	Devon Mitchell	90t	GB	12/4/88
12t	Bob Smith	90	at Pit	11/9/52

(Includes all players with 90-yard interceptions returns)

PUNTING RECORDS

Punts, Career

Rk	Player	Pnt	Yds	Avg	Years
1	Nick Harris	694	29857	43.0	2003-10, 2012
2	Jim Arnold	536	22893	42.7	1986-93
3t	Yale Lary	503	22279	44.3	1952-53, 56-64
3t	John Jett	503	21494	42.7	1997-03
5	Herman Weaver	436	17715	40.6	1970-76

Most Punts, Season

Rk	Player	Pnt	Yds	Avg	Year
1	Jim Arnold	97	4110	42.4	1988
2t	Wilbur Summers	93	3420	36.8	1977
2t	John Jett	93	4044	43.5	2000
4	Nick Harris	92	3765	40.9	2004
5	John Jett	91	3838	42.2	2002

Most Punts, Game

Rk	Player	Pnt	Opp	Date
1	Wilbur Summers	12	at SF	10/23/77
2	John Jett	11	at Car	9/15/02
3t	George Grimes	10	at ChiB	10/17/48
3t	Jerry DePoyster	10	at LA	11/3/68
3t	Lem Barney	10	Min	11/27/69
3t	Herman Weaver	10	Was	10/17/76
3t	Mike Black	10	LARd	12/10/84
3t	Jim Arnold	10	at GB	12/15/91
3t	Mark Royals	10	TB	9/8/96
3t	John Jett	10	at Chi	9/24/00
3t	John Jett	10	Atl	11/12/00

Gross Punting Average, Career (Min. 70 punts)

Rk	Player	Pnt	Yds	Avg	Years
1	Sam Martin	282	13226	46.90	2013-
2	Yale Lary	503	22279	44.29	1952-53, 56-64
3	Nick Harris	694	29857	43.02	2003-10, 2012
4	Mark Royals	126	5413	42.96	1995-96
5	John Jett	503	21494	42.73	1997-2003

Gross Punting Average, Season (Min. 30 punts)

Rk	Player	Pnt	Yds	Avg	Year
1	Yale Lary	35	1713	48.94	1963
2	Sam Martin	62	3010	48.50	2016
3	Yale Lary	52	2519	48.44	1961
4	Sam Martin	72	3399	47.21	2013
5	Yale Lary	45	2121	47.13	1959

Gross Punting Average, Game (Since 1960, Min.: 4 punts)

Rk	Player	Avg	Opp	Date
1	Sam Martin	58.80	at Ind	9/11/16
2	Yale Lary	57.25	SF	10/6/63
3	Sam Martin	55.30	Chi	10/18/15
4	Yale Lary	53.60	Dal	10/13/63
5	Sam Martin	53.20	Den	9/27/15

Net Punting Average, Career (Since 1976, Min.: 50 punts)

Rk	Player	Pnt	Yds	Avg	Net	In	TB	Years
1	Sam Martin	282	13226	46.90	41.60	99	21	2013-
2	Nick Harris	694	29857	43.02	36.42	210	48	2003-10, 2012
3	Jim Arnold	536	22893	42.71	36.01	124	53	1986-93
4	John Jett	503	21494	42.73	36.08	154	50	1997-03
5	Tom Skladany	268	11363	42.40	35.94	64	23	1978-82

Net Punting Average, Season (Since 1976 Min.: 30)

Rk	Player	Pnt	Yds	Avg	Net	TB	In	Year
1	Sam Martin	62	3010	48.5	44.20	3	23	2016
2	Sam Martin	80	3679	46.0	42.00	3	25	2015
3	Sam Martin	72	3399	47.2	40.40	10	22	2013
4	Sam Martin	68	3138	46.1	40.10	5	29	2014
5	Jim Arnold	46	2007	43.6	39.63	4	17	1987

Punts Inside-the-20, Career (Since 1976)

Rk	Player	Pnt	Yds	Avg	Net	In	TB	Years
1	Nick Harris	694	29857	43.00	36.42	210	48	2003-10, 2012
2	John Jett	503	21494	42.73	36.08	154	50	1997-03
3	Jim Arnold	536	22893	42.71	36.01	124	53	1986-93
4	Sam Martin	282	13226	46.90	41.60	99	21	2013-
5	Tom Skladany	268	11363	42.40	35.94	64	23	1978-82

Punts Inside-the-20, Season (Since 1976)

Rk	Player	Pnt	Yds	Avg	Net	TB	In	Year
1	Nick Harris	84	3656	43.52	36.86	2	34	2005
2	John Jett	93	4044	43.48	35.55	12	33	2000
3	Nick Harris	92	3765	40.92	34.61	7	32	2004
4t	John Jett	91	3838	42.18	38.01	7	29	2002
4t	Sam Martin	68	3138	46.10	40.1	5	29	2014

Longest Punts

Rk	Player	Yds	Opp	Date
1	Bill Shepherd	85	NYG	11/15/36
2	Bill DeCorrevont	81	at Was	10/6/46
3	Pat Studstill	78	GB	10/8/67
4	Bob Smith	75	NVY	10/8/51
5t	Yale Lary	74	at SF	9/13/64
5t	Tom Skladany	74	Oak	9/27/81

PUNT RETURN RECORDS

Punt Returns, Career

Rk	Player	PR	Yds	Avg	TD	Years
1t	Pete Mandley	143	1360	9.5	2	1984-88
1t	Lem Barney	143	1312	9.2	2	1967-77
3	Mel Gray	132	1427	10.8	2	1989-94
4	Yale Lary	126	758	6.0	3	1952-53, 56-64
5	Robbie Martin	118	1118	9.5	2	1981-84

Most Punt Returns, Season

Rk	Player	PR	Yds	Avg	TD	Year
1	Robbie Martin	52	450	8.7	1	1981
2	Glyn Milburn	47	433	9.2	0	1997
3	Pete Mandley	43	420	9.8	1	1986
4	Pete Mandley	38	403	10.6	1	1985
5	Pete Mandley	37	287	7.8	0	1988

Punt Returns, Game (Since 1948)

Rk	Player	PR	Opp	Date
1t	Eddie Payton	8	TB	11/20/77
1t	Ray Williams	8	TB	12/14/80
1t	Terry Fair	8	Phi	11/8/98
4t	Ken Jenkins	7	GB	11/20/83
4t	Robbie Martin	7	Min	10/21/84
4t	Walter Stanley	7	NO	12/3/89

Punt Return Yards, Career

Rk	Player	PR	Yds	Avg	TD	Years
1	Mel Gray	132	1427	10.8	2	1989-94
2	Pete Mandley	143	1360	9.5	2	1984-88

3	Lem Barney	143	1312	9.2	2	1967-77
4	Robbie Martin	118	1118	9.5	2	1981-84
5	Jack Christiansen	85	1084	12.8	8	1951-58

Most Punt Return Yards, Season

Rk	Player	PR	Yds	Avg	TD	Year
1	Walter Stanley	36	496	13.8	0	1989
2t	Pat Studstill	29	457	15.8	0	1962
2t	Desmond Howard	31	457	14.7	1	2000
4	Robbie Martin	52	450	8.7	1	1981
5	Glyn Milburn	47	433	9.2	0	1997

Punt Return Yards, Game (Since 1948)

Rk	Player	Yds	Opp	Date
1	Eddie Drummond	199	at Jac	11/14/04
2	Tom Watkins	184	SF	10/6/63
3	Jack Christiansen	175	GB	11/22/51
4	Robbie Martin	140	Pit	11/24/83
5	Jack Christiansen	126	LaRm	10/14/51

Punt Return Average, Career (Min. 40 returns)

Rk	Player	PR	Yds	Avg	TD	Years
1	Jack Christiansen	85	1084	12.75	8	1951-58
3	Pat Studstill	59	716	12.14	0	1961-67
2	Desmond Howard	68	821	12.07	2	1999-02
4	Mel Gray	132	1427	10.81	2	1989-94
5	Tom Watkins	86	928	10.79	3	1962-67

Punt Return Average, Season (Min. 20 returns)

Rk	Player	PR	Yds	Avg	TD	Year
1	Pat Studstill	29	457	15.76	0	1962
2	Mel Gray	25	385	15.40	1	1991
3	Desmond Howard	31	457	14.74	1	2000
4	Reggie Swinton	23	318	13.83	1	2003
5	Walter Stanley	36	496	13.78	0	1989

Punt Return Average, Game (Since 1960, Min. 3 punt returns)

Rk	Player	PR	Yds	Avg	Opp	Date
1	Tom Watkins	5	184	36.80	SF	10/6/63
2	Eddie Payton	3	105	35.00	Min	12/17/77
3	Dick Jauron	3	103	34.33	Chi	11/24/74
4	Eddie Drummond	6	199	33.17	at Jac	11/14/04
5	Desmond Howard	4	119	29.75	at NO	9/3/00

Punt Returns for Touchdowns, Career

Rk	Player	PR	Yds	Avg	TD	Years
1	Jack Christiansen	85	1084	12.8	8	1951-58
2	Eddie Drummond	108	1058	9.8	4	2002-06
3t	Tom Watkins	86	928	10.8	3	1962-67
3t	Yale Lary	126	758	6.0	3	1952-53, 56-64
5t	Bill Dudley	30	448	14.9	2	1947-49
5t	Lem Barney	143	1312	9.2	2	1967-77
5t	Robbie Martin	118	1118	9.5	2	1981-84
5t	Pete Mandley	143	1360	9.5	2	1984-88
5t	Mel Gray	132	1427	10.8	2	1989-94
5t	Desmond Howard	68	821	12.1	2	1999-02
5t	Andre Roberts	20	246	12.3	2	2016-

Punt Returns for Touchdowns, Season

Rk	Player	PR	Yds	Avg	TD	Year
1	Jack Christiansen	18	343	19.1	4	1951
2t	Jack Christiansen	15	322	21.5	2	1952
2t	Tom Watkins	16	238	14.9	2	1964
2t	Eddie Drummond	24	316	13.2	2	2004
2t	Andre Roberts	20	246	12.3	2	2016

Punt Return for Touchdowns, Game

Rk	Player	TD	Opp	Date
1t	Jack Christiansen	2	LaRm	10/14/51
1t	Jack Christiansen	2	GB	11/22/51
1t	Eddie Drummond	2	at Jac	11/14/04

Longest Punt Returns

Rk	Player	Yds	Opp	Date
1	Desmond Howard	95t	at NO	9/3/00
2	Tom Watkins	90t	SF	10/6/63
3t	Jack Christiansen	89t	GB	11/22/51
3t	Reggie Swinton	89t	at Car	12/21/03
5	Eddie Payton	87t	Min	12/17/77
6	Andre Roberts	85t	at Chi	10/2/16
7	Bill Dudley	84t	at ChiB	10/19/47
8	Eddie Drummond	83t	at Jac	11/14/04
9	Chuck DeShane	81t	Bos	11/4/45
10t	Pete Mandley	81t	AtI	12/21/86
10t	Robbie Martin	81t	Pit	11/24/83
12	Desmond Howard	80	at Ind	10/29/00

(Includes all players with 80-yard punt returns)

KICKOFF RETURN RECORDS

Kickoff Returns, Career

Rk	Player	KR	Yds	Avg	TD	Years
1	Mel Gray	216	5478	25.4	5	1989-94
2	Eddie Drummond	213	5026	23.6	2	2002-06
3	Desmond Howard	155	3723	24.0	0	1999-02
4	Alvin Hall	128	2819	22.0	1	1981-85, 87
5	Glyn Milburn	119	2942	24.7	0	1996-97

Most Kickoff Returns, Season

Rk	Player	KR	Yds	Avg	TD	Year
1	Glyn Milburn	64	1627	25.4	0	1996
2	Eddie Drummond	62	1349	21.8	0	2006
3t	Desmond Howard	57	1401	24.6	0	2000
3t	Desmond Howard	57	1446	25.4	0	2001
5	Glyn Milburn	55	1315	23.9	0	1997

Kickoff Returns, Game

Rk	Player	KR	Opp	Date
1	Avelon Cason	9	at SD	12/16/07
2t	Mel Gray	8	Dal	11/8/92
2t	Desmond Howard	8	at Pit	12/23/01
2t	Derrick Williams	8	Sea	11/8/09

Kickoff Return Yards, Career

Rk	Player	KR	Yds	Avg	TD	Years
1	Mel Gray	216	5478	25.4	5	1989-94
2	Eddie Drummond	213	5026	23.6	2	2002-06
3	Desmond Howard	155	3723	24.0	0	1999-02
4	Glyn Milburn	119	2942	24.7	0	1996-97
5	Alvin Hall	128	2819	22.0	1	1981-85, 87

Kickoff Return Yards, Season

Rk	Player	KR	Yds	Avg	TD	Year
1	Glyn Milburn	64	1627	25.4	0	1996
2	Stefan Logan	73	1448	26.8	1	2010-12
3	Desmond Howard	57	1446	25.4	0	2001
4	Terry Fair	51	1428	28.0	2	1998
5	Desmond Howard	57	1401	24.6	0	2000

Kickoff Return Yards, Game

Rk	Player	Yds	Opp	Date
1	Wally Triplett	294	at LaRm	10/29/50
2	Terry Fair	244	at GB	9/6/98
3	Desmond Howard	229	Cin	10/28/01
4	Desmond Howard	218	TB	9/17/00
5	Eddie Drummond	210	at StL	10/1/06

Kickoff Return Average, Career (Min. 50 returns)

Rk	Player	KR	Yds	Avg	TD	Years
1	Stefan Logan	91	2362	26.00	1	2010-12
2	Tom Vaughn	62	1595	25.73	0	1965-71
3	Pat St dstill	75	1924	25.65	1	1961-67
4	Lem Barney	50	1274	25.48	1	1967-77
5	Mel Gray	216	5478	25.36	5	1989-94

Kickoff Return Average, Season (Min. 20 returns)

Rk	Player	KR	Yds	Avg	TD	Year
1	Ameer Abdullah	37	1077	29.10	0	2015
2	Mel Gray	45	1276	28.36	3	1994
3	Terry Fair	51	1428	28.00	2	1998
4	Stefan Logan	54	1448	26.81	1	2010
5	Lem Barney	25	670	26.80	1	1968

Kickoff Return Average, Game (Min. 3 kickoff returns)

Rk	Player	Avg	Opp	Date
1	Wally Triplett	73.50	at LaRm	10/29/50
2	Desmond Howard	45.80	Cin	10/28/01
3	Mel Gray	43.50	Chi	10/23/94
4t	Mel Gray	43.00	Min	12/17/94
4t	Jeremy Ross	43.00	at Phi	12/8/13

Kickoff Returns for Touchdowns, Career

Rk	Player	KR	Yds	Avg	TD	Years
1	Mel Gray	216	5478	25.36	5	1989-94
2t	Bobby Williams	46	1219	26.50	2	1968-71
2t	Ron Jessie	47	1237	26.32	2	1971-74
2t	Terry Fair	101	2516	24.91	2	1998-01
2t	Eddie Drummond	213	5026	23.60	2	2002-06

Most Kickoff Returns for Touchdowns, Season

Rk	Player	KR	Yds	Avg	TD	Year
1	Mel Gray	45	1276	28.4	3	1994
2t	Ron Jessie	16	470	29.4	2	1971
2t	Terry Fair	51	1428	28.0	2	1998
2t	Eddie Drummond	41	1092	26.6	2	2004

Kickoff Returns for Touchdowns, Game

Rk	Player	TD	Opp	Date
1t	Bill Jefferson	1	ChiB	11/23/41
1t	Ned Mathews	1	Phi/Pit	11/21/43
1t	Art Van Tone	1	ChiB	11/19/44
1t	Wally Triplett	1	at LARm	10/29/50
1t	Bill Bowman	1	Chi	9/26/54
1t	Terry Barr	1	at LA	10/26/58

1t	Pat Studstill	1	Chi	10/8/61
1t	Lem Barney	1	at LARm	11/3/68
1t	Bobby Williams	1	Atl	11/9/69
1t	Bobby Williams	1	Min	11/15/70
1t	Ron Jessie	1	Atl	10/3/71
1t	Ron Jessie	1	Chi	10/24/71
1t	Eddie Payton	1	Min	12/17/77
1t	Ray Williams	1	TB	12/14/80
1t	Alvin Hall	1	GB	12/12/82
1t	Mel Gray	1	TB	9/27/92
1t	Mel Gray	1	Sea	10/17/93
1t	Mel Gray	1	Chi	10/23/94
1t	Mel Gray	1	GB	11/6/94
1t	Mel Gray	1	Min	12/17/94
1t	Johnnie Morton	1	at Mia	12/25/94
1t	Terry Fair	1	at GB	9/6/98
1t	Terry Fair	1	TB	9/28/98
1t	Reggie Swinton	1	at Chi	10/26/03
1t	Eddie Drummond	1	Hou	9/19/04
1t	Eddie Drummond	1	at Min	11/21/04
1t	Casey FitzSimmons	1	Chi	9/30/07
1t	Stefan Logan	1	StL	10/10/10
1t	Jeremy Ross	1	at Phi	12/8/13

(Includes all players with 1 kickoff return for touchdowns in game)

Longest Kickoff Returns

Rk	Player	Yds	Opp	Date
1t	Terry Fair	105t	TB	9/28/98
1t	Stefan Logan	105t	StL	10/10/10
3t	Terry Barr (92) &	104t	at LA	10/26/58
3t	Gene Gedman (12)			
3t	Ameer Abdullah	104	at GB	11/15/15
6t	Ron Jessie	102t	Chi	10/24/71
6t	Mel Gray	102t	Chi	10/23/94

FUMBLE RETURNS FOR TOUCHDOWNS**Longest Fumble Return Touchdowns**

Rk	Player	Yds	Opp	Date
1	Tracy Scroggins	81	at TB	12/23/95
2	Howie Weiss	78	Was	10/27/40
3t	Monk Moscrip	67	ChiC	9/10/39
3t	Dre' Bly	67	Dal	10/19/03
5	Louis Delmas	65	at NO	9/13/09
6	Jim Allen	64	SF	12/17/78
7	Boss Bailey	62	at Car	12/21/03
8	Jack Johnson	60	CLE	11/7/37
9	Jimmy Williams	53	at NO	10/28/90
10t	Mike Weger	52	Atl	10/3/71
10t	Ed O'Neil	52	Chi	11/24/77

TACKLES RECORDS

Tackles, Career

Rk	Player	TT	ST	AT	Year
1	Chris Spielman	1138	775	363	1988-95
2	Bennie Blades	789	587	202	1988-96
3	Ken Fantetti	706	-	-	1979-85
4	Doug English	696	-	-	1975-79, 81-85
5	Jimmy Williams	633	482	151	1982-90

Tackles, Season

Rk	Player	TT	ST	AT	Year
1	Chris Spielman	195	124	71	1994
2	Chris Spielman	153	118	35	1988
3	DeAndre Levy	151	117	34	2014
4	Chris Spielman	148	97	51	1993
5	Alvin Hall	147	94	53	1984

Tackles, Game

Rk	Player	TT	Opp	Date
1	Paul Naumoff	21	Cle	11/9/75
2	Ed O'Neil	18	Min	12/17/77
3t	James Harrell	17	at Min	11/18/79
3t	Chris Spielman	17	Min	12/17/94
3t	Chris Spielman	17	at Dal	9/19/94

Note: Unofficial statistic compiled since 1973

SACKS RECORDS

Quarterback Sacks, Career

Rk	Player	Sk	Years
1	Robert Porcher	95.5	1992-2003
2	Al "Bubba" Baker	75.5	1978-82
3	Mike Cofer	62.5	1983-92
4	William Gay	61.0	1978-87
5	Tracy Scroggins	60.5	1992-2001

Quarterback Sacks, Season (All 10+ sack seasons since 1982)

Rk	Player	Sk	Year
1	Robert Porcher	15.0	1999
2	Ezekiel Ansah	14.5	2015
3	William Gay	13.5	1983
4	Doug English	13.0	1983
5	Robert Porcher	12.5	1997

Unofficially, DE Al Baker was credited with the following sack totals:

23 in 1978, 18 in 1980 and 16 in 1979

Quarterback Sacks, Game

Rk	Player	Sk	Opp	Date
1	William Gay	5.5	at TB	9/4/83
2	Al "Bubba" Baker	5.0	TB	11/12/78
3t	Al "Bubba" Baker	4.0	SD	10/22/78
3t	Doug English	4.0	Den	11/23/78
3t	Al "Bubba" Baker	4.0	Chi	11/22/79
3t	Doug English	4.0	Min	12/12/82
3t	Keith Ferguson	4.0	at Phi	11/16/86
8t	Al "Bubba" Baker	3.5	Chi	11/27/80
8t	Mike Cofer	3.5	at Chi	11/22/87
8t	Robert Porcher	3.5	Ind	11/23/97
8t	James Hall	3.5	at TB	12/9/01
8t	Ezekiel Ansah	3.5	Phi	11/26/15

Note: Sacks became official league statistic in 1982

SERVICE RECORDS

Seasons, Career

Rk	Player	G	Yrs	Years
1	Jason Hanson	327	21	1992-2012
2	Wayne Walker	200	15	1958-72
3t	Dick LeBeau	185	14	1959-72
3t	Dominic Raiola	219	14	2001-14
5t	Joe Schmidt	155	13	1953-65
5t	Darris McCord	168	13	1955-67
5t	Larry Hand	164	13	1965-77
5t	Kevin Glover	177	13	1985-97
5t	Don Muhlbach	196	13	2004-
9t	Alex Karras	161	12	1958-62, 64-70
9t	Paul Naumoff	168	12	1967-78
9t	Leonard Thompson	175	12	1975-86
9t	Eddie Murray	174	12	1980-91
9t	Robert Porcher	187	12	1992-2003
9t	Cory Schlesinger	181	12	1995-2006
9t	Jared DeVries	120	12	1999-2008
9t	Jeff Backus	191	12	2001-12

Games, Career

Rk	Player	G	Yrs	Years
1	Jason Hanson	327	21	1992-2012
2	Dominic Raiola	219	14	2001-14
3	Wayne Walker	200	15	1958-72
4	Don Muhlbach	196	13	2004-
5	Jeff Backus	191	12	2001-12
6	Robert Porcher	187	12	1992-2003
7	Dick LeBeau	185	14	1959-72
8	Cory Schlesinger	181	12	1995-2006
9	Kevin Glover	177	13	1985-97
10	Leonard Thompson	175	12	1975-86

TEAM RECORDS

SEASON

Rushing Attempts

Rk	Year	G	Att	Yds	Avg	Lg	TD
1	1934	13	632	2740	4.3	-	27
2	1981	16	596	2795	4.7	51	26
3	1936	12	591	2885	4.9	-	22
4	1980	16	572	2599	4.5	52	21
5t	1935	12	532	1773	3.3	-	15
5t	1971	14	532	2376	4.5	52	15
5t	1975	14	532	2147	4.0	46t	10

Rushing Yards

Rk	Year	G	Att	Yds	Avg	Lg	TD
1	1936	12	591	2885	4.9	-	22
2	1981	16	596	2795	4.7	51	26
3	1934	13	632	2740	4.3	-	27
4	1980	16	572	2599	4.5	52	21
5	1997	16	447	2464	5.5	82t	19

Rushing Average

Rk	Year	G	Att	Yds	Avg	Lg	TD
1	1997	16	447	2464	5.51	82t	19
2	1990	16	366	1927	5.27	45t	19
3	1994	16	406	2080	5.12	85	12
4	1936	12	591	2885	4.88	-	22
5	1989	16	421	2053	4.88	34	23

Rushing Touchdowns

Rk	Year	G	Att	Yds	Avg	Lg	TD
1	1934	13	632	2740	4.3	-	27
2	1981	16	596	2795	4.7	51	26
3	1989	16	421	2053	4.9	34	23
4	1936	12	591	2885	4.9	-	22
5t	1956	12	507	2011	4.0	46	21
5t	1980	16	572	2599	4.5	52	21

Passing Attempts

Rk	Year	G	Att	Cmp	Yds	Pct	TD	Int	Lg	Rtg
1	2012	16	740	445	4927	60.1	22	17	57	81.5
2	2011	16	666	423	4814	63.5	41	16	73t	97.2
3	2013	16	634	371	4650	58.5	29	19	87	84.2
4	2010	16	633	383	3810	60.5	26	16	87t	82.0
5	2015	16	632	420	4463	66.5	33	14	57	95.0

Passing Completions

Rk	Year	G	Att	Cmp	Yds	Pct	TD	Int	Lg	Rtg
1	2012	16	740	445	4927	60.1	22	17	57	81.5
2	2011	16	666	423	4814	63.5	41	16	73t	97.2
3	2015	16	632	420	4463	66.5	33	14	57	95.0
4	2016	16	594	388	4327	65.3	24	10	73t	93.3
5	2010	16	633	383	3810	60.5	26	16	87t	82.0

Passing Yards

Rk	Year	G	Att	Cmp	Yds	Pct	TD	Int	Lg	Rtg
1	2012	16	740	445	4927	60.1	22	17	57	81.5
2	2011	16	666	423	4814	63.5	41	16	73t	97.2
3	2013	16	634	371	4650	58.5	29	19	87	84.2
4	2015	16	632	420	4463	66.5	33	14	57	95.0
5	1995	16	605	362	4360	59.8	33	12	91t	92.9

Completion Percentage

Rk	Year	G	Att	Cmp	Yds	Pct	TD	Int	Lg	Rtg
1	2015	16	632	420	4463	66.50	33	14	57	95.0
2	2016	16	594	388	4327	65.30	24	10	73t	93.3
3	2011	16	666	423	4814	63.51	41	16	73t	97.2
4	2007	16	587	368	4216	62.69	19	22	91t	79.4
5	2006	16	596	372	4208	62.42	21	22	60t	79.9

Passing Touchdowns

Rk	Year	G	Att	Cmp	Yds	Pct	TD	Int	Lg	Rtg
1	2011	16	666	423	4814	63.5	41	16	73t	97.2
2t	1995	16	605	362	4510	59.8	33	12	91t	92.9
2t	2015	16	632	420	4463	66.5	33	14	57	95.0
4t	1951	12	351	158	2500	45.0	29	24	63	68.3
4t	2013	16	634	371	4650	58.5	29	19	87	84.2

Passing Interceptions (Least)

Rk	Year	G	Att	Cmp	Yds	Pct	TD	Int	Lg	Rtg
1	2016	16	594	388	4327	65.3	24	10	73t	93.3
2	1974	14	377	216	2475	57.3	11	11	56	74.8
3t	1970	14	294	167	2121	56.8	19	12	58	84.0
3t	1975	14	362	183	2240	50.6	15	12	65t	70.0
3t	1976	14	356	201	2630	56.5	20	12	74t	84.6
3t	1980	16	423	248	3287	58.6	13	12	87t	81.7
3t	1995	16	605	362	4510	59.8	33	12	91t	92.9
3t	2014	16	604	365	4284	60.4	22	12	73t	85.9

Passing Interceptions (Most)

Rk	Year	G	Att	Cmp	Yds	Pct	TD	Int	Lg	Rtg
1	1943	10	248	93	1290	37.5	11	37	72	30.2
2	1945	10	238	87	1544	36.6	15	36	63t	41.0
3	1947	12	348	167	2446	48.0	23	34	79t	53.8
4t	1942	11	222	73	895	32.9	1	33	51	8.2
4t	1946	11	286	119	1674	41.6	11	33	88t	34.4

Sacks Allowed, Least (Since 1960)

Rk	Year	G	Att	Cmp	Yds	Pct	TD	Sk	SkY	Rtg
1	2003	16	588	319	2988	54.3	17	11	64	61.1
2	2002	16	577	277	3168	48.0	19	20	174	57.9
3	2013	16	634	371	4650	58.5	29	23	168	84.2
4	1967	14	351	160	1826	45.6	14	24	195	52.5
5	1991	16	459	252	2974	54.9	16	25	116	71.0
6t	1965	14	374	170	2083	45.5	14	26	249	46.7
6t	1972	14	305	155	2283	50.8	19	26	149	71.8
6t	1987	15	509	275	3150	54.0	16	26	194	62.1
6t	1994	16	459	250	3085	54.5	24	26	163	80.2

Sacks Allowed, Most (Since 1960)

Rk	Year	G	Att	Cmp	Yds	Pct	TD	Sk	SkY	Rtg
1	1976	14	356	201	2630	56.5	20	67	490	84.6
2	2001	16	609	343	3969	56.3	18	66	373	69.6
3	1999	16	558	326	4074	58.4	22	64	388	83.9
4	2006	16	596	372	4208	62.4	21	63	388	79.9
5	1984	16	531	298	3787	56.1	19	61	486	73.2

Passing Rating

Rk	Year	G	Att	Cmp	Yds	Pct	TD	Int	Lg	Rtg
1	2011	16	666	423	4814	63.5	41	16	73t	97.2
2	2015	16	632	420	4463	66.5	33	14	57	95.0
3	2016	16	594	388	4327	65.3	24	10	73t	93.3
4	1995	16	605	362	4510	59.8	33	12	91t	92.9
5	2014	16	604	365	4284	60.4	22	12	73t	85.9

Total Points																	
Rk	Year	G	TD	Ru	Pa	Int	PR	KR	FR	FGR	FGB	PB	PAT	FG	S	2pt	Pts
1	2011	16	57	9	41	5	0	0	2	0	0	0	54	24	0	2	474
2	1995	16	50	16	33	0	0	0	1	0	0	0	48	28	1	1	436
3	1981	16	46	26	18	1	1	0	0	0	0	0	46	25	0	0	397
4	2013	16	48	15	29	1	1	1	1	0	0	0	42	19	2	2	395
5	1997	16	43	19	19	3	0	0	2	0	0	0	39	26	1	1	379

Points (Defense, Least)													
Rk	Year	G	TD	Ru	Pa	Ret	PAT	FG	S	2pt	Pts		
1	1934	13	-	2	5	-	-	-	-	-	59		
2	1936	12	11	3	6	2	9	7	0	0	102		
3	1937	11	-	8	4	-	-	-	-	-	105		
4	1938	11	-	6	9	-	-	-	-	-	108		
5	1935	12	13	3	8	2	9	7	1	0	111		

Total Touchdowns																	
Rk	Year	G	TD	Ru	Pa	Int	PR	KR	FR	FGR	FGB	PB	PAT	FG	S	2pt	Pts
1	2011	16	57	9	41	5	0	0	2	0	0	0	54	24	0	2	474
2	1995	16	50	16	33	0	0	0	1	0	0	0	48	28	1	1	436
3	2013	16	48	15	29	1	1	1	1	0	0	0	42	19	2	2	395
4t	1981	16	46	26	18	1	1	0	0	0	0	0	46	25	0	0	397
4t	1990	16	46	19	24	1	0	0	2	0	0	0	46	17	0	0	373

Total Yards (Defense, Least)							
Rk	Year	G	Ply	Yds	Yds/G	Rush	Pass
1	1934	13	637	1909	146.8	1231	678
2	1935	12	624	1970	164.2	1039	931
3	1937	11	552	2133	193.9	1329	804
4	1938	11	543	2186	198.7	1081	1105
5	1940	11	558	2357	214.3	1323	1034

Total Yards							
Rk	Year	G	Ply	Yds	Yds/G	Rush	Pass
1	2012	16	1160	6540	408.8	1613	4927
2	2011	16	1058	6337	396.1	1523	4814
3	2013	16	1102	6274	392.1	1792	4482
4	1995	16	1024	6113	382.1	1753	4360
5	1981	16	1076	5933	370.8	2795	3138

Offensive Plays (Defense, Least)							
Rk	Year	G	Ply	Yds	Yds/G	Rush	Pass
1	1938	11	543	2186	198.7	1081	1105
2	1937	11	552	2133	193.9	1329	804
3	1940	11	558	2357	214.3	1323	1034
4	1945	10	583	2527	252.7	912	1615
5	1982	9	591	2722	302.4	854	1868

Offensive Plays (Since 1941)							
Rk	Year	G	Ply	Yds	Yds/G	Rush	Pass
1	2012	16	1160	6540	408.8	1613	4927
2	2013	16	1102	6274	392.1	1792	4482
3	1981	16	1076	5933	370.8	2795	3138
4	2010	16	1064	5463	338.9	1613	3810
5	2011	16	1058	6337	396.1	1523	4814

First Downs (Defense, Least - Since 1950)						
Rk	Year	G	FD	Rush	Pass	Pen
1	1982	9	162	54	96	12
2	1962	14	180	62	105	13
3	1956	12	181	81	84	16
4	1969	14	182	64	101	17
5	1970	14	186	61	112	13

First Downs, Total (Since 1950)						
Rk	Year	G	FD	Rush	Pass	Pen
1	2012	16	382	84	272	26
2	2013	16	350	106	221	23
3t	1995	16	349	91	230	28
3t	2011	16	349	71	244	34
5	1981	16	340	167	150	23

Interceptions						
Rk	Year	G	Int	Yds	Avg	TD
1	1953	12	38	663	17.4	2
2	1934	13	33	-	-	2
3t	1949	12	32	656	20.5	2
3t	1952	12	32	477	14.9	2
5	1950	12	31	480	15.5	3

First Downs, Rushing (Since 1950)						
Rk	Year	G	FD	Rush	Pass	Pen
1	1981	16	340	167	150	23
2	1980	16	308	143	143	22
3	1983	16	315	136	156	23
4	1971	14	269	131	104	34
5	1976	14	259	123	120	16

Interception Yards (Since 1940)						
Rk	Year	G	Int	Yds	Avg	TD
1	1953	12	38	663	17.4	2
2	1949	12	32	656	20.5	2
3	1973	14	22	522	23.7	1
4	1950	12	31	480	15.5	3
5	1952	12	32	477	14.9	2

First Downs, Passing (Since 1950)						
Rk	Year	G	FD	Rush	Pass	Pen
1	2012	16	382	84	272	26
2	2011	16	349	71	244	34
3	2015	16	337	71	236	30
4	1995	16	349	91	230	28
5	2013	16	350	106	221	23

Sacks (Since 1963)												
Rk	Year	G	Att	Cmp	Yds	Pct	TD	Int	Sk	SkY	Sk/PP	Rtg
1	1978	16	350	191	2299	54.6	19	22	55	482	13.58	72.6
2t	1964	14	406	226	2424	55.7	14	22	50	482	10.96	67.2
2t	1999	16	574	359	3760	62.5	21	16	50	340	8.01	84.5
4	1965	14	344	190	2097	55.2	21	26	49	411	12.47	67.3
5t	1981	16	475	261	3223	54.9	22	24	47	373	9.00	73.8
5t	1988	16	513	337	3279	65.7	17	15	47	393	8.39	85.5

First Downs, Penalty (Since 1950)						
Rk	Year	G	FD	Rush	Pass	Pen
1	2005	16	258	69	151	38
2	2016	16	329	76	217	36
3t	1971	14	269	131	104	34
3t	2011	16	349	71	244	34
5	1987	15	270	81	156	33

Sack Yards (Since 1963)												
Rk	Year	G	Att	Cmp	Yds	Pct	TD	Int	Sk	SkY	Sk/PP	Rtg
1t	1964	14	406	226	2424	55.7	14	22	50	482	10.96	67.2
1t	1978	16	350	191	2299	54.6	19	22	55	482	13.58	72.6
3	1965	14	344	190	2097	55.2	21	26	49	411	12.47	67.3
4	1963	14	378	183	2197	48.4	17	24	45	400	10.64	59.6
5	1988	16	513	337	3279	65.7	17	15	47	393	8.39	85.5

Penalties (Since 1950, Most)

Rk	Year	G	Pen	PenY
1	1984	16	138	1165
2	2010	16	136	1018
3	1995	16	134	1032
4	2011	16	128	1075
5	1978	16	125	1003

Penalty Yards (since 1950, Most)

Rk	Year	G	Pen	PenY
1	1984	16	138	1165
2	2001	16	116	1081
3	2011	16	128	1075
4	1995	16	134	1032
5	1998	16	121	1019

Penalties (Since 1950, Least)

Rk	Year	G	Pen	PenY
1	1972	14	48	417
2	1955	12	51	526
3t	1953	12	52	427
3t	1958	12	52	513
5t	1970	14	58	659
5t	1982	9	58	548

Penalty Yards (Since 1950, Least)

Rk	Year	G	Pen	PenY
1	1972	14	48	417
2	1953	12	52	427
3	1959	12	65	496
4	1958	12	52	513
5	1955	12	51	526

SINGLE-GAME

Rushing Attempts

Rk	Opp	Att	Date
1	at Pit	59	11/9/52
2	Atl	57	10/3/71
3t	at GB	56	10/6/57
3t	GB	56	10/28/73
5t	at GB	54	11/20/83

Rushing Yards

Rk	Opp	Yds	Date
1	Pit	426	11/4/34
2	NYV	377	11/23/50
3	at LaRm	330	9/7/80
4	at Pit	321	11/9/52
5	NO	306	9/25/77

Rushing Touchdowns

Rk	Opp	TD	Date
1t	Cnr	5	10/28/34
1t	LAN	5	10/30/60
1t	LAN	5	9/7/80
4t	BRD	4	10/22/34
4t	PIP	4	11/4/34
4t	Phi	4	9/20/35
4t	CHC	4	10/5/40
4t	NYK	4	11/23/50
4t	LAN	4	10/29/61

4t	SF	4	10/29/67
4t	Chi	4	10/1/72
4t	Atl	4	10/1/73
4t	Chi	4	10/30/83
4t	Min	4	11/24/91
4t	Chi	4	11/27/97
4t	Cin	4	9/13/98
4t	Bal	4	10/9/05
4t	Jac	4	11/4/12

Passing Attempts

Rk	Opp	Att	Date
1	Ari	70	10/11/15
2	at Chi	63	11/13/11
3	at Ari	62	11/18/01
4	Hou	61	11/22/12
5	at GB	59	1/1/12

Passing Completions

Rk	Opp	Cmp	Date
1	at Ten	43	9/23/12
2	Ari	41	10/11/15
3	Atl	37	12/22/12
4t	at Ari	36	11/18/01
4t	at GB	36	1/1/12
5	Min	35	9/16/07

Passing Yards (Net)

Rk	Opp	Yds	Date
1	at GB	502	1/1/12
2	Dal	480	10/27/13
3	Atl	443	12/22/12
4	at Ten	442	9/23/12
5	Ari	429	11/18/01

Points

Rk	Opp	Pts	PA	Date
1	Cle	59	14	12/29/57#
2	Chi	55	20	11/27/97
3	GB	52	35	11/22/51
4	at GB	52	17	10/26/52
5t	NYV	49	14	11/23/50
5t	Car	49	35	11/20/11

Total Touchdowns

Rk	Opp	TD	Date
1t	NYV	7	11/23/50
1t	GB	7	11/22/51
1t	at GB	7	10/26/52
1t	Chi	7	11/27/97
1t	Car	7	11/20/11
6t	Min	6	12/9/78
6t	Pit	6	11/24/83
6t	Ari	6	9/7/03
6t	KC	6	9/18/11
6t	at Den	6	10/30/11
6t	Phi	6	11/26/15

Total Yards

Rk	Opp	Yds	Ru	Pa	Date
1	Dal	623	143	480	10/27/13
2	NYJ	591	377	214	11/23/50
3	at Ten	583	141	442	9/23/12
4	at GB	575	73	502	1/1/12
5	at Bal	565	193	372	12/3/50

Offensive Plays

Rk	Opp	Ply	Ru	Pa	Date
1t	at GB	92	54	38	11/23/50*
1t	at Ten	92	36	55	9/23/12
3	at ChiB	91	47	44	11/22/53
4	Ari	89	18	70	10/11/15
5	Hou	87	23	64	11/22/12

First Downs

Rk	Opp	FD	Ru	Pa	Pn	Date
1	at Ten	36	11	23	2	9/23/12
2	GB	33	18	15	0	11/22/84
3	at GB	32	2	27	3	1/1/12
4t	Was	30	17	11	2	9/30/51
4t	at Ari	30	4	22	4	11/18/01
4t	Dal	30	14	16	0	11/28/13

First Downs, Rushing

Rk	Opp	FD	Date
1t	Was	18	9/30/51
1t	at LaRm	18	9/7/80
1t	GB	18	11/22/84

First Downs, Passing

Rk	Opp	FD	Date
1	at GB	27	1/1/12
2	at Ten	23	9/23/12
3t	Ari	22	10/11/15
3t	at Ari	22	11/18/01
3t	Phi	22	11/26/15
6t	Min	21	9/16/07
6t	Hou	21	11/22/12
6t	Atl	21	12/22/12

First Downs, Penalty

Rk	Opp	FD	Date
1	Bal	8	10/9/05
2t	at SF	6	10/23/77
2t	Dal	6	11/8/87
2t	NVJ	6	11/7/10
2t	Min	6	9/20/15
5	MR vs. Ten	5	9/18/16

First Downs, Combined Both Teams

Rk	Opp	FD	Det	Opp	Date
1	at GB	59	32	27	1/1/12
2	at Ten	57	36	21	9/23/12
3	Hou	55	29	26	11/22/12
4	at SF	54	25	29	12/14/98

Total Yards (Defense)

Rk	Opp	Yds	Ru	Pa	Date
1	at Chi	14	-	-	9/15/40
2	at Chi	24	44	-20	11/22/81
3	Min	60	18	42	11/24/88
4	SF	61	71	-10	10/6/63
5	at GB	63	60	3	10/28/73

Total Yards Allowed (Defense)

Rk	Opp	Yds	Ru	Pa	Date
1	Was	676	194	482	11/4/90*
2	KC	566	310	256	10/14/90
3	SF	565	172	393	12/19/93
4t	Dal	554	102	452	9/15/85
4t	at Phi	554	173	381	9/23/07

Rushing Yards (Defense)

Rk	Opp	Yds	Date
1	at Pit	-3	11/9/52
2	at Ind	4	9/22/91
3	CHI	13	11/27/14
4	Atl	21	9/5/93

Net Passing Yards (Defense)

Rk	Opp	Yds	Date
1	at TB	-31	9/9/78
2	at Chi	-20	11/22/81
3	SF	-10	10/6/63
4	at GB	-2	11/7/65
5	at GB	0	11/1/71

Sacks

Rk	Opp	Sk	SkY	Game
1t	GB	11	102	11/22/62
1t	at GB	11	109	11/7/65
1t	at Phi	11	69	11/16/86
4	at Atl	10	66	12/8/68
5	at GB	9	69	12/12/82

Sack Yards

Rk	Opp	Sk	Yds	Date
1	at GB	11	109	11/7/65
2	GB	11	102	11/22/62
3	at Min	9	96	10/11/64
4	at TB	7	94	9/9/78
5	at NYG	8	88	12/10/67

Fumbles

Rk	Opp	Fum	Date
1	Min	10	12/17/67
2t	ChiC	8	9/15/40
2t	at GB	8	12/6/92
4t	at Min	7	11/9/80
4t	at Cin	7	12/11/83

Fumbles Lost

Rk	Opp.	No.	Date
1	at Min	6	11/24/63
2t	MR at Min	5	11/12/67

Passing Interceptions

Rk	Opp	Int	Date
1	GB	9	10/24/43
2t	Cle	7	9/23/01
2t	ChiB	7	11/22/42
2t	at Cle	7	11/26/44
2t	Den	7	10/7/84

Total Turnovers

Rk	Opp	No(Int/Fum)	Date
1	ChiB	12	11/22/42
2t	GB	10 (9/1)	10/24/43
2t	Den	10 (7/3)	10/7/84

Total Takeaways

Rk	Opp	TA	Int	Fum	Date
1	Min	10	5	5	12/9/62
2t	Was	8	6	2	10/3/65
2t	at Sea	8	6	2	10/24/76
4	SF	7	3	4	10/8/78

Fumbles Recovered

Rk	Opp	FR	Date
1t	Cle	6	9/29/40
1t	GB	6	11/27/52

Interceptions

Rk	Opp	Int	Date
1	Chi	8	9/22/68
2t	at GB	7	9/17/50
2t	at LA	7	10/26/58

Interception Yards

Rk	Opp	Yds	Int	Date
1	at Chi	192	5	11/18/73
2	vs SF	142	6	11/4/73
3	at Cle	140	5	10/18/70
4	at LaRm	130	7	10/26/58
5	at ChiC	128	5	10/23/49

*Overtime; # Strike/shortened season; MR: several times, most recent

OPPONENT RECORDS

INDIVIDUAL RECORDS

Rushing Attempts

Rk	Player	Att	Opp	Date
1	Cedric Benson	36	at Cin	12/6/09
2	Clinton Portis	34	Was	11/7/04
3t	Steve Van Buren	33	Phi	10/3/49
3t	Chuck Foreman	33	Min	12/17/77
3t	Lamar Smith	33	Sea	11/17/96

Rushing Yards

Rk	Player	Yds	Opp	Date
1	O.J. Simpson	273	Buf	11/25/76
2	Michael Turner	220	at Atl	9/7/08
3	LeSean McCoy	217	at Phi	12/8/13
4	Barry Word	200	at KC	10/14/90
5	Eric Dickerson	199	at LaRm	10/2/83

Rushing Touchdowns

Rk	Player	TD	Opp	Date
1t	John Roland	3	at StL	10/1/67
1t	Clinton Jones	3	at Min	11/15/70
1t	Ed Podolak	3	KC	11/25/71
1t	Kevin Long	3	at NYJ	9/16/79
1t	Eric Dickerson	3	at LaRm	10/2/83
1t	Vince Evans	3	at Was	10/23/83
1t	George Wonsley	3	at Was	11/11/84
1t	John Riggins	3	at Was	10/13/85
1t	Reggie Cobb	3	at TB	11/10/91
1t	Emmitt Smith	3	Dal	11/8/92
1t	Bernie Parmalee	3	at Mia	12/25/94
1t	Jamal Anderson	3	Atl	10/6/96
1t	Priest Holmes	3	at KC	12/14/03
1t	Jerome Bettis	3	at Pit	1/1/06
1t	Corey Dillon	3	at NE	12/3/06
1t	Artose Pinner	3	Min	12/10/06
1t	Maur. Jones-Drew	3	Jac	11/9/08
1t	LeSean McCoy	3	Phi	9/19/10
1t	Chris Wells	3	at Ari	12/16/12

Longest Rush

Rk	Player	Yds	Opp	Date
1	Corey Dillon	96t	Cin	10/28/01
2	Ahman Green	83t	at GB	9/9/01
3t	Elmer Angman	82t	at ChiC	10/23/49
3t	Tom Wilson	82t	LaRm	10/12/58
5	Justin Forsett	81t	Hou	11/22/12

Passing Attempts

Rk	Player	Att	Opp	Date
1	Chris Miller	66	at Atl	12/24/89
2	Aaron Rodgers	66	at GB	11/11/15
3	Don Majkowski	61	GB	11/12/89
4t	Brad Johnson	54	at TB	12/9/01
4t	Andrew Luck	54	Ind	12/2/12
6t	Philip Rivers	53	SD	12/24/11
6t	Tom Brady	53	at NE	11/23/14

Passing Completions

Rk	Player	Cmp	Opp	Date
1	Matt Hasselbeck	39	at Sea	11/8/09
2	Tom Brady	38	at NE	11/23/14
3t	Chris Miller	37	at Atl	12/24/89
3t	Jeff Garcia	37	TB	10/21/07
5t	Tony Romo	35	Dal	12/9/07
5t	Philip Rivers	35	SD	9/13/15
5t	Aaron Rodgers	35	at GB	11/11/15

Passing Yards

Rk	Player	Yds	Opp	Date
1	Matt Flynn	480	at GB	1/1/12
2	Sonny Jurgensen	403	Phi	12/17/61
3t	Daunte Culpepper	404	Min	12/19/04
3t	Philip Rivers	404	at SD	9/13/15
5	Boomer Esiason	399	at Cin	11/19/89

Passing Touchdowns

Rk	Player	TD	Opp	Date
1t	Peyton Manning	6	Ind	11/25/04
1t	Drew Brees	6	at NO	9/13/09
1t	Matt Flynn	6	at GB	1/1/12
4t	Norm Van Brocklin	5	at LaRm	10/29/50
4t	Dave Krieg	5	at Sea	12/2/84

Longest Pass

Rk	Player	Yds	Opp	Date	Receiver
1	Bill Wade	98t	Chi	10/8/61	John Farrington

Receptions

Rk	Player	Rec	Opp	Date
1t	Steve Largent	15	Sea	10/18/87
1t	Jason Witten	15	Dal	12/9/07
1t	Keenan Allen	15	SD	9/13/15
4t	Ralph Heywood	14	NYB	12/4/49
4t	Andre Rison	14	Atl	9/4/94
6t	Art Monk	13	Was	11/4/90
6t	Earnest Graham	13	TB	10/21/07
6t	Stefon Diggs	13	at Min	11/6/16

Receiving Yards

Rk	Player	Yds	Opp	Date
1	Jim Benton	303	Cle	11/22/45
2	Steve Largent	261	Sea	10/18/87
3	Kevin Curtis	221	at Phi	9/23/07
4	Anquan Boldin	217	Ari	9/7/03
5	Sammy White	210	at Min	11/7/76

Receiving Touchdowns

Rk	Player	TD	Opp	Date
1t	Don Hutson	4	at GB	10/7/45
1t	Paul Warfield	4	at Mia	12/15/73
3t MR:	Jordy Nelson	3	at GB	1/1/12

Interceptions

Rk	Player	Int	Opp	Date
1t	Sammy Baugh	4	at Was	11/14/43
1t	Bobby Dillon	4	GB	11/26/53
3t MR:	Brian Williams	3	at Min	11/23/03

Points

Rk	Player	Pts	Opp	Date
1	Don Hutson	31	at GB	10/7/45
2	Paul Warfield	24	at Mia	12/15/73
3t MR:	Adrian Peterson	18	Min	9/8/13

Punts

Rk	Player	Pnt	Opp	Date
1	Carl Kinscherf	14	NYG	11/7/43
2	Beryl Clark	12	at ChiC	9/15/40
3	Bob Parsons	11	at Chi	11/22/81

Punt Returns

Rk	Player	PR	Opp	Date
1t	Cleo. Montgomery	9	LARd	12/10/84
1t	Steve Smith	9	at Car	9/15/02
3t	Joe Arenas	8	SF	10/16/55
3t	Hugh McElhenny	8	at SF	11/2/58
3t	Danny Reece	8	at TB	9/1/79
3t	Jeff Fisher	8	Chi	12/16/84
3t	Tim Dwight	8	Atl	11/22/00
3t	Leon Johnson	8	SD	12/7/03

Kickoff Returns

Rk	Player	KR	Opp	Date
1	Qadry Ismail	8	Min	11/23/95
2t	Abe Woodson	7	SF	9/23/62
2t	Vic Washington	7	SF	11/4/73
2t	Steve Odom	7	at GB	9/29/74
2t	Oliver Ross	7	at Sea	10/24/76
2t	Robert Smith	7	Min	12/17/94
2t	Tyrone Hughes	7	at Chi	9/14/97
2t	David Palmer	7	Min	10/17/99
2t	Michael Lewis	7	NO	9/29/02
2t	Chris Carr	7	at Oak	9/9/07
2t	Devin Hester	7	Chi	9/30/07
2t	Jordy Nelson	7	at GB	10/3/10

Sacks

Rk	Player	Sk	Opp	Date
1t	Rickey Jackson	4	NO	9/18/88
1t	Wayne Martin	4	at NO	9/21/97
1t	Marcus Jones	4	at TB	10/19/00
1t	Kevin Williams	4	at Min	10/12/08

Field Goals

Rk	Player	FG	Opp	Date
1	Justin Tucker	6	Bal	12/16/13
2t	Bob Waterfield	5	at LaRm	12/9/51
2t	Roger LeClerc	5	at Chi	12/3/61
2t	Jan Stenerud	5	Min	9/23/84
2t	Gary Anderson	5	at Min	9/20/98
2t	Jay Feely	5	at Atl	12/22/02
2t	Mason Crosby	5	at GB	10/6/13
2t	Blair Walsh	5	Min	10/25/15

50+ Yard Field Goals

Rk	Player	FG	Opp	Date
1t	Paul McFadden	2	Phi	11/4/84
1t	Nick Lowery	2	KC	11/26/87
1t	Paul Edinger	2	Chi	12/24/00
1t	Martin Gramatica	2	at TB	10/19/00
1t	S. Hauschka	2	at Sea	10/5/15
1t	B. Walsh	2	Min	10/25/15

Longest Field Goal

Rk	Player	Yds	Opp	Date
1	Tom Dempsey	63	at NO	11/8/70

Fumbles Recovered

Rk	Player	FR	Opp	Date
1	Corwin Clatt	3	ChiC	11/6/49

TEAM RECORDS**Rushing Attempts**

Rk	Team	Att	Date
1t	Chi	60	11/5/50
1t	at Pit	60	9/16/73
3	SF	56	10/25/53
4t MR:	at Chi	55	11/10/85

Most Rushing Yards			
Rk	Team	Yds	Date
1	at GB	366	10/26/47
2	at SF	328	12/14/98
3	Chi	324	11/5/50
4	at Atl	318	9/7/08
5	Bal	316	10/19/58

Rushing Touchdowns			
Rk	Team	TD	Date
1	at Chi	7	10/19/41
2	SF	6	10/1/61

Passing Attempts			
Rk	Team	Att	Date
1	at Atl	66	12/24/89
2	Was	63	11/4/90
3	Dal	62	9/15/85
4	at GB	61	11/15/15
5	GB	60	11/12/89

Passing Completions			
Rk	Team	Cmp	Date
1	Was	43	11/4/90
2t	Dal	40	9/15/85
2t	Sea	40	11/8/09
4t	at Atl	37	12/24/89
4t	TB	37	10/21/07

Net Passing Yards			
Rk	Team	Yds	Date
1	Was	482	11/4/90
2	at GB	469	1/1/12
3	Dal	452	9/15/85
4	at Cin	447	11/19/89
5	at ChiC	430	9/28/47

Passing Touchdowns			
Rk	Team	TD	Date
1t	at GB	6	10/7/45
1t	at LaRm	6	10/29/50
1t	Ind	6	11/25/04
1t	at NO	6	9/13/09
1t	at GB	6	1/1/12
6t	at Bal	5	10/16/66
6t	at Sea	5	12/2/84

Interceptions			
Rk	Team	Int	Date
1	GB	9	10/24/43
2t	Chi	7	11/22/42
2t	at Cle	7	9/23/01
2t	at Cle	7	11/26/44
2t	Den	7	10/7/84

Points			
Rk	Team	Pts	Date
1	at LaRm	65	10/29/50
2	at Dal	59	9/15/68
3	at GB^	57	10/7/45
4t	at ChiC	56	11/7/48
4t	at Phi	56	9/23/06

^ at Milwaukee

Total Touchdowns			
Rk	Team	TD	Date
1	at LaRm	9	10/29/50

Punts			
Rk	Team	Punts	Date
1	at ChiC	16	9/15/40
2	at Chi	11	11/22/81

Sacks			
Rk	Team	Sk	Date
1t	at Chi	12	11/20/60
1t	Chi	12	12/16/84
3	Dal	11	10/6/75
4	at Phi	10	9/23/07
5t	MR: Mia	8	11/23/06

Total Yards (Offense)			
Rk	Team	Yds	Date
1	Was	676	11/4/90
2	at KC	566	10/14/90
3	SF	565	12/19/93
4	Dal	554	9/15/85
5	at Min	553	11/6/88

Total Yards (Defense)			
Rk	Team	Yds	Date
1	at ChiC	16	10/17/43
2	Min	60	11/24/88

Rushing Yards (Defense)			
Rk	Team	Yds	Date
1	at ChiC	-53	10/17/43
2	at Ari	-18	11/11/07
3	at ChiC	-10	9/15/40
4	Min	-3	12/10/06
5	Jax	14	11/20/16

Passing Yards (Defense)			
Rk	Team	Yds	Date
1	Min	0	10/10/37
2	at SF	1	11/2/69
3	Was	13	10/3/65
4t	NYG	14	12/7/58
4t	at Chi	14	11/20/60

Turnovers (Takeaways)			
Rk	Team	TA	Date
1	Chi	12*	11/22/42

Total 1st Downs (Defense)			
Rk	Team	FD	Date
1	Phi	0	9/20/35

PLAYOFF RECORDS

POSTSEASON SUMMARIES

Overall Record: 7-13; Home: 5-1 Away: 2-12

1935 NFL CHAMPIONSHIP GAME

UNIVERSITY OF DETROIT STADIUM

DECEMBER 15, 1935; ATTENDANCE: 15,000

	1Q	2Q	3Q	4Q	OT	Final
New York Giants	0	7	0	0		7
Detroit Lions	13	0	0	13		26

1952 NFL PLAYOFF GAME

BRIGGS (TIGER) STADIUM

DECEMBER 21, 1952; ATTENDANCE: 47,645

	1Q	2Q	3Q	4Q	OT	Final
Los Angeles Rams	0	7	0	14		21
Detroit Lions	7	7	10	7		31

1952 NFL CHAMPIONSHIP GAME

MUNICIPAL STADIUM

DECEMBER 28, 1952; ATTENDANCE: 50,934

	1Q	2Q	3Q	4Q	OT	Final
Detroit Lions	0	7	7	3		17
Cleveland Browns	0	0	7	0		7

1953 NFL CHAMPIONSHIP GAME

BRIGGS (TIGER) STADIUM

DECEMBER 27, 1953; ATTENDANCE: 54,577

	1Q	2Q	3Q	4Q	OT	Final
Cleveland Browns	0	3	7	6		16
Detroit Lions	7	3	0	7		17

1954 NFL CHAMPIONSHIP GAME

MUNICIPAL STADIUM

DECEMBER 26, 1954; ATTENDANCE: 43,827

	1Q	2Q	3Q	4Q	OT	Final
Detroit Lions	3	7	0	0		10
Cleveland Browns	14	21	14	7		56

1957 NFL PLAYOFF GAME

KEZAR STADIUM

DECEMBER 22, 1957; ATTENDANCE: 60,118

	1Q	2Q	3Q	4Q	OT	Final
Detroit Lions	0	7	14	10		31
San Francisco 49ers	14	10	3	0		27

1957 NFL CHAMPIONSHIP GAME

BRIGGS (TIGER) STADIUM

DECEMBER 29, 1957; ATTENDANCE: 55,263

	1Q	2Q	3Q	4Q	OT	Final
Cleveland Browns	0	7	7	0		14
Detroit Lions	17	14	14	14		59

1970 NFC DIVISIONAL PLAYOFF GAME

COTTON BOWL

DECEMBER 26, 1970; ATTENDANCE: 73,167

	1Q	2Q	3Q	4Q	OT	Final
Detroit Lions	0	0	0	0		0
Dallas Cowboys	3	0	0	2		5

1982 NFC FIRST-ROUND PLAYOFF GAME

RFK STADIUM

JANUARY 8, 1983; ATTENDANCE: 55,045

	1Q	2Q	3Q	4Q	OT	Final
Detroit Lions	0	0	7	0		7
Washington Redskins	10	14	7	0		31

1983 NFC DIVISIONAL PLAYOFF GAME

CANDLESTICK PARK

DECEMBER 31, 1983; ATTENDANCE: 60,970

	1Q	2Q	3Q	4Q	OT	Final
Detroit Lions	3	6	0	14		23
San Francisco 49ers	7	7	3	7		24

1991 NFC DIVISIONAL PLAYOFF GAME

PONTIAC SILVERDOME

JANUARY 5, 1992; ATTENDANCE: 78,290

	1Q	2Q	3Q	4Q	OT	Final
Dallas Cowboys	3	3	0	0		6
Detroit Lions	7	10	14	7		38

1991 NFC CHAMPIONSHIP GAME

RFK STADIUM

JANUARY 12, 1992; ATTENDANCE: 55,585

	1Q	2Q	3Q	4Q	OT	Final
Detroit Lions	0	10	0	0		10
Washington Redskins	10	7	10	14		41

1993 NFC FIRST-ROUND PLAYOFF GAME

PONTIAC SILVERDOME

JANUARY 8, 1994; ATTENDANCE: 68,479

	1Q	2Q	3Q	4Q	OT	Final
Green Bay Packers	0	7	14	7		28
Detroit Lions	3	7	7	7		24

1994 NFC FIRST-ROUND PLAYOFF GAME

LAMBEAU FIELD

DECEMBER 31, 1994; ATTENDANCE: 58,125

	1Q	2Q	3Q	4Q	OT	Final
Detroit Lions	0	0	3	9		12
Green Bay Packers	7	3	3	3		16

1995 NFC FIRST-ROUND PLAYOFF GAME

VETERANS STADIUM

DECEMBER 30, 1995; ATTENDANCE: 66,492

	1Q	2Q	3Q	4Q	OT	Final
Detroit Lions	7	0	14	16		37
Philadelphia Eagles	7	31	13	7		58

1997 NFC FIRST-ROUND PLAYOFF GAME

HOULIHAN'S STADIUM

DECEMBER 28, 1997; ATTENDANCE: 73,361

	1Q	2Q	3Q	4Q	OT	Final
Detroit Lions	0	0	3	7		10
Tampa Bay Buccaneers	3	10	7	0		20

1999 NFC FIRST-ROUND PLAYOFF GAME

FEDEX FIELD

JANUARY 8, 2000; ATTENDANCE: 79,411

	1Q	2Q	3Q	4Q	OT	Final
Detroit Lions	0	0	0	13		13
Washington Redskins	14	13	0	0		27

2011 NFC WILD CARD PLAYOFF GAME
MERCEDES-BENZ SUPERDOME
JANUARY 7, 2012; ATTENDANCE: 73,038

	1Q	2Q	3Q	4Q	OT	Final
Detroit Lions	7	7	7	7		28
New Orleans Saints	0	10	14	21		45

2014 NFC WILD CARD PLAYOFF GAME
AT&T STADIUM
JANUARY 4, 2015; ATTENDANCE: 91,410

	1Q	2Q	3Q	4Q	OT	Final
Detroit Lions	14	3	3	0	0	20
Dallas Cowboys	0	7	7	10	0	24

2016 NFC WILD CARD PLAYOFF GAME
CENTURYLINK FIELD
JANUARY 7, 2017; ATTENDANCE: 68,788

	1Q	2Q	3Q	4Q	OT	Final
Detroit Lions	0	3	3	0	0	6
Seattle Seahawks	0	10	0	16	0	26

POSTSEASON SINGLE-GAME RECORDS

Rushing Attempts

Rk	Player	Att	Opp	Date
1	Barry Sanders	27	GB	1/8/94
2	Billy Sims	20	at SF	12/31/83
3	Barry Sanders	18	TB	12/28/97
4	Bob Hoernshemeyer	17	Cle	12/27/53
5	Barry Sanders	13	at GB	12/31/97

Rushing Yards Gained

Rk	Player	Yds	Opp	Date
1	Barry Sanders	169	GB	1/8/94
2	Billy Sims	114	at SF	12/31/83
3	Doak Walker	97	at Cle	12/28/52
4	Thomas Tracy	86	at SF	12/22/57
5	Barry Sanders	69	Dal	1/5/92

Rushing Touchdowns

Rk	Player	TD	Opp	Date
1t	Pat Harder	2	LARm	12/21/52
1t	Thomas Tracy	2	at SF	12/22/57
1t	Billy Sims	2	SF	12/31/83

Longest Rush

Rk	Player	Yds	Opp	Date
1	Doak Walker	67t	at Cle	12/28/52
2	Thomas Tracy	58t	at SF	12/22/57
3	Billy Sims	56	at SF	12/31/83
4	Barry Sanders	47t	Dal	1/5/92
5	Barry Sanders	44	GB	1/8/94

Passing Attempts

Rk	Player	Att	Opp	Date
1	Gus Frerotte	46	at Was	1/8/00
2	Matthew Stafford	43	at NO	1/7/12
3t	Bobby Layne	42	at Cle	12/26/54
3t	Matthew Stafford	42	at Dal	1/4/15
5t	Eric Hipple	38	at Was	1/8/83
5t	Gary Danielson	38	at SF	12/31/83
5t	Erik Kramer	38	Dal	1/5/92

Passing Completions

Rk	Player	Cmp	Opp	Date
1	Erik Kramer	29	Dal	1/5/92
2t	Matthew Stafford	28	at NO	1/7/12
2t	Matthew Stafford	28	at Dal	1/4/15
4	Gary Danielson	24	at SF	12/31/83
5t	Eric Hipple	22	at Was	1/8/83
5t	Erik Kramer	22	GB	1/8/94

Passing Yards

Rk	Player	Yds	Opp	Date
1	Matthew Stafford	380	at NO	1/7/12
2	Erik Kramer	341	Dal	1/5/92
3	Matthew Stafford	323	at Dal	1/4/15
4	Eric Hipple	298	at Was	1/8/83
5	Tobin Rote	280	Cle	12/29/57

Passing Touchdowns

Rk	Player	TD	Opp	Game
1	Tobin Rote	4	Cle	12/29/57
2t	Erik Kramer	3	Dal	1/5/92
2t	Don Majkowski	3	at Phi	12/30/95
2t	Matthew Stafford	3	at NO	1/7/12

Passing Interceptions

Rk	Player	Int	Opp	Date
1	Bobby Layne	6	at Cle	12/26/54
2	Gary Danielson	5	at SF	12/31/83
3t	Bobby Layne	4	at Cle	12/28/52
3t	Scott Mitchell	4	at Phi	12/30/95
5t	Bobby Layne	2	Cle	12/27/53
5t	Eric Hipple	2	at Was	1/8/83
5t	Erik Kramer	2	GB	1/8/94
5t	Don Majkowski	2	at Phi	12/30/95
5t	Matthew Stafford	2	at NO	1/7/12

Longest Pass

Rk	Player	Yds	Opp	Date	Receiver
1	Tobin Rote	78t	Cle	12/29/57	Jim Doran
2	Don Majkowski	68t	at Phi	12/30/95	Herman Moore
3	Gus Frerotte	58	at Was	1/8/00	Herman Moore
4t	Bobby Layne	51	LARm	12/21/52	Doak Walker
4t	Matthew Stafford	51t	at Dal	1/4/15	Golden Tate
6	Eric Hipple	48	at Was	1/8/83	Leonard Thompson

Receptions

Rk	Player	Rec	Opp	Date
1	Calvin Johnson	12	at NO	1/7/12
2	Brett Perriman	10	GB	1/8/94
3t	Steve Junker	8	at SF	12/22/57
3t	Willie Green	8	vs Dal	1/5/92
5t	Leonard Thompson	7	at Was	1/8/83
5t	Herman Moore	7	at Phi	12/30/95
5t	Aubrey Matthews	7	at Phi	12/30/95
5t	Johnnie Morton	7	at Phi	12/28/97

Receiving Yards			
Rk	Player	Yds	Date
1	Calvin Johnson	211	at NO 1/7/12
2t	Brett Perriman	150	GB 1/8/94
2t	Leonard Thompson	150	at Was 1/8/83
4	Herman Moore	133	at Phi 12/30/95
5	Willie Green	115	Dal 1/5/92

Receiving Touchdowns			
Rk	Player	TD	Date
1t	Steve Junker	2	Cle 12/29/57
1t	Willie Green	2	Dal 1/5/92
1t	David Sloan	2	at Phi 12/30/95
1t	Calvin Johnson	2	at NO 1/7/12

Longest Reception				
Rk	Player	Yds	Opp	Date
1	Jim Doran	78t	Cle	12/29/57
2	Herman Moore	68t	at Phi	12/30/95
3t	Herman Moore	58	at Was	1/8/00
3t	Doak Walker	51	LARm	12/21/52
5	Golden Tate	51t	at Dal	1/4/15
6	Leonard Thompson	48	at Was	1/8/83

Interceptions			
Rk	Player	Int	Date
1t	16 fimes, MR		
1t	Stephen Boyd	1	at Was 1/8/00
1t	Corwin Brown	1	at Was 1/8/00

Longest Interception			
Rk	Player	Yds	Date
1	Melvin Jenkins	41t	Dal 1/5/92
2	Mike Weger	31	at Dal 12/26/70
3	Bobby Watkins	24	at SF 12/31/83
4	Joe Schmidt	16	at SF 12/22/57
5	Melvin Jenkins	15t	GB 1/8/94

Points			
Rk	Player	Pts	Date
1	Pat Harder	19	LARm 12/21/52
2t	Thomas Tracy	12	at SF 12/22/57
2t	Steve Junker	12	Cle 12/29/57
2t	Billy Sims	12	at SF 12/31/83
2t	Willie Green	12	Dal 1/5/92
2t	David Sloan	12	at Phi 12/30/95
2t	Calvin Johnson	12	at NO 1/7/12
8t	Doak Walker	11	Cle 12/27/53
8t	James Martin	11	Cle 12/29/57
8t	Eddie Murray	11	at SF 12/31/83

Total Touchdowns			
Rk	Player	TD	Date
1t	Pat Harder	2	LARm 12/21/52
1t	Thomas Tracy	2	at SF 12/31/57
1t	Steve Junker	2	Cle 12/29/57
1t	Billy Sims	2	at SF 12/31/83
1t	Willie Green	2	Dal 1/5/92
1t	David Sloan	2	at Phi 12/30/95
1t	Calvin Johnson	2	at NO 1/7/12

Field Goals			
Rk	Player	FG	Date
1	Eddie Murray	3	at SF 12/31/83

Longest Field Goal			
Rk	Player	FG	Date
1	Eddie Murray	54	at SF 12/31/83
2	Matt Prater	53	at Sea 1/7/17
3	Matt Prater	51	at Sea 1/7/17
4	Jason Hanson	47	GB 1/8/94
5	Pat Harder	43	LARm 12/21/52

Punts			
Rk	Player	Pnt	Date
1t	Herman Weaver	8	at Dal 12/26/70
1t	Greg Montgomery	8	at GB 12/31/94
3	John Jett	7	at Was 1/8/99
4t	Robert Smith	6	at Cle 12/28/52
4t	Earl Girard	6	at Cle 12/26/54

Punting Yards			
Rk	Player	Yds	Date
1	Herman Weaver	391	at Dal 12/26/70
2	John Jett	298	at Was 1/8/00
3	Greg Montgomery	292	at GB 12/31/94
4	Earl Girard	248	at Cle 12/26/54
5	Robert Smith	245	at Cle 12/28/52

Punting (Gross) Average			
Rk	Player	Avg	Date
1	Herman Weaver	48.8	at Dal 12/26/70
2	Jim Arnold	48.3	GB 1/8/94
3	Jim Arnold	47.0	at Was 1/12/92
4	Sam Martin	46.4	at Sea 1/7/17
5	Jim Arnold	46.2	Dal 1/5/92

Longest Punt			
Rk	Player	Yds	Date
1	Yale Lary	73	Cle 12/27/53
2	Herman Weaver	61	at Dal 12/26/70
3	Jim Arnold	58	Dal 1/5/92
4	Sam Martin	55	at Sea 1/7/17
5	Mike Black	51	at SF 12/31/83

Punt Returns			
Rk	Player	PR	Date
1	Lem Barney	5	at Dal 12/26/70
2	Robbie Martin	4	at SF 12/31/83
3	Mel Gray	3	at Was 1/12/92

Punt Return Yards			
Rk	Player	Yds	Date
1	Robbie Martin	30	at SF 12/31/83
2	Mel Gray	26	Dal 1/5/92
3	Mel Gray	22	GB 1/8/94
4	Lem Barney	20	at Dal 12/26/70
5	Mel Gray	17	at GB 12/31/94

Longest Punt Return			
Rk	Player	Yds	Date
1	Mel Gray	22	GB 1/8/94
2	Mel Gray	17	at GB 12/31/94
3t	Mel Gray	13	Dal 1/5/92
3t	Glyn Milburn	13	at Phi 12/28/97
3t	Theanyi Uwaezuoke	13	at Was 1/8/00

Kickoff Returns

Rk	Player	KR	Opp	Date
1t	Ron Rivers	6	at Phi	12/30/95
1t	Alvin Hall	6	at Was	1/8/83
3t	Ty Talton	5	at Was	1/8/00
3t	Glyn Milburn	5	at Phi	12/28/97
3t	Mel Gray	5	at Was	1/12/92

Kickoff Return Yards

Rk	Player	Yds	Opp	Date
1	Mel Gray	159	at GB	12/31/94
2	Glyn Milburn	140	at Phi	12/28/97
3	Mel Gray	134	at Was	1/12/92
4	Alvin Hall	123	at Was	1/8/83
5	Ty Talton	114	at Was	1/8/00

Longest Kickoff Return

Rk	Player	Yds	Opp	Date
1	Mel Gray	69	at GB	12/31/94
2	Mel Gray	55	at Was	1/12/92
3	Glyn Milburn	50	at Phi	12/28/97
4	Ron Rivers	40	at Phi	12/30/95
5	Jack Christiansen	34	LARm	12/21/52

POSTSEASON CAREER RECORDS

Rushing Attempts

Rk	Player	Att	Years
1	Barry Sanders	91	1989-98
2	Bob Hoernschemeyer	37	1950-55
3	Bobby Layne	33	1950-58
4	Billy Sims	26	1980-84
5	Doak Walker	23	1950-55

Rushing Yards

Rk	Player	Yds	Years
1	Barry Sanders	386	1989-98
2	Doak Walker	146	1950-55
3	Bob Hoernschemeyer	123	1950-55
4	Bobby Layne	120	1950-58
5	Billy Sims	114	1980-84

Rushing Touchdowns

Rk	Player	TD	Years
1t	Billy Sims	2	1980-84
1t	Gene Gedman	2	1953,56-58
1t	Thomas Tracy	2	1956-57
1t	Doak Walker	2	1950-55
1t	Pat Harder	2	1951-53

Passing Attempts

Rk	Player	Att	Years
1	Matthew Stafford	117	2009-
2	Erik Kramer	102	1991-93
3	Bobby Layne	97	1950-58
4	Scott Mitchell	54	1994-98
5	Tobin Rote	49	1957-59

Passing Completions

Rk	Player	Cmp	Years
1	Matthew Stafford	74	2009-
2	Erik Kramer	72	1991-93
3	Bobby Layne	46	1950-58
4	Tobin Rote	28	1957-59
5	Gary Danielson	24	1976-84

Passing Yards

Rk	Player	Yds	Years
1	Matthew Stafford	908	2009-
2	Erik Kramer	838	1991-93
3	Bobby Layne	568	1950-58
4	Tobin Rote	494	1957-59
5	Eric Hipple	298	1980-89

Passing Touchdowns

Rk	Player	TD	Years
1t	Tobin Rote	5	1957-59
1t	Erik Kramer	5	1991-93
3	Matthew Stafford	4	2009-
4	Don Majkowski	3	1995-96

Passing Interceptions

Rk	Player	Int	Years
1	Bobby Layne	12	1950-58
2t	Scott Mitchell	5	1994-98
2t	Erik Kramer	5	1991-93
2t	Gary Danielson	5	1976-84
5	Matthew Stafford	3	2009-
6t	Gus Frerotte	2	1999
6t	Don Majkowski	2	1995-96
6t	Eric Hipple	2	1908-89

Receptions

Rk	Player	Yds	Years
1	Herman Moore	27	1991-01
2	Brett Perriman	25	1991-96
3	Barry Sanders	21	1989-98
4	Calvin Johnson	17	2007-15
5	Willie Green	14	1991-93

Receiving Yards

Rk	Player	Yds	Years
1	Herman Moore	474	1991-01
2	Brett Perriman	299	1991-96
3	Calvin Johnson	296	2007-15
4t	Jim Doran	247	1951-59
4t	Leonard Thompson	224	1975-86

Receiving Touchdowns

Rk	Player	TD	Years
1t	Willie Green	3	1991-93
1t	Steve Junker	3	1957,59-61
3t	Jim Doran	2	1951-59
3t	Brett Perriman	2	1991-96
3t	Herman Moore	2	1991-01
3t	David Sloan	2	1995-01
3t	Calvin Johnson	2	2007-15

Interceptions

Rk	Player	Int	Years
1	Joe Schmidt	3	1953-65
2	Melvin Jenkins	2	1991-93

Scoring		
Rk	Player	Years
1t	Pat Harder	24 1951-53
1t	Eddie Murray	24 1980-91
3	Jason Hanson	22 1992-12
4	Doak Walker	21 1950-55
5t	Willie Green	18 1991-93
5t	Steve Junker	18 1957, 59-61

Total Touchdowns		
Rk	Player	Years
1t	Willie Green	3 1991-93
1t	Steve Junker	3 1957, 59-61

Field Goals		
Rk	Player	Years
1	Eddie Murray	5 1980-91
2	Matt Prater	4 2014-
3	Jason Hanson	3 1992-2012
4t	Doak Walker	2 1950-55
4t	Pat Harder	2 1951-53
4t	James Martin	2 1951-61

Punts		
Rk	Player	Years
1	Robert Smith	14 1949-54
2t	John Jett	11 1997-2003
2t	Jim Arnold	11 1986-93
4	Sam Martin	9 2013-
5t	Herman Weaver	8 1970-76
5t	Yale Lary	8 1952-53, 56-64
5t	Greg Montgomery	8 1994

Punting Yards		
Rk	Player	Years
1	Robert Smith	589 1949-54
2	Jim Arnold	517 1986-93
3t	John Jett	448 1997-2003
3t	Herman Weaver	391 1970-76
5	Sam Martin	374 2013-

Punting Average		
Rk	Player	Years
1	Herman Weaver	48.8 1970-76
2	Jim Arnold	47.0 1986-93
3	Robert Smith	43.6 1953-54
4	Robert Smith	42.1 1949-54
5	Sam Martin	41.6 2013-

Punt Returns		
Rk	Player	Years
1	Mel Gray	7 1989-94
2	Robbie Martin	6 1981-84
3	Lem Barney	5 1967-77
4	Yale Lary	4 1952-53, 56-64

Punt Return Yards		
Rk	Player	Years
1	Mel Gray	78 1989-94
2	Robbie Martin	43 1981-84
3	Lem Barney	20 1967-77
4	Yale Lary	19 1952-53, 56-64
5	Iheanyi Uwaezuoke	13 1999

Kickoff Returns		
Rk	Player	Years
1	Mel Gray	15 1989-94
2	Alvin Hall	8 1981-85, 87
3	Ron Rivers	6 1995-99
4t	Ty Talton	5 1999
4t	Glyn Milburn	5 1996-97

Kickoff Return Yards		
Rk	Player	Years
1	Mel Gray	372 1989-94
2	Alvin Hall	168 1981-85, 87
3	Glyn Milburn	140 1996-97
4t	Ty Talton	114 1999
4t	Ron Rivers	108 1995-99

TOP POSTSEASON PERFORMANCES

300+ Yards Passing					
Date	Opp	Player	Yds	Cmp	Att
1/5/92	Dal	Erik Kramer	341	29	38
1/7/12	at NO	Matthew Stafford	380	28	43
1/4/15	at Dal	Matthew Stafford	323	28	42

100+ Yards Rushing				
Date	Opp	Player	Yds	Att
12/31/83	at SF	Billy Sims	114	20
1/8/94	GB	Barry Sanders	169	27

100+ Yards Receiving				
Date	Opp	Player	Yds	Rec
12/29/57	Cle	Jim Doran	101	3
12/29/57	Cle	Steve Junker	109	5
1/1/83	at Was	Leonard Thompson	150	7
1/5/92	Dal	Willie Green	115	8
1/8/94	GB	Brett Perriman	150	10
12/30/95	at Phi	Herman Moore	133	7
1/7/12	at NO	Calvin Johnson	211	12

POSTSEASON TEAM RECORDS

First Downs, Total			
Rk	FD	Opp	Date
1	26	at Phi	12/30/95
2	25	GB	1/8/94
3	23	Dal	1/5/92
4t	22	at SF	12/22/57
4t	22	Cle	12/29/57
4t	22	at SF	12/31/83
4t	22	at NO	1/7/12

First Downs, Rushing			
Rk	FD	Opp	Date
1t	9	GB	1/8/94
1t	9	at SF	12/31/83
1t	9	Cle	12/29/57

First Downs, Passing			
Rk	FD	Opp	Date
1t	20	at Phi	12/3/95
1t	20	at NO	1/7/12
3	19	at Dal	1/5/92
4t	14	GB	1/8/94
4t	14	at Dal	1/4/15

Total Net Yards			
Rk	Yds	Opp	Date
1	438	Cle	12/29/57
2	422	at Phi	12/30/95
3	421	Dal	1/5/92
4t	412	at SF	12/31/83
4t	412	at NO	1/7/12

Rushing Yards			
Rk	Yds	Opp	Date
1	235	NYG	12/15/35
2	199	at Cle	12/28/52
3	188	at SF	12/31/83
4	175	GB	1/8/94
5	173	LARm	12/21/52

Passing Yards			
Rk	Yds	Opp	Date
1	380	at NO	1/7/12
2	350	at Phi	12/30/95
3	337	vs Dal	1/5/92
4	323	at Dal	1/4/15
5	296	vs Cle	12/29/57

Passing Attempts			
Rk	Att	Opp	Date
1	52	at Phi	12/30/95
2	46	at Was	1/8/00
3	44	at Cle	12/26/54
4	43	at NO	1/7/12
5t	42	at Was	1/12/92
5t	42	at Dal	1/4/15

Passing Completions			
Rk	Cmp	Opp	Date
1	29	Dal	1/5/92
2t	28	at NO	1/7/12
2t	28	at Dal	1/4/15
4	27	at Phi	12/30/95
5	25	at Was	1/12/92

Total Yards Allowed, Defense			
Rk	Yds	Opp	Date
1	194	NYG	12/15/35
2	220	Cle	12/27/53
3	231	at Dal	12/26/70
4	276	Dal	1/5/92
5	291	at SF	12/31/83

Rushing Yards Allowed, Defense			
Rk	Yds	Opp	Date
1	73	at Dal	1/4/15
2	81	at GB	12/31/94
3	89	GB	1/8/94
4	97	Dal	1/5/92
5	103	at SF	12/31/83

Passing Yards Allowed, Defense			
Rk	Yds	Opp	Date
1	22	at Dal	12/26/70
2	38	Cle	12/27/53
3	88	NYG	12/15/35
4	112	Cle	12/29/57
5	148	LARm	12/21/52

Sacks			
Rk	Sk	Opp	Date
1	6	at Dal	1/4/15
2t	3	Cle	12/27/53
2t	3	Dal	1/5/92
2t	3	at Sea	1/7/17

Fumble Recoveries			
Rk	FR	Opp	Date
1	3	NYG	12/15/35
2t	2	at Cle	12/26/54
2t	2	Dal	1/5/92
2t	2	at NO	1/7/12

Interceptions			
Rk	Int	Opp	Date
1	5	Cle	12/29/57
2	4	LARm	12/21/52
3	3	at SF	12/22/57

Fumbles Lost			
Rk	Fum	Opp	Date
1	4	NYG	12/15/35
2t	3	at SF	12/22/57
2t	3	at Was	1/8/83

Time of Possession			
Rk	Time	Opp	Date
1	35:34	GB	1/8/94
2	33:53	at SF	12/31/83
3	31:24	at Was	1/12/92

Penalties			
Rk	Pen	Opp	Date
1	12	at Was	1/8/00
2	8	at Dal	1/4/15
3t	7	at SF	12/22/57
3t	7	at SF	12/31/83
3t	7	at Was	1/12/92
3t	7	at Phi	12/30/95
3t	7	at NO	1/7/12
3t	7	at Sea	1/7/17

SEASONAL LEADERS

RUSHING

Year	Player	Att	Yds	Avg	TD
1934	Dutch Clark	123	763	6.2	8
1935	Ernie Caddel	87	450	5.2	6
1936	Ace Gutowsky	191	827	4.3	6
1937	Dutch Clark	96	468	4.9	5
1938	Bill Shepherd	100	455	4.6	3
1939	Bill Shepherd	105	420	4.0	2
1940	Byron White*	146	514	3.5	5
1941	Byron White	89	240	2.7	0
1942	Mickey Sanzotta	71	268	3.8	2
1943	Frank Sinkwich	93	266	2.9	1
1944	Frank Sinkwich	150	563	3.8	6
1945	Bob Westfall	82	234	2.9	6
1946	Camp Wilson	64	207	3.2	3
1947	Camp Wilson	89	412	4.6	0
1948	Camp Wilson	157	612	3.9	2
1949	Bill Dudley	125	402	3.2	3
1950	Bob Hoernschemeyer	84	471	5.6	1
1951	Bob Hoernschemeyer	132	678	5.1	2
1952	Bob Hoernschemeyer	106	457	4.3	4
1953	Bob Hoernschemeyer	101	482	4.8	7
1954	Lew Carpenter	104	476	4.6	3
1955	Lew Carpenter	137	543	4.0	6
1956	Gene Gedman	135	479	3.5	7
1957	John Henry Johnson	129	621	4.8	5
1958	Tobin Rote	77	351	4.6	3
1959	Nick Pietrosante	76	447	5.9	3
1960	Nick Pietrosante	161	872	5.4	8
1961	Nick Pietrosante	201	841	4.2	5
1962	Dan Lewis	120	488	4.1	6
1963	Dan Lewis	133	528	4.0	2
1964	Nick Pietrosante	147	536	3.6	4
1965	Amos Marsh	131	495	3.8	6
1966	Tom Nowatzke	151	512	3.4	6
1967	Mel Farr	206	860	4.2	3
1968	Mel Farr	128	597	4.7	3
1969	Bill Triplett	111	377	3.4	3
1970	Mel Farr	166	717	4.3	9
1971	Steve Owens	246	1035	4.2	8
1972	Altie Taylor	154	658	4.3	4
1973	Altie Taylor	176	719	4.1	5
1974	Altie Taylor	150	532	3.5	5
1975	Dexter Bussey	157	696	4.4	2
1976	Dexter Bussey	196	858	4.4	3
1977	Horace King	155	521	3.4	1
1978	Dexter Bussey	225	924	4.1	5
1979	Dexter Bussey	144	625	4.3	1
1980	Billy Sims	313	1303	4.2	13
1981	Billy Sims	296	1437	4.9	13
1982	Billy Sims	172	639	3.7	4
1983	Billy Sims	220	1040	4.7	7
1984	Billy Sims	130	687	5.3	5
1985	James Jones	244	886	3.6	6
1986	James Jones	252	903	3.6	8

1987	James Jones	96	342	3.6	0
1988	Garry James	182	552	3.0	5
1989	Barry Sanders	280	1470	5.3	14
1990	Barry Sanders*	255	1304	5.1	13
1991	Barry Sanders	342	1548	4.5	16
1992	Barry Sanders	312	1352	4.3	9
1993	Barry Sanders	243	1115	4.6	3
1994	Barry Sanders*	331	1883	5.7	7
1995	Barry Sanders	314	1500	4.8	11
1996	Barry Sanders*	307	1553	5.1	11
1997	Barry Sanders*	335	2053	6.1	11
1998	Barry Sanders	343	1491	4.3	4
1999	Greg Hill	144	542	3.8	2
2000	James Stewart	339	1184	3.5	10
2001	James Stewart	143	685	4.8	1
2002	James Stewart	231	1021	4.4	4
2003	Shawn Bryson	158	606	3.8	3
2004	Kevin Jones	241	1133	4.7	5
2005	Kevin Jones	186	664	3.6	5
2006	Kevin Jones	181	689	3.8	6
2007	Kevin Jones	153	581	3.8	8
2008	Kevin Smith	238	976	4.1	8
2009	Kevin Smith	217	747	3.4	4
2010	Jahvid Best	171	555	3.2	4
2011	Jahvid Best	84	390	4.6	2
2012	Mikel Leshoure	215	798	3.7	9
2013	Reggie Bush	223	1006	4.5	4
2014	Joiqee Bell	223	860	3.9	7
2015	Ameer Abdullah	143	597	4.2	2
2016	Theo Riddick	92	357	3.9	1

RECEIVING

Year	Player	Rec	Yds	Avg	TD
1934	Harry Ebding	10	264	26.4	2
1935	Ernie Caddel	10	171	17.1	0
1936	Ernie Caddel	19	150	7.9	1
	Harry Ebding	10	194	19.4	3
1937	Ernie Caddel	9	80	8.9	0
	Ed Klewicki	8	134	16.8	0
1938	Lloyd Cardwell	9	138	15.3	1
1939	Monk Moscrip	14	176	12.6	0
	Bill Shephard	14	143	10.2	1
1940	Lloyd Cardwell	20	349	17.5	1
1941	Bill Fisk	9	140	15.6	2
1942	Bill Fisk	15	177	11.8	0
1943	Harry Hopp	17	229	13.5	3
1944	Jack Matheson	23	361	15.7	3
	Dave Diehl	18	426	23.7	4
1945	John Greene	26	550	21.2	5
1946	John Greene	20	289	14.5	2
1947	John Greene	38	621	16.3	5
1948	Joe Margucci	36	450	12.5	2
	John Greene	25	595	23.8	5
1949	Bob Mann	66	1014	15.4	4
1950	Cloyce Box	50	1009	20.2	11
1951	Leon Hart	35	544	15.5	12
	Dorne Dibble	30	613	20.4	6
1952	Cloyce Box	42	924	22.0	15

1953	Doak Walker	30	502	16.7	3
1954	Dorne Dibble	46	768	16.7	6
1955	Dave Middleton	44	663	15.1	3
	Lew Carpenter	44	312	7.1	2
1956	Dave Middleton	39	606	15.5	5
1957	Jim Doran	33	624	18.9	5
1958	Dave Middleton	29	506	17.4	3
1959	Jim Gibbons	31	431	13.9	1
1960	Jim Gibbons	51	604	11.8	2
	Gail Cogdill	43	642	14.9	1
1961	Gail Cogdill	45	956	21.2	6
	Jim Gibbons	45	566	12.6	1
1962	Gail Cogdill	53	991	18.7	7
1963	Terry Barr	66	1086	16.5	13
1964	Terry Barr	57	1030	18.1	9
1965	Pat Studstill	28	389	13.9	3
	Terry Barr	24	433	18.0	3
1966	Pat Studstill	67	1266	18.9	5
1967	Mel Farr	39	317	8.1	3
	Bill Malinchak	26	397	15.3	4
1968	Earl McCullouch	40	680	17.0	5
	Charlie Sanders	40	533	13.3	1
1969	Charlie Sanders	42	656	15.6	3
1970	Charlie Sanders	40	544	13.6	6
1971	Steve Owens	32	350	10.9	2
	Charlie Sanders	31	502	16.2	5
1972	Altie Taylor	29	250	8.6	2
	Larry Walton	24	485	20.2	6
1973	Charlie Sanders	28	433	15.5	2
1974	Ron Jessie	54	761	14.1	3
1975	Charlie Sanders	37	486	13.1	3
	Ray Jarvis	29	501	17.3	4
1976	Ray Jarvis	39	822	21.1	5
1977	Horace King	40	238	6.0	0
	David Hill	32	465	14.5	2
1978	David Hill	53	633	11.9	4
1979	Freddie Scott	62	929	15.0	5
1980	Freddie Scott	53	834	15.7	4
1981	Freddie Scott	53	1022	19.3	5
1982	Billy Sims	34	342	10.1	0
1983	James Jones	46	467	10.2	1
1984	James Jones	77	662	8.6	5
	Leonard Thompson	50	773	15.5	6
1985	Leonard Thompson	51	736	14.4	5
1986	James Jones	54	334	6.2	1
	Jeff Chadwick	53	995	18.8	5
1987	Pete Mandley	58	720	12.4	7
1988	Pete Mandley	44	617	14.0	4
1989	Richard Johnson	70	1091	15.6	8
1990	Richard Johnson	64	727	11.4	6
	Robert Clark	52	932	17.9	8
1991	Brett Perriman	52	668	12.8	1

1992	Brett Perriman	69	810	11.7	4
1992	Herman Moore	51	966	18.9	4
1993	Herman Moore	61	935	15.3	6
1994	Herman Moore	72	1173	16.3	11
1995	Herman Moore*	123	1686	13.7	14
1996	Herman Moore	106	1296	12.2	9
1997	Herman Moore*	104	1293	12.4	8
	(tied NFL high)				
1998	Herman Moore	82	983	12.0	5
	Johnnie Morton	69	1028	14.9	2
1999	Germane Crowell	81	1338	16.5	7
2000	Johnnie Morton	61	788	12.9	3
2001	Johnnie Morton	77	1154	15.0	4
2002	James Stewart	46	333	7.2	2
	Bill Schroeder	36	595	16.5	6
2003	Shawn Bryson	54	340	6.3	0
	Az-Zahir Hakim	49	449	9.2	4
2004	Roy Williams	54	817	15.1	8
2005	Marcus Pollard	46	516	11.2	3
	Roy Williams	45	687	15.3	8
2006	Mike Furrey#	98	1098	11.1	6
	Roy Williams	92	1310	16.0	7
2007	Shaun McDonald	79	943	11.9	6
2008	Calvin Johnson	78	1331	17.1	12
2009	Calvin Johnson	67	984	14.7	5
2010	Calvin Johnson	77	1120	14.5	12
2011	Calvin Johnson	96	1681*	17.5	16
2012	Calvin Johnson	122*	1964*	16.1	5
2013	Calvin Johnson	84	1492#	17.8	12
2014	Golden Tate	99	1331	13.4	4
2015	Calvin Johnson	88	1214	13.8	9
2016	Golden Tate	91	1077	11.8	4

PASSING

Year	Player	Att	Cmp	Pct	Yds	Avg	TD	Int	Rtg
1934	Dutch Clark	50	23	46.0	383	7.66	0	3	47.3
1935	Glenn Presnell	45	15	33.3	193	4.29	0	6	8.1
1936	Dutch Clark	71	38	53.5	467	6.58	4	6	57.7
1937	Bill Shepherd	46	19	41.3	297	6.46	2	7	38.3
1938	Vern Huffman	85	27	31.8	382	4.49	2	8	15.9
1939	Dwight Sloan	102	45	44.1	658	6.45	2	3	60.0
1940	Byron White	80	35	43.8	461	5.76	0	12	23.0
1941	Byron White	62	22	35.5	338	5.45	2	5	31.5
1942	Harry Hopp	68	20	29.4	258	3.79	0	13	3.3
1943	Frank Sinkwich	126	50	39.7	699	5.55	7	20	37.2
1944	Frank Sinkwich	148	58	39.2	1060	7.16	12	20	52.0
1945	Ch. Fenenbock	110	45	40.9	754	6.85	7	11	46.4
1946	Dave Ryan	154	73	47.4	965	6.27	6	17	41.1
1947	Clyde LeForce	175	94	53.7	1384	7.91	13	20	65.0
1948	Fred Enke	221	100	45.2	1328	6.01	11	17	49.4
1949	Frank Tripucka	145	62	42.8	833	5.74	9	14	42.8
1950	Bobby Layne	336	152	45.2	2323	6.91	16	18	62.1
1951	Bobby Layne	332	152	45.8	2403	7.24	26	23	67.6
1952	Bobby Layne	287	139	48.4	1999	6.97	19	20	64.5
1953	Bobby Layne	273	125	45.8	2088	7.65	16	21	59.6
1954	Bobby Layne	246	135	54.9	1818	7.39	14	12	77.3
1955	Bobby Layne	270	143	53.0	1830	6.78	11	17	61.8
1956	Bobby Layne	244	129	52.9	1909	7.82	9	17	62.0

1957	Bobby Layne	179	87	48.6	1169	6.53	6	12	53.0	2015	Matthew Stafford	592	398	67.2	4262	7.20	32	13	97.0
1958	Tobin Rote	257	118	45.9	1678	6.53	14	10	69.5	2016	Matthew Stafford	594	388	65.3	4327	7.30	24	10	93.3
1959	Earl Morrall	137	65	47.4	1102	8.04	5	6	69.1	SCORING									
1960	Jim Ninowski	283	134	47.3	1599	5.65	2	18	40.9	Year	Player	TD	FG	XP	Pts				
1961	Jim Ninowski	247	117	47.4	1921	7.78	7	18	53.0	1934	Dutch Clark	8	4	13	73				
1962	Milt Plum	325	179	55.1	2378	7.32	15	20	68.2	1935	Dutch Clark	6	1	16	55				
1963	Earl Morrall	328	174	53.0	2621	7.99	24	14	86.2	1936	Dutch Clark	7	4	19	73				
1964	Milt Plum	287	154	53.7	2241	7.81	18	15	78.5	1937	Dutch Clark	6	3	6	45				
1965	Milt Plum	308	143	46.4	1710	5.55	12	19	51.2	1938	Lloyd Cardwell	5	0	0	30				
1966	Karl Sweetan	309	157	50.8	1809	5.85	4	14	54.3	1939	Chuck Hanneman	2	4	5	29				
1967	Milt Plum	172	86	50.0	925	5.38	4	8	54.5	1940	Byron White	5	0	2	32				
1968	Bill Munson	329	181	55.0	2311	7.02	15	8	82.3	1941	Byron White	4	0	0	24				
1969	Bill Munson	166	84	50.6	1062	6.40	7	8	64.9	1942	Elmer Hackney	2	0	0	12				
1970	Greg Landry	136	83	61.0	1072	7.88	9	5	92.5	1943	Harry Hopp	9	0	0	54				
1971	Greg Landry	261	136	52.1	2237	8.57	16	13	80.9	1944	Frank Sinkwich	6	2	24	66				
1972	Greg Landry	268	134	50.0	2066	7.71	18	17	71.8	1945	Bob Westfall	9	0	0	54				
1973	Bill Munson	187	95	50.8	1129	6.04	9	8	67.8	1946	Bob Cifers	4	0	0	24				
1974	Bill Munson	292	166	56.8	1874	6.42	8	7	75.3	1947	Bill Dudley	11	0	0	66				
1975	Joe Reed	191	86	45.0	1181	6.18	9	10	59.3	1948	Bill Dudley	7	0	0	42				
1976	Greg Landry	291	168	57.7	2191	7.53	17	8	89.6	1949	Bill Dudley	6	5	30	81				
1977	Greg Landry	240	135	56.3	1359	5.66	6	7	68.7	1950	Doak Walker	11	8	38	128				
1978	Gary Danielson	351	199	56.7	2294	6.54	18	17	73.5	1951	Doak Walker	6	6	43	97				
1979	Jeff Komlo	368	183	49.7	2238	6.08	11	23	52.8	1952	Cloyce Box	15	0	0	90				
1980	Gary Danielson	417	244	58.5	3223	7.73	13	11	82.4	1953	Doak Walker	5	12	27	93				
1981	Eric Hipple	279	140	50.2	2358	8.45	14	15	73.4	1954	Doak Walker	5	11	43	106				
1982	Gary Danielson	197	100	50.8	1343	6.82	10	14	60.1	1955	Doak Walker	7	9	27	96				
1983	Eric Hipple	387	204	52.7	2577	6.66	12	18	64.7	1956	Bobby Layne	5	12	33	99				
1984	Gary Danielson	410	252	61.5	3076	7.50	17	15	83.1	1957	Bobby Layne	0	6	25	43				
1985	Eric Hipple	406	223	54.9	2952	7.27	17	18	73.6	1958	Jim Martin	0	7	28	49				
1986	Eric Hipple	305	192	63.0	1919	6.29	9	11	75.6	1959	Howard Cassady	5	0	0	30				
1987	Chuck Long	416	232	55.8	2598	6.25	11	20	63.4	1960	Jim Martin	0	13	26	65				
1988	Rusty Hilger	306	126	41.2	1558	5.09	7	12	48.9	1961	Jim Martin	0	0	15	25				
1989	Bob Gagliano	232	117	50.4	1671	7.20	6	12	61.2	1962	Wayne Walker	0	9	37	64				
1990	Rodney Peete	271	142	52.4	1974	7.28	13	8	79.8	1963	Terry Barr	13	0	0	78				
1991	Erik Kramer	265	136	51.3	1635	6.17	11	8	71.8	1964	Wayne Walker	0	14	32	74				
1992	Rodney Peete	213	123	57.7	1702	7.99	9	9	80.0	1965	Wayne Walker	0	8	33	57				
1993	Rodney Peete	252	157	62.3	1670	6.63	6	14	66.4	1966	Garo Yepremian	0	13	11	50				
1994	Dave Krieg	212	131	61.8	1629	7.68	14	3	101.7	1967	Mel Farr	6	0	0	36				
1995	Scott Mitchell	583	346	59.3	4338	7.44	32	12	92.3		Tom Nowatzke	6	0	0	36				
1996	Scott Mitchell	437	253	57.9	2917	6.68	17	17	74.9	1968	Mel Farr	7	0	0	42				
1997	Scott Mitchell	509	293	57.6	3484	6.84	19	14	79.6		Bill Gambrell	7	0	0	42				
1998	Charlie Batch	303	173	57.1	2178	7.19	11	6	83.5	1969	Errol Mann	0	25	26	101				
1999	Gus Frerotte	288	175	60.8	2117	7.35	9	7	83.6	1970	Errol Mann	0	20	31	101				
2000	Charlie Batch	412	221	53.6	2489	6.04	13	15	67.3	1971	Errol Mann	0	0	22	37				
2001	Charlie Batch	341	198	58.1	2392	7.01	12	12	76.8	1972	Errol Mann	0	20	38	98				
2002	Joey Harrington	429	215	50.1	2294	5.35	12	16	59.9	1973	Errol Mann	0	13	14	53				
2003	Joey Harrington	554	309	55.8	2880	5.20	17	22	63.9	1974	Errol Mann	0	23	23	92				
2004	Joey Harrington	489	275	56.0	3047	6.23	19	12	77.5	1975	Errol Mann	0	14	29	67				
2005	Joey Harrington	330	188	57.0	2021	6.12	12	12	72.0	1976	Benny Ricardo	0	10	19	49				
2006	Jon Kitna	596	372	62.4	4208	7.06	21	22	79.9	1977	Steve Mike-Mayer	0	8	19	43				
2007	Jon Kitna	561	355	63.3	4068	7.30	18	20	80.9	1978	Benny Ricardo	0	20	32	92				
2008	Dan Orlovsky	255	143	56.1	1616	6.34	8	8	72.6	1979	Benny Ricardo	0	10	25	55				
2009	Matthew Stafford	377	201	53.3	2267	6.01	13	20	61.0	1980	Eddie Murray	0	27	35	116				
2010	Shaun Hill	416	257	61.8	2686	6.46	16	12	81.3	1981	Eddie Murray	0	25	46	121				
2011	Matthew Stafford	663	421	63.5	5038	7.60	41	16	97.2	1982	Eddie Murray	0	11	16	49				
2012	Matthew Stafford	727	435	59.8	4967	6.83	20	17	79.8	1983	Eddie Murray	0	25	38	113				
2013	Matthew Stafford	634	371	58.5	4650	7.33	29	19	84.2	1984	Eddie Murray	0	20	31	91				
2014	Matthew Stafford	602	363	60.3	4257	7.07	22	12	85.7										

1985	Eddie Murray	0	26	31	109
1986	Eddie Murray	0	18	31	85
1987	Eddie Murray	0	20	21	81
1988	Eddie Murray	0	20	22	82
1989	Eddie Murray	0	20	36	96
1990	Barry Sanders	13	0	0	96
1991	Barry Sanders	17	0	0	102
1992	Jason Hanson	0	21	30	93
1993	Jason Hanson#	0	34	28	130
1994	Jason Hanson	0	18	39	93
1995	Jason Hanson#	0	28	48	132
1996	Jason Hanson	0	12	36	72
1997	Jason Hanson	0	26	39	117
1998	Jason Hanson	0	29	27	114
1999	Jason Hanson	0	26	28	106
2000	Jason Hanson	0	29	24	101
2001	Jason Hanson	0	21	23	86
2002	Jason Hanson	0	23	31	100
2003	Jason Hanson	0	22	26	92
2004	Jason Hanson	0	24	28	100
2005	Jason Hanson	0	19	27	84
2006	Jason Hanson	0	29	30	117
2007	Jason Hanson	0	29	35	122
2008	Jason Hanson	0	31	25	88
2009	Jason Hanson	0	21	25	88
2010	Calvin Johnson	12	0	0	74
2011	Jason Hanson	0	24	54	126
2012	Jason Hanson	0	32	38	136
2013	David Akers	0	19	42	99
2014	Matt Prater	0	21	21	84
2015	Matt Prater	0	22	36	102
2016	Matt Prater	0	31	31	124

KICKOFF RETURNS

Year	Player	KR	Yds	Avg	TD
1944	Arthur Van Tone	9	227	25.2	1
1945	Andrew Farkas	8	165	20.6	0
1946	Dave Ryan	15	308	20.5	1
1947	William Dudley	15	359	23.9	0
1948	Camp Wilson	10	228	22.8	0
1949	Don Doll*	21	536	25.5	0
1950	Doak Walker	10	225	22.5	0
1951	Doak Walker	15	408	27.2	0
1952	Jack Christiansen	16	409	25.6	0
1953	Jack Christiansen	10	183	18.3	0
1954	Jug Girard	12	248	20.7	0
1955	Dave Middleton	11	188	17.1	0
1956	Howard Cassidy	16	382	23.9	0
1957	Howard Cassidy	10	232	23.2	0
1958	Ken Webb	7	154	22.0	0
1959	Ken Webb	16	352	22.0	0
1960	Jim Steffen	8	225	28.1	0
1961	Pat Studstill	16	448	28.1	1
1962	Tommy Watkins	17	452	26.6	0
1963	Tommy Watkins	21	447	21.3	0
1964	Pat Studstill	29	708	24.4	0
1965	Tommy Watkins*	17	584	34.4	0

1966	Tommy Vaughn	23	595	26.0	0
1967	Tommy Vaughn	16	446	27.9	0
1968	Lem Barney	25	670	26.8	1
1969	Bobby Williams*	17	563	33.1	1
1970	Bobby Williams	25	544	21.7	1
1971	Ron Jessie	16	470	29.4	2
1972	Ron Jessie	23	558	24.3	0
1973	Dick Jauron	17	405	23.8	0
1974	Jimmie Jones	38	927	24.4	0
1975	Bobby Thompson	22	565	25.7	0
1976	James Hunter	14	375	26.6	0
1977	Eddie Payton	18	457	25.4	1
1978	Jesse Thompson	14	346	24.7	0
1979	John Arnold	23	539	23.4	0
1980	Rick Kane	23	495	21.5	0
1981	Alvin Hall	25	525	21.0	0
1982	Alvin Hall#	16	426	26.6	1
1983	Alvin Hall	23	492	21.4	0
1984	Pete Mandley	22	390	17.7	0
1985	Alvin Hall	39	886	22.7	0
1986	Herman Hunter	48	1007	21.0	0
1987	Gary Lee	32	719	22.5	0
1988	Gary Lee	18	355	19.7	0
1989	Mel Gray#	24	640	26.7	0
1990	Mel Gray	41	939	22.9	0
1991	Mel Gray*	36	929	25.8	0
1992	Mel Gray	42	1006	24.0	1
1993	Mel Gray	28	688	24.6	1
1994	Mel Gray*	45	1276	28.4	3
1995	Ron Rivers	19	420	22.1	0
1996	Glyn Milburn	64	1627	25.4	0
1997	Glyn Milburn	55	1315	23.9	0
1998	Terry Fair*	51	1428	28.0	2
1999	Terry Fair	34	752	22.1	0
2000	Desmond Howard	57	1401	24.6	0
2001	Desmond Howard	57	1446	25.4	0
2002	Eddie Drummond	40	1039	26.0	0
2003	Reggie Swinton	50	964	24.1	1
2004	Eddie Drummond	41	1092	26.6	2
2005	Eddie Drummond	49	1077	22.0	0
2006	Eddie Drummond	62	1349	21.8	0
2007	Aveion Cason	42	1041	24.8	0
2008	Brandon Middleton	39	864	22.2	0
2009	Aaron Brown	42	951	22.6	0
2010	Stefan Logan	55	1448	26.8	1
2011	Stefan Logan	33	832	25.2	0
2012	Stefan Logan	28	597	21.3	0
2013	Jeremy Ross	15	439	29.3	1
2014	Jeremy Ross	23	584	25.4	0
2015	Ameer Abdullah	37	1077	29.1	0
2016	Andre Roberts	33	747	22.6	0

PUNT RETURNS

Year	Player	PR	Yds	Avg	TD
1944	Frank Sinkwich	11	148	13.5	0
1945	Dave Ryan	15	221	14.7	0
1946	Bill DeCorrevont	6	81	13.5	0
1947	William Dudley	11	182	16.5	1

1948	Joe Margucci	10	100	10.0	0
1949	Bill Dudley	11	199	18.1	1
1950	Clarence Self	12	129	10.8	0
1951	Jack Christiansen	18	343	19.1	4
1952	Jack Christiansen*	15	322	21.5	2
1953	Yale Lary	13	115	8.8	1
1954	Jack Christiansen	23	225	9.8	1
1955	Lee Riley	14	107	7.6	0
1956	Howard Cassady	13	83	6.4	0
1957	Yale Lary	25	139	5.6	0
1958	Yale Lary	27	196	7.3	1
1959	Terry Barr	16	102	6.4	0
1960	Terry Barr	14	104	7.4	0
1961	Howard Cassady	16	159	9.9	0
1962	Pat Studstill*	29	457	15.8	0
1963	Tommy Watkins	32	399	12.5	1
1964	Tommy Watkins*	16	238	14.9	2
1965	Tommy Watkins	23	234	10.2	0
1966	Tommy Vaughn	18	179	9.9	0
1967	Tommy Watkins	15	57	3.8	0
1968	Lem Barney	13	79	6.1	0
1969	Lem Barney	9	191	21.2	1
1970	Lem Barney	25	259	10.4	1
1971	Lem Barney	14	122	8.7	0
1972	Lem Barney	15	108	7.2	0
1973	Lem Barney	27	231	8.6	0
1974	Dick Jauron#	17	286	16.8	0
1975	Charlie West	22	219	10.0	0
1976	Lem Barney	23	191	8.3	0
1977	Eddie Payton	27	273	10.1	1
1978	Jesse Thompson	16	161	10.1	0
1979	John Arnold	19	164	8.6	0
1980	Ray Williams	27	259	9.6	0
1981	Robbie Martin	52	450	8.7	1
1982	Robbie Martin	26	275	10.6	0
1983	Ken Jenkins	23	230	10.0	0
1984	Robbie Martin	25	210	8.4	0
1985	Pete Mandley	38	403	10.6	1
1986	Pete Mandley	43	420	9.8	1
1987	Pete Mandley	23	250	10.9	0
1988	Pete Mandley	37	287	7.8	0
1989	Walter Stanley*	36	496	13.8	0
1990	Mel Gray	34	361	10.6	0
1991	Mel Gray*	25	385	15.4	1
1992	Mel Gray	18	175	9.7	1
1993	Mel Gray	23	197	8.6	0
1994	Mel Gray	21	233	11.1	0
1995	Johnnie Morton	7	48	6.9	0
1996	Glyn Milburn	34	284	8.4	0
1997	Glyn Milburn	47	433	9.2	0
1998	Terry Fair	30	189	6.3	0
1999	Terry Fair	11	97	8.8	0
2000	Desmond Howard	31	457	14.7	1
2001	Desmond Howard	22	201	9.1	0
2002	Eddie Drummond	18	138	7.7	1

2003	Reggie Swinton	23	318	13.8	1
2004	Eddie Drummond	24	316	13.2	2
2005	Eddie Drummond	26	157	6.0	0
2006	Eddie Drummond	28	296	10.6	0
2007	Troy Walters	15	118	7.9	0
2008	Shaun McDonald	11	104	9.5	0
2009	Dennis Northcutt	22	189	8.6	0
2010	Stefan Logan	30	362	12.1	0
2011	Stefan Logan	37	301	8.1	0
2012	Stefan Logan	33	300	9.1	0
2013	Micheal Spurlock	22	145	6.6	0
2014	Jeremy Ross	32	284	8.9	0
2015	Golden Tate	20	149	7.5	0
2016	Andre Roberts	20	246	12.3	2

PUNTING

Year	Player	Pnt	Yds	Avg	Net	In20	Lq
1939	Johnny Pingel	32	1368	42.8	-	-	65
1940	Whizzer White	52	2132	41.0	-	-	61
1941	Whizzer White	48	1997	41.6	-	-	63
1942	Harry Hopp	27	1098	40.7	-	-	52
1942	Chet Wetterlund	11	449	40.8	-	-	56
1943	Harry Hopp	42	1643	39.1	-	-	60
1944	Frankie Sinkwich	45	1845	41.0	-	-	73
1945	Chuck Fenenbock	29	1081	37.3	-	-	57
1946	Bob Cifers	30	1369	45.6	-	-	73
1947	Leroy Zimmerman	49	2078	42.4	-	-	62
1948	George Grimes	28	1006	35.9	-	-	56
1949	Bill Dudley	34	1278	37.6	-	-	55
1950	Bob Smith	32	1310	40.9	-	-	60
1951	Bob Smith	49	2082	42.5	-	-	73
1952	Bob Smith	61	2729	44.7	-	-	66
1953	Bob Smith	40	1647	41.2	-	-	57
1954	Jug Girard	63	2585	41.0	-	-	65
1955	Jug Girard	56	2310	41.3	-	-	65
1956	Yale Lary	42	1698	40.4	-	-	61
1957	Yale Lary	54	2156	39.9	-	-	66
1958	Yale Lary	59	2524	42.8	-	-	62
1959	Yale Lary	45	2121	47.1	-	-	67
1960	Yale Lary	64	2802	43.8	-	-	63
1961	Yale Lary	52	2519	48.4	-	-	71
1962	Yale Lary	52	2354	45.3	-	-	68
1963	Yale Lary	35	1713	48.9	-	-	73
1964	Yale Lary	67	3099	46.3	-	-	74
1965	Pat Studstill	78	3335	42.8	-	-	69
1966	Pat Studstill	72	2956	41.1	-	-	66
1968	Jerry DePoyster	71	2868	40.4	-	-	60
1969	Lem Barney	66	2249	34.1	-	-	53
1970	Herman Weaver	62	2483	40.0	-	-	65
1971	Herman Weaver	42	1752	41.7	-	-	63
1972	Herman Weaver	43	1734	40.3	-	-	55
1973	Herman Weaver	54	2333	43.2	-	-	66
1974	Herman Weaver	72	2772	38.5	-	-	61
1975	Herman Weaver	80	3361	42.0	-	-	61
1976	Herman Weaver	83	3280	39.5	34.3	15	69
1977	Wilbur Summers	93	3420	36.8	30.5	6	51
1978	Tom Skladany	86	3654	42.5	35.0	19	63
1979	Larry Swider	88	3523	40.0	33.5	13	72

1979	Tom Skladany	10	406	40.6	40.1	2	52
1980	Tom Skladany	72	3036	42.2	35.3	16	67
1981	Tom Skladany	64	2784	43.5	37.3	21	74
1982	Tom Skladany	36	1483	41.2	34.0	6	59
1983	Mike Black	71	2911	41.0	33.7	17	60
1984	Mike Black	76	3164	41.6	32.7	13	63
1985	Mike Black	73	3054	41.8	34.7	17	60
1986	Mike Black	46	1819	39.5	31.3	11	57
1986	Jim Arnold	36	1533	42.6	32.1	7	60
1987	Jim Arnold	46	2007	43.6	39.6	17	60
1988	Jim Arnold	97	4110	42.4	35.9	22	69
1989	Jim Arnold	82	3538	43.1	36.0	14	64
1990	Jim Arnold	63	2560	40.6	35.3	10	59
1991	Jim Arnold	75	3092	41.2	35.4	27	63
1992	Jim Arnold	65	2846	43.8	34.7	12	71
1993	Jim Arnold	72	3207	44.5	36.8	15	68
1994	Greg Montgomery	63	2782	44.2	34.2	19	64
1995	Mark Royals	57	2393	42.0	31.0	15	69
1996	Mark Royals	69	3020	43.8	33.4	11	60
1997	John Jett	84	3576	42.6	35.6	24	60
1998	John Jett	66	2892	43.8	36.0	17	60
1999	John Jett	86	3637	42.3	34.8	27	62
2000	John Jett	93	4044	43.5	34.8	33	59
2001	John Jett	58	2512	43.3	35.5	16	62
2002	John Jett	91	3838	42.2	38.0	29	57
2003	Nick Harris	63	2531	40.2	33.1	11	51
2004	Nick Harris	92	3765	40.9	34.2	32	60
2005	Nick Harris	84	3656	43.5	36.9	34	60
2006	Nick Harris	66	2967	45.0	38.2	18	67
2007	Nick Harris	68	3010	44.3	36.4	26	58
2008	Nick Harris	90	3952	43.9	38.0	24	66
2009	Nick Harris	74	3174	42.9	36.8	20	56
2010	Nick Harris	90	4018	44.6	35.8	24	66
2011	Ryan Donahue	49	2093	42.7	35.6	13	60
2012	Nick Harris	67	2783	41.5	37.6	21	58
2013	Sam Martin	72	3399	47.2	40.4	22	72
2014	Sam Martin	68	3138	46.1	40.1	29	71
2015	Sam Martin	80	3679	46.0	42.0	25	66
2016	Sam Martin	62	3010	48.5	44.2	23	63

INTERCEPTIONS

Year	Player	Pos	Int	Yds	TD
1944	Alex Wojciechowicz	C	7	88	0
1945	Dave Rojan	B	3	90	0
	Charles DeShane	B	3	75	1
	John Greene	C	3	65	0
	Damon Tassos	G	3	49	0
	Ivan Trebotich	B	3	46	0
1946	Dave Ryan	B	4	105	0
1947	Bill Dudley	B	5	104	1
	Bob Wiese	B	5	54	0
1948	Jim Gillette	B	6	17	0
1949	Don Doll	B	11	301	2
1950	Don Doll	B	12	163	1
1951	Bob Smith	DB	3	70	0
1952	Bob Smith	DB	9	184	1
1953	Jack Christiansen*	DB	12	238	1
1954	Jack Christiansen	DB	8	84	1

1955	Jack Christiansen	DB	3	49	0
	Jim David	DB	3	44	0
	Bill Stits	DB	3	7	0
1956	Yale Lary	DB	8	182	1
	Jack Christiansen	DB	8	109	0
1957	Jack Christiansen*	DB	10	137	1
1958	Joe Schmidt	LB	6	69	0
1959	Gary Lowe	DB	5	130	0
1960	Dick Lane	DB	5	102	1
1961	Dick Lane	DB	6	73	0
	Yale Lary	DB	6	95	0
1962	Yale Lary	DB	8	51	0
1963	Dick LeBeau	DB	5	158	1
	Dick Lane	DB	5	70	0
1964	Yale Lary	DB	6	101	0
1965	Dick LeBeau	DB	7	84	1
1966	Mike Lucci	LB	5	118	1
	Bruce Maher	DB	5	90	0
1967	Lem Barney*	DB	10	232	3
1968	Lem Barney	DB	7	82	0
1969	Lem Barney	DB	8	126	0
1970	Dick LeBeau#	DB	9	96	0
1971	Dick LeBeau#	DB	6	76	0
1972	Lem Barney	DB	3	88	0
1973	Levi Johnson	DB	5	82	0
1974	Levi Johnson	DB	5	139	2
1975	Lem Barney	DB	5	23	0
1976	James Hunter	DB	7	120	1
1977	James Hunter	CB	6	104	0
1978	Jimmy Allen	S	5	70	0
1979	Luther Bradley	DB	4	11	0
	Jimmy Allen	S	4	0	0
1980	Jimmy Allen	S	6	38	0
	James Hunter	CB	6	20	0
1981	Jimmy Allen	S	9	123	0
1982	Bobby Watkins	CB	5	22	0
1983	Bruce McNorton	CB	7	30	0
1984	Bobby Watkins	CB	6	0	0
1985	Bobby Watkins	CB	5	15	0
1986	Devon Mitchell	S	5	41	0
1987	James Griffin	S	5	130	0
1988	Devon Mitchell	S	3	107	1
	George Jamison	LB	3	56	1
1989	Jerry Holmes	CB	6	77	1
1990	William White	S	5	120	1
1991	Ray Crockett#	CB	5	141	1
1992	William White	S	4	54	0
	Ray Crockett	CB	4	50	0
	Kevin Scott	CB	4	35	0
	Melvin Jenkins	CB	4	34	0
1993	Pat Swilling	LB	3	16	0
1994	Robert Massey	CB	4	25	0
1995	Willie Clay	S	8	173*	0
1996	Ryan McNeil	S	5	14	0
1997	Mark Carrier	S	5	94	0
1998	Bryant Westbrook	CB	3	49	1
	Mark Carrier	S	3	33	0

	Ron Rice	S	3	25	0
1999	Ron Rice	S	5	82	0
2000	Kurt Schulz	S	7	53	0
2001	Todd Lyght	CB	4	72	1
2002	Chris Claiborne	LB	3	63	0
2003	Dré Bly	CB	6	89	1
2004	Dré Bly	CB	4	107	1
2005	Dré Bly	CB	6	54	0
2006	Jamar Fletcher	CB	3	122	1
	Dré Bly	CB	3	13	0
	Terrence Holt	S	3	8	0
2007	Keith Smith	CB	3	64	0
2008	Ryan Nece	LB	1	18	0
	Leigh Bodden	CB	1	2	0
	Corey Smith	DE	1	0	0
	Dwayne White	DE	1	-4	0
2009	Louis Delmas	S	2	130	1
	William James	CB	2	41	1
	Anthony Henry	CB	2	26	0
2010	Alphonso Smith	CB	2	48	1
2011	Chris Houston	CB	5	225	2
2012	Don Carey	S	2	51	0
	Chris Houston	CB	2	2	0
2013	DeAndre Levy	LB	6	76	1
2014	Glover Quin*	S	7	117	0
2015	Glover Quin	S	4	77	1
2016	Rafael Bush	S	2	39	1
	Darius Slay	CB	2	24	0
	Tavon Wilson	S	2	23	0
	Glover Quin	S	2	0	0

TACKLES (SINCE 1973)

Year	Player	Pos	TT	ST	AT
1973	Charlie Weaver	LB	55	-	-
1974	Jim Laslavic	LB	94	-	-
1975	Paul Naumoff	LB	143	-	-
1976	Charlie Weaver	LB	114	-	-
1977	Ed O'Neil	LB	114	71	43
1978	Ed O'Neil	LB	141	85	56
1979	Doug English	DT	122	90	32
1980	Ken Fantetti	LB	130	85	45
1981	Ken Fantetti	LB	148	-	-
1982	Ken Fantetti	LB	71	54	17
1983	Ken Fantetti	LB	132	82	50
1984	Alvin Hall	DB	147	94	53
1985	William Graham	S	113	75	38
1986	Demetrious Johnson	S	112	92	20
1987	Dennis Gibson	LB	82	68	14
1988	Chris Spielman	LB	153	118	35
1989	Chris Spielman	LB	125	89	36
1990	Chris Spielman	LB	108	79	29
1991	Chris Spielman	LB	126	84	42
1992	Chris Spielman	LB	146	94	52
1993	Chris Spielman	LB	148	97	51
1994	Chris Spielman	LB	195	124	71
1995	Chris Spielman	LB	137	90	47
1996	Bennie Blades	S	131	99	32
1997	Stephen Boyd	LB	192	123	69

1998	Stephen Boyd	LB	156	113	43
1999	Stephen Boyd	LB	188	114	74
2000	Stephen Boyd	LB	166	109	57
2001	Chris Claiborne	LB	167	92	75
2002	Chris Claiborne	LB	145	79	66
2003	Earl Holmes	LB	121	80	41
	Brian Walker	S	121	72	49
2004	Earl Holmes	LB	128	83	45
2005	Kenoy Kennedy	S	127	84	43
2006	Ernie Sims	LB	144	86	58
2007	Ernie Sims	LB	134	97	37
2009	Larry Foote	LB	99	70	29
2010	Louis Delmas	S	84	62	22
2011	Stephen Tulloch	LB	111	84	27
2012	Stephen Tulloch	LB	112	74	38
2013	Stephen Tulloch	LB	135	93	42
2014	DeAndre Levy	LB	151	117	34
2015	Stephen Tulloch	LB	107	74	33
2016	Tahir Whitehead	LB	132	99	33

SACKS (SINCE 1973)

Year	Player	Pos	Sk	SKY
1973	Larry Hand	DT	11.0	-
1974	Ken Sanders	DE	6.5	-
1975	Larry Hand	DT	7.0	-
1976	Charlie Weaver	LB	7.0	-
1977	Ken Sanders	DE	9.0	-
1978	Al Baker	DE	23.0	206.0
1979	Al Baker	DE	16.0	137.5
1980	Al Baker	DE	18.0	136.5
1981	Dave Pureifory	DE	12.0	96.0
1982	Al Baker	DE	8.5	61.0
1983	William Gay	DT	13.5	103.5
1984	William Gay	DE	10.0	72.0
1985	Jimmy Williams	LB	7.5	55.0
1986	Keith Ferguson	DE	9.5	73.0
1987	Michael Cofer	LB	8.5	78.0
1988	Michael Cofer	LB	12.0	88.0
1989	Michael Cofer	LB	9.5	60.0
1990	Michael Cofer	LB	10.0	57.0
1991	Jeff Hunter	DE	6.0	60.0
1992	Tracy Scroggins	LB	7.5	41.0
1993	Robert Porcher	DE	8.5	53.0
1994	Broderick Thomas	LB	7.0	49.5
1995	Henry Thomas	DT	10.5	82.0
1996	Robert Porcher	DE	10.0	71.0
1997	Robert Porcher	DE	12.5	75.5
1998	Robert Porcher	DE	11.5	85.5
1999	Robert Porcher	DE	15.0	106.5
2000	Robert Porcher	DE	8.0	53.0
2001	Robert Porcher	DE	11.0	71.0
2002	Kalimba Edwards	DE	6.5	35.0
2003	James Hall	DE	4.5	24.5
	Robert Porcher	DE	4.5	23.5
2004	James Hall	DE	11.5	74.5
2005	Kalimba Edwards	DE	7.0	35.0
2006	Cory Redding	DT	8.0	49.0
2007	Shaun Rogers	DT	7.0	53.0

2008	Dwayne White	DE	6.5	44.5
2009	Cliff Avril	DE	5.5	37.5
2010	Ndamukong Suh	DT	10.0	47.5
2011	Cliff Avril	DE	11.0	92.0
2012	Cliff Avril	DE	9.5	61.0
2013	Ezekiel Ansah	DE	8.0	72.0
2014	Ndamukong Suh	DT	8.5	54.5
2015	Ezekiel Ansah#	DE	14.5	99.0
2016	Kerry Hyder	DE	8.0	44.0

* NFL Leader; # NFC Leader
NFC Leader

10/13/02	at Min	Joey Harrington	309	25	41
12/19/04	Min	Joey Harrington	361	25	44
1/2/04	at Ten	Joey Harrington	346	33	49
10/24/06	GB	Jon Kitna	342	25	40
11/5/06	Atl	Jon Kitna	321	20	32
12/3/06	at NE	Jon Kitna	314	22	38
12/31/06	at Dal	Jon Kitna	306	28	42
9/23/07	at Phi	Jon Kitna	446	29	46
11/18/07	NYG	Jon Kitna	377	28	43
12/16/07	at SD	Jon Kitna	302	26	45
11/22/09	Cle	Matthew Stafford	422	26	43
9/19/10	Phi	Shaun Hill	335	25	45
10/03/10	at GB	Shaun Hill	331	34	54
11/14/10	at Buf	Shaun Hill	323	29	50
9/11/11	at TB	Matthew Stafford	305	24	33
9/25/11	at Min	Matthew Stafford	378	32	46
11/13/11	at Chi	Matthew Stafford	329	33	63
11/20/11	Car	Matthew Stafford	335	28	36
12/4/11	at NO	Matthew Stafford	408	31	44
12/18/11	at Oak	Matthew Stafford	391	29	52
12/24/11	SD	Matthew Stafford	373	29	36
1/1/12	at GB	Matthew Stafford	520	36	59
9/9/12	StL	Matthew Stafford	355	32	48
9/30/12	Min	Matthew Stafford	319	30	51
10/14/12	at Phi	Matthew Stafford	311	22	45
10/28/12	Sea	Matthew Stafford	352	34	49
11/11/12	at Min	Matthew Stafford	329	28	42
11/22/12	Hou	Matthew Stafford	441	31	61
12/2/12	Ind	Matthew Stafford	313	27	46
12/22/12	Atl	Matthew Stafford	443	37	56
9/8/13	Min	Matthew Stafford	357	28	43
9/22/13	at Was	Matthew Stafford	385	28	43
10/20/13	Cin	Matthew Stafford	357	28	51
10/27/13	Dal	Matthew Stafford	488	33	48
11/17/13	at Pit	Matthew Stafford	362	19	46
11/28/13	GB	Matthew Stafford	330	22	35
9/8/14	NYG	Matthew Stafford	346	22	32
10/26/14	at Atl	Matthew Stafford	325	24	47
11/27/14	CHI	Matthew Stafford	390	34	45
12/7/14	TB	Matthew Stafford	311	26	34
10/18/15	CHI	Matthew Stafford	405	27	42
11/26/15	PHI	Matthew Stafford	337	27	38
12/28/15	SF	Matthew Stafford	301	29	37
9/11/16	at Ind	Matthew Stafford	340	31	39
9/25/16	at GB	Matthew Stafford	385	28	41
12/4/16	at NO	Matthew Stafford	341	30	42
1/1/17	GB	Matthew Stafford	347	26	41

TOP PERFORMANCES

PASSING

300+Yard Passing Games (since 1934)

Date	Opp	Player	Yds	Cmp	Att
11/16/47	Was	Clyde LeForce	317	-	-
11/5/50	ChiB	Bobby Layne	374	23	45
12/3/1950	at Bal	Bobby Layne	341	16	27
9/30/51	Was	Bobby Layne	310	20	26
10/21/51	NYG	Bobby Layne	315	20	44
9/27/53	Pit	Bobby Layne	364	16	34
11/20/55	Chi	Bobby Layne	319	20	32
11/3/63	at SF	Earl Morrall	330	24	33
11/17/63	LARm	Earl Morrall	312	21	44
11/1/64	LARm	Milt Plum	347	16	24
10/10/71	GB	Greg Landry	302	18	29
11/14/76	at NO	Greg Landry	310	27	38
12/9/78	Min	Gary Danielson	352	26	33
10/5/80	at Atl	Gary Danielson	348	23	36
12/14/80	TB	Gary Danielson	360	29	44
10/19/81	Chi	Eric Hipple	336	14	25
12/19/82	Min	Gary Danielson	347	20	39
11/22/84	GB	Gary Danielson	305	24	33
9/21/86	TB	Eric Hipple	318	31	46
10/19/86	at LARm	Eric Hipple	316	31	50
10/25/87	GB	Chuck Long	362	33	47
9/17/89	at NYG	Bob Gagliano	344	21	31
12/16/90	Chi	Rodney Peete	316	18	27
9/27/92	TB	Rodney Peete	323	20	31
11/15/92	at Pit	Erik Kramer	304	20	37
11/24/94	Buf	Dave Krieg	351	20	25
10/22/95	at Was	Scott Mitchell	327	30	50
11/5/95	at Atl	Scott Mitchell	321	23	50
11/23/95	Min	Scott Mitchell	410	30	45
12/4/95	Chi	Scott Mitchell	320	26	38
12/23/95	at TB	Scott Mitchell	352	26	41
9/22/96	Chi	Scott Mitchell	336	24	34
10/13/96	at Oak	Scott Mitchell	343	31	50
9/7/97	TB	Scott Mitchell	331	29	50
11/14/99	at Ari	Gus Frerotte	375	24	39
11/25/99	Chi	Gus Frerotte	309	29	42
10/14/01	at Min	Charlie Batch	345	31	41
10/21/01	Ten	Charlie Batch	338	25	42
11/8/01	at Ari	Charlie Batch	436	36	62
12/30/01	Chi	Ty Detmer	303	31	51

Most 300+Yard Passing Games

Rk	Player	G	Years
1	Matthew Stafford	34	2009-
2	Scott Mitchell	8	1994-98
3	Jon Kitna	7	2006-08
4	Bobby Layne	6	1950-58
5	Gary Danielson	5	1976-84
6t	Eric Hipple	3	1980-89
6t	Charlie Batch	3	1998-2001
6t	Joey Harrington	3	2002-05

6t	Shaun Hill	3	2010-13	10/13/68	at Chi	Mel Farr	138	18
10t	Earl Morral	2	1958-64	10/20/68	GB	Mel Farr	145	29
10t	Greg Landry	2	1968-78	11/22/70	SF	Mel Farr	117	16
10t	Rodney Peete	2	1989-93	11/26/70	Oak	Mel Farr	104	20
10t	Gus Frerotte	2	1999	11/7/71	at Den	Steve Owens	109	16
14t	Clyde LeForce	1	1947-49	11/14/71	LARm	Altie Taylor	101	19
14t	Milt Plum	1	1962-67	9/17/72	NYG	Steve Owens	113	20
14t	Chuck Long	1	1986-89, 91, 94	11/23/72	NYJ	Altie Taylor	123	15
14t	Bob Gagliano	1	1989-90	10/28/73	GB	Altie Taylor	160	23
14t	Erik Kramer	1	1991-93	11/18/73	at Chi	Altie Taylor	106	18
14t	Dave Krieg	1	1994	12/15/73	at Mia	Steve Owens	113	27
14t	Ty Detmer	1	2001-03	10/10/76	NE	Horace King	100	32

Most 400+Yard Passing Games

Rk	Player	G	Years
1	Matthew Stafford	7	2009-
2t	Scott Mitchell	1	1994-98
2t	Charlie Batch	1	1998-01
2t	Jon Kitna	1	2006-08

Most 500+Yard Passing Games

Rk	Player	G	Years
1	Matthew Stafford	1	2009-

RUSHING

100+Yard Rushing Games (since 1934)

Date	Opp	Player	Yds	Att					
10/28/34	at Cin-StL	Dutch Clark	194	-	11/16/80	Bal	Billy Sims	116	30
11/4/34	Pit	Dutch Clark	110	-	9/20/81	at Min	Billy Sims	122	27
11/4/34	Pit	Ernie Caddel	132	-	9/27/81	Oak	Billy Sims	133	21
11/1/36	N.Y.	Ace Gutowsky	137	-	10/11/81	at Den	Billy Sims	185	28
11/15/36	N.Y.	Ernie Caddel	153	-	10/19/81	Chi	Rick Kane	101	20
10/30/38	at Chi	Bill Shepherd	152	-	11/8/81	at Was	Billy Sims	159	21
10/8/44	at Bkn	Frank Sinkwich	135	16	11/15/81	Dal	Billy Sims	119	23
11/25/48	ChiC	Camp Wilson	125	19	11/22/81	at Chi	Billy Sims	117	22
10/30/49	at GB	Wally Triplett	109	9	12/12/81	Min	Billy Sims	110	13
9/24/50	Pit	Bobby Layne	118	15	9/19/82	at LARm	Billy Sims	119	25
11/23/50	NYJ	Bob Hoernschemeyer	198	17	11/25/82	NYG	Billy Sims	114	26
11/18/51	at Phi	Bob Hoernschemeyer	118	14	12/12/82	at GB	Billy Sims	109	29
11/9/52	at Pit	Bob Hoernschemeyer	107	20	11/13/83	at Hou	Billy Sims	105	20
10/10/54	LARm	Lew Carpenter	119	14	11/20/83	at GB	Billy Sims	189	36
11/24/55	GB	Lew Carpenter	120	20	11/24/83	Pit	Billy Sims	106	26
10/21/56	SF	Don McIlhenny	104	13	12/5/83	Min	Billy Sims	137	23
11/22/56	GB	Gene Gedman	103	22	9/9/84	Atl	Billy Sims	140	20
10/6/57	at GB	John Henry Johnson	109	18	9/30/84	at SD	Billy Sims	119	14
11/28/57	GB	John Henry Johnson	105	8	10/14/84	TB	Billy Sims	100	16
11/26/59	GB	Nick Pietrosante	134	17	10/21/84	at Min	Billy Sims	103	22
10/30/60	at LARm	Dan Lewis	128	14	10/20/85	SF	James Jones	116	30
11/20/60	at Chi	Nick Pietrosante	106	20	10/27/85	Mia	James Jones	114	36
12/11/60	Dal	Nick Pietrosante	142	21	12/15/85	GB	James Jones	104	23
12/18/60	Chi	Nick Pietrosante	104	15	9/7/86	at Min	James Jones	174	36
10/8/61	Chi	Nick Pietrosante	113	12	10/12/86	at GB	Garry James	140	20
10/29/61	at LARm	Nick Pietrosante	112	21	9/24/89	Chi	Barry Sanders	126	18
10/27/63	Min	Tom Watkins	102	17	10/29/89	at GB	Barry Sanders	184	30
11/3/63	at SF	Tom Watkins	107	21	11/19/89	at Cin	Barry Sanders	114	18
11/25/65	Bal	Amos Marsh	146	23	11/23/89	Cle	Barry Sanders	145	28
12/5/65	at SF	Amos Marsh	109	25	12/10/89	at Chi	Barry Sanders	120	26
9/24/67	Cle	Tom Watkins	115	24	12/17/89	TB	Barry Sanders	104	21
11/12/67	at Min	Mel Farr	197	24	12/24/89	at Atl	Barry Sanders	158	20
					11/4/90	Was	Barry Sanders	104	11
					11/22/90	Den	Barry Sanders	147	23

12/10/90	LARd	Barry Sanders	176	25	12/7/97	at Mia	Barry Sanders	137	30
12/22/90	at GB	Barry Sanders	133	19	12/14/97	at Min	Barry Sanders	138	19
9/15/91	Mia	Barry Sanders	143	32	12/21/97	NYJ	Barry Sanders	184	23
9/22/91	at Ind	Barry Sanders	179	30	9/13/98	Cin	Barry Sanders	185	26
9/29/91	TB	Barry Sanders	160	27	9/28/98	TB	Barry Sanders	131	27
10/6/91	Min	Barry Sanders	116	25	10/15/98	GB	Barry Sanders	155	25
11/10/91	at TB	Barry Sanders	118	23	10/25/98	Min	Barry Sanders	127	24
11/24/91	at Min	Barry Sanders	220	23	11/1/98	Ari	Barry Sanders	107	27
12/8/91	NYJ	Barry Sanders	114	20	11/8/98	at Phi	Barry Sanders	140	20
12/22/91	at Buf	Barry Sanders	108	26	11/15/98	Chi	Barry Sanders	114	24
9/6/92	at Chi	Barry Sanders	109	19	12/6/98	at Jac	Barry Sanders	102	18
10/25/92	at TB	Barry Sanders	122	21	10/31/99	TB	Greg Hill	123	16
11/8/92	Dal	Barry Sanders	108	18	10/1/00	Min	James Stewart	123	20
11/22/92	at Cin	Barry Sanders	151	29	10/19/00	at TB	James Stewart	116	29
12/6/92	at GB	Barry Sanders	114	16	12/17/00	at NYJ	James Stewart	164	37
12/20/92	Chi	Barry Sanders	113	20	10/14/01	at Min	James Stewart	108	16
12/28/92	at SF	Barry Sanders	104	19	11/22/01	GB	James Stewart	102	14
9/12/93	at NE	Barry Sanders	148	32	10/20/02	Chi	James Stewart	172	32
10/3/93	at TB	Barry Sanders	130	22	11/10/02	at GB	James Stewart	122	15
10/17/93	Sea	Barry Sanders	101	22	12/14/03	at KC	Shawn Bryson	105	18
11/7/93	TB	Barry Sanders	187	29	11/21/04	at Min	Kevin Jones	100	19
12/12/93	at Pho	Derrick Moore	107	20	12/5/04	Ari	Kevin Jones	196	26
1/2/94	GB	Eric Lynch	115	30	12/12/04	at GB	Kevin Jones	156	33
9/4/94	Atl	Barry Sanders	120	27	12/26/04	Chi	Kevin Jones	123	25
9/19/94	at Dal	Barry Sanders	194	40	10/15/06	Buf	Kevin Jones	127	23
9/25/94	NE	Barry Sanders	131	18	11/5/06	Atl	Kevin Jones	110	26
10/2/94	at TB	Barry Sanders	166	20	10/28/07	Chi	Kevin Jones	105	23
10/23/94	Chi	Barry Sanders	167	23	12/23/07	KC	T.J. Duckett	102	15
10/30/94	at NYG	Barry Sanders	146	26	11/16/08	at Car	Kevin Smith	112	24
11/13/94	TB	Barry Sanders	237	26	12/21/08	NO	Kevin Smith	111	24
12/4/94	GB	Barry Sanders	188	20	9/27/09	Was	Kevin Smith	101	16
12/10/94	at NYJ	Barry Sanders	127	23	12/20/09	Ari	Maurice Morris	126	17
12/17/94	Min	Barry Sanders	110	17	12/19/10	at TB	Maurice Morris	109	15
9/3/95	at Pit	Barry Sanders	108	21	10/10/11	Chi	Jahvid Best	163	12
9/17/95	Ari	Barry Sanders	147	24	11/20/11	Car	Kevin Smith	140	16
10/8/95	Cle	Barry Sanders	157	18	9/23/12	at Ten	Mikel Leshoure	100	26
10/15/95	at GB	Barry Sanders	124	18	9/29/13	Chi	Reggie Bush	139	18
10/29/95	GB	Barry Sanders	167	22	11/10/13	at Chi	Reggie Bush	105	14
11/19/95	at Chi	Barry Sanders	120	24	11/28/13	GB	Reggie Bush	117	20
11/23/95	Min	Barry Sanders	138	24					
9/1/96	at Min	Barry Sanders	163	24					
9/8/96	TB	Barry Sanders	125	20					
11/3/96	at GB	Barry Sanders	152	20					
11/17/96	Sea	Barry Sanders	134	16					
11/24/96	at Chi	Barry Sanders	107	21					
12/8/96	Min	Barry Sanders	134	20					
12/23/96	at SF	Barry Sanders	175	28					
9/14/97	at Chi	Barry Sanders	161	19					
9/21/97	at NO	Barry Sanders	113	18					
9/28/97	GB	Barry Sanders	139	28					
10/5/97	at Buf	Barry Sanders	107	25					
10/12/97	at TB	Barry Sanders	215	24					
10/19/97	NYG	Barry Sanders	105	24					
11/2/97	at GB	Barry Sanders	105	23					
11/9/97	at Was	Barry Sanders	105	15					
11/16/97	Min	Barry Sanders	108	19					
11/23/97	Ind	Barry Sanders	216	24					
11/27/97	Chi	Barry Sanders	167	19					

Most 100+Yard Rushing Games			
Rk	Player	G	Years
1	Barry Sanders	76	1989-98
2	Billy Sims	23	1980-84
3t	James Stewart	7	2000-03
3t	Kevin Jones	7	2004-07
5	Nick Pietrosante	6	1959-65
6t	Mel Farr	5	1967-73
6t	Dexter Bussey	5	1974-84
8t	Altie Taylor	4	1969-76
8t	James Jones	4	1983-88
8t	Kevin Smith	4	2008-2012
11t	B. Hoernschemeyer	3	1950-55
11t	Steve Owens	3	1970-75
11t	Tom Watkins	3	1962-67
11t	Reggie Bush	3	2013-14
15t	Dutch Clark	2	1934-38
15t	Ernie Caddel	2	1934-38

15t	Lew Carpenter	2	1953-55	10/29/61	at LARm	Gail Cogdill	103	3
15t	John H. Johnson	2	1957-59	11/12/61	at StL	Terry Barr	113	4
15t	Amos Marsh	2	1965-67	12/17/61	Phi	Gail Cogdill	171	7
15t	Rick Kane	2	1977-83, 85	9/23/62	SF	Gail Cogdill	147	4
15t	Horace King	2	1975-83	9/30/62	at Bal	Terry Barr	153	5
15t	Maurice Morris	2	2009-11	10/21/62	at NYG	Gail Cogdill	106	3
23t	Ace Gutowsky	1	1934-38	12/2/62	Bal	Gail Cogdill	137	6
23t	Bill Shepherd	1	1935-40	12/9/62	Min	Gail Cogdill	103	5
23t	Frank Sinkwich	1	1943-44	9/29/63	Chi	Gail Cogdill	119	4
23t	Camp Wilson	1	1946-49	10/13/63	at Dal	Gail Cogdill	150	4
23t	Wally Triplett	1	1949-50	10/27/63	Min	Terry Barr	101	3
23t	Bobby Layne	1	1950-58	11/3/63	at SF	Terry Barr	135	10
23t	Gene Gedman	1	1953, 56-58	11/10/63	at Bal	Terry Barr	101	7
23t	Dan Lewis	1	1958-64	11/17/63	LARm	Gail Cogdill	107	5
23t	Don McIlhenny	1	1956	11/17/63	LARm	Terry Barr	100	6
23t	Lawrence Gaines	1	1976-79	11/24/63	at Min	Terry Barr	119	7
23t	Garry James	1	1986-88	12/8/63	Cle	Terry Barr	118	4
23t	Eric Lynch	1	1992-96	9/13/64	at SF	Terry Barr	108	3
23t	Derrick Moore	1	1993-94	9/13/64	at SF	Gail Cogdill	116	6
23t	Greg Hill	1	1999	9/19/64	at LARm	Terry Barr	109	7
23t	Shawn Bryson	1	2003-06	10/4/64	NYG	Terry Barr	118	3
23t	T.J. Duckett	1	2007	11/1/64	LARm	Gail Cogdill	165	7
23t	Jahvid Best	1	2010-12	11/22/64	Min	Terry Barr	165	7
23t	Mikel Leshoure	1	2011-	12/13/64	SF	James Gibbons	161	4

Most 200+ Yard Rushing Games

Rk	Player	G	Years
1	Barry Sanders	4	1989-98

RECEIVING

100+ Yard Receiving Games (since 1934)

Date	Opp	Player	Yds	Rec
11/26/44	Cle	Dave Diehl	114	-
10/7/45	GB	John Greene	123	-
11/11/45	Chi	John Greene	120	-
11/27/47	Chi	John Greene	106	-
12/7/47	GB	Ralph Heywood	128	-
10/9/48	Bos	John Greene	106	-
10/31/48	GB	Joe Margucci	100	-
11/14/48	Was	Bob Mann	147	-
11/23/50	NYG	Cloyce Box	123	4
12/3/50	at Bal	Cloyce Box	302	12
9/30/51	Was	Bill Swiacki	121	10
12/7/52	ChiB	Cloyce Box	172	5
12/13/52	at Dal	Cloyce Box	202	7
9/27/53	Pit	Cloyce Box	138	5
10/24/54	at SF	Doak Walker	125	7
11/14/54	SF	Doak Walker	119	2
11/13/55	at Pit	Dave Middleton	102	5
10/6/56	at Bal	Dorne Dibble	106	3
12/2/56	Chi	Dave Middleton	146	7
10/20/57	Bal	Howard Cassady	113	6
11/3/57	at SF	Jim Doran	150	7
11/17/57	SF	Jim Doran	137	6
10/5/58	at GB	Jim Doran	133	4
10/12/58	LARm	Jim Doran	102	4
11/26/59	GB	James Gibbons	103	7
10/9/60	SF	Gail Cogdill	115	8
10/8/61	Chi	Terry Barr	101	5
10/30/66	at LARm	Pat Studstill	142	6
10/16/66	at Bal	Pat Studstill	141	6
10/23/66	at SF	Pat Studstill	128	4
10/30/66	GB	Pat Studstill	164	7
11/6/66	at Chi	Pat Studstill	125	7
11/13/66	at Min	Pat Studstill	116	9
10/1/67	at StL	Pat Studstill	107	5
9/15/68	at Dal	Earl McCullough	132	5
12/8/68	at Atl	Bill Gambrell	105	4
12/15/68	at Was	Charlie Sanders	133	10
11/16/69	StL	Earl McCullough	117	5
10/18/70	at Cle	Larry Walton	158	4
10/10/71	GB	Larry Walton	103	5
10/17/71	at Hou	Altie Taylor	122	4
9/17/72	at NYG	John Hilton	120	3
10/8/72	at Atl	Ron Jessie	102	3
10/22/72	SD	Larry Walton	101	3
9/16/73	at Pit	Ron Jessie	131	7
10/6/74	at LARm	Ron Jessie	149	6
10/20/74	at Min	Ron Jessie	116	10
10/27/74	GB	Charlie Sanders	146	7
10/19/75	at Min	Ray Jarvis	100	6
12/7/75	Chi	Marlin Briscoe	119	5
10/31/76	GB	Ray Jarvis	163	6
11/14/76	at NO	Ray Jarvis	111	5
11/12/78	TB	David Hill	106	7
11/11/79	TB	Freddie Scott	148	9
9/20/81	at Min	Freddie Scott	113	5
10/5/80	at Atl	Freddie Scott	107	5
10/5/80	at Atl	Leonard Thompson	129	3
12/14/80	TB	Leonard Thompson	106	5

10/19/81	Chi	Freddie Scott	110	3	11/19/95	at Chi	Brett Perriman	142	12
10/19/81	Chi	Leonard Thompson	118	3	11/23/95	Min	Herman Moore	127	8
11/8/81	at Was	Freddie Scott	156	8	11/23/95	Min	Johnnie Morton	102	7
9/19/82	at LARm	Billy Sims	103	5	11/23/95	Min	Brett Perriman	153	12
12/19/82	Min	Leonard Thompson	161	5	12/4/95	Chi	Herman Moore	183	14
9/11/83	Cle	Leonard Thompson	179	8	12/10/95	at Hou	Herman Moore	105	7
9/25/83	at Min	Mark Nichols	100	5	12/10/95	at Hou	Brett Perriman	128	6
10/21/84	at Min	Mark Nichols	117	5	12/23/95	at TB	Herman Moore	105	10
11/4/84	Phi	Ken Jenkins	128	8	12/23/95	at TB	Brett Perriman	135	5
11/22/84	GB	Mark Nichols	108	4	9/1/96	at Min	Herman Moore	157	12
10/6/85	at GB	Jeff Chadwick	112	7	9/22/96	Chi	Johnnie Morton	174	7
10/27/85	Mia	Leonard Thompson	133	6	9/29/96	at TB	Herman Moore	104	9
11/28/85	NYJ	Leonard Thompson	115	7	10/6/96	Atl	Herman Moore	107	3
12/15/85	GB	Carl Bland	109	7	10/13/96	at Oak	Herman Moore	109	10
12/22/85	Chi	Pete Mandley	127	5	10/13/96	at Oak	Johnnie Morton	109	8
12/22/85	Chi	Leonard Thompson	101	9	11/28/96	KC	Brett Perriman	131	8
9/21/86	TB	Jeff Chadwick	106	5	12/15/96	Min	Herman Moore	126	9
11/2/86	Cin	Jeff Chadwick	100	6	8/31/97	Atl	Herman Moore	115	7
11/16/86	at Phi	Jeff Chadwick	139	5	9/7/97	TB	Johnnie Morton	102	4
11/27/86	GB	Jeff Chadwick	121	6	9/7/97	TB	Barry Sanders	102	8
9/20/87	at LARd	Pete Mandley	110	7	9/21/97	NO	Herman Moore	111	11
10/2/88	at SF	Pete Mandley	116	7	9/28/97	GB	Herman Moore	105	6
9/17/89	at NYG	Richard Johnson	172	9	10/5/97	at Buf	Herman Moore	116	8
10/1/89	Pit	Robert Clark	124	6	10/12/97	at TB	Herman Moore	120	5
11/5/89	at Hou	Robert Clark	141	6	11/17/97	Min	Herman Moore	130	10
12/3/89	NO	Richard Johnson	248	8	11/23/97	Chi	Johnnie Morton	120	7
12/17/89	TB	Jason Phillips	115	10	12/7/97	at Mia	Johnnie Morton	171	9
12/24/89	at Atl	Richard Johnson	135	7	9/6/98	at GB	Herman Moore	100	9
9/9/90	TB	Robert Clark	117	6	10/4/98	at Chi	Johnnie Morton	138	2
10/14/90	at KC	Barry Sanders	135	5	11/1/98	Ari	Johnnie Morton	115	7
10/28/90	at NO	Robert Clark	127	6	11/15/98	Chi	Johnnie Morton	109	5
9/8/91	GB	Robert Clark	143	10	11/26/98	Pit	Herman Moore	148	8
11/10/91	at TB	Brett Perriman	127	6	12/6/98	at Jac	Herman Moore	116	7
9/6/92	at Chi	Willie Green	114	5	12/27/98	at Bal	Herman Moore	120	10
9/27/92	TB	Brett Perriman	117	9	9/12/99	at Sea	Germane Crowell	141	7
10/15/92	at Min	Brett Perriman	124	8	9/19/99	GB	Johnnie Morton	118	4
10/25/92	at TB	Herman Moore	108	3	11/7/99	StL	Germane Crowell	163	8
11/15/92	at Pit	Willie Green	115	6	11/14/99	at Ari	Germane Crowell	142	5
12/6/92	at GB	Herman Moore	114	8	11/14/99	at Ari	Johnnie Morton	110	4
12/20/92	Chi	Herman Moore	108	3	11/21/99	at GB	Germane Crowell	112	8
9/6/93	Atl	Herman Moore	113	4	11/25/99	Was	Germane Crowell	122	5
9/26/93	Pho	Willie Green	102	3	12/12/99	at TB	Johnnie Morton	107	7
10/24/93	at LARm	Herman Moore	120	6	12/19/99	at Chi	Johnnie Morton	100	8
10/31/93	at Min	Herman Moore	113	3	1/2/00	at Min	Johnnie Morton	128	10
10/30/94	at NYG	Herman Moore	106	9	1/2/00	at Min	Germane Crowell	120	8
11/6/94	at GB	Herman Moore	151	8	11/30/00	at Min	Larry Foster	106	8
11/20/94	at Chi	Brett Perriman	120	6	9/9/01	at GB	Johnnie Morton	111	5
11/24/94	Buf	Herman Moore	169	7	9/23/01	at Cle	Johnnie Morton	100	6
9/5/95	at Pit	Herman Moore	131	10	10/14/01	at Min	Germane Crowell	125	9
9/17/95	Ari	Brett Perriman	114	7	10/21/01	Ten	Johnnie Morton	113	9
9/25/95	SF	Brett Perriman	115	9	11/18/01	at Ari	Johnnie Morton	153	7
10/8/95	Cle	Herman Moore	125	9	11/10/02	at GB	Az-Zahir Hakim	143	7
10/22/95	at Was	Herman Moore	102	10	12/29/02	Min	Bill Schroeder	132	6
10/22/95	at Was	Brett Perriman	115	6	9/26/04	Phi	Roy Williams	135	9
10/29/95	GB	Herman Moore	147	6	11/7/04	Was	Az-Zahir Hakim	120	7
11/5/95	at Atl	Herman Moore	176	9	12/19/04	Min	Az-Zahir Hakim	108	4
11/12/95	TB	Herman Moore	104	9	12/19/04	Min	Roy Williams	104	7
11/12/95	TB	Brett Perriman	125	10	10/16/05	Car	Marcus Pollard	105	3

11/6/05	at Min	Scottie Vines	109	9
11/13/05	Ari	Roy Williams	117	7
12/24/05	at NO	Roy Williams	111	4
9/24/06	GB	Roy Williams	138	7
10/1/06	at StL	Roy Williams	139	9
10/15/06	Buf	Roy Williams	161	10
10/22/06	at NYJ	Mike Furrey	109	9
11/5/06	Atl	Roy Williams	138	6
11/23/06	Mia	Roy Williams	126	6
12/3/06	at NE	Mike Furrey	123	9
12/24/06	Chi	Mike Furrey	107	10
12/31/06	at Dal	Roy Williams	104	11
12/31/06	at Dal	Mike Furrey	102	11
9/16/07	Min	Roy Williams	111	7
9/23/07	at Phi	Roy Williams	204	9
11/18/07	NYG	Shaun McDonald	113	7
11/18/07	NYG	Roy Williams	106	6
12/16/07	at SD	Calvin Johnson	102	5
9/7/08	at Atl	Calvin Johnson	107	7
9/14/08	GB	Calvin Johnson	129	6
10/19/08	at Hou	Calvin Johnson	154	2
12/14/08	at Ind	Calvin Johnson	110	9
12/28/08	at GB	Calvin Johnson	102	9
10/4/09	at Chi	Calvin Johnson	133	8
11/22/09	Cle	Calvin Johnson	161	7
11/22/09	Cle	Kevin Smith	104	4
12/6/09	at Cin	Calvin Johnson	123	6
9/19/10	Phi	Jahvid Best	154	9
9/19/10	Phi	Brandon Pettigrew	108	7
10/17/10	at NYG	Calvin Johnson	146	5
10/31/10	Was	Calvin Johnson	101	9
11/7/10	NYJ	Nate Burleson	113	7
11/14/10	at Buf	Calvin Johnson	128	10
12/19/10	at TB	Calvin Johnson	152	10
9/25/11	at Min	Calvin Johnson	108	7
9/25/11	at Min	Brandon Pettigrew	112	11
10/10/11	Chi	Calvin Johnson	130	5
10/16/11	SF	Calvin Johnson	113	7
10/23/11	Atl	Calvin Johnson	115	5
10/30/11	at Den	Calvin Johnson	125	6
12/18/11	at Oak	Calvin Johnson	214	9
12/24/11	SD	Calvin Johnson	102	4
1/1/12	at GB	Calvin Johnson	244	11
1/1/12	at GB	Brandon Pettigrew	116	7
9/12/12	StL	Calvin Johnson	111	6
9/23/12	at Ten	Calvin Johnson	164	10
10/14/12	at Phi	Calvin Johnson	135	6
10/28/12	Sea	Titus Young	100	9
11/4/12	at Jac	Calvin Johnson	129	7
11/11/12	at Min	Calvin Johnson	207	12
11/18/12	GB	Calvin Johnson	143	5
11/22/12	Hou	Calvin Johnson	140	8
11/22/12	Hou	Ryan Broyles	126	6
12/2/12	Ind	Calvin Johnson	171	13
12/9/12	at GB	Calvin Johnson	118	10
12/16/12	at Ari	Calvin Johnson	121	10
12/22/12	Atl	Calvin Johnson	225	11
9/8/13	Min	Reggie Bush	101	4

9/15/13	at Ari	Calvin Johnson	116	6
9/22/13	at Was	Calvin Johnson	115	7
9/22/13	at Was	Nate Burleson	116	6
10/20/13	Cin	Calvin Johnson	155	9
10/27/13	Dal	Calvin Johnson	329	14
11/17/13	at Pit	Calvin Johnson	179	6
11/24/13	TB	Calvin Johnson	115	7
11/28/13	GB	Calvin Johnson	101	6
9/8/14	NYG	Calvin Johnson	164	7
9/28/14	at NYJ	Golden Tate	116	8
10/5/14	Buf	Golden Tate	134	7
10/19/14	NO	Golden Tate	154	10
10/26/14	at Atl	Golden Tate	151	7
11/9/14	Mia	Golden Tate	109	11
11/9/14	Mia	Calvin Johnson	113	7
12/7/14	Chi	Calvin Johnson	146	11
12/21/14	TB	Calvin Johnson	158	8
12/21/14	at Chi	Calvin Johnson	103	6
10/18/15	Chi	Calvin Johnson	166	6
10/18/15	Chi	Lance Moore	106	5
1/3/16	at Chi	Calvin Johnson	137	10
9/18/16	Ten	Marvin Jones Jr.	118	8
9/25/16	at GB	Marvin Jones Jr.	205	6
10/16/16	LA	Golden Tate	165	8
12/4/16	at NO	Golden Tate	145	8
12/18/16	at NYG	Golden Tate	122	8

Most 100-Yard Receiving Games

Rk	Player	G	Years
1	Calvin Johnson	46	2007-15
2	Herman Moore	34	1991-01
3	Johnnie Morton	18	1994-01
4	Terry Barr	16	1957-65
5t	Brett Perriman	13	1991-96
5t	Roy Williams	13	2004-08
7	Gail Cogdill	12	1960-68
8t	Leonard Thompson	8	1975-86
8t	Golden Tate	8	2014-
10t	Pat Studstill	7	1961-67
10t	Germaine Crowell	7	1998-02
12t	Cloyce Box	5	1949-50, 52-54
12t	Freddie Scott	5	1978-83
12t	Jeff Chadwick	5	1983-89
12t	Robert Clark	5	1989-91
16t	John Greene	4	1944-50
16t	Jim Doran	4	1951-59
16t	Ron Jessie	4	1971-74
16t	Mike Furrey	4	2006-08
20t	Ray Jarvis	3	1974-78
20t	Mark Nichols	3	1981-87
20t	Pete Mandley	3	1984-88
20t	Richard Johnson	3	1989-90
20t	Willie Green	3	1991-93
20t	Az-Zahir Hakim	3	2002-04, 06
20t	Brandon Pettigrew	3	2009-
27t	Doak Walker	2	1950-55
27t	Dave Middleton	2	1955-60
27t	James Gibbons	2	1958-68
27t	Earl McCullough	2	1968-73

27t	Charlie Sanders	2	1968-77
27t	Larry Walton	2	1969-76
27t	Barry Sanders	2	1989-98
27t	Nate Burleson	2	2010-13
27t	Marvin Jones Jr.	2	2016-
36t	Dave Diehl	1	1939-40, 44-45
36t	Ralph Heywood	1	1947
36t	Joe Margucci	1	1947-48
36t	Bob Mann	1	1948-49
36t	Dorne Dibble	1	1951, 53-57
36t	Bill Swiacki	1	1951-52
36t	Howard Cassady	1	1956-61, 63
36t	Bill Gambrell	1	1968
36t	Altie Taylor	1	1969-76
36t	John Hilton	1	1972-73
36t	Marlin Briscoe	1	1975-76
36t	David Hill	1	1976-82
36t	Billy Sims	1	1980-84
36t	Ken Jenkins	1	1983-84
36t	Carl Bland	1	1984-88
36t	Jason Phillips	1	1989-90
36t	Larry Foster	1	2000-02
36t	Bill Schroeder	1	2002-03
36t	Scottie Vines	1	2004-05
36t	Marcus Pollard	1	2005-06
36t	Shaun McDonald	1	2007-08
36t	Kevin Smith	1	2008-12
36t	Jahvid Best	1	2010-12
36t	Titus Young	1	2011-12
36t	Ryan Broyles	1	2012-14
36t	Reggie Bush	1	2014-15
36t	Lance Moore	1	2015

12/13/52	Dal	Cloyce Box	3
11/3/57	at SF	Jim Doran	3
10/12/58	LARm	Gene Gedman	3
10/11/59	Bal	Howard Cassady	3
10/30/60	at LARm	Jim Ninowski	3
11/3/63	at SF	Terry Barr	3
10/13/68	at Chi	Mel Farr	3
12/8/68	at Atl	Billy Gambrell	3
10/1/72	at Chi	Greg Landry	3
12/9/78	Min	Leonard Thompson	3
9/7/80	at LARm	Billy Sims	3
10/9/83	GB	James Jones	3
9/23/84	Min	Leonard Thompson	3
11/28/85	NYJ	Leonard Thompson	3
12/24/89	at Atl	Barry Sanders	3
9/29/91	TB	Barry Sanders	3
11/24/91	at Min	Barry Sanders	4
10/8/95	Cle	Barry Sanders	3
10/29/95	GB	Herman Moore	3
10/12/97	at TB	Barry Sanders	3
11/16/97	Min	Tommy Vardell	3
11/27/97	Chi	Barry Sanders	3
9/13/98	Cin	Barry Sanders	3
11/15/98	Chi	Tommy Vardell	3
10/19/00	at TB	James Stewart	3
11/13/05	Ari	Roy Williams	3
9/19/10	Phi	Jahvid Best	3
10/31/10	Was	Calvin Johnson	3
11/20/11	Car	Kevin Smith	3
11/4/12	at Jac	Mikel Leshoure	3
10/13/13	at Cle	Joseph Fauria	3
11/26/15	Phi	Calvin Johnson	3

Most 200+Yard Receiving Games

Rk	Player	G	Years
1	Calvin Johnson	5	2007-15
2	Cloyce Box	2	1949-50, 52-54
3t	Richard Johnson	1	1989-90
3t	Roy Williams	1	2004-08
3t	Marvin Jones Jr.	1	2016-

Most 3+Total Touchdown Games

Rk	Player	G	Years
1	Barry Sanders	7	1989-98
2	Cloyce Box	5	1949-50, 52-54
3	Leonard Thompson	3	1975-86
4t	Billy Sims	2	1980-84
4t	Calvin Johnson	2	2007-15
4t	Ernie Caddel	2	1934-38
4t	Tommy Vardell	2	1997-98
8t	Billy Gambrell	1	1968
8t	Dave Diehl	1	1939-40, 44-45
8t	Doak Walker	1	1950-55
8t	Dutch Clark	1	1934-38
8t	Elmer Hackney	1	1942-46
8t	Gene Gedman	1	1953, 56-58
8t	Greg Landry	1	1968-78
8t	Harry Hopp	1	1940-43
8t	Herman Moore	1	1991-2001
8t	Howard Cassady	1	1956-61, 63
8t	Jahvid Best	1	2010-12
8t	James Jones	1	1983-88
8t	James Stewart	1	2000-02
8t	Jim Doran	1	1951-59
8t	Jim Ninowski	1	1960-61
8t	Joseph Fauria	1	2013-14
8t	Kevin Smith	1	2008-12

Most 300+Yard Receiving Games

Rk	Player	G	Years
1t	Cloyce Box	1	1949-50, 52-54
1t	Calvin Johnson	1	2007-15

TOTAL TOUCHDOWNS

3+ Total Touchdown Games (since 1934)

Date	Opp	Player	TD
10/22/34	Bkn	Dutch Clark	3
11/4/34	Pit	Ernie Caddel	3
9/20/35	Phi	Ernie Caddel	3
9/19/43	ChiC	Harry Hopp	3
11/26/44	at LARm	Dave Diehl	3
12/3/44	Bos	Elmer Hackney	3
11/19/50	GB	Doak Walker	3
11/23/50	NYJ	Cloyce Box	3
12/3/50	at Bal	Cloyce Box	4
11/27/52	GB	Cloyce Box	3
12/7/52	Chi	Cloyce Box	3

8t	Mel Farr	1	1967-73
8t	Mikel Leshoure	1	2011-13
8t	Roy Williams	1	2004-08
8t	Terry Barr	1	1957-65

Most 4+ Total Touchdown Games

Rk	Player	G	Years
1t	Cloyce Box	1	1949-50, 52-54
1t	Barry Sanders	1	1989-98

SACKS

2+ Sack Games (since 1982)

Date	Opp	Player	Sk
9/12/82	Chi	Al Baker	2.0
12/12/82	GB	Al Baker	2.5
12/12/82	GB	Doug English	2.5
12/12/82	GB	Joe Ehrmann	2.0
12/19/82	Min	Al Baker	2.0
9/4/83	TB	Bill Gay	5.5
9/18/83	Atl	Doug English	2.0
10/9/83	GB	Doug English	2.0
12/5/83	Min	Doug English	2.0
9/16/84	TB	Doug English	2.0
10/21/84	Min	Michael Cofer	2.5
11/11/84	Was	Bill Gay	2.0
11/11/84	Was	Curtis Green	2.0
11/18/84	Chi	Bill Gay	2.0
9/8/85	Atl	Angelo King	2.0
9/15/85	Dal	Jimmy Williams	2.0
11/17/85	Min	Bill Gay	2.0
11/24/85	TB	Curtis Green	3.0
11/24/85	TB	Jimmy Williams	2.0
11/28/85	NYJ	Bill Gay	3.0
11/16/86	Phi	Keith Ferguson	4.0
11/16/86	Phi	Bill Gay	2.5
11/16/86	Phi	Eric Williams	2.0
11/23/86	TB	Michael Cofer	2.5
11/8/87	Dal	Michael Cofer	2.0
11/22/87	Chi	Michael Cofer	3.5
11/22/87	Chi	Keith Ferguson	3.0
10/2/88	SF	Michael Cofer	2.0
10/16/88	NYG	Keith Ferguson	2.0
10/23/88	KC	Keith Ferguson	2.0
10/23/88	KC	Eric Williams	2.0
11/20/88	GB	Michael Cofer	2.0
12/4/88	GB	George Jamison	2.0
12/18/88	TB	George Jamison	2.0
10/1/89	Pit	Eric Williams	3.0
10/1/89	Pit	Michael Cofer	2.0
10/15/89	TB	Michael Cofer	2.0
10/22/89	Min	Jerry Ball	2.0
11/12/89	GB	Jerry Ball	2.0
12/10/89	Chi	Jerry Ball	2.0
9/30/90	GB	Tracy Hayworth	2.0
11/4/90	Was	Keith Ferguson	2.0
11/11/90	Min	Michael Cofer	2.0
12/16/90	Chi	Michael Cofer	2.0
9/22/91	Ind	Jeff Hunter	2.0
11/15/92	Pit	Marc Spindler	2.0

11/22/92	Cin	Kelvin Pritchett	2.0
11/26/92	Hou	Tracy Scroggins	2.0
9/5/93	Atl	Dan Owens	2.0
10/3/93	TB	Tracy Scroggins	2.0
12/12/93	Pho	Robert Porcher	2.0
12/12/93	Pho	Kelvin Pritchett	2.0
9/11/94	Min	Broderick Thomas	2.0
10/23/94	Chi	Robert Porcher	2.0
11/24/94	Buf	Kelvin Pritchett	3.0
9/17/95	Ari	Tracy Scroggins	3.0
9/17/95	Ari	Robert Porcher	2.0
11/23/95	Min	Antonio London	3.0
9/1/96	Min	Henry Thomas	2.0
10/6/96	Atl	Robert Porcher	2.0
11/3/96	GB	Luther Elliss	2.0
9/14/97	Chi	Reggie Brown	2.0
11/23/97	Ind	Robert Porcher	3.5
11/23/97	Ind	Tracy Scroggins	3.0
11/27/97	Chi	Tracy Scroggins	2.0
10/25/98	Min	Tracy Scroggins	2.5
11/8/98	Phi	Robert Porcher	2.0
11/15/98	Chi	Robert Porcher	2.0
11/26/98	Pit	Allen Aldridge	2.0
12/20/98	Atl	Robert Porcher	2.5
9/12/99	Sea	Robert Porcher	3.0
10/31/99	TB	Tracy Scroggins	2.0
12/5/99	Was	Tracy Scroggins	2.0
12/12/99	TB	Robert Porcher	3.0
1/2/00	Min	Tracy Scroggins	2.0
9/3/00	NO	Kelvin Pritchett	2.0
9/3/00	NO	Tracy Scroggins	2.0
11/12/00	Atl	Robert Porcher	2.0
11/19/00	NYG	Robert Porcher	3.0
9/23/01	Cle	Robert Porcher	2.0
10/14/01	Min	Chris Claiborne	2.0
10/14/01	Min	Robert Porcher	2.0
11/4/01	SF	Robert Porcher	2.0
12/9/01	TB	James Hall	3.5
12/16/01	Min	Robert Porcher	2.0
11/3/02	Dal	Donte' Curry	2.0
11/3/02	Dal	Robert Porcher	2.0
12/8/02	Ari	Kalimba Edwards	2.0
11/23/03	Min	Robert Porcher	2.0
11/27/03	GB	Robert Porcher	2.0
9/19/04	Hou	James Hall	2.5
10/10/04	Atl	Shaun Rogers	2.0
10/24/04	NYG	Kalimba Edwards	2.0
11/21/04	Min	James Hall	2.0
12/19/04	Min	James Hall	2.0
10/2/05	TB	Kalimba Edwards	2.0
10/23/05	Cle	Jared DeVries	2.0
10/23/05	Cle	Dan Wilkinson	2.0
11/6/05	Min	Kalimba Edwards	2.0
9/10/06	Sea	Shaun Rogers	2.0
10/15/06	Buf	James Hall	3.0
11/12/06	SF	Cory Redding	2.0
9/9/07	Oak	Kalimba Edwards	2.0
9/30/07	Chi	Jared DeVries	3.0

10/21/07	TB	Dewayne White	3.0
11/4/07	Den	Shaun Rogers	2.5
12/23/07	KC	Shaun Rogers	2.0
10/18/09	GB	Julian Peterson	2.5
10/31/10	Was	Cliff Avril	2.0
10/31/10	Was	Ndamukong Suh	2.0
10/31/10	Was	Kyle Vanden Bosch	2.0
12/5/10	Chi	Cliff Avril	3.0
12/12/10	GB	Turk McBride	2.0
10/30/11	Den	Cliff Avril	2.0
10/30/11	Den	Lawrence Jackson	2.0
12/11/11	Min	Cliff Avril	2.0
12/18/11	Oak	Cliff Avril	2.0
10/14/12	Phi	Cliff Avril	2.0
11/18/12	GB	Nick Fairley	2.0
11/22/12	Hou	Cliff Avril	2.0
9/22/13	Was	Ezekiel Ansah	2.0
9/29/13	Chi	Ndamukong Suh	2.0
11/24/13	TB	Ezekiel Ansah	2.0
11/28/13	GB	Ezekiel Ansah	2.0
9/14/14	Car	C.J. Mosley	2.0
10/12/14	Min	Ezekiel Ansah	2.5
10/12/14	Min	Ndamukong Suh	2.0
12/7/14	TB	DeAndre Levy	2.0
12/21/14	Chi	Ndamukong Suh	2.0
10/5/15	Sea	Ezekiel Ansah	2.0
11/26/15	Phi	Ezekiel Ansah	3.5
12/3/15	GB	Devin Taylor	2.0
9/11/16	at Ind	Kerry Hyder	2.0
11/6/16	at Min	Kerry Hyder	2.0

THE LAST TIME

RUSHING

100-149 Yds

Lions R. Bush, 117 vs. GB 11/28/13
Opp..... J. Howard, 111 at Chi 10/2/16

150-199 Yds

Lions J. Best, 163 vs. Chi 10/10/11
Opp..... A. Peterson, 171 at Min 11/11/12

200+ Yds

Lions B. Sanders, 216 vs. Ind 11/23/97
Opp..... L. McCoy, 217 at Phi 12/8/13

Two 100+yd rushers

Lions B. Sims, 153 and D. Bussey, 111 at LaRm 9/7/80
Opp..... R. Grant, 106 and D. Wynn, 106 at GB 12/28/08

Run of 50-74 Yds

Lions J. Bell, 57 vs. TB 12/7/14
Opp..... E. Elliott, 55 at Dal 12/26/16

Run of 75+ Yds

Lions J. Best, 88t vs. Chi 10/10/11
Opp..... A. Peterson, 75 vs. Min 10/25/15

Three Rushing TD

Lions M. Leshoure, at Jac 11/4/12
Opp..... B. Wells, at Ari 12/16/12

Four Rushing TD

Lions B. Sanders, at Min 11/24/91
Opp..... Never Happened

30-39 Attempts

Lions K. Jones, 33 at GB 12/12/04
Opp..... C. Benson, 36 at Cin 12/6/09

40+ Attempts

Lions B. Sanders, 40 at Dal 9/19/94 (OT)
Opp..... Never Happened

200-299 Yds Team Rushing

Lions 241, vs. GB 11/28/13
Opp..... 203, at Stl 12/13/15

300+ Yds Team Rushing

Lions 330, at LaRm 9/7/80
Opp..... 308, at Bal 12/13/09

40+ Team Rushing Attempts

Lions 43, vs. GB 11/28/13
Opp..... 42, at Min 9/20/15

100+ Yds in One Quarter

Lions J. Best, 100 at Chi 10/10/11
Opp..... L. McCoy, 148 at Phi 12/8/13

100+ Yds in One Half

Lions R. Bush, 112 vs. Chi 9/29/13
Opp..... T. Gurley, 127 at Stl 12/13/15

Back-to-Back 100+yd games

Lions B. Sanders, 140 at Phi 11/8/98 and 114 vs. Chi 11/15/98
Opp..... E. Lacy 103 at GB 9/25/16 and J. Howard 111 at Chi 10/2/16

Back-to-Back 150+yd games

Lions K. Jones, 196 vs. Ari 12/5/04 and 156 at GB 12/12/04
Opp..... F. Taylor, 183 at Jac 12/6/98 and G. Hearst, 198 at SF 12/14/98

Three-straight 100+yd games

Lions B. Sanders, 107 at Ari 11/1/98, 140 at Phi 11/8/98 and 114 vs. Chi 11/15/98
Opp..... M. Forte, 116 vs. Chi 10/10/11, F. Gore, 121 vs. SF 10/16/11 and M. Turner, 122 vs. Atl 10/23/11

Four-straight 100+yd games

Lions B. Sanders, 127 vs. Min 10/25/98, 107 at Ari 11/1/98, 140 at Phi 11/8/98 and 114 vs. Chi 11/15/98
Opp..... F. Taylor, 183 at Jac 12/6/98, G. Hearst, 198 at SF 12/14/98, J. Anderson, 147 vs. Atl 12/12/98 and P. Holmes, 132 at Bal 12/27/98

RECEIVING

100-149

Lions G. Tate, 122 at NYG 12/18/16
Opp..... D. Baldwin, 104 at Sea 1/7/17

150-199 Yds

Lions G. Tate, 165 vs. LA 10/16/16
Opp..... K. Allen, 166 at SD 9/13/15

200-299 Yds

Lions M. Jones Jr., 205 at GB 9/25/16
Opp..... S. Rice, 201 at Min 11/15/09

300+ Yds

Lions C. Johnson, 329 vs. Dal 10/27/13
Opp..... J. Benton, 303 vs. Cle 11/22/45

Two 100+yd receivers

Lions..... C. Johnson, 166 and L. Moore, 106 vs. Chi 10/18/15
Opp..... K. Stills, 103 and M. Colston, 111 vs NO 10/19/14

Three 100+yd receivers

Lions..... B. Perriman, 153; H. Moore, 127 and J. Morton, 102 vs. Min 11/23/95
Opp..... A. Monk, 168; R. Sanders, 132 and G. Clark, 132 vs. Was 11/4/1990 (OT)

100+ Yds in One Quarter

Lions..... G. Tate, 100 vs NO 10/19/14
Opp..... A. Brown, 105 at Pit 11/17/13

100+ Yds in One Half

Lions..... G. Tate, 111 vs. LA 10/16/16
Opp..... J. Nelson, 101 at GB 9/25/16

Back-to-Back 100+yd games

Lions..... M. Jones Jr., 118 vs. Ten 9/18/16 and 205 at GB 9/25/16
Opp..... K. Britt, 136 vs. LA 10/16/16 and J. Crowder, 108 vs. Was 10/23/16

Back-to-Back 150+yd games

Lions..... G. Tate, 154 vs. NO 10/19/14 and 151 at Atl 10/26/14
Opp..... S. Largent, 261 vs. Sea 10/18/87 and W. Stanley, 150 vs. GB 10/25/87

Three-straight 100+yd games

Lions..... G. Tate, 154 vs NO 10/19/14, 151 at Atl 10/26/14 and 109 vs. Mia 11/9/14
Opp..... A. Jeffery, 114 at Chi 11/10/13; A. Brown, 147 at Pit 11/17/13 and T. Underwood, 108 vs. TB 11/24/13

Four-Straight 100+yd games

Lions..... C. Johnson, 171 vs. Ind 12/2/12, 118 at GB 12/9/12, 121 at Ari 12/16/12 and 225 vs. Atl 12/22/12
Opp..... A. Jeffery, 107 vs. Chi 9/29/13; J. Jones, 127 at GB 10/6/13; J. Gordon, 126 at Cle 10/13/13 and A. Green, 155 vs. Cin 10/20/13

50-74 yd Reception

Lions..... G. Tate, 67 at NYG 12/18/16
Opp..... E. Royal, 64 at Chi 10/2/16

75+ yd Reception

Lions..... C. Johnson, 79t at Pit 11/17/13
Opp..... T. Underwood, 85t vs TB 11/24/13

10+ Receptions

Lions..... G. Tate, 11 at Min 11/6/16
Opp..... D. Baldwin, 11 at Sea 1/7/17

Three TD Receptions

Lions..... C. Johnson, vs. Phi 11/26/15
Opp..... J. Nelson, at GB 1/1/12

Four TD Receptions

Lions..... C. Box, at BalC 12/3/50
Opp..... P. Warfield, at Mia 12/15/73

PASSING**40-49 Attempts**

Lions..... M. Stafford, 41 vs. GB 1/1/17
Opp..... D. Brees, 44 at NO 12/4/16

50-59 Attempts

Lions..... M. Stafford, 53 at Min 9/20/15
Opp..... D. Brees, 52 at NO 12/21/15

60+ Attempts

Lions..... M. Stafford, 61 vs. Hou 11/22/12
Opp..... A. Rodgers, 61 at GB 11/15/15

30-39 Completions

Lions..... M. Stafford, 30 at NO 12/4/16
Opp..... D. Brees, 31 at NO 12/4/16

40+ Completions

Lions..... Never Happened
Opp..... Never Happened

300-399 Yds

Lions..... M. Stafford, 347 vs. GB 1/1/17
Opp..... A. Rodgers, 300 vs. GB 1/1/17

Back-to-back 300+yd games

Lions..... M. Stafford, 390 vs. Chi 11/27/14 and 311 vs. TB 12/7/14
Opp..... C. Keenum, 321 vs. LA 10/16/16 and K. Cousins, 301 vs. Was 10/23/16

400-499 Yds

Lions..... M. Stafford, 405 vs. Chi 10/18/15
Opp..... P. Rivers, 404 at SD 9/13/15

500+ Yds

Lions..... M. Stafford, 520 at GB 1/1/12
Opp..... Never Happened

Three TD Passes

Lions..... M. Stafford, vs. Phi 10/9/16
Opp..... D. Prescott, at Dal 12/26/16

Four TD Passes

Lions..... M. Stafford, vs. LA 10/16/16
Opp..... A. Rodgers, vs. GB 1/1/17

Five+ TD Passes

Lions..... M. Stafford, 5 vs. Phi 11/26/15
Opp..... M. Flynn, 6 at GB 1/1/12

Five Interceptions

Lions..... M. Stafford, at Sea 11/8/09
Opp..... T. Kramer, vs. Min 9/28/80

Six Interceptions

Lions..... B. Layne, at Cle 12/26/54 (NFL Championship)
Opp..... J. Zorn, at Sea 10/24/76

Seven+ Interceptions

Lions..... T. Detmer, 7 at Cle 9/23/01
Opp..... Never Happened

TD off a Halfback Pass

Lions..... J. Jones to G. Danielson, 22t vs. Phi 11/4/84
Opp..... D. Bryant to J. Witten, 10t at Dal 12/26/16

TD off Flea Flicker

11/24/94 D. Krieg to H. Moore (handoff to B. Sanders), 51t vs. Buf

COMBINED YARDS AND TOUCHDOWNS**100+yd Rusher, 100+yd Receiver**

Lions..... R. Bush 117 (rush), C. Johnson 101 (rec) vs. GB 11/28/13
Opp..... T. Rawls 161 (rush), D. Baldwin 104 (rec) at Sea 1/7/17

Single 100+yd Rusher, 100+yd Receiver

Lions..... B. Sims, 119 (rush) and 103 (rec) at LARm 9/19/82
Opp..... B. Westbrook, 110 (rush) and 111 (rec) at Phi 9/23/07

Led Team in Both Rushing and Receiving Yards

Lions T. Riddick, 13 (rush) and 70 (rec) vs. Jax 11/20/16
Opp C. Ivory, 39 (rush) and 75 (rec) vs. Jax 11/20/16

300+-yard Passer, 100+-yd Rusher, 100+-yd Receiver

Lions M. Stafford 330 (pass), R. Bush 117 (rush), C. Johnson 101 (rec) vs. GB 11/28/13
Opp B. Hoyer 302 (pass), J. Howard 111 (rush), E. Royal 111 (rec) at Chi 10/2/16

3+ Total Touchdowns

Lions C. Johnson (3 rec), vs. Phi 11/26/15
Opp D. Bryant (2 rec, 1 pass), at Dal 12/26/16

DEFENSE

Shutout

Lions at TB 9/29/96
Opp at GB 10/18/09

Safety

Lions D. Taylor tackle in the end zone, vs. Ten 11/22/15
Opp M. Stafford intentional grounding in the end zone, at GB 12/28/14

Fumble Recovered In End Zone for TD

Lions S. Tulloch, vs. Min 12/11/11 (Vikings QB C. Ponder fumble)
Opp B. Leber, at Min 10/8/06 (Lions QB J. Kitna fumble)

Fumble Return TD

Lions C. Reid, 27 at Sea 10/5/15
Opp M. Burnett, 1t vs. GB 11/28/13

Interception Return TD

Lions R. Bush, 39 vs. Jax 11/20/16
Opp C. LeBlanc, 24 vs. Chi 12/11/16

70+ yd Interception Return

Lions J. Thedigbo, 70 vs. MIA 11/9/14
Opp S. Lee, 74 vs. Dal 10/27/13

Two Interceptions

Lions T. Whitehead, 2 at Min 10/12/14
Opp R. Johnson, 2 vs. Ari 10/11/15

Three Interceptions

Lions K. Shultz, at Chi 9/24/00
Opp B. Williams, at Min 11/23/03

Four Interceptions

Lions D. Doll, vs. ChiC 10/23/49
Opp B. Dillon, vs. GB 11/26/53

Three Sacks

Lions E. Ansah, 3.5 vs. Phi 11/26/15
Opp A. Donald, 3.0 at StL 12/13/15

Four Sacks

Lions K. Ferguson, 4.0 at Phi 11/16/86
Opp K. Williams, 4.0 at Min 10/12/08

Five+ Sacks

Lions W. Gay, 5.5 at TB 9/4/83
Opp Never Happened

Five+ Sacks by Team

Lions 6, vs. Phi 11/26/15
Opp 6, at KC 11/1/15

Less than 25 rushing yards

Lions 14, vs. Jax, 11/20/16
Opp 20, at Min, 9/25/11

Less than 50 rushing yards

Lions 49 at Sea 1/7/17
Opp 47 at GB 11/15/15

Less than 50 net passing yards

Lions 35, at GB 12/12/04
Opp 43, at Min 12/14/97

Less than 100 net passing yards

Lions 96, vs. GB 12/12/10
Opp 97, at Ari 12/16/12

Less than 150 yards net offense

Lions 149, at GB 10/18/09
Opp 126, vs. GB 11/28/13

Forced four turnovers

Lions vs. GB 12/3/5
Opp vs. GB 11/28/13

Forced five+ turnovers

Lions 6, vs. Min 12/11/11
Opp 6, vs. Ari 10/10/15

SPECIAL TEAMS

Four Field Goals

Lions M. Prater, vs. SF 12/27/15
Opp R. Gould, vs. Chi 10/18/15

Five Field Goals

Lions M. Prater, at NO 12/4/16
Opp M. Walsh, vs. Min 10/25/15

Six Field Goals

Lions J. Hanson, vs. Min 10/17/99
Opp J. Tucker, vs. Bal 12/16/13

50-59 yd Field Goal

Lions M. Prater, 53, 51 at Sea 1/7/17
Opp M. Crosby, 53 vs. GB 1/1/17

60+ Yd Field Goal

Lions Never Happened
Opp J. Tucker, 61 vs. Bal 12/16/13

Kicked Game-Winning FG (4th quarter/OT)

Lions M. Prater, 40 Yds vs. Min 11/24/16
Opp D. Carpenter, 58 Yds vs. BUF 10/5/14

Blocked Field Goal

Lions T. Walker (B. Walsh kick), at Min 11/6/16
Opp J. Ratliff (M. Prater kick), at Chi 12/21/14

Blocked FG Return TD

Lions S. Rogers block (P. Edinger kick), B. Walker 92t at Chi 9/12/04
Opp H. Ford block (J. Hanson kick), D. Mitchell 69t vs. Ten 10/21/01

TD off Fake FG

Lions J. Reed to Ed O'Neil, 32t vs. AtL 9/19/76
Opp J. Brown to D. Fells, 36t vs. StL 11/1/09

Missed PAT (not blocked)

Lions M. Prater, vs. Jax 11/20/16
Opp S. Hauschka at Sea 1/7/17

Blocked PAT

Lions J. DeVries (R. Longwell kick), at Min 10/8/06
Opp S. Marks (M. Prater kick), vs. Jax 11/20/16

Punted 10+ times

Lions J. Jett, 11 at Car 9/15/02
Opp F. Filipovic, 10 vs. Dal 11/3/02

15+ Punts Combined

Lions S. Martin, 7-297 (42.4) at GB 11/15/15
Opp T. Masthay, 9-372 (41.3) at GB 11/15/15

60-69 yd Punt

Lions S. Martin, 63 at NYG 12/18/16
Opp J. Hekker, 61 at Stl 12/13/15

70+ yd Punt

Lions S. Martin, 71 vs. TB 12/7/14
Opp J. Ryan, 70 at Sea 10/5/15

Zero Punts

Lions vs. KC 11/25/71
Opp vs. NO 12/21/08

Blocked Punt

Lions B. Copeland (B. Wing punt), at NYG 12/18/16
Opp D. Gorrer (S. Martin punt), vs. TB 11/24/13

Blocked Punt Return TD

Lions B. Blades (P. McJulien punt), 7t vs. GB 11/1/92
Opp T. Jacobs block (N. Harris punt), W. Harris 13t vs. Was 11/7/04

Successful Fake Punt

Lions Direct snap to I. Abdul-Quddus SF 12/27/15
Opp C. Mohr pass to B. Finneran at ATL 10/10/2004

Failed Fake Punt

Lions S. Martin pass to I. Abdul-Quddus vs. Mia 11/9/14
Opp M. Dodge fumbles at NYG 10/17/2010

Punt Return TD

Lions A. Roberts, 55t vs. Jax 11/20/16
Opp M. Hyde, 55t at GB 12/28/14

Punt Return 50-69 Yds

Lions J. Ross, 50 vs. NYG 12/22/13
Opp M. Hyde, 55 at GB 12/28/14

Punt Return 70-89 Yds

Lions A. Roberts, 85 at Chi 10/2/16
Opp M. Sherels, 77t vs. Min 9/30/12

Punt Return 90+ Yds

Lions D. Howard, 95t at NO 9/3/00
Opp B. McCann, 97t at Dal 11/21/10

Kickoff Return TD

Lions J. Ross, 98t at Phi 12/8/13
Opp P. Harvin, 105t vs. Min 9/30/12

Kickoff Return 50-69 Yds

Lions S. Logan, 60 vs. Chi 12/5/10
Opp K. Davis, 50 at KC 11/1/15

Kickoff Return 70-89 Yds

Lions A. Brown, 87 at NO 9/13/09
Opp D. Amendola, 81 at NE 11/23/14

Kickoff Return 90+ Yds

Lions A. Abdullah, 104 at GB 11/15/15
Opp P. Harvin, 104 vs. Min 9/30/12

Kickoff Return TD to Start a Game

Lions E. Drummond, 92t at Min 11/21/04
Opp P. Harvin, 105t vs. Min 9/30/12

Two Total Kick Return TDs

Lions J. Ross (1 PR, 1 KR), at Phi 12/8/13
Opp Never Happened

Successful Inside Kick

Lions S. Martin kick illegally touched by D. Carey, at Chi 10/2/16
Opp M. Crosby kick recovered by D. Randall, at GB 11/15/15

Failed Inside Kick Attempt

Lions S. Martin kick recovered by R. Rodgers, vs. GB 1/1/17
Opp T. Morstead kick recovered by C. Johnson, at NO 12/21/15

TEAM

Won Game by 20+ Points

Lions 45-14, vs. Phi 11/26/15
Opp 26-6, at Sea 1/7/17

Won Game after trailing by 14+ points in 4th quarter

Lions 30-27 (17-0 in 4Q), at Min 10/31/93
Opp 26-17 (23-0 in 4Q), at Min 10/8/06

Scored 20+ Points in One Quarter

Lions 21, vs. Chi 11/27/14
Opp 28, vs. Ari 10/11/15

Scored 30+ Points in One Half

Lions 30, vs. Chi 9/29/13
Opp 31, at GB 9/25/16

Scored 40-49 Points

Lions 45, vs. Phi 11/26/15
Opp 42, at Dal 12/26/16

Scored 50-59 Points

Lions 55, vs. Chi 11/27/97
Opp 51, at SD 12/16/07

Scored 60+ Points

Lions Never Happened
Opp 65, at LaRm 10/29/50

Overtime Win

Lions at Min 11/6/16
Opp vs. NYG 12/22/13

Tie Game

24-24 (OT) vs. Phi 11/4/84

Zero Points Scored in First Half

Lions at Stl 12/13/15
Opp at Chi 1/3/16

Scoreless First Half

vs. GB 12/12/10

Scoreless Game

vs. NYG 11/7/43

Zero Touchdowns Scored

Lions at Sea 1/7/17
Opp vs. Bal 12/16/13

Zero Turnovers

Lions at Sea 1/7/17
Opp at Sea 1/7/17

Zero Penalties

Lions at Chi 10/1/72
Opp..... vs. Chi 11/28/91

Zero Sacks Allowed

Lions at GB 11/15/15
Opp..... vs. Min 11/24/16

TD on First Offensive Play

Lions A. Hakim 64-yd pass from J. Harrington, at GB 11/10/02
Opp..... A. Peterson 78-yd run, vs. Min 9/8/13

TD on Opening Drive

Lions Z. Zenner 7-yd run, at Dal 12/26/16
Opp..... B. Butler 21-yd pass from D. Prescott, at Dal 12/26/16

TD on Opening Drive of Second Half

Lions Z. Zenner 1-yd run, vs. Was 10/23/16
Opp..... D. Adams 3-yd pass from A. Rodgers, vs. GB 1/1/17

TD on Offense, Defense and Special Teams in Same Game

Lions vs. Jax 11/20/16 (Rush, INT Ret, Punt Ret)
Opp..... at Ten 9/23/12 (2 Pass, INT Ret, Fum Ret, Kick Ret)

Successful Two-Point Conversion

Lions G. Tate pass from M. Stafford, at Chi 10/2/16
Opp..... D. Adams pass from A. Rodgers, vs. GB 1/1/17

Failed Two-Point Conversion Attempt

Lions M. Stafford pass, at NO 12/4/16
Opp..... M. Mariota sacked, vs. Ten 9/18/16

400-499 Yds Net Offense

Lions 408, vs. GB 1/1/17
Opp..... 448, vs. GB 1/1/17

500-599 Yds Net Offense

Lions 546, vs. Chi 10/18/15
Opp..... 501, vs. Hou 11/22/12

600+ Yds Total Net Offense

Lions 623, vs. Dal 10/27/13
Opp..... 676, vs. Was 11/4/90

20-24 First Downs

Lions 24, vs. GB 1/1/17
Opp..... 24, at Sea 1/7/17

25+ First Downs

Lions 25, vs. Chi 12/12/16
Opp..... 28, vs. GB 1/1/17

Four Consecutive Wins

11/6/16; 26-19 vs. Jax 11/20/16; 16-13 vs. Min 11/24/16; 28-13 at NO 12/4/16; 20-17 vs. Chi 12/11/16

Five Consecutive Wins

22-16 at Min 11/6/16; 26-19 vs. Jax 11/20/16; 16-13 vs. Min 11/24/16; 28-13 at NO 12/4/16; 20-17 vs. Chi 12/11/16

Six Consecutive Wins

24-17 at Chi 11/19/95; 44-38 vs. Min 11/23/95; 27-7 vs. Chi 12/4/95; 24-17 at Hou 12/10/95; 44-0 vs. Jac 12/17/95; 37-10 at TB 12/23/95

Seven Consecutive Wins

27-24 vs. TB 11/12/95; 24-17 at Chi 11/19/95; 44-38 vs. Min 11/23/95; 27-7 vs. Chi 12/4/95; 24-17 at Hou 12/10/95; 44-0 vs. Jac 12/17/95; 37-10 at TB 12/23/95

Eight Consecutive Wins

3-0 at GB 10/7/34; 10-0 at Phi 10/14/34; 24-0 vs. Bos 10/17/34; 28-0 vs. BKN 10/22/34; 38-0 at StL 10/28/34; 40-7 vs. Pit 11/4/34; 17-13 vs. ChiC 11/11/34; 40-7 vs. StL 11/18/34

Nine Consecutive Wins

7-3 vs. GB 12/12/10; 23-20 (OT) at TB 12/19/10; 34-27 at Mia 12/26/10; 20-13 vs. Min 1/2/10; 27-20 at TB 9/11/11; 48-3 vs. KC 9/18/11; 26-23 (OT) at Min 9/25/11; 34-30 at Dal 10/2/11; 24-13 vs. Chi 10/10/11

10 Consecutive Wins

9-0 vs. NY 9/23/34; 6-0 at ChiC 9/30/34; 3-0 at GB 10/7/34; 10-0 at Phi 10/14/34; 24-0 vs. Bos 10/17/34; 28-0 vs. BKN 10/22/34; 38-0 at Cin-StL 10/28/34; 40-7 vs. Pit 11/4/34; 17-13 vs. ChiC 11/11/34; 40-7 vs. StL 11/18/34



DETROIT LIONS

DETROIT LIONS 2017 MEDIA GUIDE



SERIES RECORDS

CHICAGO BEARS

BEARS 2017 SCHEDULE

Sept. 10	vs. Atlanta Falcons
Sept. 17	at Tampa Bay Buccaneers
Sept. 24	vs. Pittsburgh Steelers
Sept. 28	at Green Bay Packers
Oct. 9	vs. Minnesota Vikings
Oct. 15	at Baltimore Ravens
Oct. 22	vs. Carolina Panthers
Oct. 29	at New Orleans Saints
Nov. 12	vs. Green Bay Packers
Nov. 19	vs. Detroit Lions
Nov. 26	at Philadelphia Eagles
Dec. 3	vs. San Francisco 49ers
Dec. 10	at Cincinnati Bengals
Dec. 16	at Detroit Lions
Dec. 24	vs. Cleveland Browns
Dec. 31	at Minnesota Vikings

2016 Results: 3-13

LIONS SERIES RECORDS

Rushing Attempts

1	James Stewart	32	10/20/02
2	Barry Sanders	26	12/10/89
3t	Altie Taylor	25	12/21/69
3t	Kevin Jones	25	12/26/04

Rushing Yards

1	James Stewart	172	10/20/02
2t	Barry Sanders	167	10/23/94
2t	Barry Sanders	167	11/27/97
4	Jahvid Best	163	10/10/11

Rushing Touchdowns

1t	Greg Landry	3	10/1/72
1t	Barry Sanders	3	11/27/97

Pass Attempts

1	Matthew Stafford	63*	11/13/11
2	Ty Detmer	51	12/30/01
3	Dan Orlovsky	47	11/2/08

Pass Completions

1	Matthew Stafford	34	11/27/14
2	Matthew Stafford	33	11/13/11
3	Ty Detmer	31	12/30/01

Passing Yards

1	Matthew Stafford	405	10/18/15
2	Matthew Stafford	390	11/27/14
3	Bobby Layne	374	11/5/50

Touchdown Passes

1t	Bobby Layne	4	12/7/52
1t	Eric Hipple	4	10/19/81
1t	Rodney Peete	4	12/16/90
1t	Scott Mitchell	4	9/22/96
1t	Matthew Stafford	4	10/18/15

Passes Intercepted

1	Joey Harrington	5	9/18/05
2t	Greg Landry	4	11/5/72
2t	Jeff Komlo	4	11/4/79
2t	Matthew Stafford	4	11/13/11

Receptions

1	Herman Moore	14*	12/4/95
2	Brett Perriman	12	11/19/95

Receiving Yards

1	Herman Moore	183	12/4/95
2	Johnnie Morton	174	9/22/96
3	Cloyce Box	172	12/7/52

Receiving Touchdowns

1	Cloyce Box	3	12/7/52
---	------------	---	---------

Interceptions

1t	Lem Barney	3	9/22/68
1t	Mike Weger	3	9/22/68
1t	Mike Lucci	3	11/21/71
1t	Dick Jauron	3	11/18/73
1t	Kurt Schulz	3	9/24/00

Points

1	Doak Walker	21	9/26/54
2t	Mel Farr	18	10/13/68
2t	Greg Landry	18	10/1/72
2t	Barry Sanders	18	11/27/97
2t	Tommy Vardell	18	11/15/98

Touchdowns

1t	Cloyce Box	3	12/7/52
1t	Mel Farr	3	10/13/68
1t	Greg Landry	3	10/1/72
1t	Barry Sanders	3	11/27/97
1t	Tommy Vardell	3	11/15/98

Field Goals

1t	MR: David Akers	4	9/29/13
----	-----------------	---	---------

Punts

1t	George Grimes	10	10/17/48
1t	John Jett	10	9/24/00

Punt Returns

1t	Robbie Martin	6	11/22/81
1t	Robbie Martin	6	9/12/82
1t	Stefan Logan	6	10/22/12

Punt Return Yards

1	Dick Jauron	103	11/24/74
2	Andre Roberts	100	10/2/16

Kickoff Returns

1t	Aaron Brown	7	10/4/09
1t	Derrick Williams	7	1/3/10
3t	MR: Brandon Middleton	6	11/2/08

Kickoff Return Yards

1	Glyn Milburn	189	11/27/97
---	--------------	-----	----------

Longest Plays

Rush:	Jahvid Best	88t	10/10/11
Pass:	Batch-to-Morton	98t	10/4/98
KR:	Ron Jessie	102t	10/24/71
	Mel Gray	102t	10/23/94
Punt:	Herman Weaver	69	9/12/76
PR:	Andre Roberts	85t	10/2/16
Int:	Bob Smith	102t*	11/24/49
FG:	Matt Prater	59*	1/3/16

* Lions Record

RECORDS & RESULTS

Overall	72-97-5
Home	45-40-1
Road	27-57-4
Ford Field	9-5-0
Soldier Field	16-29-0

Date	Site	Result
10-22-30	POR	W, 7-6
11-30-30	Chi	L, 6-14
11-8-31	Chi	L, 6-9
11-29-31	POR	W, 3-0
11-13-32	Chi	T, 13-13
11-27-32	POR	T, 7-7
12-18-32	Chi	L, 0-9
11-26-33	Chi	L, 14-17
12-3-33	POR	L, 7-17
11-29-34	DET	L, 16-19
12-2-34	Chi	L, 7-10
11-24-35	Chi	T, 20-20
11-28-35	DET	W, 14-2
10-25-36	Chi	L, 10-12
11-26-36	DET	W, 13-7
10-24-37	Chi	L, 20-28
11-25-37	DET	L, 0-13
11-20-38	Chi	W, 13-7
11-24-38	DET	W, 14-7
10-29-39	Chi	W, 10-0
10-12-39	DET	L, 13-23
10-13-40	Chi	L, 0-7
11-10-40	DET	W, 17-14
10-19-41	Chi	L, 0-49
11-23-41	DET	L, 7-24
11-1-42	Chi	L, 0-16
11-22-42	DET	L, 0-42
10-3-43	DET	L, 21-27
10-31-43	Chi	L, 14-35
10-22-44	Chi	T, 21-21
11-19-44	DET	W, 41-21
10-28-45	DET	W, 16-10
11-11-45	Chi	W, 35-28
11-24-46	Chi	L, 6-42
12-8-46	DET	L, 24-45
10-19-47	Chi	L, 24-33
11-27-47	DET	L, 14-34
10-17-48	Chi	L, 0-28
12-5-48	DET	L, 14-42
11-13-49	Chi	L, 24-27
11-24-49	DET	L, 7-28
11-5-50	DET	L, 21-35
12-10-50	Chi	L, 3-6
10-28-51	DET	L, 23-28
11-11-51	Chi	W, 41-28
11-23-52	Chi	L, 23-24
12-7-52	DET	W, 5-21
11-22-53	Chi	W, 20-16
12-6-53	DET	W, 13-7
9-26-54	DET	W, 8-23
12-12-54	Chi	L, 24-28
11-20-55	DET	L, 14-24
12-4-55	Chi	L, 20-21
12-2-56	DET	W, 2-10
12-16-56	Chi	L, 21-38
11-24-57	DET	L, 7-27
12-15-57	Chi	W, 21-13
11-23-58	DET	L, 7-20

12-14-58	Chi	L, 16-21	12-10-89	Chi	W, 27-17
11-22-59	DET	L, 14-24	12-2-90	Chi	L, 17-23ot
12-13-59	Chi	L, 14-25	12-16-90	DET	W, 38-21
11-20-60	Chi	L, 7-28	11-3-91	Chi	L, 10-20
12-18-60	DET	W, 36-0	11-28-91	DET	W, 16-6
10-8-61	DET	L, 17-31	9-6-92	Chi	L, 24-27
12-3-61	Chi	W, 16-15	12-20-92	DET	W, 16-3
10-28-62	DET	W, 11-3	11-25-93	DET	L, 6-10
12-16-62	Chi	L, 0-3	12-26-93	Chi	W, 20-14
9-29-63	DET	L, 21-37	10-23-94	DET	W, 21-16
12-15-63	Chi	L, 14-24	11-20-94	Chi	L, 10-20
10-18-64	Chi	W, 10-0	11-19-95	Chi	W, 24-17
11-26-64	DET	L, 24-27	12-4-95	DET	W, 27-7
10-24-65	Chi	L, 10-38	9-22-96	DET	W, 35-16
11-21-65	DET	L, 10-17	11-24-96	Chi	L, 14-31
9-11-66	DET	W, 14-3	9-14-97	Chi	W, 32-7
11-6-66	Chi	T, 10-10	11-27-97	DET	W, 55-20
10-15-67	Chi	L, 3-14	10-4-98	Chi	L, 27-31
11-5-67	DET	L, 13-27	11-15-98	DET	W, 26-3
9-22-68	DET	W, 2-0	11-25-99	DET	W, 21-17
10-13-68	Chi	W, 28-10	12-19-99	Chi	L, 10-28
10-19-69	DET	W, 13-7	9-24-00	Chi	W, 21-14
12-21-69	Chi	W, 20-3	12-24-00	DET	L, 20-23
10-5-70	DET	W, 28-14	12-2-01	Chi	L, 10-13
10-25-70	Chi	W, 16-10	12-30-01	DET	L, 0-24
10-24-71	DET	L, 23-28	10-20-02	DET	W, 23-20ot
11-21-71	Chi	W, 28-3	11-24-02	Chi*	L, 17-20ot
10-1-72	Chi	W, 38-24	10-26-03	Chi	L, 16-24
11-5-72	DET	W, 14-0	11-9-03	DET	W, 12-10
11-18-73	Chi	W, 30-7	9-12-04	DET	W, 20-16
12-9-73	DET	W, 0-7	12-26-04	DET	W, 19-13
9-15-74	Chi	L, 9-17	9-18-05	Chi	L, 38-6
11-24-74	DET	W, 34-17	10-30-05	DET	L, 19-13ot
10-12-75	DET	W, 27-7	9-17-06	Chi	L, 7-34
12-7-75	Chi	L, 21-25	12-24-06	DET	L, 21-26
9-12-76	Chi	L, 3-10	9-30-07	DET	W, 37-27
11-21-76	DET	W, 14-10	10-28-07	Chi	W, 16-7
9-18-77	Chi	L, 20-30	10-05-08	DET	L, 34-7
11-24-77	DET	L, 14-31	11-2-08	Chi	L, 23-27
9-17-78	DET	L, 0-19	10-4-09	Chi	L, 48-24
10-29-78	Chi	W, 21-17	1-3-10	DET	L, 37-23
11-4-79	Chi	L, 7-35	9-12-10	Chi	L, 14-19
11-22-79	DET	W, 20-0	12-5-10	DET	L, 20-24
10-19-80	Chi	L, 7-24	10-10-11	DET	W, 24-13
11-27-80	DET	L, 17-23ot	11-13-11	Chi	L, 13-37
10-19-81	DET	W, 8-17	10-22-12	Chi	L, 7-13
11-22-81	Chi	W, 23-7	12-30-12	DET	L, 24-26
9-12-82	DET	W, 17-10	9-29-13	DET	W, 40-32
11-21-82	Chi	L, 17-20	11-10-13	Chi	W, 21-19
10-16-83	DET	W, 31-17	11-27-14	DET	W, 34-17
10-30-83	Chi	W, 38-17	12-21-14	Chi	W, 20-14
11-18-84	Chi	L, 14-16	10-18-15	DET	W, 37-34ot
12-16-84	DET	L, 13-30	1-3-16	Chi	W, 24-20
11-10-85	Chi	L, 3-24	10-2-16	Chi	L, 14-17
12-22-85	DET	L, 17-37	12-11-16	DET	W, 20-17
10-26-86	Chi	L, 7-13			
12-15-86	DET	L, 13-16			
11-22-87	Chi	L, 10-30			
10-9-88	DET	L, 7-24			
12-11-88	Chi	L, 12-13			
9-24-89	DET	L, 27-47			

SERIES NOTES

- The Lions hosted the Bears for the inaugural Thanksgiving Day game on 11/29/34. The game, played in front of a then-record 26,000 fans at the University of Detroit Stadium, was won by the Bears, 19-16, giving the Bears the Western Division championship. NBC Radio Network broadcasted the game coast-to-coast and a Thanksgiving tradition was born.
- On Thanksgiving Day in 1997 (11/27), the Lions downed the Bears 55-20 for their largest offensive output ever against Chicago. RB Barry Sanders rushed for 167 yards and three touchdowns in the win at the Silverdome. Earlier in the 1997 season, Sanders put up 161 yards on Chicago in a 32-7 victory over the Bears.
- WR Herman Moore set a franchise record with 14 catches for 183 yards in a 27-7 win (12/4/95) at the Pontiac Silverdome. His record has since been tied by WR Calvin Johnson (10/27/13 vs. Dal).
- Detroit had its best stretch against the Bears when it won 11 of 12 games from 9/22/68-12/9/73.
- Five contests have gone to overtime—including both in 2002—with the Bears winning four of them.
- In the 2004 season opener (9/12), Detroit topped Chicago 20-17 to end its 24-game road losing streak. A key play in the game was S Bracy Walker's return of a blocked FG an NFL-record 92 yards.
- With the Lions trailing 13-3 going into the fourth quarter vs. Chicago at Ford Field (9/30/07), the Lions reeled off an NFL record 34 points in the quarter to claim a 37-27 win. It marked just the fifth time in NFL history a team scored 30 or more points in a quarter. Detroit scored five touchdowns, including two passing, one rushing, one interception and one kickoff return. The teams also combined for 48 points, which is a record for combined fourth quarter points.
- On 10/28/07, the Lions defeated the Bears 16-7 at Soldier Field. K Jason Hanson, connected on a 52-yarder, which was his career longest against the Bears on the road, and marked the longest in franchise history by a Lions kicker on the road vs. Chicago. It also marked the first 50-yard field goal on the road vs. the Bears by a Lions kicker in the series that dates back to 1930. Almost one year to the exact date (11/2/08), Hanson repeated this feat when he hit another 52-yarder vs. the Bears.
- In front of a Ford Field record crowd

Note: From 1930-33, the Lions were the Portsmouth (POR) Spartans
 * Played at Memorial Stadium (Champaign, Ill.)

(67,861), Detroit defeated the Bears 24-13 on ESPN's Monday Night Football (10/10/11). It was the Lions' first appearance on MNF since 2001. The game was highlighted by a 73-yard touchdown bomb from QB Matthew Stafford to WR Calvin Johnson and the second-longest rush in team history by RB Jahvid Best (88-yards). The crowd was so electric that their noise played a large part in Chicago committing nine false start penalties throughout the game.

- With two receiving touchdowns in the Lions' 21-19 win at Chicago on (11/10/13), WR Calvin Johnson recorded his 62nd and 63rd career touchdowns and set a new Lions career record for receiving touchdowns. He broke the record of 62 previously set by WR Herman Moore. Detroit's road victory marked the first win at Soldier Field since a 16-7 win on 10/29/07.
- In the Lions 75th Thanksgiving game (11/27/14), Detroit defeated the Chicago Bears 34-17. With 146 receiving yards against Chicago, WR Calvin Johnson surpassed 10,000 career yards and became the first player in Lions history with 10,000 yards. He accomplished this feat in 115 games and set a new NFL record for the fewest games to record 10,000 receiving yards.
- With a 20-14 win at Chicago (12/21/14), the Lions reached 11 wins on the season for the fourth time in franchise history and the first since 1991. Head Coach Jim Caldwell became the first Lions head coach in his first season with the club to win 11 games since Patsy Clark led the Portsmouth Spartans to an 11-3 record in 1931. By reaching 11 wins, Caldwell has tied Clark for the most wins by a head coach in his first year with the Lions.
- With 74 receiving yards at Chicago on 10/2/16, WR Marvin Jones Jr. (482) registered the most receiving yards by any player in Lions history through the first four games of a season. Jones passed WR Calvin Johnson's previous best of 423 yards in the first quarter of the 2012 season.
- In Week 14 vs. Chicago (12/11/16), QB Matthew Stafford completed 21-of-35 passes (60.0 pct) for 223 yards and 1 touchdown in the Lions' 20-17 win over the Bears. Stafford led the Lions on a fourth-quarter comeback as he completed the game-winning drive with a 7-yard scramble for a touchdown with 3:17 left to play in the game. It was Stafford's eighth game-winning drive in the fourth quarter or OT in 2016, an NFL record.

GREEN BAY PACKERS

PACKERS 2017 SCHEDULE

Sept. 10	vs. Seattle Seahawks
Sept. 17	at Atlanta Falcons
Sept. 24	vs. Cincinnati Bengals
Sept. 28	vs. Chicago Bears
Oct. 8	at Dallas Cowboys
Oct. 15	at Minnesota Vikings
Oct. 22	vs. New Orleans Saints
Nov. 6	vs. Detroit Lions
Nov. 12	at Chicago Bears
Nov. 19	vs. Baltimore Ravens
Nov. 26	at Pittsburgh Steelers
Dec. 3	vs. Tampa Bay Buccaneers
Dec. 10	at Cleveland Browns
Dec. 17	at Carolina Panthers
Dec. 23	vs. Minnesota Vikings
Dec. 31	at Detroit Lions

2016 Results: 10-6

LIONS SERIES RECORDS

Rushing Attempts

1	Billy Sims	36	11/20/83
2	Kevin Jones	33	12/12/04
3t	Barry Sanders	30	10/29/89
3t	Eric Lynch	30	1/2/94

Rushing Yards

1	Billy Sims	189	11/20/83
2	Barry Sanders	188	12/4/94
3	Barry Sanders	184	10/29/89

Rushing Touchdowns

1	James Jones	3	10/9/83
---	-------------	---	---------

Pass Attempts

1	Matthew Stafford	59	1/1/12
2	Joey Harrington	55	9/14/03
3	Shaun Hill	54	10/3/10

Pass Completions

1	Matthew Stafford	36	1/1/12
2	Shaun Hill	34	10/3/10
3	Chuck Long	33	10/25/87

Passing Yards

1	Matthew Stafford	520*	1/1/12
2	Matthew Stafford	385	9/25/16
3	Chuck Long	362	10/25/87

Touchdown Passes

1	Matthew Stafford	5*	1/1/12
2t	Bobby Layne	4	11/22/51
2t	Greg Landry	4	10/10/71

Passes Intercepted

1	Frank Sinkwich	7*	10/24/43
---	----------------	----	----------

Receptions

1	Calvin Johnson	11	1/1/12
2t	Robert Clark	10	9/8/91
2t	Brett Perriman	10	1/8/94#
2t	Calvin Johnson	10	12/9/12

Receiving Yards

1	Calvin Johnson	244	1/1/12
2	Marvin Jones Jr.	205	9/25/16
3	Bob Mann	182	12/11/49

Receiving Touchdowns

1t	Cloyce Box	3	11/27/52
1t	Herman Moore	3	10/29/95

Interceptions

1t	Yale Lary	3	11/15/53
1t	Bob Watkins	3	1/2/83

Points

1	Doak Walker	24*	11/19/50
2	Pat Harder	19*	11/17/52
3t	MR: Herman Moore	18	10/29/95

Touchdowns

1t	Cloyce Box	3	11/27/52
1t	James Jones	3	10/9/83
1t	Herman Moore	3	10/29/95

Field Goals

1t	Eddie Murray	5	9/14/80
1t	Jason Hanson	5	11/27/03
3t	Jason Hanson	4	9/28/97
3t	Jason Hanson	4	10/3/10

Punts

1	Jim Arnold	10	12/15/91
---	------------	----	----------

Punt Returns

1	Ken Jenkins	7	11/20/83
---	-------------	---	----------

Punt Return Yards

1	Jack Christiansen	175	11/22/51
---	-------------------	-----	----------

Kickoff Returns

1t	Gary Lee	7	10/25/87
1t	Desmond Howard	7	11/10/02
3t	MR: Aaron Brown	6	11/26/09

Kickoff Return Yards

1	Terry Fair	244	9/6/98
2	Aveion Cason	188	11/22/07
3	Eddie Drummond	182	10/17/04

Longest Plays

Rush:	Bob Hoernschemeyer	85t	11/22/51
Pass:	Layne-to-Box	97t	11/26/53
KR:	Ameer Abdullah	104	1/15/15
Punt:	Pat Studstill	78	10/8/67
Int:	Reggie Brown	45t	9/28/97
PR:	Jack Christiansen	89t	11/22/51
FG:	MR: Matt Prater	54	1/1/17

* Lions Record; # Postseason Game

MR: several players, most recent

RECORDS & RESULTS

Overall.....	68-98-7
Home.....	43-40-3
Road.....	25-58-4
Ford Field.....	5-10-0
Lambeau Field.....	11-32-3

Date	Site	Result
11-2-30	GB	L, 13-47
11-7-30	GB	L, 6-6
12-14-30	POR	L, 10-15
10-9-32	GB	W, 19-0
12-7-32	POR	L, 7-65
10-8-33	GB	L, 0-17
11-12-33	POR	W, 7-0
10-7-34	GB	L, 30-66
11-25-34	DET	W, 3-0
10-20-35	MIL	L, 0-3
11-10-35	GB	L, 9-13
		9-29-68
		L, 7-31
		10-20-68

DET	W, 20-10
GB	L, 18-20
DET	L, 17-26
GB	L, 6-26
DET	L, 13-10
GB	W, 17-7
DET	L, 7-28
GB	L, 7-26
DET	L, 7-12
GB	W, 23-14
DET	L, 7-50
GB	L, 0-23
DET	L, 7-21
MIL	L, 7-58
DET	L, 7-38
GB	L, 14-35
DET	L, 7-35
MIL	L, 6-27
DET	L, 0-14
MIL	L, 21-57
DET	W, 14-3
MIL	L, 7-10
MIL	L, 0-9
DET	L, 17-34
DET	L, 17-35
GB	L, 21-38
DET	W, 24-20
MIL	L, 14-16
GB	W, 21-7
GB	W, 45-7
W	W, 24-21
GB	W, 24-17
GB	W, 52-35
GB	W, 52-17
DET	W, 48-21
GB	W, 14-7
GB	W, 34-15
GB	W, 21-17
GB	W, 28-24
DET	W, 17-20
DET	W, 24-10
GB	W, 20-16
GB	W, 20-24
GB	W, 24-14
DET	W, 18-6
DET	L, 13-13
DET	W, 21-11
GB	L, 10-28
GB	L, 17-21
GB	L, 9-28
DET	W, 23-10
MIL	W, 17-13
DET	L, 9-17
GB	L, 7-9
W	W, 26-14
MIL	L, 10-33
DET	L, 10-14
GB	L, 7-30
DET	L, 21-31
GB	W, 14-7
GB	L, 14-23
DET	L, 7-31
GB	L, 17-17
GB	L, 17-27
GB	W, 23-17
DET	L, 14-14

MINNESOTA VIKINGS

VIKINGS 2017 SCHEDULE

Sept. 11	vs. New Orleans Saints
Sept. 17	at Pittsburgh Steelers
Sept. 24	vs. Tampa Bay Buccaneers
Oct. 1	vs. Detroit Lions
Oct. 9	at Chicago Bears
Oct. 15	vs. Green Bay Packers
Oct. 22	vs. Baltimore Ravens
Oct. 29	at Cleveland Browns
Nov. 12	at Washington Redskins
Nov. 19	vs. Los Angeles Rams
Nov. 23	at Detroit Lions
Dec. 3	at Atlanta Falcons
Dec. 10	at Carolina Panthers
Dec. 17	vs. Cincinnati Bengals
Dec. 23	at Green Bay Packers
Dec. 31	vs. Chicago Bears

2016 Results: 8-8

LIONS SERIES RECORDS

Rushing Attempts

1	James Jones	36	9/7/86
2t	Billy Sims	27	9/28/80
2t	Billy Sims	27	9/20/81

Rushing Yards

1	Barry Sanders	220	11/24/91
2	Mel Farr	197	11/12/67
3	James Jones	174	9/7/86

Rushing Touchdowns

1	Barry Sanders	4*	11/24/91
2	Tommy Vardell	3	11/16/97

Pass Attempts

1	Matthew Stafford	53	9/20/15
2t	Matthew Stafford	51	11/15/09
2t	Matthew Stafford	51	9/30/12

Pass Completions

1t	Matthew Stafford	32	9/25/11
1t	Matthew Stafford	32	9/20/15
2	Charlie Batch	31	10/14/01

Passing Yards

1	Scott Mitchell	410	11/23/95
2	Matthew Stafford	378	9/25/11
3	Joey Harrington	361	12/19/04

Touchdown Passes

1	Gary Danielson	5*	12/9/78
2t	Gary Danielson	4	9/23/84
2t	Scott Mitchell	4	11/23/95

Passes Intercepted

1	Eric Hipple	5	9/25/83
---	-------------	---	---------

Receptions

1t	Brett Perriman	12	11/23/95
1t	Herman Moore	12	9/1/96
1t	Calvin Johnson	12	11/11/12

Receiving Yards

1	Calvin Johnson	207	11/11/12
2	Terry Barr	165	11/22/64
3	Leonard Thompson	161	12/19/82

Receiving Touchdowns

1t	Leonard Thompson	3	12/9/78
1t	Leonard Thompson	3	9/23/84

Interceptions

1t	Dick LeBeau	3	12/9/62
1t	Mike Lucci	3	11/13/66
1t	Lem Barney	3	12/17/67

Points

1	Barry Sanders	24*	11/24/91
---	---------------	-----	----------

Touchdowns

1	Barry Sanders	4*	11/24/91
2t	Leonard Thompson	3	12/9/78
2t	Leonard Thompson	3	9/23/84
2t	Tommy Vardell	3	11/16/97

Field Goals

1t	Garo Yepremian	6*	11/13/66
1t	Jason Hanson	6*	10/17/99
2t	Eddie Murray	4	9/13/87
2t	Jason Hanson	4	9/25/11

Punts

1	Lem Barney	10	11/27/69
2t	Wilbur Summers	9	10/9/77
2t	Nick Harris	9	10/12/08

Punt Returns

1	Robbie Martin	7	10/21/84
---	---------------	---	----------

Punt Return Yards

1	Eddie Payton	105	12/17/77
---	--------------	-----	----------

Kickoff Returns

1	Eddie Drummond	7	12/29/02
2t	MR: Aaron Brown	6	9/20/09

Kickoff Return Yards

1	Eddie Payton	184	12/17/77
---	--------------	-----	----------

Longest Plays

Rush:	Barry Sanders	64t	12/17/94
-------	---------------	-----	----------

Pass: Peete-to-Moore

93t	10/31/93
-----	----------

KR: Eddie Payton

98t	12/1/77
-----	---------

Mel Gray

98t	12/17/94
-----	----------

Larry Swider

7t	9/30/79
----	---------

PR: Eddie Payton

87t	12/1/77
-----	---------

Jamar Fletcher

88t	12/10/06
-----	----------

FG: Matt Prater

58	11/6/16
----	---------

* Lions Record

MR: several players, most recent	11-17-85
----------------------------------	----------

RECORDS & RESULTS

Overall	38-71-2
Home	23-32-1
Road	15-39-1
Ford Field	6-9-0
U.S. Bank Stadium	1-0-0
Mail of America Field	8-24-0
TCF Bank Stadium	1-1-0

Date	Site	Result
11-19-61	Min	W, 37-10
12-10-61	DET	W, 13-7
11-18-62	Min	W, 17-6
12-9-62	DET	W, 37-23
10-27-63	DET	W, 28-10
11-24-63	Min	L, 31-34

Min	W, 24-20
DET	T, 23-23
Min	W, 31-29
DET	L, 7-29
Min	W, 32-31
DET	L, 16-28
Min	T, 10-10
DET	W, 14-3
Min	L, 10-24
DET	L, 6-13
Min	L, 10-24
DET	L, 0-27
DET	L, 17-30
Min	L, 20-24
DET	L, 13-16
Min	L, 10-29
DET	L, 10-34
Min	L, 14-16
DET	L, 9-23
Min	L, 7-28
DET	L, 6-7
Min	W, 20-16
Min	L, 19-25
DET	W, 17-10
DET	L, 9-10
Min	L, 23-31
Min	L, 7-14
DET	L, 21-30
Min	L, 7-17
DET	W, 45-14
DET	L, 10-13
Min	L, 7-14
DET	W, 27-7
Min	L, 0-34
Min	L, 24-26
DET	W, 45-7
DET	L, 31-34
Min	L, 17-20
DET	W, 13-2
DET	L, 28-29
Min	W, 16-14
Min	L, 13-16
DET	W, 41-21
Min	W, 13-10
DET	L, 10-24
Min	L, 19-34
DET	L, 14-17
Min	L, 17-44
DET	L, 0-23
Min	L, 17-24
DET	L, 7-20
Min	W, 34-27
DET	L, 7-17
DET	W, 24-20
Min	W, 34-14
DET	W, 31-17
Min	L, 14-31
Min	W, 30-27

12-5-93	DET	L, 13-0
9-11-94	Min	L, 3-10
12-17-94	DET	W, 41-19
9-10-95	Min	L, 10-20
11-23-95	DET	W, 44-38
9-1-96	Min	L, 13-27
12-8-96	DET	L, 22-24
11-15-97	DET	W, 38-15
12-14-97	Min	W, 14-13
9-20-98	Min	L, 6-29
10-25-98	DET	L, 13-34
10-17-99	DET	W, 25-23
1-2-00	Min	L, 17-24
10-1-00	DET	L, 24-31
11-30-00	Min	L, 17-24
10-14-01	Min	L, 26-31
12-16-01	DET	W, 27-24
10-13-02	Min	L, 24-31
12-29-02	DET	L, 36-38
9-21-03	DET	L, 13-23
11-23-03	Min	L, 14-24
11-21-04	Min	L, 19-22
12-19-04	DET	L, 27-28
11-6-05	Min	L, 27-14
12-4-05	DET	L, 21-16
10-08-06	Min	L, 17-26
12-10-06	DET	L, 20-30
9-16-07	DET	W, 20-17ot
12-2-07	Min	L, 10-42
10-12-08	Min	L, 10-12
12-7-08	DET	L, 16-20
9-20-09	DET	L, 27-13
11-15-09	Min	L, 27-10
9-26-09	Min	L, 32-35
1-2-11	DET	W, 20-13
9-25-11	Min	W, 26-23ot
12-11-11	DET	W, 34-28
9-30-12	DET	L, 13-20
11-11-12	Min	L, 24-34
9-8-13	DET	W, 34-24
12-29-13	Min	L, 13-14
10-12-14	Min	W, 17-3
12-14-14	DET	W, 16-14
9-20-15	Min	L, 16-26
10-25-15	DET	L, 19-28
11-6-16	Min	W, 22-16ot
11-24-16	DET	W, 16-13

SERIES NOTES

- The Lions trail 37-71-2 in the series with the Vikings in a NFC North Division rivalry that dates back to a 37-10 Detroit victory on 11/19/61 at Minnesota.
- The Lions won the first five outings and nine of the first 14 games in the series; however, Minnesota then won 13 straight contests and 19 of the next 21.
- On two occasions, the Lions have accumulated 45 points in a single game against the Vikings. Detroit defeated Minnesota 45-14 on 12/9/78 and 45-7 on 12/12/81, with both games taking place at

the Silverdome.

- RB Barry Sanders scored four touchdowns in the Lions' 34-14 win at Minnesota on 11/24/91. His four touchdowns established a new Lions' record for rushing touchdowns in a single game. His four touchdowns and 24-point performance also tied Lions' single-game marks.
- QB Scott Mitchell set a then-franchise single-game record for passing yards, breaking Bobby Layne's previous mark of 375, when he accumulated 410 yards vs. Minnesota in a memorable Thanksgiving Day clash on 11/23/95. Mitchell completed 30-of-45 passes and tossed four touchdowns. The wide receiver trio of Herman Moore, Brett Perriman and Johnnie Morton each reached the 100-yard receiving mark in the contest. The Lions won the game 44-38.
- In their final road game and the second-to-last game of the 1997 season (12/14), the Lions claimed a 14-13 victory over the Vikings at the Metrodome when QB Scott Mitchell tossed a 1-yard pass to WR Herman Moore in the endzone to claim the come-from-behind victory with 0:02 remaining to play. Mitchell engineered the game-winning 72-yard drive that began with 1:56 remaining to play and with only one timeout.
- With his opening kickoff return for a touchdown at Minnesota on 11/21/04, KR Eddie Drummond became the first player in NFL history to score three consecutive touchdowns for his team via punt and kickoff returns. He became only the second player in NFL history to return two kickoffs and two punts for touchdowns in a single season, the other being Dante Hall (Kansas City) in 2003.
- The Lions overcame a 20-0 halftime deficit and roared back to beat the Vikings, 26-23, in overtime on 9/25/11. K Jason Hanson kicked a game-winning 32-yard field goal in the extra session for the victory.
- After trailing 20-0 at halftime at Minnesota (9/25/11), the Lions mounted a comeback in the second half and claimed a 26-23 win in overtime. It was the Lions' first win at Minnesota since 1997. WR Calvin Johnson caught two touchdown passes for the third-straight game, and had a critical 40-yard over-the-shoulder grab in overtime to set up the team's game-winning field goal.
- With a 34-28 win vs. Minnesota (12/11/11), the Lions captured their first season sweep of the Vikings since 1997 and kept their playoff hopes alive. Minnesota came back in the second half and had possession at the Lions 1-yard line with :09 left to play. LB DeAndre Levy raced

in and forced a fumble on Vikings QB Joe Webb which caused a furious scramble for the ball. Eventually, DE Cliff Avril would recover it at the Vikings 43-yard line to seal the victory.

- In the 2013 season opener (9/8), RB Reggie Bush made his Lions debut in style as he helped the Lions to a 34-24 win over Minnesota and collected 90 yards rushing and 101 yards receiving. He became just the third player in Lions history with 90+ rushing yards and 100+ receiving yards (Billy Sims: 119 rush, 103 rec at LaRm 9/19/82; Barry Sanders: 90 rush, 135 rec at KC 10/14/90).
- In the Lions' 17-3 win at Minnesota (10/12/14), the Lions defense generated eight total sacks against the Vikings. Eight sacks marked the most in a game for the Lions since accumulating eight vs. Indianapolis (11/23/97).
- With a 16-14 victory over the Minnesota Vikings in 2014 (12/14/14), the Lions claimed their 10th victory in the season's first 14 games and improved to 10-4. The win marked the first time the Lions reached 10 wins in the first 14 games of the season since the Lions started 10-4 in 1991.
- In the first meeting between the Lions and Vikings at U.S. Bank Stadium and the first meeting of the 2016 season (11/6), Detroit engineered a 22-16 overtime victory on QB Matthew Stafford's 25th career game-winning drive when trailing or tied in the fourth quarter or overtime. K Matt Prater nailed a 58-yard field goal with :02 remaining in regulation to send the game into overtime, where Stafford connected with WR Golden Tate for a 28-yard touchdown pass to seal the road win.
- The Lions defeated the Vikings 16-13 in the Lions' 77th Thanksgiving Day Game (11/24/16), claiming the second straight victory for Detroit over Minnesota on Thanksgiving (44-38, 11/23/95). CB Darius Slay intercepted Vikings QB Sam Bradford late in the fourth quarter to give the Lions possession at the 20-yard line with 30 seconds remaining in a 13-13 tie game. K Matt Prater nailed a game-winning 40-yard field goal as time expired to seal a Lions' victory. Detroit extended the club's winning streak on Thanksgiving to four-straight wins dating back to 2013, and Head Coach Jim Caldwell improved his record with the Lions on Thanksgiving to 3-0.

DALLAS COWBOYS

COWBOYS 2017 SCHEDULE

Sept. 10	vs. New York Giants
Sept. 17	at Denver Broncos
Sept. 25	at Arizona Cardinals
Oct. 1	vs. Los Angeles Rams
Oct. 8	vs. Green Bay Packers
Oct. 22	at San Francisco 49ers
Oct. 29	at Washington Redskins
Nov. 5	vs. Kansas City Chiefs
Nov. 12	at Atlanta Falcons
Nov. 19	vs. Philadelphia Eagles
Nov. 23	vs. Los Angeles Chargers
Nov. 30	vs. Washington Redskins
Dec. 10	at New York Giants
Dec. 17	at Oakland Raiders
Dec. 24	vs. Seattle Seahawks
Dec. 31	at Philadelphia Eagles

2016 Results: 13-3

LIONS SERIES RECORDS

Rushing Attempts

1	Barry Sanders	40*	9/19/94
2t	Billy Sims	23	11/15/81
2t	Kevin Jones	23	12/9/07

Rushing Yards

1	Barry Sanders	194	9/19/94
2	Nick Pietrosante	142	12/11/60
3	Billy Sims	119	11/15/81

Rushing Touchdowns

1t	Nick Pietrosante	2	12/11/60
1t	Garry James	2	11/8/87
1t	Kevin Jones	2	12/9/07
1t	Zach Zenner	2	12/26/16

Pass Attempts

1	Matthew Stafford	48	10/27/13
2	Shaun Hill	47	11/21/10
3	Matthew Stafford	46	12/26/16

Pass Completions

1	Matthew Stafford	33	10/27/13
2	Shaun Hill	32	11/21/10
3	Erik Kramer	29	1/5/92#

Passing Yards

1	Matthew Stafford	488	10/27/13
2	Erik Kramer	341	1/5/92#
3	Jon Kitna	306	12/31/06

Touchdown Passes

1	Jon Kitna	4	12/31/06
2	Erik Kramer	3	1/5/92#

Passes Intercepted

1	Greg Landry	4	9/15/68
---	-------------	---	---------

Receptions

1	Calvin Johnson	14*	10/27/13
2	Mike Furrey	11	12/31/06

Receiving Yards

1	Calvin Johnson	329*	10/27/13
2	Gail Cogdill	150	10/13/63
3	Earl McCullouch	132	9/15/68

Receiving Touchdowns

1t	Gail Cogdill	2	10/13/63
1t	Willie Green	2	1/5/92#
1t	Roy Williams	2	12/31/06
1t	Calvin Johnson	2	10/2/11

Interceptions

1t	James Griffin	2	11/8/87
1t	Dre Bly	2	10/31/04

Points

1	Jason Hanson	15	12/31/06
2t	MR: Zach Zenner	12	12/26/16

Touchdowns

1t	MR: Zach Zenner	2	12/26/16
----	-----------------	---	----------

Field Goals

1	Jason Hanson	4	12/31/06
2	Jason Hanson	3	11/3/02

Punts

1t	Wilbur Summers	9	10/30/77
1t	John Jett	9	11/3/02

Punt Returns

1t	Bob Watkins	5	10/13/63
1t	Lem Barney	5	12/26/70#
1t	Az-Zahir Hakim	5	11/3/02

Punt Return Yards

1	Eddie Drummond	72	12/31/06
2	Pete Mandley	71	11/8/87

Kickoff Returns

1	Mel Gray	8	11/8/92
---	----------	---	---------

Kickoff Return Yards

1	Mel Gray	178	11/8/92
---	----------	-----	---------

Longest Plays

Rush:	Barry Sanders	47t	1/5/92#
Pass:	Stafford-to-Johnson	87	10/27/13
KR:	Lem Barney	47	9/15/68
Punt:	Yale Lary	73	10/13/63
PR:	Pete Mandley	61	11/8/87
Int:	Ray Crockett	96t	10/27/91
FG:	Jason Hanson	51	10/2/11

* Lions record; # Postseason game

MR: several players, most recent

RECORDS & RESULTS

Overall.....	11-13-0
Home.....	8-5-0
Road.....	3-8-0
Ford Field.....	3-2-0
AT&T Stadium.....	1-2-0

Date	Site	Result
12-11-60	DET	W, 23-14
10-13-63	Dal	L, 14-17
9-15-68	Dal	L, 13-59
10-30-72	Dal	L, 24-28
10- 6-75	DET	L, 10-36
10-30-77	Dal	L, 0-37
11-15-81	DET	W, 27-24
9-15-85	DET	W, 26-21
9-14-86	DET	L, 7-31
11- 8-87	DET	W, 27-17
10-27-91	DET	W, 34-10

11- 8-92	DET	L, 3-37
9-19-94	Dal	W, 20-17ot
1-6-02	DET	W, 15-10
11-03-02	DET	W, 9-7
10-19-03	DET	L, 7-38
10-31-04	Dal	L, 21-31
11-20-05	Dal	L, 7-20
12-31-06	Dal	W, 39-31
12-9-07	DET	L, 27-28
11-21-10	Dal	L, 19-35
10-2-11	Dal	W, 34-30
10-27-13	DET	W, 31-30
12-26-16	Dal	L, 21-42
Postseason.....		1-2
Home.....		1-0
Road.....		0-2
Date	Site	Result
12-26-70	Dal	L, 0-5
1-5-92	DET	W, 38-6
1-4-15	Dal	L, 20-24

SERIES NOTES

➤ Detroit's first regular season game, as well as its last, at the Pontiac Silverdome was played against Dallas. The Cowboys won the Monday Night contest 36-10 October 6, 1975 during the Silverdome's inaugural regular season game and the Lions won the finale 15-10 on January 6, 2002.

➤ The Lions and Cowboys have squared off three times in postseason play, with Dallas holding the edge 2-1. The first postseason contest occurred December 26, 1970 with Dallas posting a 5-0 shutout against Detroit.

➤ The Lions captured the victory in the second playoff contest when they defeated the Cowboys, 38-6, at the Silverdome January 5, 1992.

➤ Lions RB Barry Sanders set a Lions record for carries in a game (40) in a Monday Night contest in Dallas on September 19, 1994. The Lions won the game 20-17 in overtime.

➤ The Lions overcame a 24-point deficit in the third quarter and beat the Cowboys, 34-30, on October 2, 2011. The Lions returned two interceptions for touchdowns in the second half to spark the comeback.

➤ The Lions tied a NFL-record for a road team with a 24-point comeback win at Dallas October 2, 2011. With 20+point comebacks in consecutive weeks, Detroit became the first team in NFL history to accomplish that feat.

➤ In a dramatic 31-30 come-from-behind victory for the Lions on October 27, 2013, WR Calvin Johnson set a franchise record with 329 receiving yards and tied a franchise record with 14 receptions. His 329 yards rank second all-time behind WR Flipper Anderson (336) for the most receiving yards

in a single game.

- Detroit set a new franchise record in the team's Wild Card game at Dallas (1/4/15) as the team registered six sacks (51 yards) against the Cowboys. DT Ndamukong Suh recorded two of the team's sacks in the game, setting a new Lions postseason record for the most sacks in a postseason game since sacks became official in 1982.

NEW YORK GIANTS

GIANTS 2017 SCHEDULE

Sept. 10		at Dallas Cowboys
Sept. 18		vs. Detroit Lions
Sept. 24		at Philadelphia Eagles
Oct. 1		at Tampa Bay Buccaneers
Oct. 8		vs. Los Angeles Chargers
Oct. 15		at Denver Broncos
Oct. 22		vs. Seattle Seahawks
Nov. 5		vs. Los Angeles Rams
Nov. 12		at San Francisco 49ers
Nov. 19		vs. Kansas City Chiefs
Nov. 23		at Washington Redskins
Dec. 3		at Oakland Raiders
Dec. 10		vs. Dallas Cowboys
Dec. 17		vs. Philadelphia Eagles
Dec. 24		at Arizona Cardinals
Dec. 31		vs. Washington Redskins

2016 Results: 11-5

LIONS SERIES RECORDS

Rushing Attempts

1t	Billy Sims	26	11/25/82
1t	Barry Sanders	26	10/30/94
3	Barry Sanders	24	10/19/97

Rushing Yards

1	Barry Sanders	146	10/30/94
2	Billy Sims	114	11/25/82
3	Steve Owens	113	9/17/72

Rushing Touchdowns

1t	MR: Joique Bell	1	9/18/14
----	-----------------	---	---------

Pass Attempts

1	Harry Gilmer	49	12/11/55
2	Jon Kitna	43	11/18/07
3	Matthew Stafford	42	12/22/13

Pass Completions

1	Jon Kitna	28	11/18/07
2	Matthew Stafford	25	12/22/13
3	MR: Matthew Stafford	24	12/18/16

Passing Yards

1	Jon Kitna	377	11/18/07
2	Matthew Stafford	346	9/8/14

Touchdown Passes

1t	Karl Sweetan	3	12/10/67
1t	Greg Landry	3	9/17/72
1t	Charlie Batch	3	11/19/00

Passes Intercepted

1t	MR: Jon Kitna	3	11/18/07
----	---------------	---	----------

Receptions

1	Joique Bell	10	12/22/13
2t	Richard Johnson	9	9/17/89
2t	Herman Moore	9	10/30/94

Receiving Yards

1	Richard Johnson	172	9/17/89
2	Calvin Johnson	164	9/8/14
3	Calvin Johnson	146	10/17/10

Receiving Touchdowns

1t	Herman Moore	2	10/30/94
1t	Calvin Johnson	2	9/8/14

Interceptions

1	Bruce McNorton	2	11/7/83
---	----------------	---	---------

Points

1t	Errol Mann	12	9/17/72
1t	Herman Moore	12	10/30/94
1t	Calvin Johnson	12	9/8/14

Touchdowns

1t	Herman Moore	2	10/30/94
1t	Calvin Johnson	2	9/8/14

Field Goals

1	Errol Mann	3	9/17/72
---	------------	---	---------

Punts

1t	Jim Arnold	8	10/16/88
1t	Jim Arnold	8	10/30/88

Punt Returns

1	MR: Andre Roberts	4	12/18/16
---	-------------------	---	----------

Punt Return Yards

1	Lem Barney	82	9/28/69
---	------------	----	---------

Kickoff Returns

1t	Jimmie Jones	4	11/17/74
1t	Glyn Milburn	4	10/27/96

Kickoff Return Yards

1	Glyn Milburn	143	10/27/96
2	Jimmie Jones	130	11/17/74

Longest Plays

Rush:	Barry Sanders	62	10/30/94
-------	---------------	----	----------

Pass:	Stanton-to-Johnson	87t	10/17/10
-------	--------------------	-----	----------

KR:	Glyn Milburn	65	10/27/96
-----	--------------	----	----------

Punt:	Bill Shepherd	85*	11/15/36
-------	---------------	-----	----------

PR:	Lem Barney	74t	9/28/69
-----	------------	-----	---------

Int:	Mike Johnson	48t	10/30/94
------	--------------	-----	----------

FG:	Jason Hanson	50	10/17/10
-----	--------------	----	----------

* Lions Record

MR: several players, most recent

RECORDS & RESULTS

Overall	21-21-1
---------------	---------

Home	13-9-1
------------	--------

Road	8-12-0
------------	--------

Ford Field	1-2-0
------------------	-------

MetLife Stadium	0-2-0
-----------------------	-------

Date	Site	Result
11-5-30	POR	L, 6-19
9-30-31	POR	W, 14-6
11-1-31	NYG	L, 0-14
9-25-32	POR	W, 7-0
10-30-32	NYG	W, 6-0
9-24-33	POR	W, 17-7
11-5-33	NYG	L, 10-13
9-23-34	DET	W, 9-0
11-1-36	NYG	L, 7-14
11-15-36	DET	W, 38-0
11-14-37	NYG	W, 17-0
11-5-39	DET	W, 18-14
11-9-41	NYG	L, 13-20
11-7-43	DET	T, 0-0
11-18-45	NYG	L, 14-35
11-2-47	DET	W, 35-7
11-20-49	NYG	W, 45-21

12-13-53	NYG	W, 27-16
----------	-----	----------

12-11-55	DET	L, 19-24
----------	-----	----------

12-7-58	DET	L, 17-19
---------	-----	----------

10-21-62	NYG	L, 14-17
----------	-----	----------

10-4-64	DET	W, 26-3
---------	-----	---------

12-10-67	NYG	W, 30-7
----------	-----	---------

9-28-69	DET	W, 24-0
---------	-----	---------

9-17-72	DET	W, 30-16
---------	-----	----------

11-17-74	DET	W, 20-19
----------	-----	----------

12-5-76	NYG	L, 10-24
---------	-----	----------

11-25-82	DET	L, 6-13
----------	-----	---------

11-7-83	DET	W, 15-9
---------	-----	---------

10-16-88	NYG	L, 10-30
----------	-----	----------

10-30-88	DET	L, 10-13ot
----------	-----	------------

9-17-89	NYG	L, 24-14
---------	-----	----------

11-18-90	NYG	L, 0-20
----------	-----	---------

10-31-94	NYG	W, 28-25ot
----------	-----	------------

10-27-96	DET	L, 7-35
----------	-----	---------

10-19-97	DET	L, 20-26ot
----------	-----	------------

11-19-00	NYG	W, 31-21
----------	-----	----------

10-24-04	NYG	W, 28-13
----------	-----	----------

11-18-07	DET	L, 16-10
----------	-----	----------

10-17-10	NYG	L, 20-28
----------	-----	----------

12-22-13	DET	L, 20-23ot
----------	-----	------------

9-8-14	DET	W, 35-14
--------	-----	----------

12-18-16	NYG	L, 6-17
----------	-----	---------

Postseason	1-0
------------------	-----

Home	1-0
------------	-----

Date	Site	Result
------	------	--------

12-15-35#	DET	W, 26-7
-----------	-----	---------

NFL Championship Game

SERIES NOTES

- The Lions-Giants series is one of four series (Ari, Chi and GB) in franchise history dating back to 1930. The series started with a 19-6 New York victory at Detroit November 5, 1930, when the team was located in Portsmouth.
- The Giants were the opposition in the Lions' first-ever game in Detroit. The Lions won the game 9-0 on September 23, 1934 at University of Detroit Stadium.
- The Lions and the Giants played the NFL's last scoreless 0-0 tie November 7, 1943 at Briggs Stadium.
- Detroit claimed its first NFL championship with a 26-7 win over the defending champion Giants on December 15, 1935. It is the only postseason meeting between the franchises.
- WR Calvin Johnson tied WR Herman Moore's franchise record of 107-consecutive games with a reception as he finished with seven catches for 164 yards and two touchdowns in the Lions' 35-14 victory over the Giants on ESPN's Monday Night Football Monday, September 8, 2014.

PHILADELPHIA EAGLES

EAGLES 2017 SCHEDULE

Sept. 10	at Washington Redskins
Sept. 17	at Kansas City Chiefs
Sept. 24	vs. New York Giants
Oct. 1	at Los Angeles Chargers
Oct. 8	vs. Arizona Cardinals
Oct. 12	at Carolina Panthers
Oct. 23	vs. Washington Redskins
Oct. 29	vs. San Francisco 49ers
Nov. 5	vs. Denver Broncos
Nov. 19	at Dallas Cowboys
Nov. 26	vs. Chicago Bears
Dec. 3	at Seattle Seahawks
Dec. 10	at Los Angeles Rams
Dec. 17	at New York Giants
Dec. 25	vs. Oakland Raiders
Dec. 31	vs. Dallas Cowboys

2016 Results: 7-9

LIONS SERIES RECORDS

Rushing Attempts

1	Joique Bell	23	12/8/13
2	MR: Barry Sanders	20	11/8/98

Rushing Yards

1	Barry Sanders	140	11/8/98
2	Bob Hoernschemeyer	118	11/18/51

Rushing Touchdowns

1t	Greg Landry	2	12/5/71
1t	Barry Sanders	2	9/15/96
1t	Jahvid Best	2	9/19/10

Pass Attempts

1	Jon Kitna	46	9/23/07
2t	Shaun Hill	45	9/19/10
2t	Matthew Stafford	45	10/14/12

Pass Completions

1	Jon Kitna	29	9/23/07
2	Matthew Stafford	27	11/26/15

Passing Yards

1	Jon Kitna	446	9/23/07
2	Matthew Stafford	337	11/26/15

Touchdown Passes

1	Matthew Stafford	5	11/26/15
2t	Bobby Layne	3	11/18/51
2t	Bobby Layne	3	11/10/57
2t	Milt Plum	3	12/19/65
2t	Don Majkowski	3	12/30/95#
2t	Matthew Stafford	3	10/9/16

Passes Intercepted

1t	Bobby Layne	4	12/5/54
1t	Scott Mitchell	4	12/30/95#

Receptions

1t	Ron Jessie	9	12/15/74
1t	Roy Williams	9	9/26/04
1t	Roy Williams	9	9/23/07
1t	Jahvid Best	9	9/19/10

Receiving Yards

1	Roy Williams	204	9/23/07
2	Gail Cogdill	171	12/17/61

Receiving Touchdowns

1	Calvin Johnson	3	11/26/15
2t	Dorne Dibble	2	11/18/51
2t	David Sloan	2	12/30/95#
2t	Roy Williams	2	9/26/04
2t	Theo Riddick	2	10/9/16

Interceptions

1t	Jack Christiansen	2	12/5/54
1t	Carl Karliwacz	2	12/5/54
1t	Bob Watkins	2	11/4/84

Points

1t	Jahvid Best	18	9/19/10
1t	Calvin Johnson	18	11/26/15

Touchdowns

1t	Jahvid Best	3	9/19/10
1t	Calvin Johnson	3	11/26/15

Field Goals

1	Jason Hanson	4	10/14/12
---	--------------	---	----------

Punts

1t	Larry Swider	8	12/2/79
1t	John Jett	8	11/8/98

Punt Returns

1	Terry Fair	8*	11/8/98
2t	Terry Barr	4	10/16/60
2t	Stefan Logan	4	10/14/12

Punt Return Yards

1	Stefan Logan	72	10/14/12
2	Jeremy Ross	71	12/8/13

Kickoff Returns

1	Eddie Drummond	7	9/26/04
2t	Lem Barney	6	12/05/71
2t	Ron Rivers	6	12/30/95#

Kickoff Return Yards

1	Eddie Drummond	192	9/19/04
2	Jeremy Ross	172	12/8/13

Longest Plays

Rush: Bob Hoernschemeyer 54 11/18/51

Pass: Kitna-to-Williams 91t 9/23/07

KR: Jeremy Ross 98t 12/8/13

Punt: Nick Harris 66 9/19/10

PR: Jeremy Ross 58t 12/8/13

IR: Jack Christiansen 53 11/18/51

FG: Jason Hanson 51 9/15/96

* Lions record; # Postseason game

MR: several players, most recent

RECORDS & RESULTS

Overall	15-16-2
Home	6-7-2
Road	9-9-0
Ford Field	2-2-0
Lincoln Financial Field	1-2-0

Date

Phi	W, 25-0
Phi	W, 10-0
DET	W, 35-0
Phi	W, 23-0
DET	L, 7-21
Phi	W, 21-0
DET	W, 21-17
Pit	L, 34-35
DET	W, 28-24
Phi	L, 21-45
DET	L, 14-22
Phi	W, 28-10
DET	T, 13-13
Phi	W, 27-16
Phi	L, 10-28
DET	L, 24-27
Phi	W, 35-28
DET	L, 0-12
DET	L, 20-23
Phi	L, 17-28
DET	W, 17-13
Phi	L, 7-44
DET	T, 23-23ot
Phi	W, 13-11
Phi	L, 17-24
Phi	L, 9-10
DET	L, 13-30
Phi	L, 21-56
DET	L, 32-35
Phi	W, 26-23ot
Phi	L, 20-34
DET	W, 45-14
DET	W, 24-23

9-20-35

10-11-36

12-4-38

11-17-40

11-16-41

11-21-43

10-14-45

12-12-48

10-3-49

11-18-51

12-5-54

12-5-54

12-19-65

11-28-68

12-17-61

12-5-71

12-15-74

10-2-77

12-2-79

11-4-84

11-16-86

9-15-96

11-8-98

9-26-04

9-23-07

9-19-10

10-14-12

12-8-13

11-26-15

10-9-16

Postseason..... 0-1

Road..... 0-1

Date

Site

Result

Phi L, 37-58

Playoff (Runner-Up) Bowl 1-0

Neutral..... 1-0

Date

Site

Result

1-6-62 Mia W, 38-10

Note: The Playoff Bowl was a

postseason game for third place in the

NFL from 1961-1970.

The Philadelphia Eagles and Pittsburgh

Steelers merged for the 1943 season as

a wartime emergency measure.

SERIES NOTES

➤ Detroit claimed victories in the first four

games of the series, with each being a

shutout. The Lions also won seven of the

first nine meetings.

➤ The Lions' defense had three takeaways

that helped Detroit's offense score three

touchdowns and grab a commanding 24-0 halftime lead over the Eagles, before defeating Philadelphia 38-10 in the 1961 Playoff Bowl.

- The Lions' last tie in a regular season game was against the Eagles (23-23) November 4, 1984, the only tie in Silverdome history.
- In the Lions' first visit to Lincoln Financial Field (Sept. 23, 2007), QB Jon Kitna set a then-franchise record with 446 passing yards. Kitna connected with WR Roy Williams for a 91-yard TD, career highs for both players. With 204 receiving yards, Williams' career high was the then third-highest tally by a receiver in Lions history.
- QB Matthew Stafford then led his eighth-career game-winning drive as the Lions defeated the Eagles, 26-23 in an overtime win that was capped off by K Jason Hanson's 45-yard game-winning field goal.
- With 49 receiving yards at Philadelphia on December 8, 2013, WR Calvin Johnson (9,184) broke the Lions franchise record for career receiving yards, surpassing WR Herman Moore (9,174).
- WR Jeremy Ross became the second player in Lions history to register a punt return touchdown (58 yards) and kickoff return touchdown (98 yards) in the same game at Philadelphia December 8, 2013. Ross joins RB Eddie Payton (vs. Minnesota December 17, 1977) as the only Lions players to accomplish this feat.
- The Lions defeated the Eagles in their second-ever Thanksgiving Day matchup 45-14 at Ford Field (November 26, 2015). WR Calvin Johnson tied a franchise record for touchdowns on Thanksgiving Day with three.

WASHINGTON REDSKINS

REDSKINS 2017 SCHEDULE

Sept. 10	vs. Philadelphia Eagles
Sept. 17	at Los Angeles Rams
Sept. 24	vs. Oakland Raiders
Oct. 2	at Kansas City Chiefs
Oct. 15	vs. San Francisco 49ers
Oct. 23	at Philadelphia Eagles
Oct. 29	vs. Dallas Cowboys
Nov. 5	at Seattle Seahawks
Nov. 12	vs. Minnesota Vikings
Nov. 19	at New Orleans Saints
Nov. 23	vs. New York Giants
Nov. 30	at Dallas Cowboys
Dec. 10	at Los Angeles Chargers
Dec. 17	vs. Arizona Cardinals
Dec. 24	vs. Denver Broncos
Dec. 31	at New York Giants

2016 Results: 8-7-1

LIONS SERIES RECORDS

Rushing Attempts			
1	Joe Don Looney	22	10/3/65
2t	Billy Sims	21	11/8/81
2	James Stewart	21	9/10/00
Rushing Yards			
1	Billy Sims	159	11/8/81
2	Barry Sanders	105	11/9/97
Rushing Touchdowns			
1	Billy Sims	2	11/8/81
Pass Attempts			
1	Joey Harrington	52	11/7/04
2	Scott Mitchell	50	10/22/95
Pass Completions			
1	Scott Mitchell	30	10/22/95
2t	Joey Harrington	26	11/7/04
2t	Matthew Stafford	26	10/31/10
Passing Yards			
1	Matthew Stafford	385	9/22/13
2	Scott Mitchell	327	10/22/95
Touchdown Passes			
1	Matthew Stafford	4	10/31/10
2	Scott Mitchell	3	10/22/95
Passes Intercepted			
1t	Milt Plum	4	10/3/65
1t	Chuck Long	4	11/15/87
Receptions			
1t	Charlie Sanders	10	12/15/68
1t	Herman Moore	10	10/22/95
3	Calvin Johnson	9	10/31/10
Receiving Yards			
1	Fred Scott	156	11/8/81
2	Leonard Thompson	150	1/1/83#
Receiving Touchdowns			
1	Calvin Johnson	3	10/31/10
Interceptions			
1	Wayne Rasmussen	2	10/3/65
Points			
1	Calvin Johnson	18	10/31/10

Touchdowns			
1	Calvin Johnson	3	10/31/10
2	Billy Sims	2	11/8/81
Field Goals			
1	Jason Hanson	5	9/10/00
2t	Benny Ricardo	4	10/8/78
2t	Jason Hanson	4	12/5/99
Punts			
1	Herman Weaver	10	10/17/76
Punt Returns			
1	Alvin Hall	6	11/11/84
Punt Return Yards			
1	Desmond Howard	86	12/5/99
Kickoff Returns			
1t	Alvin Hall	6	11/8/81
1t	Alvin Hall	6	1/8/83#
Kickoff Return Yards			
1	Mel Gray	134	1/12/92#
Longest Plays			
Rush:	Horace King	52	10/8/78
Pass:	Layne-to-Doran	70	11/11/56
KR:	Mel Gray	55	1/12/92#
Punt:	Sam Martin	72	9/22/13
PR:	Stefan Logan	71	10/31/10
Int:	Kelvin Pritchett	78	9/10/00
FG:	Jason Hanson	54	9/10/00
# Postseason Game			

RECORDS & RESULTS

Overall	14-27-0	
Home.....	11-9-0	
Road.....	3-18-0	
Ford Field.....	3-2-0	
FedExField.....	1-2-0	
Date	Site	Result
11-20-32	POR	W, 10-0
10-15-33	Bos	W, 13-0
10-17-34	DET	W, 24-0
10-13-35	Bos	W, 17-7
10-30-35	DET	W, 14-0
10-16-38	DET	L, 5-7
11-26-39	Was	L, 7-31
10-27-40	DET	L, 14-20
11-29-42	DET	L, 3-15
11-14-4	Was	L, 20-42
10-6-46	Was	L, 16-17
11-16-47	DET	W, 38-21
11-14-48	Was	L, 21-46
9-30-51	DET	W, 35-17
11-11-56	Was	L, 17-18
10-3-65	DET	W, 14-10
12-15-68	Was	L, 3-14
10-11-70	Was	L, 10-31
11-22-73	DET	L, 0-20
10-17-76	Was	L, 7-20
10- 8-78	DET	L, 19-21
9-9-79	DET	L, 24-27
11-8-81	Was	L, 31-33
10-23-83	Was	L, 17-38

11-11-84	Was	L, 14-28
10-13-85	Was	L, 3-24
11-15-87	Was	L, 13-20
11-4-90	DET	L, 38-41ot
9-1-91	Was	L, 0-45
9-20-92	Was	L, 10-13
10-22-95	Was	L, 30-36ot
11-9-97	Was	L, 7-30
12-5-99	DET	W, 33-17
10-10-00	DET	W, 15-10
11-7-04	DET	L, 10-17
10-7-07	Was	L, 3-34
10-26-08	DET	L, 17-25
9-27-09	DET	W, 19-14
10-31-10	DET	W, 37-25
9-22-13	Was	W, 27-20
10-23-16	DET	W, 20-17

Postseason	0-3	
Road.....	0-3	
Date	Site	Result
1-8-83	Was	L, 7-31
1-12-92^	Was	L, 10-41
1-8-00	Was	L, 13-27

SERIES NOTES

- Lions K Jason Hanson played in his 200th career game as a Lion when the Redskins visited Ford Field in 2004, which tied him for first on the Lions' all-time games played list with Wayne Walker (1958-72).
- Detroit's 33-17 win over the Redskins on December 5, 1999 at the Silverdome snapped a 16-game losing streak against Washington dating back to a 14-10 Lions' win at Tiger Stadium on October 3, 1965.
- On September 27, 2009, Lions rookie QB Matthew Stafford threw for 241 yards and one TD and was 21-of-36 (58.3 pct.) with no interceptions for his first win as an NFL starting quarterback.
- The Lions defeated the Redskins in Washington on September 22, 2013, breaking a streak of 21-consecutive road losses. The last time the Lions had previously defeated the Redskins on the road was October 13, 1935, a 17-7 victory at Boston.
- QB Matthew Stafford made his 100th career start in the Lions' 20-17 come-from-behind victory over the Redskins on October 23, 2016. His 18-yard touchdown pass to WR Anquan Boldin with :22 remaining in the game was Stafford's 24th career game-winning drive when trailing or tied in the fourth quarter or overtime.

ATLANTA FALCONS

FALCONS 2017 SCHEDULE

Sept. 10		at Chicago Bears
Sept. 17	vs.	Green Bay Packers
Sept. 24		at Detroit Lions
Oct. 1	vs.	Buffalo Bills
Oct. 15	vs.	Miami Dolphins
Oct. 22	at	New England Patriots
Oct. 29	at	New York Jets
Nov. 5	at	Carolina Panthers
Nov. 12	vs.	Dallas Cowboys
Nov. 20	at	Seattle Seahawks
Nov. 26	vs.	Tampa Bay Buccaneers
Dec. 3	vs.	Minnesota Vikings
Dec. 7	vs.	New Orleans Saints
Dec. 18	at	Tampa Bay Buccaneers
Dec. 24	at	New Orleans Saints
Dec. 31	vs.	Carolina Panthers

2016 Results: 11-5

LIONS SERIES RECORDS

Rushing Attempts

1	Rick Kane	30	11/13/77
2	Barry Sanders	27	9/4/94

Rushing Yards

1	Barry Sanders	158	12/24/89
2	Billy Sims	140	9/9/84
3	Barry Sanders	120	9/4/94

Rushing Touchdowns

1	Barry Sanders	3	12/24/89
---	---------------	---	----------

Pass Attempts

1	Matthew Stafford	56	12/22/12
---	------------------	----	----------

Pass Completions

1	Matthew Stafford	37*	12/22/12
2t	MR: Matthew Stafford	24	10/26/14

Passing Yards

1	Matthew Stafford	443	12/22/12
2	Gary Danielson	348	10/5/80

Touchdown Passes

1t	MR: Scott Mitchell	3	10/6/96
----	--------------------	---	---------

Passes Intercepted

1t	Greg Landry	3	10/8/72
1t	Mike McMahon	3	12/22/02

Receptions

1	Calvin Johnson	11	12/22/12
2t	Herman Moore	9	11/5/95
2t	Joique Bell	9	12/22/12

Receiving Yards

1	Calvin Johnson	225	12/22/12
2	Herman Moore	176	11/5/95
3	Golden Tate	151	10/26/14

Receiving Touchdowns

1	Bill Gambrell	3	12/8/68
2t	MR: Herman Moore	2	8/31/97

Interceptions

1t	MR: Duane Galloway	2	9/13/87
----	--------------------	---	---------

Points

1t	Bill Gambrell	18	12/8/68
1t	Barry Sanders	18	12/24/89

Touchdowns

1t	Bill Gambrell	3	12/8/68
1t	Barry Sanders	3	12/24/89

Field Goals

2t	MR: Matt Prater	3	10/26/14
----	-----------------	---	----------

Punts

1	John Jett	10	11/12/00
2t	MR: John Jett	8	8/31/97

Punt Returns

1t	Mel Gray	6	9/16/90
1t	Mel Gray	6	9/5/93

Punt Return Yards

1	Pete Mandley	109	12/21/86
---	--------------	-----	----------

Kickoff Returns

1	John Arnold	7	10/5/80
2	Eddie Drummond	6	12/22/02

Kickoff Return Yards

1	Eddie Drummond	178	12/22/02
---	----------------	-----	----------

Longest Plays

Rush:	Larry Walton	57	10/1/73
Pass:	Landry-to-Jessie	82	10/8/72
Punt:	Greg Montgomery	64	9/4/94
PR:	Pete Mandley	81	12/21/86
KR:	Ron Jessie	97t	10/3/71
Int:	Lem Barney	45t	10/22/67
FG:	Ed Murray	48	9/9/84

* Lions Record
MR: several players, most recent

RECORDS & RESULTS

Overall	24-12-0
Home	15-6-0
Road	9-6-0
Ford Field	1-3-0
Georgia Dome	1-3-0
Wembley Stadium	1-0-0

Date	Site	Result
9-25-66	DET	W, 28-10
10-22-67	DET	W, 24-3
12-8-68	Atl	W, 24-7
11-9-69	DET	W, 27-21
10-3-71	DET	W, 41-38
10-8-72	Atl	W, 26-23
10-1-73	DET	W, 31-6
9-28-75	Atl	W, 17-14
9-19-76	DET	W, 24-10
11-13-77	Atl	L, 6-17
10-15-78	Atl	L, 0-14
9-23-79	DET	W, 24-23
10-5-80	Atl	L, 28-43
9-18-83	DET	L, 14-30
9-9-84	Atl	W, 27-24ot
9-8-85	Atl	W, 28-27
12-21-86	DET	L, 6-20
12-27-87	Atl	W, 30-13
9-4-88	DET	W, 31-17
12-24-89	Atl	W, 31-24
9-16-90	DET	W, 21-14
9-5-93	DET	W, 30-13

9-4-94	DET	W, 31-28ot
11-5-95	Atl	L, 22-34
10-6-96	DET	W, 28-24
8-31-97	DET	W, 28-17
12-20-98	DET	L, 17-24
11-12-00	DET	W, 13-10
12-22-02	Atl	L, 15-36
10-10-04	Atl	W, 17-10
11-24-05	DET	L, 7-27
11-5-06	DET	W, 30-14
9-7-08	Atl	L, 21-34
10-23-11	DET	L, 16-23
12-22-12	DET	L, 18-31
10-26-14	Atl	W, 22-21

SERIES NOTES

- The Lions have dominated the series against the Falcons, amassing a 24-12 record. The initial meeting took place at Tiger Stadium on September 25, 1966, Atlanta's inaugural season, with the Lions running away with a 28-10 win.
- The teams met in the regular season opener or closer seven times between 1985-94. The two teams opened or closed the season every year from 1985-89, and met in the regular season opener again in 1997.
- Detroit was victorious 13-10 over the Falcons on November 12, 2000 at the Pontiac Silverdome. The contest marked the first game and victory by Gary Moeller, who replaced Bobby Ross as head coach six days earlier.
- QB Matthew Stafford completed 37 passes against Atlanta December 22, 2012, which is the highest single-game tally in Lions history. The previous record of 36 completions was shared by QB Charlie Batch (at Ari, 11/8/01) and Stafford (at GB, 1/1/12).
- With 11 receptions for 225 yards against the Falcons on December 22, 2012, WR Calvin Johnson set a new NFL single-season record for receiving yards (1,892) by breaking Hall of Fame WR Jerry Rice's 17-year old mark of 1,848 in 1995.
- In the team's last meeting (10/26/14), the Lions defeated the Falcons on a last-second field goal by K Matt Prater after trailing 21-0 in the first half. Stafford completed 24-of-47 passes for 325 yards and two touchdowns as he led the Lions to a 22-21 comeback win vs. Atlanta at Wembley Stadium in London, England. On his 59-yard touchdown pass to WR Golden Tate in the third quarter, Stafford set the franchise's all-time career passing touchdowns record with his 119th career touchdown pass.

CAROLINA PANTHERS

PANTHERS 2017 SCHEDULE

Sept. 10	at San Francisco 49ers
Sept. 17	vs. Buffalo Bills
Sept. 24	vs. New Orleans Saints
Oct. 1	at New England Patriots
Oct. 8	at Detroit Lions
Oct. 12	vs. Philadelphia Eagles
Oct. 22	at Chicago Bears
Oct. 29	at Tampa Bay Buccaneers
Nov. 5	vs. Atlanta Falcons
Nov. 13	vs. Miami Dolphins
Nov. 26	at New York Jets
Dec. 3	at New Orleans Saints
Dec. 10	vs. Minnesota Vikings
Dec. 17	vs. Green Bay Packers
Dec. 24	vs. Tampa Bay Buccaneers
Dec. 31	at Atlanta Falcons

2016 Results: 6-10

LIONS SERIES RECORDS

Rushing Attempts

1	Kevin Smith	24	11/16/08
2t	Greg Hill	16	10/24/99
2t	Kevin Smith	16	11/20/11

Rushing Yards

1	Kevin Smith	140	11/20/11
2	Kevin Smith	112	11/16/08
3	Greg Hill	70	10/24/99

Rushing Touchdowns

1	Kevin Smith	2	11/20/11
---	-------------	---	----------

Pass Attempts

1	Matthew Stafford	48	9/14/14
2	Matthew Stafford	36	11/20/11
3	Daunte Culpepper	35	11/16/08

Pass Completions

1	Matthew Stafford	28	11/20/11
2	Matthew Stafford	27	9/14/14
3	Daunte Culpepper	20	11/16/08

Passing Yards

1	Matthew Stafford	335	11/20/11
2	Matthew Stafford	291	9/14/14

Touchdown Passes

1	Matthew Stafford	5*	11/20/11
2	Charlie Batch	2	12/12/93

Passes Intercepted

1t	Daunte Culpepper	2	11/16/08
1t	Matthew Stafford	2	11/20/11

Receptions

1	Nate Burleson	7	11/20/11
2t	Calvin Johnson	6	9/14/14
2t	Calvin Johnson	6	11/16/08

Receiving Yards

1	Marcus Pollard	105	10/16/05
2	Calvin Johnson	89	11/20/11

Receiving Touchdowns

1t	MR: Jed Collins	1	9/14/14
1t	Nate Burleson	1	11/20/11
1t	Brandon Pettigrew	1	11/20/11

1t	Tony Scheffler	1	11/20/11
1t	Kevin Smith	1	11/20/11
1t	Titus Young	1	11/20/11
Interceptions			
1t	MR: Chris Harris	1	11/20/11
1t	DeAndre Levy	1	11/20/11
1t	Stephen Tulloch	1	11/20/11
1t	Eric Wright	1	11/20/11

Points

1	Kevin Smith	18	11/20/11
2	Jason Hanson	10	11/16/08

Touchdowns

1	Kevin Smith	3	11/20/11
---	-------------	---	----------

Field Goals

1	Jason Hanson	3	11/16/08
---	--------------	---	----------

Punts

1	John Jett	11	9/15/02
---	-----------	----	---------

Punt Returns

1t	Jeremy Ross	3	9/14/14
1t	Desmond Howard	3	9/15/02

Punt Return Yards

1	Reggie Swinton	89	12/21/03
---	----------------	----	----------

Kickoff Returns

1t	Terry Fair	4	10/24/99
1t	Reggie Swinton	4	12/21/03

Kickoff Return Yards

1	Terry Fair	130	10/24/99
---	------------	-----	----------

Longest Plays

Rush:	Kevin Smith	43	11/20/11
Pass:	Harrington-to-Pollard	86	10/16/05
KR:	Terry Fair	57	10/24/99
Punt:	John Jett	56	9/15/02
PR:	Reggie Swinton	89t	12/21/03
Int:	Kenoy Kennedy	64t	10/16/05
FG:	Jason Hanson	56*	11/16/08

* Lions Record

RECORDS & RESULTS

Overall	2-5-0
Home	1-1-0
Road	1-4-0
Ford Field	1-1-0
Bank of America Stadium	1-4-0

Date	Site	Result
10-24-99	Car	W, 24-9
9-15-02	Car	L, 7-31
12-21-03	Car	L, 14-20
10-16-05	DET	L, 20-21
10-16-08	Car	L, 22-31
11-20-11	DET	W, 49-35
9-14-14	Car	L, 7-24

SERIES NOTES

➤ The Lions and Panthers faced off in their inaugural contest October 24, 1999. Detroit visited Carolina's Ericsson Stadium (renamed Bank of America Stadium) and handed the Panthers a 24-9 loss. The Panthers made five trips inside

the Lions' five-yard line, and the Detroit defense forced two turnovers and yielded only three field goals.

➤ The contest was also the first of two straight games in 1999 where Detroit's defense did not yield a touchdown. That accomplishment marked the first time since 1983 that the Lions have kept opponents out of the end zone in back-to-back games (45-3 win vs. Pittsburgh November 24, 1983 and 13-2 win vs. Minnesota December 5, 1983).

➤ The Panthers evened the series record at 1-1 with a 31-7 home victory on September 15, 2002.

➤ Despite having both a fumble return and a punt return go for touchdowns, the Lions fell short at the eventual NFC Champion Panthers, 21-14, on December 14, 2003.

➤ LB Boss Bailey (34 yards) and S Kenoy Kennedy (64 yards) each returned interceptions back for touchdowns in the Lions' last-minute 21-20 loss against Carolina at Ford Field on October 16, 2005. The last time the Lions had two interceptions for touchdowns in a game was at Seattle October 24, 1976 when Levi Johnson and Lem Barney both returned interceptions for touchdowns.

➤ After a sluggish start against Carolina on November 20, 2011, the Lions overcame a 17-point deficit to defeat the Panthers 49-35 behind QB Matthew Stafford's 5 touchdown passes, all to five different receivers. Just recently re-acquired, RB Kevin Smith rushed for a career-high 140 yards (201 total yards), along with 2 rushing and 1 receiving touchdowns.

NEW ORLEANS SAINTS

SAINTS 2017 SCHEDULE

Sept. 11	at Minnesota Vikings
Sept. 17	vs. New England Patriots
Sept. 24	at Carolina Panthers
Oct. 1	at Miami Dolphins
Oct. 15	vs. Detroit Lions
Oct. 22	at Green Bay Packers
Oct. 29	vs. Chicago Bears
Nov. 5	vs. Tampa Bay Buccaneers
Nov. 12	at Buffalo Bills
Nov. 19	vs. Washington Redskins
Nov. 26	at Los Angeles Rams
Dec. 3	vs. Carolina Panthers
Dec. 7	at Atlanta Falcons
Dec. 17	vs. New York Jets
Dec. 24	vs. Atlanta Falcons
Dec. 31	at Tampa Bay Buccaneers

2016 Results: 7-9

LIONS SERIES RECORDS

Rushing Attempts			
1	James Stewart	25	9/3/00
2	Dexter Bussey	24	9/25/77
3	Kevin Smith	24	12/21/08

Rushing Yards			
1	Dexter Bussey	150	9/25/77
2	Barry Sanders	113	9/21/97
3	Kevin Smith	111	12/21/08

Rushing Touchdowns			
1	Billy Sims	2	10/12/80

Pass Attempts			
1	Matthew Stafford	44	12/4/11
2	Scott Mitchell	43	9/14/97
2	Matthew Stafford	43	1/7/12#

Pass Completions			
1	Matthew Stafford	31	12/4/11
2	Matthew Stafford	30	12/4/16
3	Matthew Stafford	28	1/7/12#

Passing Yards			
1	Matthew Stafford	408	12/4/11
2	Matthew Stafford	380	1/7/12#
3	Matthew Stafford	341	12/4/16

Touchdown Passes			
1	Matthew Stafford	3	1/7/12#
1	Matthew Stafford	3	12/21/15

Passes Intercepted			
1	MR: Matthew Stafford	3	9/13/09

Receptions			
1	Calvin Johnson	12	1/7/12#
2	Herman Moore	11	9/21/97

Receiving Yards			
1	Richard Johnson	248	12/3/89
2	Calvin Johnson	211	1/7/12#
3	Golden Tate	154	10/19/14

Receiving Touchdowns			
1	Carl Bland	2	9/18/88
1	Calvin Johnson	2	1/7/12#
1	Golden Tate	2	12/21/15

Interceptions			
1	Lem Barney	2	11/19/72
1	James Hunter	2	10/21/79

Points			
1	Matt Prater	16	12/4/16
2	Jason Hanson	14	9/29/02

Touchdowns			
1	Billy Sims	2	10/12/80
1	Carl Bland	2	9/18/88
1	Calvin Johnson	2	1/7/12#
1	Golden Tate	2	12/21/15

Field Goals			
1	Matt Prater	5	12/4/16

Punts			
1	Jim Arnold	8	12/3/89

Punt Returns			
1	Walter Stanley	7	12/3/89

Punt Return Yards			
1	Desmond Howard	119	9/3/00

Kickoff Returns			
1	Glyn Milburn	6	9/14/97
2	Eddie Drummond	5	12/24/05
2	Aaron Brown	5	9/13/09

Kickoff Return Yards			
1	Aaron Brown	180	9/13/09
2	Glyn Milburn	157	9/14/97

Longest Plays			
Rush:	Fred Scott	48t	10/12/80
Pass:	Gagliano-to-Johnson	75t	12/3/89
KR:	Aaron Brown	87	9/13/09
Punt:	Ben Graham	58	12/4/11
PR:	Desmond Howard	95t*	9/3/00
Int:	Corey Harris	49	9/29/02
FG:	Matt Prater	52	12/4/16

Postseason Game
MR: several players, most recent

RECORDS & RESULTS

Overall		12-11-1
Home	7-3-1
Road	5-8-0
Ford Field	2-1-0
Mercedes-Benz Superdome	4-6-0

Date	Site	Result
11-24-68	DET	T, 20-20
11- 8-70	NO	L, 17-19
11-19-72	DET	W, 27-14
10-14-73	NO	L, 13-20
11- 3-74	DET	W, 19-14
11-14-76	NO	L, 16-17
9-25-77	DET	W, 23-19
10-21-79	NO	L, 7-17
10-12-80	DET	W, 24-13
9-18-88	DET	L, 14-22
12- 3-89	NO	W, 21-14
10-28-90	DET	W, 27-10
10- 4-92	DET	L, 7-13
9-19-93	NO	L, 3-14
9-14-97	NO	L, 17-35

9-3-00	NO	W, 14-10
9-29-02	DET	W, 26-21
12-14-05	SA	W, 13-12
12-21-08	DET	L, 7-42
9-13-09	NO	L, 27-45
12-4-11	NO	L, 17-31
10-19-14	DET	W, 24-23
12-21-15	NO	W, 35-27
12-4-16	NO	W, 28-13

Postseason		
Road	0-1

Date	Site	Result
1-7-12	NO	L, 28-45

Note: New Orleans split home games in 2005 between San Antonio and Baton Rouge due to Hurricane Katrina.

SERIES NOTES

- In the second game ever played at Ford Field, the Lions claimed a 26-21 win over New Orleans for the first win at the team's new downtown Detroit home.
- The first game played between the Lions and Saints was a 20-20 tie on November 24, 1968 in Detroit.
- In one of the NFL's all-time amazing finishes, New Orleans K Tom Dempsey booted a 63-yard field goal as time expired to give the Saints a 19-17 victory in Tulane Stadium on November 8, 1970. Dempsey's mighty boot stood alone as the longest field goal in NFL history until Denver's Jason Elam tied the record on October 25, 1998 vs. Jacksonville.
- The Lions' Richard Johnson tallied 248 yards receiving on eight receptions and earned NFC Player of the Week honors in Detroit's 21-14 win over the Saints on December 3, 1989.
- The Lions kicked off the 2000 season by defeating the Saints 14-10 at the Superdome. The Lions' only touchdown of the game was courtesy of Desmond Howard's franchise-record 95-yard punt return in the fourth quarter.
- K Jason Hanson nailed a 39-yard field goal as time expired in regulation that lifted the Lions to a 13-12 win over New Orleans in San Antonio December 14, 2005. The final drive was set up by a Roy Williams 40-yard grab on 4th-and-17. Williams had four catches for 111 yards against the Saints, all in the fourth quarter.
- In the Lions' first playoff game since 1999, QB Matthew Stafford set a single-game postseason franchise record with 380 yards passing, while WR Calvin Johnson posted franchise-bests in both receptions (12) and receiving yards (211)

and tied a franchise record in receiving touchdowns (2) at New Orleans on January 7, 2012.

- The Lions beat the Saints 24-23 in a dramatic comeback win in Week 7 in 2014 (10/19) as Stafford connected with WR Corey Fuller for a five-yard TD pass following a late interception from S. Glover Quin for the go-ahead score.
- The Lions defeated the Saints 35-27 on Monday Night Football (12/21/15) as QB Matthew Stafford broke Jon Kitna's franchise record for completion percentage as he connected on 88 percent of his passes in Week 15.

TAMPA BAY BUCCANEERS

BUCCANEERS 2017 SCHEDULE

Sept. 10	at Miami Dolphins
Sept. 17	vs. Chicago Bears
Sept. 24	at Minnesota Vikings
Oct. 1	vs. New York Giants
Oct. 5	vs. New England Patriots
Oct. 15	at Arizona Cardinals
Oct. 22	at Buffalo Bills
Oct. 29	vs. Carolina Panthers
Nov. 5	at New Orleans Saints
Nov. 12	vs. New York Jets
Nov. 26	at Atlanta Falcons
Dec. 3	at Green Bay Packers
Dec. 10	vs. Detroit Lions
Dec. 18	vs. Atlanta Falcons
Dec. 24	at Carolina Panthers
Dec. 31	vs. New Orleans Saints

2016 Results: 9-7

LIONS SERIES RECORDS

Rushing Attempts

1t Barry Sanders	29	11/7/93
1t James Stewart	29	10/19/00

Rushing Yards

1 Barry Sanders	237*	11/13/94
2 Barry Sanders	215	10/12/97

Rushing Touchdowns

1t Barry Sanders	3	9/29/91
1t James Stewart	3	10/19/00

Pass Attempts

1 Scott Mitchell	50	9/7/97
2t Eric Hipple	46	9/21/86
2t Matthew Stafford	46	11/24/13

Pass Completions

1 Eric Hipple	31	9/21/86
---------------	----	---------

Passing Yards

1 Gary Danielson	360	12/14/80
2 Scott Mitchell	352	12/23/95

Touchdown Passes

1t Rodney Peete	3	10/25/92
1t Matthew Stafford	3	9/11/11
1t Matthew Stafford	3	12/7/14

Passes Intercepted

1 Matthew Stafford	4	11/24/13
2t Todd Hons	3	10/4/87
2t Rusty Hilger	3	12/18/88

Receptions

1t MR: Calvin Johnson	10	12/19/10
-----------------------	----	----------

Receiving Yards

1 Calvin Johnson	158	12/7/14
2 Calvin Johnson	152	12/19/10

Receiving Touchdowns

1 MR: Calvin Johnson	2	9/11/11
----------------------	---	---------

Interceptions

1 MR: Bryant Westbrook	2	10/19/00
------------------------	---	----------

Points

1 James Stewart	20	10/19/00
2t Barry Sanders	18	9/29/91
2t Barry Sanders	18	10/12/97

Touchdowns

1t Barry Sanders	3	9/29/91
1t Barry Sanders	3	10/12/97
1t James Stewart	3	10/19/00

Field Goals

1t Eddie Murray	4	12/17/89
1t Jason Hanson	4	12/9/01

Punts

1 Mark Royals	10	9/8/96
---------------	----	--------

Punt Returns

1t Eddie Payton	8*	11/20/77
1t Ray Williams	8*	12/14/80

Punt Return Yards

1 Walter Stanley	66	12/17/89
2 Ray Williams	64	12/14/80

Kickoff Returns

1 Aveion Cason	7	11/23/08
----------------	---	----------

Kickoff Return Yards

1 Desmond Howard	218	9/17/00
------------------	-----	---------

Longest Plays

Rush: Barry Sanders	85	10/2/94
Pass: Mitchell-to-Perriman	91t	12/23/95
KR: Terry Fair	105*	9/28/99

Punt:

Sam Martin	71	12/7/14
Ryan Donahue	60	9/11/11
Ray Williams	53	11/23/80

PR:

Bennie Blades	98t	9/29/96
Eddie Murray	51	9/21/86

* Lions Record

MR: several players, most recent

RECORDS & RESULTS

Overall	30-26-0
Home	16-13-0
Road	14-13-0
Ford Field	2-3-0
Raymond James Stadium	4-3-0

Date	Site	Result
11-20-77	DET	W, 16-7
9-9-78	TB	W, 15-7
11-12-78	DET	W, 34-23
9-1-79	TB	L, 16-31
11-11-79	DET	L, 14-16
11-23-80	TB	W, 24-10
12-14-80	DET	W, 27-14
10-4-81	TB	L, 10-28
12-20-81	DET	L, 17-20
12-26-82	TB	L, 21-23
9-4-83	TB	W, 11-0
12-18-83	DET	W, 23-20
9-16-84	TB	L, 17-21
10-14-84	DET	W, 13-7ot
9-29-85	DET	W, 30-9
11-24-85	TB	L, 16-19ot
9-21-86	DET	L, 20-24
11-23-86	TB	W, 38-17
10-4-87	DET	L, 27-31
12-13-87	TB	W, 20-10
11-13-88	DET	L, 20-23
12-18-88	TB	L, 10-21

10-15-89	TB	W, 17-16
12-17-89	DET	W, 33-7
9-9-90	DET	L, 21-38
9-23-90	TB	L, 20-23
9-29-91	DET	W, 31-3
11-10-91	TB	L, 21-30
9-27-92	DET	L, 23-27
10-25-92	TB	W, 38-7
10-9-93	TB	L, 10-27
11-7-93	DET	W, 23-0
10-2-94	TB	L, 14-24
11-13-94	DET	W, 14-9
11-12-95	DET	W, 27-24
12-23-95	TB	W, 37-10
9-8-96	DET	W, 21-6
9-29-96	TB	W, 27-0
9-7-97	DET	L, 17-24
10-12-97	TB	W, 27-9
9-28-98	DET	W, 27-6
11-22-98	TB	W, 28-25
10-31-99	DET	W, 20-3
12-12-99	TB	L, 16-23
9-17-00	DET	L, 10-31
10-19-00	TB	W, 28-14
11-11-01	DET	L, 17-20
12-9-01	TB	L, 14-24
12-15-02	DET	L, 20-23
10-2-05	TB	L, 13-17
10-21-07	DET	W, 23-16
11-23-08	DET	L, 20-38
12-19-10	TB	W, 23-20ot
11-11-11	TB	W, 27-20
9-24-13	DET	L, 21-24
12-07-14	DET	W, 34-17
Postseason	0-1	
Road	0-1	

Date	Site	Result
12-28-97	TB	L, 10-20

SERIES NOTES

- In Detroit's 14-9 win at the Silverdome on November 13, 1994, RB Barry Sanders rushed for a franchise-record 237 yards (then-sixth-highest single-game total in NFL history). Sanders gained a then-NFL record 200 yards in the second half.
- RB Barry Sanders made history in Detroit's 27-9 win over the Buccaneers at Tampa Bay on October 12, 1997. He became the first player in NFL history to record two 80-yard TD runs in the same game. He broke off an 80-yard scoring play late in the first quarter and added an 82-yard touchdown romp in the third quarter, finishing the day with 215 yards.
- The Lions ended a 26-game road losing streak on December 29, 2010 when they claimed a 23-20 overtime win at Tampa Bay.

- In the 2011 season opener, the Lions claimed a 27-20 win on the road behind 305 passing yards and 3 TDs by QB Matthew Stafford and 2 TD grabs by WR Calvin Johnson.
- With a 34-17 victory over the Tampa Bay Buccaneers in the teams' most recent meeting in 2014, the Lions claimed their ninth victory in the season's first 13 games and improved to 9-4, marking Detroit's best record through 13 games since 1991 (9-4).

ARIZONA CARDINALS

CARDINALS 2017 SCHEDULE

Sept. 10	at Detroit Lions
Sept. 17	at Indianapolis Colts
Sept. 25	vs. Dallas Cowboys
Oct. 1	vs. San Francisco 49ers
Oct. 8	at Philadelphia Eagles
Oct. 15	vs. Tampa Bay Buccaneers
Oct. 22	at Los Angeles Rams
Nov. 5	at San Francisco 49ers
Nov. 9	vs. Seattle Seahawks
Nov. 19	at Houston Texans
Nov. 26	vs. Jacksonville Jaguars
Dec. 3	vs. Los Angeles Rams
Dec. 10	vs. Tennessee Titans
Dec. 17	at Washington Redskins
Dec. 24	vs. New York Giants
Dec. 31	at Seattle Seahawks

2016 Results: 7-8-1

LIONS SERIES RECORDS

Rushing Attempts

1	Barry Sanders	27	11/1/98
2	Kevin Jones	26	12/5/04
3	Billy Sims	25	9/21/80

Rushing Yards

1	Kevin Jones	196	12/5/04
2	Barry Sanders	147	19/17/95
3	Maurice Morris	126	12/20/09

Rushing Touchdowns

1	Dan Lewis	2	11/12/61
---	-----------	---	----------

Pass Attempts

1	Charlie Batch	62	11/18/01
2	Matthew Stafford	50	12/16/12
3	Jon Kitna	45	11/11/07

Pass Completions

1	Charlie Batch	36	11/18/01
2	Jon Kitna	32	11/11/07

Passing Yards

1	Charlie Batch	436	11/18/01
2	Gus Frerotte	375	11/14/99

Touchdown Passes

1	Joey Harrington	4	9/7/03
2t	Erik Kramer	3	12/12/93
3	Charlie Batch	3	11/18/01
2t	Joey Harrington	3	11/13/05
2t	Carson Palmer	3	10/11/15

Passes Intercepted

1	Gary Danielson	5	12/3/78
---	----------------	---	---------

Receptions

1	Lamont Warren	11	11/18/01
2t	Calvin Johnson	10	12/16/12
2t	Theo Riddick	10	10/11/15

Receiving Yards

1	Johnnie Morton	153	11/18/01
2	Germame Crowell	142	11/14/99
3	Calvin Johnson	121	12/16/12

Receiving Touchdowns

1	Roy Williams	3	11/13/05
2t	MR: Calvin Johnson	2	9/15/13

Interceptions

1	Don Doll	4*	10/23/49
---	----------	----	----------

Points

1	Roy Williams	18	11/13/05
2t	Jason Hanson	14	9/26/93
2t	Jason Hanson	14	12/5/04

Touchdowns

1	Roy Williams	3	11/13/05
1	MR: Calvin Johnson	2	9/15/13

Field Goals

1t	Jason Hanson	4	9/26/93
1t	Jason Hanson	4	12/5/04

Punts

1	Nick Harris	8	12/16/12
---	-------------	---	----------

Punt Returns

1	Tony Leonard	6	12/3/78
2t	Terry Fair	5	11/1/98
2t	Eddie Drummond	5	12/8/02

Punt Return Yards

1	Eddie Drummond	100	12/8/02
2	Eddie Drummond	77	9/7/03

Kickoff Returns

1	Larry Foster	7	11/18/01
---	--------------	---	----------

Kickoff Return Yards

1	Derrick Williams	154	12/20/09
2	Johnnie Morton	136	9/17/95

Longest Plays

Rush:	Kevin Jones	74	12/5/04
Pass:	Frerotte-to-Crowell	77	11/4/99
KR:	Mel Gray	61	9/26/93
Punt:	Pat Studstill	67	10/1/67
PR:	Eddie Drummond	73	12/8/02
Int:	Louis Delmas	101t	12/20/09
FG:	Errol Mann	52	12/2/73

* Lions Record

MR: several players, most recent

RECORDS & RESULTS

Overall	33-28-5
Home.....	20-11-3
Road.....	13-17-2
Ford Field.....	3-2-0
Univ. of Phoenix Stadium.....	0-5-0

Date	Site	Result
10-5-30	POR	T, 0-0
10-26-30	Chi	L, 13-23
9-23-31	POR	W, 13-3
11-22-31	Chi	L, 19-20
10-2-32	POR	T, 7-7
10-1-33	POR	W, 7-6
9-30-34	DET	W, 6-0
11-11-34	Chi	W, 17-13
9-29-35	DET	T, 10-10
11-3-35	Chi	W, 7-6
9-27-36	DET	W, 39-0
11-22-36	Chi	W, 14-7
9-19-37	DET	W, 16-7
11-21-37	Chi	W, 16-7
10-23-38	DET	W, 10-0

Chi	W, 7-3
DET	W, 21-13
Chi	W, 17-3
Chi	T, 0-0
DET	W, 43-14
Chi	T, 14-14
DET	W, 21-3
Chi	L, 0-13
DET	L, 0-7
DET	W, 35-17
Chi	W, 7-0
Chi	W, 27-6
DET	W, 21-7
Chi	W, 10-0
DET	W, 26-0
Chi	L, 14-34
DET	L, 14-36
Chi	L, 21-45
DET	L, 7-17
Chi	L, 20-56
DET	L, 14-28
Chi	W, 24-7
DET	L, 19-42
DET	W, 45-21
StL	W, 45-14
StL	L, 28-38
DET	W, 20-0
DET	W, 16-3
StL	W, 20-16
DET	L, 13-24
StL	L, 14-21
DET	W, 20-7
StL	L, 23-24
DET	L, 13-16
DET	W, 26-20
Phx	W, 21-14
DET	L, 17-20
DET	L, 15-17
Ari	L, 19-23
Ari	L, 38-45
Ari	L, 20-23ot
DET	W, 42-24
DET	W, 26-12
DET	W, 29-21
Ari	L, 10-17
Ari	L, 21-31
DET	L, 24-31
Ari	L, 10-38
Ari	L, 21-25
Ari	L, 6-14
DET	L, 17-42

Note: From 1930-33, the Lions were the Portsmouth (POR) Spartans. The Arizona Cardinals were located in Chicago from 1920-59 and in St. Louis from 1960-87 before moving to Phoenix, Ariz., in 1988. The team became the Arizona Cardinals in 1994.

The Chicago Cardinals and Pittsburgh Steelers merged for the 1944 season as a wartime emergency measure.

SERIES NOTES

- Detroit's series with the Cardinals is the oldest in the history of the Lions' franchise. The first game was played October 5, 1930 between the Portsmouth Spartans and the Chicago Cardinals, and it ended in a scoreless tie. That game is one of two scoreless ties (other was a 0-0 tie played September 15, 1940) played between the Lions and the Cardinals in their series.
- September 30, 1934 marked the first occasion that the Detroit Lions and the Chicago Cardinals matched up, and the Lions were victorious 6-0.
- In all, the Portsmouth Spartans were 2-2-2 vs. the Chicago Cardinals. Detroit registered a 19-9-3 mark against the Chicago Cardinals, a 5-4 record over the St. Louis Cardinals and have a 5-11 mark since the Cardinals moved to Phoenix.
- The Lions-Cardinals series is one of four series (Chicago, Green Bay and NYG) in franchise history that dates back to 1930, Portsmouth's inaugural season in the NFL.
- The teams met twice in 1993 with Detroit winning both contests, 26-20 at the Silverdome September 26 and 21-14 in Phoenix on December 12.
- Behind the record-setting performance by QB Charlie Batch at Arizona November 18, 2001 (a then franchise record 436 yards passing), the Lions' offense set several team records and collected some of the franchise's highest totals in other team offensive categories. The Lions' 62 pass attempts set the team's single-game record by surpassing the previous high of 57 attempts accomplished vs. Chicago (10/9/88). The team's 36 completions are better than the 33 completions tossed at Cleveland (9/28/86) and vs. Green Bay (10/25/87). The Lions' established a new record for net passing yards by airing out 429 yards, which is better than the previous high of 395 vs. Minnesota (11/23/95). And the 22 first downs gained on pass plays is a new team record, passing the old mark of 20 set vs. Minnesota (11/23/95).
- Detroit snapped a five-game losing streak in the series in the 2003 season opener with a 42-24 win over the Cardinals at Ford Field. The win was the first for former Lions Head Coach Steve Mariucci. QB Joey Harrington threw for a career-high four touchdown passes in the game.
- In Detroit's 26-12 win over Arizona December 5, 2004, RB Kevin Jones ran for a career-high 196 yards on 26 carries, 105 of which came in the first half. It is the second-highest rushing total by a Lions rookie in team history just one yard shy of Mel Farr's record of 197 yards on 24 carries at Minnesota (11/12/67).
- In the same 2004 contest, K Jason Hanson became the 20th player in NFL history to reach the 1,300-point plateau.
- In a 2009 meeting at Ford Field (12/20) S Louis Delmas returned an interception 101 yards for a touchdown which was the longest by a NFL rookie since 1926 (Columbus RB Pete Barnum, 103t at Canton 9/26/26). It also ranks as the longest by a Lions rookie in team history and is tied for the second-longest in franchise history.
- WR Calvin Johnson tied an NFL record for most-consecutive games with 100+ receiving yards with 7 in the teams' meeting at University of Phoenix Stadium (12/16/12). Johnson finished the game with 10 receptions for 121 yards.

LOS ANGELES RAMS

RAMS 2017 SCHEDULE

Sept. 10	vs. Indianapolis Colts
Sept. 17	vs. Washington Redskins
Sept. 21	at San Francisco 49ers
Oct. 1	at Dallas Cowboys
Oct. 8	vs. Seattle Seahawks
Oct. 15	at Jacksonville Jaguars
Oct. 22	vs. Arizona Cardinals
Nov. 5	at New York Giants
Nov. 12	vs. Houston Texans
Nov. 19	at Minnesota Vikings
Nov. 26	vs. New Orleans Saints
Dec. 3	at Arizona Cardinals
Dec. 10	vs. Philadelphia Eagles
Dec. 17	at Seattle Seahawks
Dec. 24	at Tennessee Titans
Dec. 31	vs. San Francisco 49ers

2016 Results: 4-12

LIONS SERIES RECORDS

Rushing Attempts

1t	Barry Sanders	26	11/17/91
1t	Barry Sanders	26	10/24/93
3	Billy Sims	25	9/19/82

Rushing Yards

1	Billy Sims	153	9/7/80
2	Dan Lewis	128	10/30/60
3t	Lew Carpenter	119	10/10/54
3t	Billy Sims	119	9/19/82

Rushing Touchdowns

1t	Jim Ninowski	3	10/30/60
1t	Billy Sims	3	9/7/80

Pass Attempts

1	Eric Hipple	50	10/19/86
2	Chuck Long	48	12/6/87
3	Matthew Stafford	48	9/9/12

Pass Completions

1	Matthew Stafford	32	9/9/12
2	Eric Hipple	31	10/19/86
3	Matthew Stafford	30	12/13/15

Passing Yards

1	Matthew Stafford	355	9/9/12
2	Milt Plum	347	11/1/64
3	Eric Hipple	316	10/19/86

Touchdown Passes

1	Matthew Stafford	4	10/16/16
---	------------------	---	----------

Passes Intercepted

1	Jim Ninowski	5	10/30/60
---	--------------	---	----------

Receptions

1t	James Gibbons	9	10/30/60
1t	Herman Hunter	9	10/19/86
1t	Roy Williams	9	10/1/06
1t	Golden Tate	9	12/13/15

Receiving Yards

1t	Gail Cogdill	165	11/1/64
1t	Golden Tate	165	10/16/16
3	Germane Crowell	163	11/7/99

Receiving Touchdowns

1t	MR: Golden Tate	2	12/13/15
----	-----------------	---	----------

Interceptions

1t	Yale Lary	3	10/28/56
1t	Joe Schmidt	3	10/26/58

Points

1	Pat Harder	19	12/21/52
2t	Jim Ninowski	18	10/30/60
2t	Billy Sims	18	9/7/80

Touchdowns

1t	Jim Ninowski	3	10/30/60
1t	Billy Sims	3	9/7/80

Field Goals

1t	Errol Mann	4	12/14/69
1t	Bob Thomas	4	9/19/82

Punts

1	Jerry DePoyster	10	11/3/68
---	-----------------	----	---------

Punt Returns

1t	MR: Stefan Logan	5	9/9/12
----	------------------	---	--------

Punt Return Yards

1	Jack Christiansen	126	10/14/51
---	-------------------	-----	----------

Kickoff Returns

1t	Desmond Howard	6	10/8/01
1t	Eddie Drummond	6	10/1/06

Kickoff Return Yards

1	Wally Triplett	294*	10/28/50
---	----------------	------	----------

Longest Plays

Rush:	Dan Lewis	74t	10/30/60
-------	-----------	-----	----------

Pass: Earl Morrall-to-Dave Middleton

79t 11/5/59 10-30-60

KR: Stefan Logan 105t* 10/10/10 11-13-60

Punt: Jim Arnold 68 10/24/93 10-15-61

PR: Jack Christiansen 69t 10/14/51 10-29-61

Int: Jack Christiansen 9ct 11/1/53 10-14-62

FG: Eddie Murray 53 12/6/87 11-4-62

* Lions Record; # Postseason Game

MR: several players, most recent

RECORDS & RESULTS

Overall..... 40-43-1

Home..... 22-21-0

Road..... 18-22-1

Ford Field..... 4-1-0

LA Memorial Coliseum..... 12-12-1

Date Site Result

9-10-37 Cle W, 28-0

11-7-37 DET W, 27-7

10-2-38 Cle L, 17-21

11-8-38 DET W, 6-0

10-15-39 DET W, 15-7

11-19-39 Cle L, 3-14

9-29-40 DET W, 6-0

11-3-40 Cle L, 0-24

10-14-41 DET W, 17-7

11-2-41 Cle W, 14-0

9-27-42 DET L, 0-14

11-15-42 Cle L, 7-27

10-15-44 DET L, 17-20

11-26-44 Cle W, 26-14

11-22-45 DET L, 21-28

10-20-46 LA L, 14-35

DET	L, 20-41
DET	L, 13-27
LA	L, 17-28
LA	L, 7-44
DET	L, 27-34
LA	L, 24-27
DET	L, 10-21
DET	L, 28-30
LA	L, 24-65
DET	L, 21-27
LA	W, 24-22
LA	W, 17-14
DET	W, 24-16
DET	L, 19-31
LA	L, 24-37
DET	W, 21-3
LA	W, 27-24
DET	L, 10-17
LA	L, 13-24
DET	W, 24-21
LA	W, 16-7
DET	W, 10-7
LA	L, 17-35
DET	L, 28-42
LA	W, 41-24
LA	W, 17-7
DET	W, 23-17
LA	L, 35-48
DET	W, 12-10
DET	W, 14-13
LA	W, 28-10
DET	W, 13-10
LA	W, 12-3
LA	W, 23-2
DET	L, 21-28
LA	L, 17-17
DET	W, 37-17
DET	W, 20-0
LA	W, 21-7
DET	L, 7-14
LA	L, 3-23
DET	L, 7-31
LA	L, 7-10
DET	W, 28-0
LA	W, 28-23
DET	L, 13-21
LA	W, 34-17
LA	L, 13-16
DET	L, 0-20
DET	L, 17-20
LA	W, 41-20
LA	L, 10-21
LA	W, 19-14
LA	L, 13-20
LA	L, 10-14
DET	L, 16-37
LA	L, 10-17
DET	W, 21-10
LA	W, 16-13ot

11-7-99	DET	W, 31-27
10-8-01	DET	L, 35-0
12-28-03	DET	W, 30-20
10-1-06	StL	L, 34-41
11-1-09	DET	L, 17-10
10-10-10	DET	W, 44-6
9-9-12	DET	W, 27-23
12-13-15	StL	L, 14-21
10-16-16	DET	W, 31-28

Postseason..... 1-0
Home..... 1-0

Date	Site	Result
12-21-52	DET	W, 31-21

Note: The Rams were located in Cleveland from 1937-45 and Los Angeles from 1946-94. The club relocated to St. Louis in 1995, and returned to Los Angeles in 2016.

SERIES NOTES

- In the Lions-Rams series, the Rams have been located in three different cities, Cleveland (1937-45), Los Angeles (1946-94; 2016-) and St. Louis (1995-2015).
- Overall, Detroit was 8-7 vs. the Cleveland Rams, 4-4 vs. the St. Louis Rams and are 28-32-1 vs. the Los Angeles Rams.
- The inaugural game between the two teams was played September 10, 1937 when the Lions claimed a 28-0 shutout at Cleveland.
- After the Rams moved to Los Angeles in 1946, the clubs faced off twice each season from 1946-66. The Rams owned a slight edge, 21-20-1, in those games played.
- The Lions played the Rams on November 7, 1999 in the first meeting between the teams since the Rams moved from Los Angeles to St. Louis. Detroit won the affair 31-27 at the Silverdome in the final minute of the game when QB Gus Frerotte hit WR Johnnie Morton on a 12-yard touchdown pass with 28 seconds remaining to play for the game-winning score. On the final drive, Frerotte completed a 57-yard pass to WR Germane Crowell on a fourth-and-26 play to keep the drive alive.
- In the 2003 season finale, the Lions defeated the St. Louis Rams at Ford Field, 30-20, denying the Rams' bid for homefield advantage throughout the playoffs.
- In the Lions 44-6 win over St. Louis, October 10, 2010, KR Stefan Logan tied a team-record with a 105-yard kickoff return for a touchdown. QB Shaun Hill connected on three touchdown passes, CB Alphonso Smith returned a 42-yard interception for a touchdown and rookie DT Ndamukong Suh registered his first

career interception on a tipped pass (20-yard return).

- In the Rams' 2012 visit to Ford Field, the Lions orchestrated a 27-23 come-from-behind win over the Rams on September 9, 2012 in the team's season home opener. QB Matthew Stafford led the team on a nine-play, 80-yard drive with 1:55 left to play before finding RB Kevin Smith for a five-yard touchdown pass for the go-ahead score. The victory marked Stafford's seventh-career fourth-quarter game-winning drive when trailing or tied.
- The Lions were defeated by the Rams on December 13, 2015 at the Edward Jones Dome 21-14. QB Matthew Stafford surpassed 25,000 career passing yards and reached that mark in the fewest games by any player in NFL history. By reaching 25,000 yards in 90 career games, Stafford eclipsed the previous record of 92 games set by Hall of Fame QB Dan Marino (Courtesy Elias Sports Bureau).
- The Lions hosted the Rams on October 16, 2016 for the first meeting between the teams since the Rams moved from St. Louis back to Los Angeles. Trailing 28-21 in the fourth quarter, QB Matthew Stafford connected with WR Golden Tate on a 23-yard touchdown pass to tie the game with six minutes remaining. After regaining possession, Detroit drove the ball down the field and scored a game-winning field goal for a 31-28 come-from-behind victory. This marked Stafford's 23rd career game-winning drive when trailing or tied in the fourth quarter or in overtime.

SAN FRANCISCO 49ERS

49ERS 2017 SCHEDULE

Sept. 10	vs. Carolina Panthers
Sept. 17	at Seattle Seahawks
Sept. 21	vs. Los Angeles Rams
Oct. 1	at Arizona Cardinals
Oct. 8	at Indianapolis Colts
Oct. 15	at Washington Redskins
Oct. 22	vs. Dallas Cowboys
Oct. 29	at Philadelphia Eagles
Nov. 5	vs. Arizona Cardinals
Nov. 12	vs. New York Giants
Nov. 26	vs. Seattle Seahawks
Dec. 3	at Chicago Bears
Dec. 10	at Houston Texans
Dec. 17	vs. Tennessee Titans
Dec. 24	vs. Jacksonville Jaguars
Dec. 31	at Los Angeles Rams

2016 Results: 2-14

LIONS SERIES RECORDS

Rushing Attempts		
1	James Jones	30 10/20/85
2	Barry Sanders	28 12/23/96
Rushing Yards		
1	Barry Sanders	175 12/23/96
2	Mel Farr	117 11/22/70
Rushing Touchdowns		
1t	MR: Billy Sims	2 12/31/83#
Pass Attempts		
1	Matthew Stafford	50 10/16/11
2	Bobby Layne	45 10/30/55
Pass Completions		
1	Matthew Stafford	29 12/27/15
2t	Scott Mitchell	28 9/25/95
2t	Matthew Stafford	28 10/16/11
Passing Yards		
1	Earl Morrall	330 11/3/63
2	Matthew Stafford	301 12/27/15
Touchdown Passes		
1t	Tobin Rote	4 11/3/57
1t	Milt Plum	4 9/23/62
1t	Earl Morrall	4 11/3/63
Passes Intercepted		
1	Gary Danielson	5 12/31/83#
Receptions		
1	Billy Sims	11 11/2/80
2	Terry Barr	10 11/3/63
Receiving Yards		
1	Jim Gibbons	161 12/13/64
2	Jim Doran	150 11/3/57
Receiving Touchdowns		
1t	Jim Doran	3 11/3/57
1t	Terry Barr	3 11/3/63
Interceptions		
1t	MR: Lem Barney	2 11/2/75
Points		
1t	Jim Doran	18 11/3/57
1t	Terry Barr	18 11/3/63
Touchdowns		
1t	Jim Doran	3 11/3/57
1t	Terry Barr	3 11/3/63

Field Goals

1t	MR: Matt Prater	4	12/27/15
Punts			
1	Wilbur Summers	12*	10/23/77
Punt Returns			
1	Lem Barney	6	10/27/68
Punt Return Yards			
1	Tom Watkins	184	10/6/63
Kickoff Returns			
1t	Eddie Drummond	6	11/12/06
1t	Brandon Middleton	6	9/21/08
Kickoff Return Yards			
1	Mel Gray	151	10/9/94
Longest Plays			
Rush:	Dan Lewis	64	9/23/62
Pass:	Milt Plum-to-Jim Gibbons	82t	12/13/64
KR:	Bob Williams	71	11/2/69
Punt:	Yale Lary	74	9/13/64
PR:	Tommy Watkins	90t	10/6/63
Int:	Robert Bailey	74t	11/4/01
FG:	Eddie Murray	54	12/31/83#

* Lions Record; # Postseason Game
MR: several players, most recent

RECORDS & RESULTS

Overall	27-36-1		
Home.....	18-14-0		
Road.....	9-22-1		
Ford Field.....	1-2-0		
Candlestick Park.....	1-12-0		
Date	Site	Result	
10-8-50	DET	W, 24-7	
10-22-50	SF	L, 27-28	
12-2-51	DET	L, 10-20	
12-16-51	SF	L, 17-21	
9-28-52	SF	L, 3-17	
10-12-52	DET	L, 0-28	
10-11-53	DET	W, 24-21	
10-25-53	SF	W, 14-10	
10-24-54	SF	L, 31-37	
11-14-54	DET	W, 48-7	
10-16-55	DET	L, 24-27	
10-30-55	SF	L, 21-38	
10-21-56	DET	W, 20-17	
11-4-56	SF	W, 17-13	
11-3-57	SF	L, 31-35	
11-17-57	DET	W, 31-10	
11-2-58	SF	L, 21-24	
11-16-58	DET	W, 35-21	
10-18-59	DET	L, 13-34	
11-1-59	SF	L, 7-33	
10-9-60	DET	L, 10-14	
11-6-60	SF	W, 24-0	
10-1-61	DET	L, 0-49	
11-5-61	SF	T, 20-20	
11-11-62	SF	W, 38-24	
9-23-62	DET	W, 45-24	
10-6-63	DET	W, 26-3	
11-3-63	SF	W, 45-7	
9-13-64	SF	W, 26-17	
12-13-64	DET	W, 24-7	
11-14-65	DET	L, 21-27	
12-5-65	SF	L, 14-17	
10-23-66	SF	L, 24-27	
11-24-66	DET	L, 14-41	
10-29-67	SF	W, 45-3	
10-27-68	DET	L, 7-14	
11-2-69	SF	W, 26-14	
11-22-70	DET	W, 28-14	
12-19-71	SF	L, 27-31	
11-4-73	DET	W, 30-20	
10-14-74	DET	W, 17-13	
11-2-75	SF	W, 28-17	
10-23-77	SF	L, 7-28	
12-17-78	DET	W, 33-14	
11-2-80	DET	W, 17-13	
9-6-81	DET	W, 24-17	
9-2-84	DET	L, 27-30	
10-20-85	DET	W, 23-21	
10-2-88	SF	L, 13-20	
10-20-91	SF	L, 3-35	
12-28-92	SF	L, 6-24	
12-19-93	DET	L, 17-55	
10-9-94	DET	L, 21-27	
9-25-95	DET	W, 27-24	
12-23-96	SF	L, 14-24	
12-14-98	SF	L, 13-35	
11-4-01	SF	L, 13-21	
10-5-03	SF	L, 17-24	
11-12-06	DET	L, 13-19	
9-21-08	SF	L, 13-31	
12-27-09	SF	L, 6-20	
10-16-11	DET	L, 19-25	
9-16-12	SF	L, 19-27	
12-27-15	DET	W, 32-17	
Postseason			1-1
Road.....			1-1
Date	Site	Result	
12-22-57	SF	W, 31-27	
12-31-83	SF	L, 23-24	

SERIES NOTES

- ▶ The Lions' dramatic 31-27 come-from-behind playoff win at San Francisco December 22, 1957 set the stage for Detroit's last NFL Championship. The week after the "Comeback at Kezar," the Lions routed Cleveland 59-14 for its third league title in six years.
- ▶ In Detroit's regular season finale December 23, 1996 at San Francisco, RB Barry Sanders cruised for 175 yards in claiming his third-career NFL rushing title. Sanders entered the game needing 161 yards to earn the rushing title.
- ▶ The Lions captured their first victory over the 49ers at Ford Field in 2015 with a 32-17 win behind QB Matthew Stafford's 29 completions and two touchdowns on 37 attempts, as well as a second half shutout from the Detroit defense.

SEATTLE SEAHAWKS

SEAHAWKS 2017 SCHEDULE

Sept. 10	at Green Bay Packers
Sept. 17	vs. San Francisco 49ers
Sept. 24	at Tennessee Titans
Oct. 1	vs. Indianapolis Colts
Oct. 8	at Los Angeles Rams
Oct. 22	at New York Giants
Oct. 29	vs. Houston Texans
Nov. 5	vs. Washington Redskins
Nov. 9	at Arizona Cardinals
Nov. 20	vs. Atlanta Falcons
Nov. 26	at San Francisco 49ers
Dec. 3	vs. Philadelphia Eagles
Dec. 10	at Jacksonville Jaguars
Dec. 17	vs. Los Angeles Rams
Dec. 24	at Dallas Cowboys
Dec. 31	vs. Arizona Cardinals

2016 Results: 10-5-1

LIONS SERIES RECORDS

Rushing Attempts

1	Barry Sanders	22	10/17/93
2	Dexter Bussey	20	9/24/78

Rushing Yards

1	Barry Sanders	134	11/17/96
2	Dexter Bussey	120	9/24/78
3	Barry Sanders	101	10/17/93

Rushing Touchdowns

1t	MR: Matthew Stafford	1	10/28/12
----	----------------------	---	----------

Pass Attempts

1	Matthew Stafford	49	10/28/12
2	Joey Harrington	48	11/16/03
3	Matthew Stafford	42	11/8/09

Pass Completions

1	Matthew Stafford	34	10/28/12
2	Joey Harrington	26	11/16/03
3	Matthew Stafford	24	10/5/15

Passing Yards

1	Matthew Stafford	352	10/28/12
2	Joey Harrington	285	11/16/03

Touchdown Passes

1t	Greg Landry	3	10/24/76
1t	Charlie Batch	3	9/12/99
1t	Matthew Stafford	3	10/28/12

Passes Intercepted

1	Matthew Stafford	5	11/8/09
2t	Gary Danielson	2	12/2/84
2t	Todd Hons	2	10/18/87
2t	Joey Harrington	2	11/16/03

Receptions

1	Titus Young	9	10/28/12
2	Herman Moore	8	10/17/93

Receiving Yards

1	Titus Young	100	10/28/12
2	Herman Moore	98	10/17/93

Receiving Touchdowns

1t	Danny Bradley	2	10/18/87
1t	Herman Moore	2	10/17/93
1t	Germane Crowell	2	9/12/99

1t	Titus Young	2	10/28/12
----	-------------	---	----------

Interceptions

1	Levi Johnson	2	10/24/76
2	William White	2	12/30/90

Points

1t	Danny Bradley	12	10/18/87
1t	Jason Hanson	12	10/17/93
1t	Herman Moore	12	10/17/93
1t	Germane Crowell	12	9/12/99
1t	Titus Young	12	10/28/12

Touchdowns

1t	Danny Bradley	2	10/18/87
1t	Herman Moore	2	10/17/93
1t	Germane Crowell	2	9/12/99
1t	Titus Young	2	10/28/12

Field Goals

1t	Benny Ricardo	3	9/24/78
1t	Jason Hanson	3	10/17/93

Punts

1	Sam Martin	8	10/5/15
2t	Herman Weaver	7	10/24/76
2t	John Jett	7	9/12/99

Punt Returns

1	Tyler Lockett	5	10/5/15
---	---------------	---	---------

Punt Return Yards

1t	Mel Gray	42	10/17/93
1t	Tyler Lockett	42	10/5/15

Kickoff Returns

1	Derrick Williams	8	11/8/09
2	Reggie Swinton	6	11/16/03

Kickoff Return Yards

1	Derrick Williams	178	11/8/09
2	Glyn Milburn	145	11/17/96

Longest Plays

Rush:	Barry Sanders	40	11/17/96
-------	---------------	----	----------

Pass: J. Harrington-to-S. Anderson

72t	11/16/03
-----	----------

KR:	Mel Gray	95t	10/17/93
-----	----------	-----	----------

Punt:	Jon Ryan	70	10/5/15
-------	----------	----	---------

PR:	Mel Gray	35	10/17/93
-----	----------	----	----------

Int:	Levi Johnson	70t	10/24/76
------	--------------	-----	----------

FG:	Matt Prater	53	1/7/17
-----	-------------	----	--------

MR: several players, most recent

RECORDS & RESULTS

Overall	5-8-0
---------	-------

Home	3-2-0
------	-------

Road	2-6-0
------	-------

Ford Field	1-1-0
------------	-------

CenturyLink Field	0-3-0
-------------------	-------

Date	Site	Result
------	------	--------

10-24-76	Sea	W, 41-14
----------	-----	----------

9-24-78	Sea	L, 16-28
---------	-----	----------

12-2-84	Sea	L, 17-38
---------	-----	----------

10-18-87	DET	L, 14-37
----------	-----	----------

12-30-90	Sea	L, 10-30
----------	-----	----------

10-17-93	DET	W, 30-10
----------	-----	----------

11-17-96	DET	W, 17-16
----------	-----	----------

9-12-99	Sea	W, 28-20
---------	-----	----------

11-16-03	Sea	L, 14-35
----------	-----	----------

9-10-06	DET	L, 6-9
---------	-----	--------

11-8-09	Sea	L, 32-20
---------	-----	----------

10-28-12	DET	W, 28-24
----------	-----	----------

10-5-15	Sea	L, 10-13
---------	-----	----------

Postseason.....0-1

Road.....0-1

Date	Site	Result
------	------	--------

1-7-17	Sea	L, 6-26
--------	-----	---------

SERIES NOTES

➤ The Lions opened up a 20-0 lead and rolled to a 41-14 victory over the Seahawks in the first-ever meeting between the two teams October 24, 1976. QB Greg Landry threw three touchdown passes for the Lions, and Seahawks QB Jim Zorn was intercepted six times, including two that were returned for touchdowns (Levi Johnson and Lem Barney). Zorn was the Lions quarterbacks coach from 1998-2000.

➤ The Seahawks defeated the Lions 37-14 in the third and final game during the 1987 players' strike. In a game played predominantly by replacement players, Seattle QB Jeff Kemp passed for 344 yards and four touchdowns, while Hall of Fame WR Steve Largent caught 15 passes for 261 yards (both individual Silverdome records) and three scores.

➤ In the 1990 regular season finale played December 30, RB Barry Sanders rushed for 23 yards on nine carries to claim the NFL rushing title with 1,304 yards.

➤ The Lions' game with the Seahawks played October 17, 1993, a 30-10 Lions' win, was Detroit's 800th contest (including regular and post-season games) since the Portsmouth Spartans moved to the Motor City in 1934.

➤ In the 1999 regular season opener, the Lions built a 25-7 halftime lead and held on for a 28-20 victory over Seattle for the club's first season opening road win since 1986.

➤ The Lions and Seahawks met outside for the first time in 2003, the Lions first trip to Seahawks Stadium. Seattle was victorious, 35-14.

➤ In the teams' meeting on October 28, 2012, QB Matthew Stafford engineered his ninth career fourth-quarter or overtime game-winning drive with :20 seconds left to play in the fourth quarter as he connected with WR Titus Young on a one-yard touchdown pass to beat the Seahawks, 28-24.

BUFFALO BILLS

BILLS 2017 SCHEDULE

Sept. 10	vs. New York Jets
Sept. 17	at Carolina Panthers
Sept. 24	vs. Denver Broncos
Oct. 1	at Atlanta Falcons
Oct. 8	at Cincinnati Bengals
Oct. 22	vs. Tampa Bay Buccaneers
Oct. 29	vs. Oakland Raiders
Nov. 2	at New York Jets
Nov. 12	vs. New Orleans Saints
Nov. 19	at Los Angeles Chargers
Nov. 26	at Kansas City Chiefs
Dec. 3	vs. New England Patriots
Dec. 10	vs. Indianapolis Colts
Dec. 17	vs. Miami Dolphins
Dec. 24	at New England Patriots
Dec. 31	at Miami Dolphins

2016 Results: 7-9

LIONS SERIES RECORDS

Rushing Attempts		
1	Dexter Bussey	27 11/25/76
2t	Dexter Bussey	26 10/28/79
2t	Barry Sanders	26 12/22/91
Rushing Yards		
1	Dexter Bussey	139 10/28/79
2	Dexter Bussey	137 11/25/76
3	Kevin Jones	127 10/15/06
Rushing Touchdowns		
1	MR: Kevin Jones	1 10/15/06
Passing Attempts		
1	Shaun Hill	50 11/14/10
2	Joey Harrington	42 10/27/02
3	Scott Mitchell	38 10/5/97
Passing Completions		
1	Shaun Hill	29 11/14/10
2	Jon Kitna	24 10/15/06
Passing Yards		
1	Dave Krieg	351 11/24/94
2	Shaun Hill	323 11/14/10
Touchdown Passes		
1t	Greg Landry	3 12/10/72
1t	Dave Krieg	3 11/24/94
Passes Intercepted		
1	Erik Kramer	2 12/22/91
Receptions		
1t	Roy Williams	10 10/15/06
1t	Calvin Johnson	10 11/14/10
3t	Herman Moore	8 10/5/97
3t	James Stewart	8 10/27/02
Receiving Yards		
1	Herman Moore	169 11/24/94
2	Roy Williams	161 11/15/06
3	Golden Tate	134 10/5/14
Receiving Touchdowns		
1	David Hill	2 11/25/76
Interceptions		
1	Willie Clay	2 11/24/94

Points		
1	David Hill	12 11/25/76
Touchdowns		
1	David Hill	2 11/25/76
Field Goals		
1t	Bennie Ricardo	2 11/25/76
1t	Jason Hanson	2 10/5/97
1t	Jason Hanson	2 10/15/06
1t	Dave Rayner	2 11/14/10
Punt Returns		
1	Lem Barney	3 11/25/76
Punt Return Yards		
1	Lem Barney	56 11/25/76
Kickoff Returns		
1	Desmond Howard	4 10/27/02
2t	Ken Calicut	4 10/28/79
2t	Mel Gray	3 11/24/94
2t	Glyn Milburn	3 10/5/97
2t	Eddie Drummond	3 10/15/06
Kickoff Return Yards		
1	Glyn Milburn	69 10/5/97
2	Desmond Howard	68 10/27/02
3	Mel Gray	67 11/24/94
Punts		
1	Nick Harris	8 11/14/10
2t	John Jett	7 10/27/02
2t	Sam Martin	7 10/05/14
Longest Plays		
Rush:	Kevin Jones	52 10/15/06
Pass:	Dave Krieg-to-Herman Moore	51 11/24/94
PR:	Mel Gray	51 11/24/94
PK:	Herman Weaver	56 11/25/76
PR:	Lem Barney	30 11/25/76
Int:	Rashean Mathis	40 10/05/14
FG:	Dave Rayner	45 11/14/10
MR: several players, most recent		

RECORDS & RESULTS

Overall	4-5-1	
Home.....	3-2-0	
Road.....	1-3-1	
Ford Field.....	1-1-0	
Ralph Wilson Stadium.....	1-3-0	
Date	Site	Result
12-10-72	Buf	T, 21-21
11-25-76	DET	W, 27-14
10-28-79	DET	L, 17-20
12-22-91	Buf	W, 17-14ot
11-24-94	DET	W, 35-21
10-5-97	Buf	L, 13-22
10-27-02	Buf	L, 17-24
10-15-06	DET	W, 20-17
11-14-10	Buf	L, 12-14
10-5-14	DET	L, 14-17

SERIES NOTES

- Aside from the NFL's recent expansion additions (Baltimore, Carolina, Houston and Jacksonville), the 10 meetings between the Lions and Bills is the fewest number of games the Lions have played against any opponent.
- Two of the 10 games have been played on Thanksgiving Day, with the Lions winning both outings. Detroit won the first Turkey Day game between the two clubs 27-14 November 25, 1976 and the second Thanksgiving Day affair 35-21 on November 24, 1994.
- In the 1976 meeting, Bills RB O.J. Simpson put on one of the greatest individual performances in pro football history as he rushed for a then-NFL record 273 yards. Simpson's historic Thanksgiving Day performance wasn't enough as the Lions prevailed 27-14.
- Bills late owner Ralph C. Wilson grew up in Detroit and at one time was a Lions' shareholder. He attended the University of Michigan law school, was the Chairman of Ralph C. Wilson Industries and resided in Grosse Pointe Shores, Mich.
- The Lions and Bills have met each other in the preseason each year since 2002, including the 2016 preseason with the Lions winning 31-0. Overall, the teams have played 36 times in the preseason, with Detroit holding a 24-11-1 edge in the preseason series.

MIAMI DOLPHINS

DOLPHINS 2017 SCHEDULE

Sept. 10	vs. Tampa Bay Buccaneers
Sept. 17	at Los Angeles Chargers
Sept. 24	at New York Jets
Oct. 1	vs. New Orleans Saints
Oct. 8	vs. Tennessee Titans
Oct. 15	at Atlanta Falcons
Oct. 22	vs. New York Jets
Oct. 26	at Baltimore Ravens
Nov. 5	vs. Oakland Raiders
Nov. 13	at Carolina Panthers
Nov. 26	at New England Patriots
Dec. 3	vs. Denver Broncos
Dec. 11	vs. New England Patriots
Dec. 17	at Buffalo Bills
Dec. 24	at Kansas City Chiefs
Dec. 31	vs. Buffalo Bills

2016 Results: 10-6

LIONS SERIES RECORDS

Rushing Attempts

1	James Jones	36	10/27/85
2	Barry Sanders	32	9/15/91
3	Barry Sanders	30	12/7/97

Rushing Yards

1	Barry Sanders	143	9/15/91
2	Barry Sanders	137	12/7/97
3	James Jones	114	10/27/85

Rushing Touchdowns

1t	MR: Maurice Morris	1	12/26/10
----	--------------------	---	----------

Pass Attempts

1	Dave Krieg	46	12/25/94
---	------------	----	----------

Pass Completions

1	Matthew Stafford	25	11/9/14
2	Jon Kitna	22	11/23/06

Passing Yards

1	Scott Mitchell	288	12/7/97
2	Jon Kitna	252	11/23/06

Touchdown Passes

1	Eric Hipple	3	10/27/85
2t	Scott Mitchell	2	12/7/97
2t	Shaun Hill	2	12/26/10

Passes Intercepted

1t	Jeff Komlo	2	12/9/79
1t	Dave Krieg	2	12/25/94
1t	Scott Mitchell	2	12/7/97

Receptions

1	Golden Tate	11	11/9/14
2t	Johnnie Morton	9	12/7/97
2t	Az-Zahir Hakim	9	9/8/02

Receiving Yards

1	Johnnie Morton	171	12/7/97
2	Leonard Thompson	133	10/27/85

Receiving Touchdowns

1t	MR: Theo Riddick	1	11/9/14
1t	Calvin Johnson	1	11/9/14

Interceptions

1t	MR: DeAndre Levy	1	12/26/10
----	------------------	---	----------

Points

1	James Jones	12	10/27/85
---	-------------	----	----------

Touchdowns

1	James Jones	2	10/27/85
---	-------------	---	----------

Field Goals

1t	MR: Matt Prater	2	11/9/14
----	-----------------	---	---------

Punts

1t	MR: Nick Harris	6	12/26/10
----	-----------------	---	----------

Punt Returns

1	Mel Gray	4	9/15/91
---	----------	---	---------

Punt Return Yards

1	Mel Gray	49	9/15/91
---	----------	----	---------

Kickoff Returns

1	Glyn Milburn	6	12/7/97
2	Terry Fair	5	11/5/00

Kickoff Return Yards

1	Terry Fair	118	11/5/00
2	Johnnie Morton	117	12/25/94

Longest Plays

Rush:	Jim Arnold	21	9/15/91
Pass:	Shaun Hill-to-Jahvid Best	53t	12/26/10

KR: Johnnie Morton

1	Johnnie Morton	93t	12/25/94
---	----------------	-----	----------

Punt: Nick Harris

1	Nick Harris	61	12/26/10
---	-------------	----	----------

PR: Stefan Logan

1	Stefan Logan	23	12/26/10
---	--------------	----	----------

Int: Bryant Westbrook

1	Bryant Westbrook	64t	12/7/97
---	------------------	-----	---------

FG: Jason Hanson

1	Jason Hanson	52	11/23/06
---	--------------	----	----------

MR: several players, most recent

RECORDS & RESULTS

Overall:	4-7-0
Home:	3-3-0
Away:	1-4-0
Ford Field:	1-1-0
Sun Life Stadium:	1-3-0

Date	Site	Result
12-15-73	Mia	L, 7-34
12- 9-79	DET	L, 10-28
10-27-85	DET	W, 31-21
9-15-91	DET	W, 17-13
12-25-94	Mia	L, 20-27
12-7-97	Mia	L, 30-33
11-5-00	DET	L, 8-23
9-8-02	Mia	L, 21-49
11-23-06	DET	L, 10-27
12-26-10	Mia	W, 34-27
11-9-14	DET	W, 20-16

SERIES NOTES

➤ The first two head coaches in Dolphins' history both had ties to Detroit. George Wilson coached the Dolphins from 1966-69. He was an assistant with the Lions from 1949-56 and was the Lions' head coach from 1957-64. Wilson was at the helm when the Lions won their last championship in 1957. Don Shula was the Dolphins' head coach from 1970-95, and was an assistant under Wilson with the

Lions from 1960-62.

➤ The first three of Miami's triumphs over the Lions clinched AFC Eastern Division titles for the Dolphins (in 1973, 1979 and 1994).

➤ Detroit's win over Miami in 1985 was a historic one for the Lions. The win marked the first time in NFL history that a club had beaten the Super Bowl participants from the previous year in back-to-back weeks (the Lions had edged the Super Bowl XIX champion San Francisco 49ers 23-21 only seven days earlier).

➤ In their last trip to Miami in 2010, Detroit overcame a 27-17 fourth quarter deficit for a 34-27 victory, the Lions' first against the Dolphins in Miami. LB DeAndre Levy intercepted a pass and returned it 30 yards for a touchdown with 2:11 remaining to give Detroit the win.

➤ With a 20-16 comeback win over the Miami Dolphins in the teams' most recent meeting (11/9/14), the Lions improved to 7-2 on the season, matching the team's best nine-game start to the season since 1993 (7-2).

NEW ENGLAND PATRIOTS

PATRIOTS 2017 SCHEDULE

Sept. 7	vs. Kansas City Chiefs
Sept. 17	at New Orleans Saints
Sept. 24	vs. Houston Texans
Oct. 1	vs. Carolina Panthers
Oct. 5	at Tampa Bay Buccaneers
Oct. 15	at New York Jets
Oct. 22	vs. Atlanta Falcons
Oct. 29	vs. Los Angeles Chargers
Nov. 12	at Denver Broncos
Nov. 19	at Oakland Raiders
Nov. 26	vs. Miami Dolphins
Dec. 3	at Buffalo Bills
Dec. 11	at Miami Dolphins
Dec. 17	at Pittsburgh Steelers
Dec. 24	vs. Buffalo Bills
Dec. 31	vs. New York Jets

2016 Results: 14-2

LIONS SERIES RECORDS

Rushing Attempts

1t	Horace King	32	10/10/76
1t	Barry Sanders	32	9/12/93

Rushing Yards

1	Barry Sanders	148	9/12/93
2	Barry Sanders	131	9/25/94

Rushing Touchdowns

1t	Barry Sanders	2	9/25/94
1t	Maurice Morris	2	11/25/10

Pass Attempts

1	Matthew Stafford	46	11/23/14
2	Joey Harrington	44	11/28/02
3	Jon Kitna	38	12/3/06

Pass Completions

1	Shaun Hill	27	11/25/10
2t	Joey Harrington	22	11/28/02
2t	Jon Kitna	22	12/3/06

Passing Yards

1	Jon Kitna	314	12/3/06
2	Shaun Hill	285	11/25/10
3	Matthew Stafford	264	11/23/14

Touchdown Passes

1	Greg Landry	3	10/10/76
---	-------------	---	----------

Passes Intercepted

1t	Rodney Peete	3	9/12/93
1t	Joey Harrington	3	11/28/02
1t	Jon Kitna	3	12/3/06

Receptions

1	Mike Furrey	9	12/3/06
2	Horace King	6	10/10/76

Receiving Yards

1	Mike Furrey	123	12/3/06
2	Leonard Thompson	98	10/7/79

Receiving Touchdowns

1	David Hill	2	10/10/76
---	------------	---	----------

Interceptions

1	Levi Johnson	2	10/10/76
---	--------------	---	----------

Points

1t	Jason Hanson	13	9/12/93
1t	Jason Hanson	13	12/3/06
2t	MR: Maurice Morris	12	11/25/10

Touchdowns

1t	Steve Owens	2	9/26/71
1t	David Hill	2	10/10/76
1t	Barry Sanders	2	9/25/94
1t	Maurice Morris	2	11/25/10

Field Goals

1t	Jason Hanson	4	9/12/93
1t	Jason Hanson	4	11/28/02
1t	Jason Hanson	4	12/3/06

Punts

1	Larry Swider	8	10/7/79
---	--------------	---	---------

Punt Returns

1t	Leonard Thompson	2	10/7/79
1t	Pete Mandley	2	12/8/85
1t	Mel Gray	2	9/25/94
1t	Desmond Howard	2	11/23/00

Punt Return Yards

1	Leonard Thompson	25	10/7/79
---	------------------	----	---------

Kickoff Returns

1	Stefan Logan	7	11/25/10
2	Eddie Drummond	6	12/3/06

Kickoff Return Yards

1	Stefan Logan	194	11/25/10
2	Desmond Howard	136	11/23/00
3	Eddie Drummond	106	12/3/06

Longest Plays

Rush:	Dexter Bussey	46	10/10/76
Pass:	Scott Hunter-to-Leonard Thompson	82	10/7/79

KR:	Desmond Howard	45	11/23/00
Punt:	Herman Weaver	61	9/26/71
PR:	Leonard Thompson	19	10/7/79
Int:	Bryant Westbrook	101t	11/23/00
FG:	Jason Hanson	49	12/3/06

RECORDS & RESULTS

Overall	4-7-0
Home	2-3-0
Road	2-4-0
Ford Field	0-2-0
Gillette Stadium	0-2-0

Date	Site	Result
9-26-71	NE	W, 34-7
10-10-76	DET	W, 30-10
10-7-79	NE	L, 17-24
12-8-85	NE	L, 6-23
9-12-93	NE	W, 19-16ot
9-25-94	DET	L, 17-23
11-23-00	DET	W, 34-9
11-28-02	DET	L, 12-20
12-03-06	NE	L, 21-28
11-25-10	DET	L, 24-45
11-23-14	NE	L, 9-34

SERIES NOTES

- Detroit opened their series vs. the Patriots with a 34-7 victory on September 26, 1971 in Schaefer Stadium (renamed Foxboro Stadium). RB Steve Owens scored two touchdowns for the Lions, including a 74-yard touchdown catch from QB Greg Landry. The Lions also scored a defensive touchdown as LB Mike Lucci returned an interception 25 yards for a score.
- The fastest touchdown in Lions' history was scored against the Patriots. S Willie Clay (who later joined the Patriots as a free agent) recovered a New England fumble on the opening kickoff and returned it 15 yards for a touchdown only 11 seconds into the game on September 12, 1993.
- In the 1993 matchup, Detroit edged New England 19-16 in overtime. The win gave the Lions their first 2-0 start since 1985, and was clinched on Jason Hanson's fourth field goal of the game, a 38-yarder.

NEW YORK JETS

JETS 2017 SCHEDULE

Sept. 10		at Buffalo Bills
Sept. 17		at Oakland Raiders
Sept. 24		vs. Miami Dolphins
Oct. 1		vs. Jacksonville Jaguars
Oct. 8		at Cleveland Browns
Oct. 15		vs. New England Patriots
Oct. 22		at Miami Dolphins
Oct. 29		vs. Atlanta Falcons
Nov. 2		vs. Buffalo Bills
Nov. 12		at Tampa Bay Buccaneers
Nov. 26		vs. Carolina Panthers
Dec. 3		vs. Kansas City Chiefs
Dec. 10		at Denver Broncos
Dec. 17		at New Orleans Saints
Dec. 24		vs. Los Angeles Chargers
Dec. 31		at New England Patriots

2016 Results: 5-11

LIONS SERIES RECORDS

Rushing Attempts

1	James Stewart	37	12/17/00
2	James Jones	24	11/28/85
3t	Barry Sanders	23	12/10/94
3t	Barry Sanders	23	12/21/97

Rushing Yards

1	Barry Sanders	184	12/21/97
2	James Stewart	164	12/17/00
3	Barry Sanders	127	12/10/94

Rushing Touchdowns

1	Barry Sanders	2	12/8/91
---	---------------	---	---------

Pass Attempts

1	Gary Danielson	37	12/6/82
2t	Jon Kitna	36	10/22/06
2t	Matthew Stafford	36	11/7/10

Pass Completions

1	Matthew Stafford	24	9/28/14
2	Jon Kitna	22	10/22/06
3	Matthew Stafford	20	11/7/10

Passing Yards

1t	Eric Hipple	269	11/28/85
1t	Jon Kitna	269	10/22/06
3	Matthew Stafford	240	11/7/10

Touchdown Passes

1	Eric Hipple	4	11/28/85
2	Jon Kitna	3	10/22/06

Passes Intercepted

1	Gary Danielson	3	12/6/82
---	----------------	---	---------

Receptions

1	Mike Furrey	9	10/22/06
2	Golden Tate	8	09/28/14
3t	MR: Nate Burleson	7	11/7/10

Receiving Yards

1	Leonard Thompson	115	11/28/85
2	Nate Burleson	113	11/7/10
3	Mike Furrey	109	10/22/06

Receiving Touchdowns

1	Leonard Thompson	3	11/28/85
2	Bill Schroeder	2	11/17/02

Interceptions

1t	MR: Darius Slay	1	9/28/14
----	-----------------	---	---------

Points

1	Leonard Thompson	18	11/28/85
---	------------------	----	----------

Touchdowns

1	Leonard Thompson	3	11/28/85
---	------------------	---	----------

Field Goals

1	Jason Hanson	4	12/10/94
---	--------------	---	----------

Punts

1	Nick Harris	9	11/7/10
2	John Jett	8	12/21/97

Punt Returns

1t	MR: Glyn Milburn	3	12/21/97
----	------------------	---	----------

Punt Return Yards

1	Pete Mandley	34	11/28/85
---	--------------	----	----------

Kickoff Returns

1	Eddie Drummond	6	11/17/02
2t	Rick Kane	5	9/16/79
2t	Eddie Drummond	5	10/22/06

Kickoff Return Yards

1	Eddie Drummond	160	11/17/02
2	Stefan Logan	115	11/7/10

Longest Plays

Rush:	Barry Sanders	53	12/21/97
-------	---------------	----	----------

Pass: Erik Kramer-to-Willie Green

73t		12/8/91
-----	--	---------

KR:	Eddie Drummond	40	11/17/02
-----	----------------	----	----------

Punt:	Tom Skladany	58	12/6/82
-------	--------------	----	---------

PR:	Pete Mandley	20	11/28/85
-----	--------------	----	----------

Int:	Darius Slay	40	09/28/14
------	-------------	----	----------

FG:	Jason Hanson	49	12/10/94
-----	--------------	----	----------

RECORDS & RESULTS

Overall.....	7-6-0
--------------	-------

Home.....	4-4-0
-----------	-------

Road.....	3-2-0
-----------	-------

Ford Field.....	0-2-0
-----------------	-------

MetLife Stadium.....	1-0-0
----------------------	-------

Date	Site	Result
-------------	-------------	---------------

11-23-72	DET	W, 37-20
----------	-----	----------

9-16-79	NYJ	L, 10-31
---------	-----	----------

12-6-82	DET	L, 13-28
---------	-----	----------

11-28-85	DET	W, 31-20
----------	-----	----------

9-25-88	DET	L, 10-17
---------	-----	----------

12-8-91	DET	W, 34-20
---------	-----	----------

12-10-94	NYJ	W, 18-7
----------	-----	---------

12-21-97	DET	W, 13-10
----------	-----	----------

12-17-00	NYJ	W, 10-7
----------	-----	---------

11-17-02	DET	L, 14-31
----------	-----	----------

10-22-06	NYJ	L, 24-31
----------	-----	----------

11-7-10	DET	L, 20-23ot
---------	-----	------------

9-28-14	NYJ	W, 24-17
---------	-----	----------

SERIES NOTES

➤ The Lions completed their first undefeated home season since 1962 with a 34-20 win over the Jets on December 8, 1991.

➤ Detroit claimed a memorable 13-10 decision over the Jets at the Silverdome

on December 21, 1997 in a game in which the winner qualified for the playoffs and the loser was eliminated. RB Barry Sanders' 184 rushing yards in the contest made him only the third player in NFL history to eclipse the 2,000-yard mark in a season. The noise was so boisterous at the sold-out Silverdome near the end of the game that players reported the turf actually vibrating beneath their feet. Unfortunately, Lions LB Reggie Brown suffered a career-ending neck injury in the fourth quarter of the game.

➤ The Lions defeated the Jets 10-7 at the Meadowlands on December 17, 2000 in the Lions' final road game of the season. Detroit's lone touchdown was a fumble recovery in the endzone by G Jeff Hartings.

➤ The Lions defeated the Jets 24-17 in their first appearance at Met Life Stadium on September 28, 2014.

BALTIMORE RAVENS

RAVENS 2017 SCHEDULE

Sept. 10	at Cincinnati Bengals
Sept. 17	vs. Cleveland Browns
Sept. 24	at Jacksonville Jaguars
Oct. 1	vs. Pittsburgh Steelers
Oct. 8	at Oakland Raiders
Oct. 15	vs. Chicago Bears
Oct. 22	at Minnesota Vikings
Oct. 26	vs. Miami Dolphins
Nov. 5	at Tennessee Titans
Nov. 19	at Green Bay Packers
Nov. 27	vs. Houston Texans
Dec. 3	vs. Detroit Lions
Dec. 10	at Pittsburgh Steelers
Dec. 17	at Cleveland Browns
Dec. 23	vs. Indianapolis Colts
Dec. 31	vs. Cincinnati Bengals

2016 Results: 8-8

LIONS SERIES RECORDS

Rushing Attempts

1	Kevin Jones	26	10/9/05
2	Kevin Smith	21	12/13/09
3	Barry Sanders	19	12/27/98

Rushing Yards

1	Reggie Bush	86	12/16/13
2	Shawn Bryson	77	10/9/05
3	Kevin Smith	69	12/13/09

Rushing Touchdowns

1	Kevin Jones	2	10/9/05
---	-------------	---	---------

Pass Attempts

1t	Matthew Stafford	34	12/16/13
1t	Daunte Culpepper	34	12/13/09
3	Frank Reich	29	12/27/98

Pass Completions

1t	Matthew Stafford	18	12/16/13
1t	Frank Reich	18	12/27/98
3	Daunte Culpepper	16	12/13/09

Passing Yards

1	Matthew Stafford	235	12/16/13
2	Frank Reich	195	12/27/98
3	Daunte Culpepper	135	12/13/09

Touchdown Passes

1t	Frank Reich	1	12/27/98
1t	Joey Harrington	1	10/9/05
1t	Matthew Stafford	1	12/16/13

Passes Intercepted

1	Matthew Stafford	3	12/16/13
2t	Joey Harrington	2	10/9/05
2t	Daunte Culpepper	2	12/13/09

Receptions

1	Herman Moore	10	12/27/98
---	--------------	----	----------

Receiving Yards

1	Herman Moore	120	12/27/98
2	Calvin Johnson	98	12/16/13

Receiving Touchdowns

1t	Cory Schlesinger	1	12/27/98
1t	Casey Fitzsimmons	1	10/9/05
1t	Joseph Fauria	1	12/16/13

Interceptions

1	Dre Bly	2	10/9/05
---	---------	---	---------

Punts

1	Kevin Jones	12	10/9/05
---	-------------	----	---------

Touchdowns

1	Kevin Jones	2	10/9/05
---	-------------	---	---------

Field Goals

1t	MR: David Akers	1	12/16/13
----	-----------------	---	----------

Punts

1	John Jett	6	12/27/98
---	-----------	---	----------

Punt Returns

1t	Tommie Boyd	4	12/27/98
1t	R.W. McQuarters	4	10/9/05
1t	Jeremy Ross	4	12/16/13

Punt Return Yards

1	R.W. McQuarters	75	10/9/05
---	-----------------	----	---------

Kickoff Returns

1	Aaron Brown	5	12/13/09
2t	Derrick Williams	4	12/13/09
2t	Tommie Boyd	4	12/27/98

Kickoff Return Yards

1	Derrick Williams	86	12/13/09
2	Aaron Brown	76	12/13/09
3	Tommie Boyd	74	12/27/98

Longest Plays

Rush:	Shawn Bryson	77t	10/9/05
-------	--------------	-----	---------

Pass:	Stafford-to-Johnson	37	12/16/13
-------	---------------------	----	----------

KR:	Jeremy Ross	33	12/16/13
-----	-------------	----	----------

Punt:	Sam Martin	57	12/16/13
-------	------------	----	----------

PR:	R.W. McQuarters	49	10/9/05
-----	-----------------	----	---------

Int:	Dre Bly	9	10/9/05
------	---------	---	---------

FG:	David Akers	40	12/16/13
-----	-------------	----	----------

RECORDS & RESULTS

Overall	1-3-0
Home	1-1-0
Road	0-2-0
Ford Field	1-1-0
M&T Bank Stadium	0-2-0

Date	Site	Result
12-27-98	Bal	L, 10-19
10-9-05	DET	W, 35-17
12-13-09	Bal	L, 3-48
12-16-13	DET	L, 16-18

SERIES NOTES

- The inaugural game between Detroit and Baltimore occurred December 27, 1998 at Ravens Stadium at Camden Yards (renamed M&T Bank Stadium) in Baltimore, with the Lions losing to the Ravens 19-10 in the '98 season finale.
- Detroit's first game with Baltimore ended up being RB Barry Sanders' final game in his 10-year career. He rushed 19 times for 41 yards, finishing nine yards (1,491) shy of collecting his fifth-straight 1,500-yard rushing season.
- In the Lions' 35-17 win over Baltimore October 9, 2005, Detroit's rushing attack

was stellar as the offense registered four rushing touchdowns, the most ever yielded by the Ravens defense. Among the rushing touchdowns were two scores by RB Kevin Jones and a 77-yard dash by RB Shawn Bryson.

- On ESPN's Monday Night Football vs. Baltimore on December 16, 2013, WR Calvin Johnson caught six passes for 98 yards and became the first player in NFL history to register 5,000 receiving yards over a three-year span (2011-13).

CINCINNATI BENGALS

BENGALS 2017 SCHEDULE

Sept. 10	vs. Baltimore Ravens
Sept. 14	vs. Houston Texans
Sept. 24	at Green Bay Packers
Oct. 1	at Cleveland Browns
Oct. 8	vs. Buffalo Bills
Oct. 22	at Pittsburgh Steelers
Oct. 29	vs. Indianapolis Colts
Nov. 5	at Jacksonville Jaguars
Nov. 12	at Tennessee Titans
Nov. 19	at Denver Broncos
Nov. 26	vs. Cleveland Browns
Dec. 4	vs. Pittsburgh Steelers
Dec. 10	vs. Chicago Bears
Dec. 17	at Minnesota Vikings
Dec. 24	vs. Detroit Lions
Dec. 31	at Baltimore Ravens

2016 Results: 6-9-1

LIONS SERIES RECORDS

Rushing Attempts

1	Barry Sanders	29	11/22/92
2	Barry Sanders	26	9/13/98
3t	Billy Sims	20	12/11/83
3t	Reggie Bush	20	10/20/13

Rushing Yards

1	Barry Sanders	185	9/13/98
2	Barry Sanders	151	11/22/92
3	Barry Sanders	114	11/19/89

Rushing Touchdowns

1	Barry Sanders	3	9/13/98
2	MR: Kevin Smith	1	12/6/09

Pass Attempts

1	Matthew Stafford	51	10/20/13
2	Charlie Batch	35	10/28/01

Pass Completions

1	Matthew Stafford	28	10/20/13
2	Eric Hipple	23	11/2/86

Passing Yards

1	Matthew Stafford	357	10/20/13
2	Eric Hipple	287	11/2/86

Touchdown Passes

1	Matthew Stafford	3	10/20/13
---	------------------	---	----------

Passes Intercepted

1t	Erik Kramer	3	11/22/92
1t	Jeff Garcia	3	12/18/05
2t	MR: Matthew Stafford	2	12/6/09

Receptions

1	Calvin Johnson	9	10/20/13
2	Herman Moore	7	9/13/98

Receiving Yards

1	Calvin Johnson	155	10/20/13
2	Calvin Johnson	123	12/6/09
3	Jeff Chadwick	100	11/2/86

Receiving Touchdowns

1t	David Sloan	2	10/28/01
1t	Calvin Johnson	2	10/20/13

Interceptions

1t	MR: William James	1	12/6/09
1t	Anthony Henry	1	12/6/09

Points

1	Barry Sanders	18	9/13/98
2	Jason Hanson	13	11/22/92

Touchdowns

1	Barry Sanders	3	9/13/98
2t	Mel Farr	2	9/27/70
2t	David Sloan	2	10/28/01
2t	Calvin Johnson	2	10/20/13

Field Goals

1	Jason Hanson	4	11/22/92
---	--------------	---	----------

Punts

1	Jim Arnold	8	11/19/89
2	John Jett	7	9/13/98

Punt Returns

1	Lem Barney	5	9/27/70
---	------------	---	---------

Punt Return Yards

1	Lem Barney	74	9/27/70
---	------------	----	---------

Kickoff Returns

1	Aaron Brown	6	12/6/09
2t	Desmond Howard	5	10/28/01
2t	R.W. McQuarters	5	12/18/05

Kickoff Return Yards

1	Desmond Howard	229	10/28/01
---	----------------	-----	----------

Longest Plays

Rush:	Barry Sanders	67t	9/13/98
Pass:	Rodney Peete-to-Robert Clark	69	11/19/89

KR:	Desmond Howard	91	10/28/01
Punt:	Sam Martin	65	10/20/13

PR:	Lem Barney	61t	9/27/70
Int:	Andre Goodman	21	12/18/05
FG:	Eddie Murray	54	12/11/83

MR: several players, most recent

RECORDS & RESULTS

Overall	3-8-0
Home	1-5-0
Road	2-3-0
Ford Field	0-2-0
Paul Brown Stadium	0-1-0

Date	Site	Result
9-27-70	DET	W, 38-3
12-8-74	Cin	W, 23-19
12-11-83	Cin	L, 9-17
11-2-86	DET	L, 17-24
11-19-89	Cin	L, 7-42
11-22-92	Cin	W, 19-13
9-13-98	DET	L, 28-34ot
10-28-01	DET	L, 27-31
12-18-05	DET	L, 41-17
12-6-09	Cin	L, 23-13
10-20-13	DET	L, 24-27

SERIES NOTES

- The Lions and Bengals met every year in the preseason from 1970-2001. The two teams have played a total of 36 preseason games, with the Bengals holding a slight edge in the series, 18-18.
- In the initial meeting of the series, the Lions jumped out to 31-0 halftime lead and never looked back as they trounced the Bengals 38-3 on September 27, 1970. The Detroit defense limited Cincinnati to six first downs and 140 yards on offense. RB Mel Farr led the Lions with 70 rushing yards on 13 carries.
- An eight-yard touchdown toss from QB Greg Landry to TE Charlie Sanders (now Lions' Assistant Director of Pro Personnel) with 29 seconds remaining in the game gave the Lions a 23-19 victory at Cincinnati in the 1974 matchup.
- In the Lions' November 22, 1992 game at Cincinnati, RB Barry Sanders passed RB Billy Sims to become Detroit's all-time leading rusher. He rushed 29 times for 151 yards and scored a touchdown as the Lions won 19-13.
- WR Calvin Johnson caught nine passes for 155 yards and two touchdowns in the 2013 matchup. His 155-yard outing was his 35th career 100-yard game, which set a new Lions career record for most 100-yard receiving games. Johnson broke the franchise record previously held by WR Herman Moore (34, 1991-2001) as the Lions fell 27-24 on a last-second field goal by Bengals K Mike Nugent.

CLEVELAND BROWNS

BROWNS 2017 SCHEDULE

Sept. 10	vs. Pittsburgh Steelers
Sept. 17	at Baltimore Ravens
Sept. 24	at Indianapolis Colts
Oct. 1	vs. Cincinnati Bengals
Oct. 8	vs. New York Jets
Oct. 15	at Houston Texans
Oct. 22	vs. Tennessee Titans
Oct. 29	vs. Minnesota Vikings
Nov. 12	at Detroit Lions
Nov. 19	vs. Jacksonville Jaguars
Nov. 26	at Cincinnati Bengals
Dec. 3	at Los Angeles Chargers
Dec. 10	vs. Green Bay Packers
Dec. 17	vs. Baltimore Ravens
Dec. 24	at Chicago Bears
Dec. 31	at Pittsburgh Steelers

2016 Results: 1-15

LIONS SERIES RECORDS

Rushing Attempts			
1	Barry Sanders	30	12/13/92
Rushing Yards			
1	Barry Sanders	157	10/8/95
Rushing Touchdowns			
1	Barry Sanders	3	10/8/95
Pass Attempts			
1	Eric Hipple	48	9/28/86
Pass Completions			
1	Eric Hipple	33	9/28/86
Passing Yards			
1	Matthew Stafford	422	11/22/09
2	Tobin Rote	280	12/29/57
Touchdown Passes			
1	Matthew Stafford	5*	11/22/09
2	Matthew Sattford	4	10/13/13
Passes Intercepted			
1	Ty Detmer	7*	9/23/01
Receptions			
1	James Jones	12	9/28/86
Receiving Yards			
1	Leonard Thompson	179	9/11/83
Receiving Touchdowns			
1	Joseph Fauria	3	10/13/13
Interceptions			
It	Lem Barney	2	9/24/67
It	Mike Weger	2	10/18/70
It	DeAndre Levy	2	10/13/13
Points			
It	Barry Sanders	18	10/8/95
It	Joseph Fauria	18	10/13/13
Touchdowns			
It	Barry Sanders	3	10/8/95
It	Joseph Fauria	3	10/13/13
Field Goals			
1	James Martin	3	11/9/58
Punts			
1	MR: Jim Arnold	6	11/23/89

Punt Returns			
It	Charlie West	5	11/9/75
It	Micheal Spurlock	5	10/13/13
Punt Return Yards			
1	Alvin Hall	78	9/11/83
Kickoff Returns			
1	Desmond Howard	5	9/23/01
Kickoff Return Yards			
1	Desmond Howard	128	9/23/01
Longest Plays			
Rush:	Barry Sanders	75t	10/8/95
Pass:	Milt Plum-to-Dan Lewis	92t	11/15/64
KR:	Aaron Brown	46	11/22/09
Punt:	Yale Lary	60	11/15/64
PR:	Alvin Hall	66	9/11/83
Int:	Ben Davis	67t	11/9/75
FG:	Jason Hanson	56*	10/8/95

* Lions Record
MR: several players, most recent

RECORDS & RESULTS

Overall	15-4-0
Home	9-1-0
Road	6-3-0
Ford Field	1-0-0
FirstEnergy Stadium	2-1-0
Date		
11-2-52	DET	W, 17-6
12-19-54	Cle	W, 14-10
12-8-57	DET	W, 20-7
11-9-58	Cle	W, 30-10
12-8-63	DET	W, 38-10
11-15-64	Cle	L, 21-37
9-24-67	DET	W, 31-14
10-5-69	Cle	W, 28-21
10-18-70	Cle	W, 41-24
11-9-75	DET	W, 21-10
9-11-83	DET	L, 26-31
9-28-86	Cle	L, 21-24
11-23-89	DET	W, 13-10
12-13-92	DET	W, 24-14
10-8-95	DET	W, 38-20
9-23-01	Cle	L, 14-24
10-23-05	Cle	W, 13-10
11-22-09	DET	W, 38-37
10-13-13	Cle	W, 31-17
Postseason		
Home	3-1
Road	2-0
Date		
12-28-52#	Cle	W, 17-7
12-27-53#	DET	W, 17-16
12-26-54#	Cle	L, 16-56
12-29-57#	DET	W, 59-14
# NFL Championship Game		

Playoff (Runner-Up) Bowl 1-0

Neutral	1-0
Date	Site	Result
1-7-61	Mia	W, 17-16

Note: The Playoff Bowl was a postseason game for third place in the NFL from 1961-1970.

SERIES NOTES

- The Lions hold a 15-4 (.789) series lead over the Browns, dating back to the clubs' initial meeting in 1952. Detroit owns an 9-1 record in games played in Detroit.
- The Lions have defeated the Browns three of the four times that the two teams have met in the NFL championship game.
- The Lions' 59-14 win over the Browns in the 1957 NFL Championship Game represents the club's largest margin of victory (45) in a postseason game.
- The Lions' defense picked off four passes in Detroit's 17-16 victory over Cleveland in the inaugural Playoff Bowl on January 7, 1961.
- K Jason Hanson booted the longest field goal in franchise history against the Browns on October 8, 1995. Hanson drilled a 56-yard effort on the last play of the first half.
- QB Matthew Stafford led the Lions to a thrilling, come-from-behind 38-37 win over Cleveland (11/22/09) with one of the most remarkable performances by a rookie quarterback in NFL history. Stafford brought the team back from deficits three different times (21, 3 and 6 points) to either tie or take the lead. The win was Stafford's first career come-from-behind fourth-quarter win.
- After trailing 17-7 at halftime at Cleveland in the 2013 matchup (10/13), QB Matthew Stafford engineered five drives that resulted in three touchdowns and one field goal. In the fourth quarter, Stafford was 9-of-12 for 106 yards, threw for two touchdowns, tallied a 141.0 passer rating, and notched his 11th career game-winning drive. Rookie TE Joseph Fauria caught three touchdowns, setting a franchise single-game record for touchdown receptions by a tight end. His three touchdown grabs marked the first time a Lions tight end registered two or more in a game since TE David Sloan recorded two vs. Cincinnati October 28, 2001.

PITTSBURGH STEELERS

STEELERS 2017 SCHEDULE

Sept. 10		at Cleveland Browns
Sept. 17		vs. Minnesota Vikings
Sept. 24		at Chicago Bears
Oct. 1		at Baltimore Ravens
Oct. 8		vs. Jacksonville Jaguars
Oct. 15		at Kansas City Chiefs
Oct. 22		vs. Cincinnati Bengals
Oct. 29		at Detroit Lions
Nov. 12		at Indianapolis Colts
Nov. 16		vs. Tennessee Titans
Nov. 26		vs. Green Bay Packers
Dec. 4		at Cincinnati Bengals
Dec. 10		vs. Baltimore Ravens
Dec. 17		vs. New England Patriots
Dec. 25		at Houston Texans
Dec. 31		vs. Cleveland Browns

2016 Results: 11-5

LIONS SERIES RECORDS

Rushing Attempts

1	Billy Sims	26	11/24/83
2t	Barry Sanders	21	11/15/92
2t	Barry Sanders	21	9/3/95

Rushing Yards

1	Bobby Layne	118	9/24/50
2	Barry Sanders	108	9/3/95
3	Bob Hoernschmeyer	107	11/9/52

Rushing Touchdowns

1	Ernie Caddel	3	11/4/34
---	--------------	---	---------

Pass Attempts

1	Matthew Stafford	46	11/17/13
2	Joe Ferguson	39	12/7/86

Pass Completions

1t	Joe Ferguson	23	12/7/86
1t	Daunte Culpepper	23	10/11/09
3	Milt Plum	21	9/16/62

Passing Yards

1	Bobby Layne	364	9/27/53
2	Matthew Stafford	362	11/17/13
3	Erik Kramer	304	11/15/92

Passes Intercepted

1	MR: Joe Ferguson	3	12/7/86
---	------------------	---	---------

Touchdown Passes

1t	Milt Plum	3	9/16/62
1t	Joey Harrington	3	1/1/06

Receptions

1t	Mel Farr	10	9/21/69
1t	Herman Moore	10	9/3/95

Receiving Yards

1	Calvin Johnson	179	11/17/13
2	Herman Moore	148	11/26/98
3	Cloyce Box	138	9/27/53

Receiving Touchdowns

1	MR: Calvin Johnson	2	11/17/13
---	--------------------	---	----------

Interceptions

1	Jack Christiansen	2	12/9/56
2	Bruce McNorton	2	11/24/83

Points

1	Ernie Caddel	18	11/4/34
2	Jason Hanson	13	11/26/98

Touchdowns

1	Ernie Caddel	3	11/4/34
---	--------------	---	---------

Field Goals

1	Jason Hanson	4	11/26/98
---	--------------	---	----------

Punts

1	Earl Girard	9	11/13/55
---	-------------	---	----------

Punt Returns

1	Robbie Martin	6	11/24/83
---	---------------	---	----------

Punt Return Yards

1	Robbie Martin	140	11/24/83
---	---------------	-----	----------

Kickoff Returns

1	Desmond Howard	8	12/23/01
2t	Terry Fair	6	11/26/98
2t	Eddie Drummond	6	1/1/06

Kickoff Return Yards

1	Desmond Howard	182	12/23/01
2	Terry Fair	128	11/26/98

Longest Plays

Rush:	Elmer Hackney	78	11/8/42
Pass:	Dave Ryan-to-John Greene	88t	11/10/46

		59	9/16/62
		64	11/8/59
		81t	11/24/83
		95t	10/8/49
		51	11/26/98

KR: Pat Studstill

Punt:	Yale Lary	64	11/8/59
-------	-----------	----	---------

PR: Robbie Martin

Int:	Don Doll	95t	10/8/49
FG:	Jason Hanson	51	11/26/98

RECORDS & RESULTS

Overall.....	16-17-1
Home.....	13-5-0
Road.....	3-12-1
Ford Field.....	0-1-0
Heinz Field.....	0-3-0

Date	Site	Result
11-4-34	DET	W, 40-7
11-8-36	DET	W, 28-3
10-10-37	DET	W, 7-3
9-9-38	DET	W, 16-7
9-22-40	DET	L, 7-10
11-8-42	DET	L, 7-35
11-21-43	Pit	L, 34-35
11-5-44	Chi	W, 27-6
11-12-44	DET	W, 21-7
11-10-46	DET	W, 17-7
9-21-47	Pit	L, 10-17
11-21-48	DET	W, 17-14
10-8-49	Pit	L, 7-14
9-24-50	DET	W, 10-7
11-9-52	Pit	W, 31-6
9-27-53	DET	W, 38-21
11-13-55	Pit	W, 31-28
12-9-56	DET	W, 45-7
11-8-59	Pit	T, 10-10
9-16-62	DET	W, 45-7
10-18-66	Pit	L, 3-17
12-3-67	DET	L, 14-24

9-21-69	Pit	L, 13-16
9-16-73	Pit	L, 10-24
11-24-83	DET	W, 45-3
12-7-86	Pit	L, 17-27
10-1-89	DET	L, 3-23
11-15-92	Pit	L, 14-17
9-3-95	Pit	L, 20-23
11-26-98	DET	W, 19-16ot
12-23-01	Pit	L, 14-47
1-1-06	Pit	L, 21-35
10-11-09	DET	L, 20-28
11-17-13	Pit	L, 27-37

Playoff (Runner-Up) Bowl	1-0
Neutral	1-0

Date	Site	Result
1-6-63	Mia	W, 17-10

Note: The Playoff Bowl was a postseason game for third place in the NFL from 1961-1970. The Pittsburgh Steelers merged with the Philadelphia Eagles for the 1943 season and the Chicago Cardinals for the 1944 season as a wartime emergency measure.

LIONS SERIES NOTES

- In the first meeting, the Lions beat the Steelers 40-7 behind a then-NFL record 426 yards rushing. Ernie Caddel scored three touchdowns in one of the more memorable games of the Lions' first season in Detroit.
- The Lions won the first four games of the series and were 12-4-1 through the first 17 contests.
- In 1952, Bob Hoernschmeyer ran for 107 yards and the Lions rolled up 321 yards rushing. Detroit's defense held the Steelers to minus-3 yards rushing in a 31-6 win at Pittsburgh.
- Detroit's defense had six sacks, two interceptions and blocked a field goal in the Lions' 17-10 in the 1962 Playoff Bowl. It was the Lions' third consecutive playoff bowl appearance, and also marked the last NFL game played by former Lions great Bobby Layne, who saw action at quarterback for the Steelers.
- Detroit's 45-3 win over the Steelers November 24, 1983 stands as the Lions' largest winning margin in the history of the team's Thanksgiving Day series (second-largest in team history).
- The Lions defeated Pittsburgh 19-16 in the second Thanksgiving Day (11/26/98) matchup between the two teams. Jason Hanson made his fourth field goal of the game (42-yarder) 2:52 into the extra period. The game marked the first

Thanksgiving OT contest since 1980, and also was highlighted by a gutsy performance by Pittsburgh native, Charlie Batch, who completed 16-of-23 passes for 236 yards and a TD despite leaving the game for a time with a strained neck. The game will be remembered by a strange coin toss to begin the overtime period.

➤ With 362 yards at Pittsburgh on November 17, 2013, QB Matthew Stafford set a new franchise record for career passing yards with 16,005, breaking the previous record of 15,710 set by Hall of Fame QB Bobby Layne, which stood for 55 seasons (1958). He became the first Lions player to reach 16,000 yards.

HOUSTON TEXANS

TEXANS 2017 SCHEDULE

Sept. 10	vs. Jacksonville Jaguars
Sept. 14	at Cincinnati Bengals
Sept. 24	at New England Patriots
Oct. 1	vs. Tennessee Titans
Oct. 8	vs. Kansas City Chiefs
Oct. 15	vs. Cleveland Browns
Oct. 29	at Seattle Seahawks
Nov. 5	vs. Indianapolis Colts
Nov. 12	at Los Angeles Rams
Nov. 19	vs. Arizona Cardinals
Nov. 27	at Baltimore Ravens
Dec. 3	at Tennessee Titans
Dec. 10	vs. San Francisco 49ers
Dec. 17	at Jacksonville Jaguars
Dec. 25	vs. Pittsburgh Steelers
Dec. 31	at Indianapolis Colts

2016 Results: 9-7

LIONS SERIES RECORDS

Rushing Attempts

1t	Kevin Jones	12	9/19/04
1t	Mikel Leshoure	12	11/22/12
3	Theo Riddick	11	10/30/16

Rushing Yards

1	Kevin Smith	61	10/19/08
2	Kevin Jones	57	9/19/04
3	Theo Riddick	56	10/30/16

Rushing Touchdowns

1t	Kevin Smith	1	10/19/08
1t	Joiqee Bell	1	11/22/12
1t	Mikel Leshoure	1	11/22/12

Pass Attempts

1	Matthew Stafford	61	11/22/12
---	------------------	----	----------

Pass Completions

1	Matthew Stafford	31	11/22/12
---	------------------	----	----------

Passing Yards

1	Matthew Stafford	441	11/22/12
2	Dan Orlovsky	265	10/19/08

Touchdown Passes

1	Joey Harrington	3	9/19/04
2	Matthew Stafford	2	11/22/12

Passes Intercepted

1	Joey Harrington	1	9/19/04
---	-----------------	---	---------

Receptions

1t	Calvin Johnson	8	11/22/12
1t	Brandon Pettigrew	8	11/22/12
1t	Theo Riddick	8	10/30/16

Receiving Yards

1	Calvin Johnson	154	10/19/08
2	Calvin Johnson	140	11/22/12

Receiving Touchdowns

1	Roy Williams	2	9/19/04
---	--------------	---	---------

Interceptions

1t	Keith Smith	1	9/19/04
1t	Chris Houston	1	11/22/12
1t	Johnson Bademosi	1	10/30/16

Points

1	Roy Williams	12	9/19/04
2	Calvin Johnson	8	10/19/08

Touchdowns

1	Roy Williams	2	9/19/04
---	--------------	---	---------

Field Goals

1t	Jason Hanson	2	10/19/08
1t	Matt Prater	2	10/30/16

Punts

1	Nick Harris	8	11/22/12
2	Nick Harris	4	10/19/08

Punt Returns

1	Stefan Logan	4	11/22/12
---	--------------	---	----------

Punt Return Yards

1	Stefan Logan	32	11/22/12
---	--------------	----	----------

Kickoff Returns

1	Andre Roberts	5	10/30/16
---	---------------	---	----------

Kickoff Return Yards

1	Eddie Drummond	157	9/19/04
---	----------------	-----	---------

Longest Plays

Rush:	Kevin Smith	26t	10/19/08
	Joiqee Bell	26	11/22/12

Pass:

	Dan Orlovsky-to-Calvin Johnson	96t	10/19/08
KR:	Eddie Drummond	99t	9/19/04

Punt:

	Nick Harris	53	9/19/04
--	-------------	----	---------

PR:

	Stefan Logan	16	11/22/12
--	--------------	----	----------

Int:

	Johnson Bademosi	3	10/30/16
--	------------------	---	----------

FG:

	Jason Hanson	54	10/19/08
	Jason Hanson	54	10/19/08

RECORDS & RESULTS

Overall	1-3-0
Home	1-1-0
Road	0-2-0
Ford Field	1-1-0
NRG Stadium	0-2-0

Date	Site	Result
9-19-04	DET	W, 28-16
10-19-08	Hou	L, 21-28
11-22-12	DET	L, 31-34ot
10-30-16	Hou	L, 13-20

SERIES NOTES

➤ In the teams' first matchup at Ford Field on September 19, 2004, WR Eddie Drummond returned a kickoff 99 yards for a touchdown, his longest career return and his first career kickoff return touchdown. Drummond's kickoff return was the eighth-longest in team history and the longest since CB Terry Fair returned a kickoff 105 yards vs. Tampa Bay on September 28, 1998.

➤ In the Lions first trip to Houston's Reliant Stadium on November 19, 2008, WR Calvin Johnson caught two passes for 154 yards, including a career-long of 96 yards. With 154 yards on two receptions against the

Texans, Johnson's receiving yards were the third-most for a player with two-or-fewer receptions in a single game in NFL history.

➤ In that same game, K Jason Hanson hit two field goals of 54-yards at Houston which were his 36th and 37th career field goals of 50+yards. It was the third time in Hanson's career he hit two-or-more field goals of 50+yards in a game.

➤ In the Lions' 73rd-annual Thanksgiving Day Classic on November 22, 2012, Detroit fell to the Texans 31-34 in a gripping overtime battle. QB Matthew Stafford threw for a season-high 441 yards and two touchdowns, while WRs Ryan Broyles and Calvin Johnson both racked up over 100 yards receiving with performances of 126 and 140 yards, respectively.

INDIANAPOLIS COLTS

COLTS 2017 SCHEDULE

Sept. 10	at Los Angeles Rams
Sept. 17	vs. Arizona Cardinals
Sept. 24	vs. Cleveland Browns
Oct. 1	at Seattle Seahawks
Oct. 8	vs. San Francisco 49ers
Oct. 16	at Tennessee Titans
Oct. 22	vs. Jacksonville Jaguars
Oct. 29	at Cincinnati Bengals
Nov. 5	at Houston Texans
Nov. 12	vs. Pittsburgh Steelers
Nov. 26	vs. Tennessee Titans
Dec. 3	at Jacksonville Jaguars
Dec. 10	at Buffalo Bills
Dec. 14	vs. Denver Broncos
Dec. 23	at Baltimore Ravens
Dec. 31	vs. Houston Texans

2016 Results: 8-8

LIONS SERIES RECORDS

Rushing Attempts

1t	Billy Sims	30	9/22/85
1t	Barry Sanders	30	9/22/91

Rushing Yards

1	Barry Sanders	216	11/23/97
2	Barry Sanders	179	9/22/91
3	Amos Marsh	146	11/25/65

Rushing Touchdowns

1	MR: Barry Sanders	2	11/23/97
---	-------------------	---	----------

Pass Attempts

1	Matthew Stafford	46	12/2/12
2	Bobby Layne	42	10/1/55

Pass Completions

1	Matthew Stafford	31	9/11/16
2	Matthew Stafford	27	12/2/12

Passing Yards

1	Matthew Stafford	340	9/11/16
2	Matthew Stafford	313	12/2/12

Touchdown Passes

1t	Bobby Layne	3	10/16/54
1t	Tobin Rote	3	10/11/59
1t	Milt Plum	3	12/6/64
1t	Matthew Stafford	3	9/11/16

Passes Intercepted

1t	Tobin Rote	4	9/27/59
1t	Milt Plum	4	9/30/62

Receptions

1	Calvin Johnson	13	12/2/12
2	Calvin Johnson	9	12/14/08

Receiving Yards

1	Calvin Johnson	171	12/2/12
2	Terry Barr	165	9/30/62
3	Pat Studstill	141	10/16/66

Receiving Touchdowns

1	Howard Cassady	3	10/11/59
---	----------------	---	----------

Interceptions

1t	Jack Christiansen	3	11/7/53
1t	Jim David	3	10/6/56

Points

1	Howard Cassady	18	10/11/59
---	----------------	----	----------

Touchdowns

1	Howard Cassady	3	10/11/59
---	----------------	---	----------

Field Goals

1	Jason Hanson	4	12/2/12
---	--------------	---	---------

Punts

1	Wilbur Summers	9	12/11/77
---	----------------	---	----------

Punt Returns

1t	Larry Walton	5	12/7/69
1t	Pete Mandley	5	9/22/85
1t	Glyn Milburn	5	11/23/97

Punt Return Yards

1	Desmond Howard	94	10/29/00
2	Yale Lary	71	10/19/58

Kickoff Returns

1t	Desmond Howard	5	10/29/00
1t	Aveion Cason	5	12/14/08

Kickoff Return Yards

1	Aveion Cason	137	12/14/08
2	Desmond Howard	136	10/29/00

Longest Plays

Rush:	Barry Sanders	80t	11/23/97
Pass:	Karl Sweetan-to-Pat Studstill	99t*	10/16/66

KR:

Altie Taylor	60	10/21/73
Yale Lary	67	9/24/61

PR:

Desmond Howard	80	10/29/00
Dick Lane	80t	10/23/60

FG:

Jason Hanson	55	11/23/97
--------------	----	----------

*Lions Record

MR: several players, most recent

RECORDS & RESULTS

Overall	19-21-2
Home	9-10-1
Road	10-11-1
Ford Field	0-2-0
Lucas Oil Stadium	1-1-0

Date	Site	Result
10-3-53	Bal	W, 27-17
11-7-53	DET	W, 17-7
10-16-54	DET	W, 35-0
11-6-54	Bal	W, 27-3
10-1-55	Bal	W, 21-3
11-5-55	Bal	L, 13-28
10-6-56	DET	W, 24-14
11-18-56	Bal	W, 31-14
9-29-57	DET	W, 27-3
10-20-57	Bal	L, 14-34
9-28-58	DET	W, 31-27
10-19-58	Bal	L, 15-28
9-27-59	DET	L, 14-40
10-11-59	Bal	L, 9-21
10-23-60	DET	L, 24-51
12-4-60	DET	W, 30-17
9-24-61	Bal	W, 20-15
10-22-61	Bal	W, 16-15
9-30-62	DET	L, 14-17
12-2-62	Bal	W, 26-20
10-20-63	DET	W, 29-20
11-10-63	DET	W, 21-14
10-25-64	Bal	L, 21-25
	Bal	L, 21-24
	DET	L, 0-54

10-10-65	Bal	W, 31-14
11-25-65	Bal	L, 7-31
10-16-66	DET	T, 24-24
11-20-66	Bal	L, 14-45
11-19-67	DET	W, 20-14
11-10-68	Bal	L, 7-41
12-7-69	DET	L, 10-27
10-21-73	Bal	T, 17-17
12-11-77	DET	L, 27-29
11-16-80	Bal	W, 13-10
9-22-85	DET	L, 9-10
9-22-85	Ind	L, 6-14
11-23-97	Ind	W, 33-24
10-29-00	DET	W, 32-10
11-25-04	Ind	L, 18-30
12-14-08	DET	L, 9-41
12-2-12	Ind	L, 21-31
9-11-16	DET	L, 33-35
	Ind	W, 39-35

Note: From 1950-83, the Indianapolis Colts were headquartered in Baltimore.

SERIES NOTES

- On October 20, 1957, Bobby Layne threw a 29-yard TD pass to Howard "Hopalong" Cassady with 46 seconds remaining in the game as Detroit overcame a 27-10 fourth quarter deficit to defeat the Colts 31-27 in one of the greatest comebacks in team history.
- In the 1997 meeting, a 32-10 Lions win at the Silverdome, K Jason Hanson became the franchise's first kicker to convert two 50-yard field goals (52, 55) in a game. RB Barry Sanders rushed for 216 yards, including an 80-yarder to a touchdown. It was Sanders' fourth 200-yard outing of his career.
- In Detroit's first visit to Indianapolis' Lucal Oil Stadium on December 14, 2008, K Jason Hanson connected on a 51-yard field goal. His 51-yarder set a new NFL record for 50-yard field goals in a career (41) and it tied Morten Andersen's NFL record for 50-yard field goals in a season (8). Hanson was the first player in NFL history to go 8-for-8 on 50-yard field goals in a single season.
- WR Calvin Johnson caught 13 passes for 171 yards and one touchdown in the 2012 meeting, tying an NFL record with five-straight games of 125+ receiving yards (Lions WR Pat Studstill in 1966).
- With 340 passing yards in the 2016 opener at Indianapolis, Stafford (26,316) became the fourth player in NFL history to throw for 26,000 yards through a player's first 100 games, accomplishing this feat in 94 career games. He also surpassed QB Peyton Manning (26,008) and jumped past QB Kurt Warner (26,097) for the second-most among quarterbacks in their first 100 games.

JACKSONVILLE JAGUARS

JAGUARS 2017 SCHEDULE

Sept. 10	at Houston Texans
Sept. 17	vs. Tennessee Titans
Sept. 24	vs. Baltimore Ravens
Oct. 1	at New York Jets
Oct. 8	at Pittsburgh Steelers
Oct. 15	vs. Los Angeles Rams
Oct. 22	at Indianapolis Colts
Nov. 5	vs. Cincinnati Bengals
Nov. 12	vs. Los Angeles Chargers
Nov. 19	at Cleveland Browns
Nov. 26	at Arizona Cardinals
Dec. 3	vs. Indianapolis Colts
Dec. 10	vs. Seattle Seahawks
Dec. 17	vs. Houston Texans
Dec. 24	at San Francisco 49ers
Dec. 31	at Tennessee Titans

2016 Results: 3-13

LIONS SERIES RECORDS

Rushing Attempts

1	Kevin Smith	23	11/9/08
2	Barry Sanders	22	12/17/95
3	Kevin Jones	19	11/14/04

Rushing Yards

1	Barry Sanders	102	12/6/98
2	Kevin Smith	96	11/9/08
3	Kevin Jones	81	11/14/04

Rushing Touchdowns

1	Mikel Leshoure	3	11/4/12
---	----------------	---	---------

Pass Attempts

1t	Charlie Batch	33	12/6/98
1t	Joey Harrington	33	11/14/04
1t	Matthew Stafford	33	11/4/12
1t	Matthew Stafford	33	11/20/16

Pass Completions

1	Matthew Stafford	24	11/20/16
2	Matthew Stafford	22	11/4/12

Passing Yards

1	Matthew Stafford	285	11/4/12
2	Matthew Stafford	278	11/20/16

Touchdown Passes

1t	Scott Mitchell	2	12/17/95
1t	Charlie Batch	2	12/6/98

Passes Intercepted

1t	Daunte Culpepper	1	11/9/08
1t	Joey Harrington	1	11/14/04

Receptions

1	Theo Riddick	8	11/20/16
2t	Herman Moore	7	12/6/98
2t	Calvin Johnson	7	11/4/12

Receiving Yards

1	Calvin Johnson	129	11/4/12
2	Herman Moore	116	12/6/98
3	Calvin Johnson	92	11/6/08

Receiving Touchdowns

1	Johnnie Morton	2	12/17/95
---	----------------	---	----------

Interceptions

1t	MR: Rafael Bush	1	11/20/16
1t	MR: Tavon Wilson	1	11/20/16

Punts

1	Mikel Leshoure	18	11/4/12
2	Jason Hanson	14	12/17/95

Touchdowns

1	Mikel Leshoure	3	11/4/12
2t	Johnnie Morton	2	12/17/95
2t	Barry Sanders	2	12/17/95
3t	Eddie Drummond	2	11/14/04

Field Goals

1t	Jason Hanson	3	12/17/95
1t	Jason Hanson	3	12/6/98

Punts

1t	Sam Martin	6	11/20/16
1t	Nick Harris	6	11/14/04

Punt Returns

1	Eddie Drummond	6	11/14/04
---	----------------	---	----------

Punt Return Yards

1	Eddie Drummond	199*	11/14/04
---	----------------	------	----------

Kickoff Returns

1t	Terry Fair	5	12/6/98
1t	Brandon Middleton	5	11/9/08

Kickoff Return Yards

1	Terry Fair	175	12/6/98
---	------------	-----	---------

Longest Plays

Rush:	Barry Sanders	39	12/6/98
Pass:	Matthew Stafford-to-Eric Ebron	61	11/20/16

KR:	Terry Fair	57	12/6/98
Punt:	Nick Harris	53	11/9/08
PR:	Eddie Drummond	83t	11/14/04
Int:	Rafael Bush	39	11/20/16
	Willie Clay	39	12/17/95
FG:	Jason Hanson	45	12/6/98

* Lions Record			
----------------	--	--	--

Overall	3-3-0
Home	2-1-0
Road	1-2-0
Ford Field	1-1-0
EverBank Field	1-2-0

Date	Site	Result
12-17-95	DET	W, 44-0
12-6-98	Jax	L, 22-37
11-14-04	Jax	L, 17-23ot
11-9-08	DET	L, 14-38
11-4-12	Jax	W, 31-14
11-20-16	DET	W, 26-19

RECORDS & RESULTS

Overall	3-3-0
Home	2-1-0
Road	1-2-0
Ford Field	1-1-0
EverBank Field	1-2-0

Date	Site	Result
12-17-95	DET	W, 44-0
12-6-98	Jax	L, 22-37
11-14-04	Jax	L, 17-23ot
11-9-08	DET	L, 14-38
11-4-12	Jax	W, 31-14
11-20-16	DET	W, 26-19

SERIES NOTES

➤ Detroit's 44-0 win over the Jaguars December 17, 1995 represents the largest victory margin in Lions' history and was the largest in the NFL in 1995. The game also marked the inaugural contest in the series between the Lions and the Jaguars.

➤ Lions KR Eddie Drummond had one of the finest performances by a returner in NFL history that ultimately forced the Lions' game at Jacksonville into overtime November 14, 2004. Drummond became the first player in NFL history to return two punts for touchdowns in the fourth quarter and the 11th (14th time) to return two punts for a touchdowns in a single game.

➤ Drummond's six punt returns against the Jaguars (11/14/04) for 199 yards (33.2 avg) is the third-best single-game total in NFL history and set a new Lions' franchise record for punt return yards in a game.

➤ Drummond's two punt returns for touchdowns (55 and 83 yards) at Jacksonville (11/14/04) marked the third time in Lions' history that a player recorded two punt return touchdowns in a game. CB Jack Christiansen accomplished the feat twice in 1951 (2 vs. LA 10/14/51 and 2 vs. GB 11/22/51).

➤ In the Lions' 31-14 win in the 2012 contest, RB Mikel Leshoure rushed his way into Lions history as he carried the ball 16 times for 70 yards and three touchdowns. He became the first player in Lions history to rush for three touchdowns in the first half of a game. Leshoure also became the 10th player in Lions history with three rushing touchdowns in a game and it is the 16th time it has occurred in team history.

➤ With a 26-19 victory over the Jaguars (11/20) in 2016, Head Coach Jim Caldwell earned his 50th career regular season win as an NFL head coach.

TENNESSEE TITANS

TITANS 2017 SCHEDULE

Sept. 10	vs. Oakland Raiders
Sept. 17	at Jacksonville Jaguars
Sept. 24	vs. Seattle Seahawks
Oct. 1	at Houston Texans
Oct. 8	at Miami Dolphins
Oct. 16	vs. Indianapolis Colts
Oct. 22	at Cleveland Browns
Nov. 5	vs. Baltimore Ravens
Nov. 12	vs. Cincinnati Bengals
Nov. 16	at Pittsburgh Steelers
Nov. 26	at Indianapolis Colts
Dec. 3	vs. Houston Texans
Dec. 10	at Arizona Cardinals
Dec. 17	at San Francisco 49ers
Dec. 24	vs. Los Angeles Rams
Dec. 31	vs. Jacksonville Jaguars

2016 Results: 9-7

LIONS SERIES RECORDS

Rushing Attempts

1	Mikel Leshoure	26	9/23/12
2	MR: Barry Sanders	22	11/26/92

Rushing Yards

1	Billy Sims	105	11/13/83
2	Mikel Leshoure	100	9/23/12

Rushing Touchdowns

1	Steve Owens	2	10/17/71
2	James Jones	2	10/5/86
3	Barry Sanders	2	11/5/89

Pass Attempts

1	Joey Harrington	49	1/2/05
2	Charlie Batch	42	10/21/01

Pass Completions

1	Joey Harrington	33	1/2/05
2	Matthew Stafford	33	9/23/12

Passing Yards

1	Joey Harrington	346	1/2/05
2	Charlie Batch	338	10/21/01

Touchdown Passes

1	Charlie Batch	3	10/21/01
---	---------------	---	----------

Passes Intercepted

1	Eric Hipple	3	11/13/83
---	-------------	---	----------

Receptions

1t	Calvin Johnson	10	9/23/12
1t	Nate Burleson	10	9/23/12

Receiving Yards

1	Calvin Johnson	164	9/23/12
---	----------------	-----	---------

Receiving Touchdowns

1	Herman Moore	2	12/10/95
---	--------------	---	----------

Interceptions

1	Mike Johnson	2	12/10/95
---	--------------	---	----------

Points

1	Jason Hanson	15	9/23/12
2t	MR: Herman Moore	12	12/10/95

Touchdowns

1t	MR: Herman Moore	2	12/10/95
----	------------------	---	----------

Field Goals

1	Jason Hanson	4	9/23/12
---	--------------	---	---------

Punts

1	Nick Harris	9	11/27/08
2	Mike Black	6	10/5/86

Punt Returns

1t	Lem Barney	2	10/17/71
1t	Pete Mandley	2	10/5/86
1t	Andre Roberts	2	9/18/16

Punt Return Yards

1	Pete Mandley	36	10/5/86
2	Andre Roberts	13	9/18/16

Kickoff Returns

1	Aveion Cason	7	11/27/08
2	Walter Stanley	6	11/5/89

Kickoff Return Yards

1	Aveion Cason	148	11/27/08
2	Ken Jenkins	112	11/13/83

Longest Plays

Rush:	Greg Landry	30	10/17/71
Pass:	Erik Kramer-to-Herman Moore	77t	11/26/92

KR: Desmond Howard

59	10/21/01		
Punt:	Herman Weaver	63	10/17/71

PR: Willie Clay

28	12/10/95		
Int:	Lem Barney	28t	10/17/71

FG: Jason Hanson

53	11/27/08
53	9/23/12

RECORDS & RESULTS

Overall	3-9-0
Home	1-4-0
Road	2-5-0
Ford Field	0-2-0
LP Field	0-2-0

Date	Site	Result
10-17-71	Hou	W, 31-7
10-26-75	Hou	L, 8-24
11-13-83	Hou	L, 17-27
10-5-86	DET	W, 24-13
11-5-89	Hou	L, 35-31
11-26-92	DET	L, 21-24
12-10-95	Hou	W, 24-17
10-21-01	DET	L, 24-27
1-2-05	Ten	L, 19-24
11-27-08	DET	L, 47-10
9-23-12	Ten	L, 44-41ot
9-18-16	DET	L, 15-16

Note: The Titans were located in Houston (known as the Oilers) from 1960-96 and known as the Tennessee Oilers from 1997-98.

SERIES NOTES

- The Lions and Titans have hooked up 12 times in the regular season with Tennessee holding an 9-3 lead. The Lions were 2-3 in Houston and 1-2 in the Pontiac Silverdome.
- The Titans have won seven of the last nine contests.
- The teams first met October 17, 1971 in

Houston, with the Lions coming away with a 31-7 win.

- The Titans, then the Oilers, put a damper on Detroit's 1992 Thanksgiving Day festivities with a come-from-behind 24-21 win over the Lions in the Silverdome on November 26. Titans RB Lorenzo White's 8-yard touchdown scamper with 1:17 remaining sealed the Titans' victory and ended Detroit's three-game Thanksgiving Day win streak.

- On December 10, 1995, QB Scott Mitchell set the then-franchise record for touchdown passes in a season. QB Bobby Layne had previously owned the record (26 in 1951). Mitchell completed the '95 season with 32 touchdown passes. Mitchell's record has since been broken by QB Matthew Stafford, who tossed 41 touchdown passes in 2011.

- In the 2012 meeting between the two teams, the Titans defeated the Lions 44-41 in an overtime thriller at LP Field. Lions QB Shaun Hill connected on a last-second 46-yard Hail Mary pass to WR Titus Young to send the game into overtime, but Detroit was unable to convert on a 4th-and-1 play in the extra stanza as the Titans went on to win the game.

DENVER BRONCOS

BRONCOS 2017 SCHEDULE

Sept. 11	vs. Los Angeles Chargers
Sept. 17	vs. Dallas Cowboys
Sept. 24	at Buffalo Bills
Oct. 1	vs. Oakland Raiders
Oct. 15	vs. New York Giants
Oct. 22	at Los Angeles Chargers
Oct. 30	at Kansas City Chiefs
Nov. 5	at Philadelphia Eagles
Nov. 12	vs. New England Patriots
Nov. 19	vs. Cincinnati Bengals
Nov. 26	at Oakland Raiders
Dec. 3	at Miami Dolphins
Dec. 10	vs. New York Jets
Dec. 14	at Indianapolis Colts
Dec. 24	at Washington Redskins
Dec. 31	vs. Kansas City Chiefs

2016 Results: 9-7

LIONS SERIES RECORDS

Rushing Attempts

1	Billy Sims	28	10/11/81
2	Barry Sanders	23	11/22/90

Rushing Yards

1	Billy Sims	185	10/11/81
2	Barry Sanders	147	11/22/90
3	Steve Owens	109	11/7/71

Rushing Touchdowns

1	Billy Sims	2	10/11/81
---	------------	---	----------

Pass Attempts

1	Matthew Stafford	45	9/27/15
2	Peyton Manning	42	9/27/15

Pass Completions

1t	Matthew Stafford	31	9/27/15
1t	Peyton Manning	31	9/27/15

Passing Yards

1	Peyton Manning	324	9/27/15
2	Matthew Stafford	282	9/27/15

Touchdown Passes

1t	Bob Gagliano	3	11/22/90
1t	Matthew Stafford	3	10/30/11

Passes Intercepted

1	Gary Danielson	4	10/7/84
---	----------------	---	---------

Receptions

1t	Billy Sims	9	10/7/84
1t	Demarius Thomas	9	9/27/15

Receiving Yards

1	Calvin Johnson	125	10/30/11
2	Germane Crowell	95	12/25/99

Receiving Touchdowns

1	Richard Johnson	2	11/22/90
---	-----------------	---	----------

Interceptions

1	Levi Johnson	2	11/28/74
2t	MR: David Bruton	1	9/27/15

Points

1	Eddie Murray	16	11/22/90
2	Jason Hanson	14	11/4/07

Touchdowns

1t	Billy Sims	2	10/11/81
1t	Richard Johnson	2	11/22/90
1t	Barry Sanders	2	11/22/90

Field Goals

1	Eddie Murray	4	11/22/90
---	--------------	---	----------

Punts

1	John Jett	8	12/25/99
2	Ryan Donahue	7	10/30/11

Punt Returns

1t	Az-Zahir Hakim	3	9/28/03
1t	Stefan Logan	3	10/30/11

Punt Return Yards

1	Stefan Logan	30	10/30/11
2	TJ Jones	28	9/27/15

Kickoff Returns

1t	Gary Lee	4	11/1/87
1t	Desmond Howard	4	12/25/99

Kickoff Return Yards

1	Desmond Howard	97	12/25/99
2t	Jimmie Jones	87	11/28/74
2t	Gary Lee	87	11/1/87

Longest Plays

Rush:	Billy Sims	48t	10/11/81
Pass:	Greg Landry-to-Earl McCullough	76t	11/7/71

KR:	Mel Gray	40	11/22/90
Punt:	Sam Martin	66	9/27/15
PR:	TJ Jones	28	9/27/15
Int:	Chris Houston	100t	10/30/11
FG:	Jason Hanson	53	9/28/03
	Jason Hanson	53	11/4/07

RECORDS & RESULTS

Overall	5-7-0
Home	3-4-0
Road	2-3-0
Ford Field	1-1-0
Sports Authority Field	1-1-0

Date	Site	Result
11-7-71	Den	W, 24-20
11-28-74	DET	L, 27-31
11-23-78	DET	W, 17-14
10-11-81	Den	L, 21-27
10-7-84	DET	L, 7-28
11-1-87	Den	L, 0-34
11-22-90	DET	W, 40-27
12-25-99	DET	L, 7-17
9-28-03	Den	L, 16-20
11-4-07	DET	W, 44-7
10-30-11	Den	W, 45-10
9-27-15	Det	L, 12-24

SERIES NOTES

➤ Detroit posted a 24-20 win November 7, 1971 in the first meeting between the two teams. After a Detroit fumble and interception gave the Broncos a 10-0 halftime lead, the Lions roared back in

the second half, scoring on their first two possessions, including a Greg Landry-to-Earl McCullough 76-yard bomb which gave the Lions the lead.

➤ Denver's 31-27 Thanksgiving Day win in 1974 was the last Lions game played at Tiger Stadium, with the club moving into the Pontiac Silverdome the next season. ➤ In 1999, the Lions hosted the Broncos on another holiday, Christmas Day, with the Broncos claiming a 17-7 victory at the Silverdome.

➤ In Denver's first regular season trip to Ford Field November 4, 2007, the Lions crushed the Broncos 44-7, which marked the largest margin of victory, 37 points, by the Lions since they shutout the Jacksonville Jaguars 44-0 December 17, 1995. The 44 points were also the most by the team since they put up 55 points vs. Chicago November 27, 1997. The 37-point difference by Denver was the largest margin in a loss by the Broncos since the team lost at New Orleans 42-0 November 20, 1988.

➤ Detroit scored the second-most points in a road game by the club in a 45-10 win at Denver on October 30, 2011. It was the largest margin of victory on the road for the Lions since 1970. CB Chris Houston registered the fourth-longest interception return TD in team history with a 100-yard return.

KANSAS CITY CHIEFS

CHIEFS 2017 SCHEDULE

Sept.	at New England Patriots
Sept. 17	vs. Philadelphia Eagles
Sept. 24	at Los Angeles Chargers
Oct. 2	vs. Washington Redskins
Oct. 8	at Houston Texans
Oct. 15	vs. Pittsburgh Steelers
Oct. 19	at Oakland Raiders
Oct. 30	vs. Denver Broncos
Nov. 5	at Dallas Cowboys
Nov. 19	at New York Giants
Nov. 26	vs. Buffalo Bills
Dec. 3	at New York Jets
Dec. 10	vs. Oakland Raiders
Dec. 16	vs. Los Angeles Chargers
Dec. 24	vs. Miami Dolphins
Dec. 31	at Denver Broncos

2016 Results: 12-4

LIONS SERIES RECORDS

Rushing Attempts			
1	Billy Sims	28	10/26/80
Rushing Yards			
1	Billy Sims	155	10/26/80
Rushing Touchdowns			
1	Billy Sims	2	10/26/80
Pass Attempts			
1	Chuck Long	41	11/26/87
2	Matthew Stafford	39	9/18/11
Pass Completions			
1	Matthew Stafford	23	9/18/11
2	Matthew Stafford	22	11/1/15
Passing Yards			
1	Matthew Stafford	294	9/18/11
2	Scott Mitchell	247	11/28/96
Touchdown Passes			
1	Matthew Stafford	4	9/18/11
2t	Greg Landry	2	11/25/71
2t	Eric Hipple	2	11/26/81
2t	Charlie Batch	2	9/26/99
Passes Intercepted			
1t	Greg Landry	2	11/25/71
1t	Gary Danielson	2	10/26/80
1t	Rusty Hilger	2	10/23/88
1t	Scott Mitchell	2	11/28/96
1t	Charlie Batch	2	9/26/99
1t	Matthew Stafford	2	11/1/15
Receptions			
1	Brett Perriman	8	11/28/96
2t	Herman Moore	7	11/28/96
2t	Nate Burleson	7	9/18/11
Receiving Yards			
1	Barry Sanders	135	10/14/90
2	Brett Perriman	131	11/28/96
Receiving Touchdowns			
1	Calvin Johnson	2	9/18/11
2t	MR: Jahvid Best	1	9/18/11

Interceptions			
1t	MR: Chris Houston	1	9/18/11
1t	Eric Wright	1	9/18/11
1t	Amari Spivey	1	9/18/11
Points			
1t	MR: Jason Hanson	12	9/18/11
1t	Jahvid Best	12	9/18/11
1t	Calvin Johnson	12	9/18/11
Touchdowns			
1t	Billy Sims	2	10/26/80
1t	Barry Sanders	2	10/14/90
1t	Jahvid Best	2	9/18/11
1t	Calvin Johnson	2	9/18/11
Field Goals			
1t	Errol Mann	3	11/25/71
1t	Jason Hanson	3	12/23/07
Punts			
1	John Jett	8	9/26/99
2	Jim Arnold	7	10/23/88
Punt Returns			
1t	Robbie Martin	4	11/26/81
1t	Pete Mandley	4	10/23/88
Punt Return Yards			
1	Gary Lee	110	11/26/87
Kickoff Returns			
1	Reggie Swinton	7	12/14/03
Kickoff Return Yards			
1	Reggie Swinton	190	12/14/03
Longest Plays			
Rush:	T.J. Duckett	53	12/23/07
Pass:	Bob Gagliano-to-Barry Sanders	47t	10/14/90
		48	11/28/96
KR:	Glyn Millburn	62	9/26/99
Punt:	John Jett	22	11/26/87
PR:	Pete Mandley	61t	12/23/07
Int:	Paris Lenon	51	9/18/11
JG:	Jason Hanson		
MR:	several players, most recent		
RECORDS & RESULTS			
Overall	5-8-0	
Home	4-2-0	
Road	1-6-0	
Ford Field	2-0-0	
Arrowhead Stadium	1-5-0	
Wembley Stadium	0-1-0	
Date		Site	Result
11-25-71		DET	W, 32-21
11-23-75		KC	L, 21-24ot
10-26-80		KC	L, 17-20
11-26-81		DET	W, 27-10
11-26-87		DET	L, 20-27
10-23-88		KC	W, 7-6
10-14-90		KC	L, 24-43
11-28-96		DET	L, 24-28
9-26-99		KC	L, 21-31
12-14-03		KC	L, 17-45
12-23-07		DET	W, 25-20
9-18-11		DET	W, 48-3

11-1-15 London L, 10-45

SERIES NOTES

- The Lions are 4-2 in home games (2-0 at Ford Field) against the Chiefs and 1-5 in games played in Kansas City.
- In the inaugural meeting—the 1971 Thanksgiving Day classic—K Errol Mann contributed three field goals while QB Greg Landry threw touchdown passes to TE Charlie Sanders and WR Earl McCullough in a 32-21 Lions' win. RB Ed Podolak scored all three touchdowns for the Chiefs.
- In the teams' first regular season meeting at the Silverdome, Detroit dominated defensively and claimed a 27-10 Thanksgiving Day win in 1981. The Lions held the Chiefs' top-ranked rushing attack to just 116 yards, and registered five sacks.
- The Lions hold a 6-4 preseason edge in the series against the Chiefs, and have won five of the last six preseason matchups. The two teams met on August 23, 1975 in an exhibition affair that kicked off the opening of the Pontiac Silverdome. Detroit won the contest 27-24.
- Kansas City made their first trip to Ford Field on December 23, 2007, with the Lions claiming a 25-20 victory.
- In Detroit's 2011 home opener on September 18, the Lions set a regular season franchise record with a 45-point margin of victory as they defeated the Chiefs 48-3. K Jason Hanson set an all-time NFL record by playing in his 297th career game for the Lions, which marks the most games played by one player for one team.

OAKLAND RAIDERS

RAIDERS 2017 SCHEDULE

Sept. 10	at Tennessee Titans
Sept. 17	vs. New York Jets
Sept. 24	at Washington Redskins
Oct. 1	at Denver Broncos
Oct. 8	vs. Baltimore Ravens
Oct. 15	vs. Los Angeles Chargers
Oct. 19	vs. Kansas City Chiefs
Oct. 29	at Buffalo Bills
Nov. 5	at Miami Dolphins
Nov. 19	vs. New England Patriots
Nov. 26	vs. Denver Broncos
Dec. 3	vs. New York Giants
Dec. 10	at Kansas City Chiefs
Dec. 17	vs. Dallas Cowboys
Dec. 25	at Philadelphia Eagles
Dec. 31	at Los Angeles Chargers

2016 Results: 12-4

LIONS SERIES RECORDS

Rushing Attempts		
1	Barry Sanders	25 12/10/90
Rushing Yards		
1	Barry Sanders	176 12/10/90
Rushing Touchdowns		
1	Barry Sanders	2 12/10/90
Pass Attempts		
1	Matthew Stafford	52 12/18/11
Pass Completions		
1	Scott Mitchell	31 10/13/96
2	Matthew Stafford	29 12/18/11
Passing Yards		
1	Matthew Stafford	391 12/18/11
Touchdown Passes		
1	Matthew Stafford	4 12/18/11
Passes Intercepted		
It	MR: Jon Kitna	2 9/9/07
Receptions		
1	Herman Moore	10 10/13/96
2	Calvin Johnson	9 12/18/11
Receiving Yards		
1	Calvin Johnson	214 12/18/11
2	Pete Mandley	110 9/20/87
Receiving Touchdowns		
It	Charlie Sanders	2 11/26/70
It	Herman Moore	2 10/13/96
It	Calvin Johnson	2 12/18/11
Interceptions		
It	MR: Travis Fisher	1 9/9/07
It	Dewayne White	1 9/9/07
Points		
It	Charlie Sanders	12 11/26/70
It	Barry Sanders	12 12/10/90
It	Herman Moore	12 10/13/96
It	Jason Hanson	12 9/9/07
It	Calvin Johnson	12 12/18/11
Touchdowns		
It	Charlie Sanders	2 11/26/70

It	Barry Sanders	2 12/10/90
It	Herman Moore	2 10/13/96
It	Calvin Johnson	2 12/18/11
Field Goals		
It	Eddie Murray	3 9/27/81
It	Jason Hanson	3 11/2/03
It	Jason Hanson	3 9/9/07
It	Matt Prater	3 11/22/15
Punts		
1	Mike Black	10 12/10/84
Punt Returns		
1	Robbie Martin	6 9/27/81
Punt Return Yards		
1	Robbie Martin	76 9/27/81
Kickoff Returns		
It	Jimmie Jones	5 11/10/74
It	Glyn Milburn	5 10/13/96
Kickoff Return Yards		
1	Glyn Milburn	119 10/13/96
Longest Plays		
Rush:	Fred Scott	36 11/19/78
Pass:	Landry-to-Farr	58 11/26/70
KR:	Reggie Swinton	61 11/2/03
Punt:	Tom Skladary	74 9/27/81
PR:	Robbie Martin	23 12/10/84
Int:	Jimmy Allen	30 9/27/81
	Terrence Holt	30 11/2/03
	Jason Hanson	54 11/2/03
FG:		
MR:	several players, most recent	

RECORDS & RESULTS

Overall.....	6-6-0
Home.....	4-2-0
Road.....	2-4-0
Ford Field.....	2-0-0
O.co Coliseum.....	1-3-0

Date	Site	Result
11-26-70	DET	W, 28-14
11-10-74	Oak	L, 13-35
11-19-78	Oak	L, 17-29
9-27-81	DET	W, 16-0
12-10-84	DET	L, 3-24
9-20-87	LA	L, 7-27
12-10-90	DET	L, 31-38
10-13-96	Oak	L, 21-37
11-2-03	DET	W, 23-13
9-9-07	Oak	W, 36-21
12-18-11	Oak	W, 28-27
11-22-15	DET	W, 18-13

Note: The Raiders were located in Oakland from 1960-81 and Los Angeles from 1982-94. The club returned to Oakland in 1995.

SERIES NOTES

➤ In the teams' first meeting, the Lions defeated Oakland 28-14 on Thanksgiving Day (11/26/70). The win was the second of five straight wins that propelled the Lions to their first playoff berth since 1957. RB

Mel Farr rushed 21 times for 121 yards to rally Detroit from a 14-0 deficit.

➤ The Lions shut out the defending Super Bowl champion Raiders 16-0 on September 27, 1981. Detroit was the first team to shut out the Raiders in 15 years, by limiting Oakland to only 131 yards in total offense. The Lions collected six sacks and DB Jimmy Allen intercepted his fourth pass in as many games. RB Billy Sims earned his second consecutive 100-yard rushing game (133 yards) while RB Dexter Bussey passed RB Altie Taylor as the club's all-time leading rusher.

➤ On Monday Night Football (December 10, 1990), there were five Heisman Trophy winners on the field (Det: Barry Sanders and Andre Ware, Oak: Marcus Allen, Tim Brown and Bo Jackson). Sanders finished the game with 176 yards rushing, while Jackson led the Raiders with 129 yards on the ground.

➤ The Lions defeated the defending AFC Champion Oakland Raiders on November 2, 2003 at Ford Field, the Raiders' first trip to Detroit since 1990.

➤ DE Dewayne White was named NFC Defensive Player of the Week for his performance at Oakland (9/9/07) when Detroit scored 16 unanswered points in the final 10:45. After the Lions took a 26-21 lead in the fourth quarter, White intercepted a pass on the ensuing Raiders drive and returned it 28 yards to set up a field goal. On the first play of the next Oakland possession, White recorded a sack-fumble that was recovered by the Lions, which set up a touchdown to seal the win.

➤ Trailing 27-14 with 7:47 left in the fourth quarter on December 18, 2011, the Lions completed the 13-point comeback and became the first team in NFL history to record four 13+ point comebacks in a season. The Lions game-winning drive started at the Raiders' 2-yard line with 2:14 left in the fourth quarter and was completed when QB Matthew Stafford hit WR Calvin Johnson on a 6-yard touchdown pass with 0:39 left to play.

➤ QB Matthew Stafford broke the Lions single-season touchdown record with his 33rd touchdown pass of the season at Oakland (12/18/11). He passed QB Scott Mitchell who threw for 32 in 1995. Stafford completed the 2011 season with 41 touchdown passes.

➤ WR Calvin Johnson became the first player in franchise history to reach 700 career receptions in a 18-13 win over the Raiders at Ford Field (11/22/15).

LOS ANGELES CHARGERS

CHARGERS 2017 SCHEDULE

Sept. 11	at Denver Broncos
Sept. 17	vs. Miami Dolphins
Sept. 24	vs. Kansas City Chiefs
Oct. 1	vs. Philadelphia Eagles
Oct. 8	at New York Giants
Oct. 15	at Oakland Raiders
Oct. 22	vs. Denver Broncos
Oct. 29	at New England Patriots
Nov. 12	at Jacksonville Jaguars
Nov. 19	vs. Buffalo Bills
Nov. 23	at Dallas Cowboys
Dec. 3	vs. Cleveland Browns
Dec. 10	vs. Washington Redskins
Dec. 16	at Kansas City Chiefs
Dec. 24	at New York Jets
Dec. 31	vs. Oakland Raiders

2016 Results: 5-11

LIONS SERIES RECORDS

Rushing Attempts

1	Rick Kane	24	11/6/77
2	Billy Sims	23	9/13/81

Rushing Yards

1	Billy Sims	119	9/30/84
2	Rick Kane	105	11/6/77

Rushing Touchdowns

1t	Mel Farr	2	10/22/72
1t	Rick Kane	2	11/6/77
1t	Billy Sims	2	9/30/84
1t	Barry Sanders	2	11/11/96

Pass Attempts

1	Joey Harrington	46	12/7/03
2	Jon Kitna	45	12/16/07
3	Charlie Batch	38	10/10/99

Pass Completions

1	Matthew Stafford	29	12/24/11
2t	Joey Harrington	26	12/7/03
2t	Jon Kitna	26	12/16/07

Passing Yards

1	Matthew Stafford	373	12/24/11
2	Jon Kitna	302	12/16/07

Touchdown Passes

1t	Gary Danielson	3	10/22/78
1t	Matthew Stafford	3	12/24/11

Passes Intercepted

1	Jon Kitna	5	12/16/07
---	-----------	---	----------

Receptions

1t	Ron Rivers	9	10/10/99
1t	Brandon Pettigrew	9	12/24/11

Receiving Yards

1	Calvin Johnson	102	12/16/07
1	Calvin Johnson	102	12/24/11
3	Larry Walton	101	10/22/72

Receiving Touchdowns

1	Jesse Thompson	2	10/22/78
---	----------------	---	----------

Interceptions

1	Jimmy Allen	2	10/22/78
---	-------------	---	----------

Points

1t	MR: Kevin Smith	12	12/24/11
----	-----------------	----	----------

Touchdowns

1t	MR: Kevin Smith	2	12/24/11
----	-----------------	---	----------

Field Goals

1	Eddie Murray	3	9/13/81
---	--------------	---	---------

Punts

1	Nick Harris	9	12/7/03
2t	John Jett	5	10/10/99
2t	Sam Martin	5	9/13/15

Punt Returns

1t	Eddie Payton	5	11/6/77
1t	Eddie Drummond	5	12/7/03

Punt Return Yards

1	Eddie Payton	58	11/6/77
---	--------------	----	---------

Kickoff Returns

1	Aveion Cason	9*	12/16/07
---	--------------	----	----------

Kickoff Return Yards

1	Aveion Cason	150	12/16/07
---	--------------	-----	----------

Longest Plays

Rush:	Billy Sims	81	9/30/84
Pass:	Jon Kitna-to-Calvin Johnson	49	12/16/07

KR:

Larry Walton	50	10/22/72
--------------	----	----------

Punt:

Mark Royals	52	11/11/96
-------------	----	----------

PR:

Eddie Payton	37	11/6/77
--------------	----	---------

Int:

Chris Houston	43	12/24/11
---------------	----	----------

FG:

Jason Hanson	50	12/24/11
--------------	----	----------

MR: several players, most recent

RECORDS & RESULTS

Overall.....	4-7-0	
Home.....	4-2-0	
Road.....	0-5-0	
Ford Field.....	1-1-0	
Qualcomm Stadium.....	0-5-0	
Date	Site	Result
10-22-72	DET	W, 34-20
11- 6-77	DET	W, 20-0
10-22-78	DET	W, 31-14
9-13-81	SD	L, 23-28
9-30-84	SD	L, 24-27
11-10-96	SD	L, 21-27
10-10-99	DET	L, 10-20
12-7-03	DET	L, 7-14
12-16-07	SD	L, 14-51
12-24-11	DET	W, 38-10
9-13-15	SD	L, 28-33

SERIES NOTES

- The Lions won each of the first three meetings between the two teams (all home games), but have dropped six of the past seven contests.
- Detroit recorded a 34-20 victory over the Chargers in the first meeting of the series on October 22, 1972. RB Mel Farr ran for two touchdowns and gained 96 yards on 22 carries, helping the Lions rack up 182

yards on the ground. QB Greg Landry also rushed for a touchdown and added 151 passing yards with a touchdown strike going to WR Larry Walton, who finished with seven catches for 101 yards.

➤ Detroit fell to the Chargers, 27-24, on September 20, 1984 at Jack Murphy Stadium (renamed Qualcomm Stadium). RB Billy Sims ran for two touchdowns and 119 yards, including an 81-yard touchdown scamper. Lions QB Gary Danielson matched Chargers Hall of Fame QB Dan Fouts every step of the way, completing 20-of-25 attempts for 269 yards, while Fouts was 22-of-35 for 268 yards. The Chargers forged to a 24-7 halftime lead, but Detroit scored two third-quarter touchdowns to narrow the gap to 24-21.

➤ With a 38-10 win over San Diego at Ford Field on December 24, 2011, the Lions clinched their first playoff berth since 1999. The team was led by QB Matthew Stafford who completed 29-of-36 passes for 373 yards. His completion percentage (80.6) and passer rating (137.6) were both career highs. His rating also set a franchise single-game record by a quarterback who attempted 35 passes.

➤ On September 13, 2015, the team's first game of the 2015 season, rookie RB Ameer Abdullah took his first NFL carry right to the end zone when he raced right through the Chargers defense for a 24-yard touchdown. His rushing touchdown was the first by a Lions rookie rusher on his first career attempt that occurred in a Week 1 game since RB Gene Gedman in 1953 (1-yard TD vs. Pit 9/27/53).



DETROIT LIONS

DETROIT LIONS 2017 MEDIA GUIDE



HISTORY BOOK

BRIEF HISTORY OF THE LIONS

Detroit welcomed the Lions in 1934, but it was not the area's first look at professional football. In 1920, the Detroit Herald were a charter member of the American Professional Football Association, which was the original name of the present NFL, but the club folded after two years. The Detroit Panthers appeared in 1925, but also folded after two seasons. In 1928, the Detroit Wolverines were formed, but they failed after just one year.

In 1930, the then-10-year-old National Football League added a franchise from Portsmouth, Ohio, called the Spartans. After four seasons, the team was purchased for \$7,952.08 by a group headed by Detroit radio executive George A. Richards and moved to the Motor City.

Playing in the University of Detroit Stadium before crowds that averaged 16,000, the new Detroit Lions won the NFL Championship in only their second year (1935). Under the leadership of Coach "Potsy" Clark and stars like Hall of Famer "Dutch" Clark, Ernie Caddel, George Christensen, "Ace" Gutowsky, Glenn Presnell and "Ox" Emerson, the early Lions established pro football in Detroit.

In 1940, Chicagoan Fred Mandel bought the club. Lions' stars of that era included Hall of Famers Bill Dudley and Alex Wojciechowicz, John Green, Byron "Whizzer" White, Frank Sinkwich and "Camp" Wilson. The team was sold eight years later to a group of local businessmen under the leadership of Edwin J. Anderson. The Detroit syndicate controlled the club until 1964, when William Clay Ford became the sole owner for a price of \$4.5 million.

The Lions dominated the NFL in the 1950s with four division titles and three league championships. Under the direction of head coach Buddy Parker, the team won back-to-back world crowns in 1952-53, defeating Cleveland on both occasions. Stars of those powerful teams were Hall of Famers Bobby Layne, Jack Christiansen, Doak Walker and Lou Creekmur, as well as Les Bingaman, Cloyce Box, Leon Hart and Bob Hoernschemeyer. The Detroit-Cleveland battles of the era were classic confrontations between two giants of the blossoming NFL.

Since their last title in 1957 under the coaching of George Wilson, the Lions have continued searching for the league's top spot. Such performers as Joe Schmidt, Yale Lary, Dick "Night Train" Lane, John Henry Johnson and Lem Barney have been elected to the Hall of Fame. Outstanding players such as Wayne Walker, Mike Lucci, Nick Pietrosante, Roger Brown, Terry Barr, Mel Farr, Charlie Sanders, Dexter Bussey, Billy Sims and Doug English have also taken their places in the annals of pro football in Detroit.

In 1967, Schmidt began the first of six seasons as head coach of the Lions. His 1970 team made the playoffs, (first postseason trip since '57) but lost in the first round to Dallas by the baseball-like score of 5-0.

Prior to the 1975 season, the Lions moved into a new, domed stadium in Pontiac, Mich., a suburb located 30 miles north of Detroit. The Silverdome was, at one time, the world's largest air-supported domed structure and seated over 80,000 spectators under a fiberglass roof.

Monte Clark took control of all football operations as

head coach in 1978. Under Clark's direction, the Lions narrowly missed playoff berths in 1980-81, before qualifying in 1982 – the Lions' first playoff appearance since 1970. Detroit captured the NFC Central Division crown in 1983, but stumbled in the first round of the playoffs with a 24-23 loss at San Francisco.

Darryl Rogers took over for Clark in 1985 but was replaced on an interim basis by his defensive coordinator Wayne Fontes in November 1988 after Rogers' teams had posted a combined 18-40 record. Fontes was officially named the franchise's 18th head coach on December 22, 1988.

The Lions "Restored the Roar" in 1991, winning a franchise-record 12 regular season games. Riding a tide of emotion after guard Mike Utley's paralyzing neck injury, Detroit defeated Dallas, 38-6, in the Lions' first Silverdome playoff contest. The victory gave the Lions a berth in the NFC Championship Game, where Detroit fell to the eventual Super Bowl Champion Washington Redskins.

The Lions finished 10-6 in 1993 en route to capturing the NFC Central Division title, and earned a Wild Card playoff bid in 1994. The 1995 Lions featured the NFL's top-rated offense and won their final seven games to earn a third straight playoff berth. Herman Moore set an NFL record with 123 catches, and he and Brett Perriman became the first teammates to each total over 100 catches in the same season. The receiver tandem also set the NFL record for most receiving yards in a season. Quarterback Scott Mitchell set team passing records for yards (4,338), completions (346) and touchdowns (32).

In 1996, running back Barry Sanders captured his third NFL rushing title with a dramatic 175-yard outburst on the final Monday night of the season in San Francisco. The Lions, however, finished a disappointing 5-11 in '96 and following the season, Fontes was replaced as head coach by former San Diego Chargers' head coach, Bobby Ross. Fontes, who was the head coach for more than eight full seasons, finished his career as the team's all-time leader among head coaches in both wins (67) and games coached (138).

Ross was named the 19th head coach in team history January 13, 1997, and led the club back to the playoffs in his inaugural year at the helm with a 9-7 record. That season, Sanders, who was inducted into the Hall of Fame in August 2004, continued his storied career by becoming only the third player in league history to record 2,000 yards rushing in a single-season (2,053) and he reeled off an NFL record 14 consecutive 100-yard outings to finish the season.

The Lions closed out the 1990s reaching the playoffs for the sixth time in the 10-year span, which is a franchise record for playoff appearances during a decade. Detroit's playoff berth in 1999 marked the second time in Ross' first three years as head coach that he led the Lions into the postseason. The last Lions' head coach to accomplish that feat was Buddy Parker in 1952-53 during his second and third seasons at the helm.

After playing nine games into the 2000 season and compiling a 5-4 record, Ross abruptly resigned as head

coach November 6 and was immediately replaced by Gary Moeller. Moeller guided the team to a 4-3 record over the last seven games, but narrowly missed the playoffs with a loss to the Chicago Bears in the season finale. Following the season, William Clay Ford named Matt Millen president and CEO, and he assumed control over team operations. On January 25, 2001 Gary Moeller was replaced as head coach by former San Francisco 49ers offensive coordinator Marty Mornhinweg.

On April 1, 2002, Detroit relocated the team's day-to-day operations into the new \$36 million Headquarters and Training Facility in Allen Park. The new complex features outdoor and indoor practice fields, spacious training and meeting rooms and even the team's own broadcast studio.

A new era in Lions' history dawned as Ford Field, the team's \$500 million downtown Detroit stadium, opened its doors in August 2002. The 65,000-seat stadium sparkled as its retro and innovative features glistened in the national spotlight as the premiere sports and entertainment complex. The Lions played the first game at Ford Field August 24, 2002 in a preseason tilt against the Pittsburgh Steelers. The inaugural regular season game was played between the Lions and the Green Bay Packers September 22, 2002.

In January 2003, Mornhinweg was fired after two seasons and former San Francisco 49ers Head Coach Steve Mariucci was tabbed the new Lions' head coach February 4.

For the first time since the Lions placed the Leaping Lion logo on the players' helmets in 1961, Detroit announced a major addition to the team's uniform on April 23, 2003. The Lions' classic uniform was enhanced with black trim on the logo, jerseys and pants, along with black shoes and black facemasks. In April 2005, the team introduced an alternate black jersey that would be worn through 2007.

On November 28, 2005, Steve Mariucci was relieved of his duties as head coach and defensive coordinator Dick Jauron was named interim head coach for the remaining five games.

In 2006, the Lions hired Rod Marinelli as the team's 24th head coach, a position he would hold through 2008.

In 2008, the Lions commemorated the franchise's 75th season in Detroit. Just a handful of NFL teams have been around as long as the Lions, a franchise that spans several generations of fans over the years. Detroit has called three different stadiums home with nearly 1,400 players seeing action on a given gameday and numerous coaches strolling the sideline. That history is rich with great players who have donned the uniform – the Lions are one of only nine teams to have at least 18 Pro Football Hall of Fame players don their respective uniforms – and with traditions like the “Honolulu Blue and Silver”, the leaping Lion logo, the “Roaring 20's” and the team's annual Thanksgiving Tradition.

In 2009, for the first time in team history, the team entered the season with a new president, Tom Lewand, a new general manager, Martin Mayhew, and a new head coach, Jim Schwartz, hired January 16, 2009. In that same year, the Lions introduced a new logo and new brand, along with new team uniforms that features the first significant change to the Lions logo since it was introduced in 1961.

Schwartz labeled the 2011 season upon its conclusion as not a great year but an important one. Perhaps most notably, 2011 will be remembered for the “comeback” as the Lions returned to the playoffs for the first time since 1999 and set NFL records with four comeback wins of 13+ points, three comeback wins of 17+ points and two back-to-back 20+ point comeback wins. The Lions set several team records, including points (474) and yards (6,337), as well as individual records. Perhaps the two biggest stars leading the Lions in 2011 were QB Matthew Stafford, named AP Comeback Player of the Year, and All-Pro WR Calvin Johnson.

In 2012, the season was highlighted by Johnson's remarkable performance as he broke the NFL record for receiving yards in a single season. He finished with 122 receptions for 1,964 yards, breaking Jerry Rice's previous record of 1,848 yards in 1995. One season later in 2013, Stafford became the Lions all-time leader in career passing yards, breaking the previous record of 15,710 yards held by Hall of Fame QB Bobby Layne that stood for 55 years. Stafford reached this feat in only 55 career games, while Layne accomplished his mark in 97 games. He became the first Lions QB to reach 17,000 career passing yards.

After five seasons with the team (2009-13), Schwartz was dismissed as head coach on December 30, 2013.

A new era for Lions football began January 14, 2014 with the introduction of Jim Caldwell as the team's new head coach. Caldwell arrived in Detroit after leading the Indianapolis Colts to the Super Bowl as a head coach and won Super Bowls with both the Colts and the Baltimore Ravens.

On March 9, 2014, Lions Owner and Chairman William Clay Ford passed away at the age of 88. Mr. Ford purchased the team January 10, 1964 and owned the team for 50 years. With his passing, ownership of the Lions organization was passed to his wife, Martha Firestone Ford, as she succeeded her late husband as Owner and Chair of the Board for the franchise.

Caldwell led the Lions to an 11-5 record the ensuing season and a berth in the NFC Wild Card game, becoming just the third coach in team history to lead the Lions to the playoffs in his first year with Detroit. He also became one of only four coaches to lead the Lions to 11+ wins in a season.

Martin Mayhew and Tom Lewand were relieved of their duties on November 5, 2015. Rod Wood was hired as team president on November 19, 2015, as the Lions went on to finish the season 7-9, winning six of the team's final eight games of the 2015 season.

On January 8, 2016, Bob Quinn was named Lions Executive Vice President and General Manager following 16 seasons with the New England Patriots. In Quinn's first season at the helm, the Lions posted a 9-7 record en route to a berth in the playoffs for the second time in three years. In eight of the team's nine wins, Detroit trailed in the fourth quarter and went on to win the game. As a team, the Lions set a new NFL record for most wins in a season after trailing in the fourth quarter. In doing so, Quinn also became the Lions' first general manager to guide the team to the playoffs in his inaugural season since Nick Kerbawy in 1952.

SIGNIFICANT DATES

June 30, 1934	George A. Richards heads group that purchases Portsmouth (Ohio) Spartans for \$7,952.08 and moves team to Detroit.	Mar. 10, 1966	replacing George Wilson. After 13 seasons, Joe Schmidt retires to become Lions' linebacker coach.
Sept. 23, 1934	Lions play first NFL game, beat New York Giants 9-0 at University of Detroit Stadium before 12,000.	Jan. 11, 1967	Schmidt named Lions' head coach, succeeding Gilmer.
Nov. 25, 1934	Lions suffer first defeat, 3-0 to Green Bay, after winning 10 straight games, including seven consecutive shutouts.	Dec. 26, 1970	Lions edged by Dallas, 5-0, in first playoff game since 1957.
Nov. 29, 1934	Lions play first of traditional Thanksgiving Day home games, losing to the Bears, 19-16, before 26,000.	Oct. 24, 1971	Wide receiver Chuck Hughes dies on field during game after suffering a heart attack.
Dec. 9, 1935	Lions defeat New York Giants, 26-7, for first Championship.	Dec. 17, 1972	Linebacker Wayne Walker plays in his Detroit-record 200th game with the Lions, a 34-17 win against the Los Angeles Rams.
Sept. 9, 1938	Detroit defeats Pittsburgh, 16-7, in the first game played at the Lions' new home, Briggs (later renamed Tiger) Stadium.	Jan. 12, 1973	Schmidt resigns as head coach.
Nov. 24, 1940	Finishing the season with 514 yards, Byron "Whizzer" White becomes the first Lion to claim the NFL rushing title.	Jan. 26, 1973	Don McCafferty named Lions' head coach.
Feb. 10, 1943	Gus Dorais named head coach of Lions, after a successful tenure at the University of Detroit.	July 28, 1973	Joe Schmidt, former Lions linebacker and head coach, is enshrined in the Pro Football Hall of Fame.
Jan. 15, 1948	Syndicate headed by Edwin J. Anderson purchases Detroit franchise for \$165,000 and names "Bo" McMillin general manager and head coach.	July 28, 1974	McCafferty dies of heart attack.
Dec. 2, 1949	Anderson elected president of Lions.	Aug. 3, 1974	Rick Forzano named Lions' head coach.
Dec. 20, 1950	"Buddy" Parker succeeds McMillin as head coach.	Aug. 23, 1975	Lions play the first game in their new home, Pontiac Metropolitan Stadium (later renamed Pontiac Silverdome).
Dec. 21, 1952	Lions defeat Los Angeles Rams, 31-21, for NFL's National Conference title.	Oct. 4, 1976	Forzano resigns as head coach.
Dec. 28, 1952	Lions win first championship since 1935 with a 17-7 victory over the Browns in Cleveland before 50,934.	Oct. 5, 1976	Tommy Hudspeth named interim head coach.
Dec. 27, 1953	Detroit wins second straight championship with a 17-16 decision over Cleveland in Detroit before 54,577.	Feb. 9, 1977	Hudspeth named head coach.
Aug. 12, 1957	Parker resigns suddenly as head coach and assistant coach George Wilson succeeds him the next day.	Jan. 11, 1978	Monte Clark named head coach and director of football operations.
Dec. 28, 1957	Detroit claims fourth championship on 59-14 victory over Cleveland before 55,263 in Detroit.	Apr. 29, 1980	Lions choose Oklahoma's Billy Sims with the first overall pick in the NFL draft.
Jan. 23, 1961	William Clay Ford elected president of Lions.	Jan. 8, 1983	Detroit qualifies for first playoff appearance in 12 seasons, but loses 31-7, at Washington. The Redskins went on to win Super Bowl XVII.
Sept. 7, 1963	Former Lions' great Earl "Dutch" Clark becomes a charter member of the new Professional Football Hall of Fame.	Dec. 31, 1983	After claiming club's first NFC Central title, a last-second field goal attempt fails as Detroit drops a 24-23 playoff game at San Francisco.
Jan. 10, 1964	William Clay Ford takes over as Lions' sole owner after purchasing franchise for \$4.5 million.	Dec. 19, 1984	Monte Clark and his coaching staff are released.
Jan. 7, 1965	Harry Gilmer appointed head coach,	Feb. 6, 1985	Darryl Rogers named head coach after a successful 20-year college coaching career.
		Nov. 13, 1988	Darryl Rogers released from his duties as head coach.
		Nov. 14, 1988	Defensive coordinator Wayne Fontes named interim head coach.
		Dec. 22, 1988	Fontes named head coach.
		Dec. 26, 1989	General Manager Russ Thomas retires.
		Dec. 27, 1989	Chuck Schmidt is named Executive Vice-President and Chief Operating Officer.
		Nov. 17, 1991	Guard Mike Uteley suffers paralyzing neck injury in Detroit's 21-10 win over

	the Rams. His "Thumbs Up" sign as he was carried from the field inspires his teammates to win their next six games.		
Dec. 22, 1991	Lions finish regular season with 12 wins (most in franchise history) and claim the NFC Central Championship, Detroit's first division title since 1983.	Dec. 28, 1997	The Lions play their fourth playoff game in five years, losing a wild card outing at Tampa Bay, 20-10.
Jan. 5, 1992	Lions host first playoff game in the Silverdome and first home playoff game since 1957. Detroit defeats Dallas, 38-6, for the team's first playoff win since 1957.	Dec. 20, 1998	Herman Moore becomes the fastest player in NFL history to record 600 career receptions.
Jan. 12, 1992	Lions make their first appearance in NFC Championship Game, losing to the Redskins, 41-10, in Washington.	July 28, 1999	Barry Sanders announces his retirement from the NFL one day prior to the opening of training camp.
Nov. 22, 1992	Barry Sanders becomes the Lions' all-time leading rusher, surpassing Billy Sims' record of 5,106 career yards.	Nov. 16, 1999	Lions host groundbreaking ceremony "From the Ground Up" at the Old Hudson's Warehouse building in downtown Detroit to unveil renderings and officially announce the name of their new stadium, Ford Field.
Jan. 2, 1994	Lions clinch NFC Central Division championship for the second time in three years with a 30-20 victory over Green Bay in the Silverdome.	Jan. 8, 2000	Lions reach the playoffs for the second time in three years under Bobby Ross, losing a wild card contest at Washington 27-13.
Oct. 23, 1994	Mel Gray becomes the all-time NFL leader in kickoff return yards.	Nov. 6, 2000	Bobby Ross resigns as head coach following nine games and Gary Moeller is named Head Coach.
Nov. 13, 1994	Barry Sanders runs for a club-record 237 yards on 26 carries in Detroit's 14-9 win over Tampa Bay at the Silverdome. He would finish the season with a then-Lions' record of 1,883 yards.	Jan. 9, 2001	Matt Millen is hired as President and CEO and assumes control of team operations. Chuck Schmidt resigns as Executive Vice President and Chief Operating Officer.
Dec. 31, 1994	In Detroit's third playoff appearance in four seasons, the Lions drop a 16-12 Wild Card contest at Green Bay.	Jan. 24, 2001	Gary Moeller and his coaching staff are dismissed.
Feb. 15, 1995	William Clay Ford, Jr. named Lions Vice-Chairman.	Jan. 25, 2001	Marty Mornhinweg is named head coach.
Dec. 10, 1995	Quarterback Scott Mitchell breaks Bobby Layne's 44-year-old club record for most touchdown passes in a season (26). Mitchell ends the year with 32 touchdown passes.	Jan. 6, 2002	Lions defeat the Dallas Cowboys 15-10 in their final game played at the Pontiac Silverdome.
Dec. 17, 1995	Receivers Herman Moore and Brett Perriman set NFL record for most catches and receiving yards by teammates in a season.	April 1, 2002	Lions' front office moves from the Silverdome to the team's new Headquarters and Training Facility in Allen Park.
Dec. 23, 1995	Herman Moore sets NFL record with 123 catches in a season.	Aug. 24, 2002	Lions play first game at Ford Field, dropping an exhibition contest 34-22 to the Pittsburgh Steelers.
Dec. 30, 1995	The Lions play in their third straight wild card playoff game, losing 58-37 at Philadelphia.	Sept. 22, 2002	Inaugural game at Ford Field is played as the Lions fall to the Green Bay Packers 37-31.
July 27, 1996	Former lineman Lou Creekmur is enshrined in the Pro Football Hall of Fame.	Nov. 28, 2002	Lions host New England Patriots at Ford Field in first Thanksgiving Day game played in downtown Detroit since 1974.
Dec. 26, 1996	Wayne Fontes and his coaching staff are dismissed.	Jan. 28, 2003	Marty Mornhinweg is dismissed as head coach.
Jan. 13, 1997	Bobby Ross named head coach.	Feb. 4, 2003	Steve Mariucci named head coach.
Dec. 21, 1997	Barry Sanders becomes only the third player in league history to rush	April 24, 2003	Lions introduce first major addition to the team's classic uniform since the

	Leaping Lion logo was placed on the helmet in 1961. The new uniform now features black trim on the helmet, jerseys and pants, black shoes and black facemasks.	Apr. 25, 2009	Lions select Georgia QB Matthew Stafford with the first overall pick in the NFL Draft.
Sept. 7, 2003	Lions defeat the Arizona Cardinals 42-24 at Ford Field in Head Coach Steve Mariucci's Detroit debut.	Feb. 6, 2010	Dick LeBeau is selected as a member of the Pro Football Hall of Fame Class of 2010. LeBeau becomes the 18th player in Lions history elected for the Hall of Fame.
Jan. 31, 2004	Barry Sanders is selected as a member of the Pro Football Hall of Fame Class of 2004.	Feb. 4, 2011	Rookie DT Ndamukong Suh named AP Defensive Rookie of the Year. Suh was also named All-Pro and voted as a starter in the Pro Bowl.
Aug. 7, 2004	Barry Sanders officially enshrined in the Pro Football Hall of Fame in a ceremony held in Canton, Ohio.	Sept. 19, 2011	K Jason Hanson plays in his 297th career games and set a new NFL record for the most games played with one team.
Nov. 7, 2004	Jason Hanson plays in his 201st career game as a Lion, and breaks Wayne Walker's all-time franchise record for career games played.	Oct. 10, 2011	In front of the largest Lions crowd in Ford Field history (67,861) and an ESPN MNF audience, the Lions defeat Chicago 24-13 to extend its win streak to nine games, the second longest in team history. The win gave Detroit its first 5-0 start since 1954.
Nov. 28, 2005	Steve Mariucci is dismissed as head coach and defensive coordinator Dick Jauron is named interim head coach.	Dec. 5, 2011	T Jeff Backus starts his 172nd consecutive game and sets a new franchise record for consecutive starts, surpassing Hall of Fame CB Dick LeBeau.
Jan. 19, 2006	Rod Marinelli is named head coach.	Dec. 18, 2011	K Jason Hanson becomes the sixth player in NFL history to reach 2,000 career points, and the first to do so with one team.
Dec. 31, 2006	Jon Kitna becomes second quarterback in team history to throw for 4,000 yards in a single season.	Dec. 24, 2012	By defeating the San Diego Chargers 38-10 at Ford Field, the Lions earn the team's first playoff berth for the first time since 1999.
Feb. 3, 2007	Charlie Sanders is selected as a member of the Pro Football Hall of Fame Class of 2007.	Jan. 1, 2012	QB Matthew Stafford finishes the season setting new single-season franchise passing records, including yards (5,038), touchdowns passes (41), completions (421) and passer rating (97.2), and he becomes the fourth player in NFL history with 5,000 passing yards. Stafford also sets a team record with 520 passing yards in the season finale at Green Bay. WR Calvin Johnson sets a new team record for touchdown receptions (16) in a season.
Aug. 4, 2007	Charlie Sanders is officially enshrined in the Pro Football Hall of Fame in a ceremony held in Canton, Ohio.	Feb. 4, 2012	QB Matthew Stafford named the AP NFL Comeback Player of the Year.
Dec. 30, 2007	Jon Kitna reaches 4,068 passing yards on the season becoming the first quarterback in team history to record back-to-back 4,000-yard seasons and the first to do it twice in their career as a Lions passer.	Dec. 22, 2012	WR Calvin Johnson breaks both the NFL and Lions' single-season receiving yards record on a special Saturday night ESPN MNF broadcast. With 225 recorded yards against the Atlanta Falcons, Johnson also set a record for
Sept. 24, 2008	Matt Millen is dismissed as President and CEO.		
Nov. 9, 2008	Team honors 75th Season All-Time team, 36 of the greatest players in team history, during weekend activities.		
Dec. 14, 2008	Jason Hanson connects on 51-yard field goal at Indianapolis to set NFL record for most 50-yard field goals in a career.		
Dec. 29, 2008	Tom Lewand is named President and Martin Mayhew is named General Manager.		
Jan. 16, 2009	Jim Schwartz named head coach.		
Apr. 20, 2009	President Tom Lewand introduces the team's new comprehensive brand that includes a new Lions logo, logotype and new proprietary font. Along with the new brand, the Lions unveiled new home and road uniforms.		

Apr. 4, 2013	<p>most consecutive 100+ yard games in NFL history with eight. K Jason Hanson announces his retirement from the NFL after a record-setting 21 seasons with the Lions.</p>	<p>a courageous battle with cancer. Sanders played his entire career in Detroit (1968-77), and later served on coaching staffs (1989-96) that led the Lions to four playoff appearances and two division titles, scouted in the team's player personnel department (1998-2015) and called Lions games as a radio broadcaster (1983-88, 1997).</p>	
Nov. 17, 2013	<p>With 362 yards against the Steelers, QB Matthew Stafford becomes the Lions all-time leader in career passing yards, surpassing Hall of Fame QB Bobby Layne.</p>	Oct. 11, 2015	<p>With five catches vs. Arizona at Ford Field (10/11), WR Calvin Johnson surpasses Herman Moore for most receptions in franchise history (675).</p>
Dec. 8, 2013	<p>WR Calvin Johnson becomes the Lions' all-time leader in receiving yards with a 49-yard performance against the Eagles, passing WR Herman Moore (9,174).</p>	Nov. 5, 2015	<p>President Tom Lewand and Executive Vice President of Football Operations and General Manager Martin Mayhew are dismissed of their duties. Vice President of Pro Personnel Sheldon White is named Interim General Manager and Senior Vice President, Administration and Chief Financial Officer Allison Maki is named Interim Chief Operating Officer.</p>
Dec. 30, 2013	<p>Jim Schwartz is dismissed as head coach.</p>	Nov. 19, 2015	<p>Rod Wood is named Team President. Bob Quinn is named Executive Vice President and General Manager.</p>
Jan. 14, 2014	<p>Jim Caldwell named head coach.</p>	Jan. 8, 2016	<p>WR Calvin Johnson announces retirement from the NFL after nine seasons (2007-15).</p>
Mar. 9, 2014	<p>Lions Owner and Chairman William Clay Ford passes away at age of 88. Mr. Ford purchased the team on January 10, 1964 and owned the team for 50 years.</p>	Mar. 8, 2016	<p>QB Matthew Stafford leads Detroit to a 20-17 win over Washington at Ford Field in his 100th career start, becoming the first QB in franchise history to reach that milestone.</p>
Mar. 10, 2014	<p>Martha Firestone Ford succeeds William Clay Ford as Owner and Chairman of the Board.</p>	Oct. 23, 2016	<p>With a comeback win over Chicago, Detroit sets a new NFL record , for the most wins in a season after trailing in the fourth quarter with eight, surpassing the previous total of seven set by the 2009 Colts (also coached by Jim Caldwell).</p>
Oct. 29., 2014	<p>QB Matthew Stafford becomes the Lions all-time leader in career passing touchdowns with 119, following a 325-yard, two-touchdown performance in the team's 22-21 comeback-win over Atlanta in London, England. He broke Hall of Fame QB Bobby Layne's previous record of 118. The game was played in London's Wembley Stadium as part of the NFL International Series, marking the first time the Lions played a regular season game overseas.</p>	Dec. 11, 2016	<p>Lions finish 2016 with a 9-7 record. By earning a playoff berth in 2016, Head Coach Jim Caldwell joins Buddy Parker (1952, 1953) and Bobby Ross (1997, 1999) as the only coaches in Lions history to lead the team to the playoffs twice in their first three seasons with the club.</p>
Nov. 27, 2014	<p>C Dominic Raiola becomes the first player in Lions history to start 200 games. He surpassed LB Wayne Walker who started 197 games from 1958-72.</p>	Jan. 7, 2017	
Nov. 27, 2014	<p>With 146 receiving yards against Chicago (11/27), WR Calvin Johnson surpasses 10,000 career yards and becomes the first player in Lions history with 10,000 yards.</p>		
Dec. 21, 2014	<p>Lions defeat Chicago Bears 20-14 as Jim Caldwell becomes the third Lions head coach to lead the Lions to the playoffs in his first season with the club, joining George Wilson (1957) and Bobby Ross (1997) as the only coaches to accomplish this feat in team history.</p>		
July 2, 2015	<p>Lions Hall of Fame TE Charlie Sanders passes away at the age of 68 after</p>		

DETROIT LIONS YEAR-BY-YEAR RESULTS CONT.

LIONS VS. NFC TEAMS

Regular Season	G	W	L	T	Pct
Arizona	66	33	28	5	.500
Atlanta	36	24	12	0	.667
Carolina	7	2	5	0	.286
Chicago	174	72	97	5	.428
Dallas	24	11	13	0	.458
Green Bay	173	68	98	7	.395
Los Angeles	84	40	43	1	.482
Minnesota	111	38	71	2	.351
New Orleans	24	12	11	1	.520
New York Giants	43	21	21	1	.500
Philadelphia	33	15	16	2	.484
San Francisco	64	27	36	1	.429
Seattle	13	5	8	0	.385
Tampa Bay	56	30	26	0	.527
Washington	41	14	27	0	.341
Total	949	412	512	25	.447

LIONS VS. AFC TEAMS

Regular Season	G	W	L	T	Pct.
Baltimore	4	1	3	0	.250
Buffalo	10	4	5	1	.450
Cincinnati	11	3	8	0	.273
Cleveland	19	15	4	0	.789
Denver	12	5	7	0	.417
Houston	4	1	3	0	.250
Indianapolis	42	19	21	2	.476
Jacksonville	6	3	3	0	.500
Kansas City	13	5	8	0	.385
Miami	11	4	7	0	.364
New England	11	4	7	0	.363
New York Jets	13	7	6	0	.538
Oakland	12	6	6	0	.500
Pittsburgh	34	16	17	1	.485
San Diego	11	4	7	0	.364
Tennessee	12	3	9	0	.250
Total	225	100	121	4	.462

* The Pittsburgh Steelers merged with the Philadelphia Eagles for the 1943 season and the Chicago Cardinals for the 1944 season as a wartime emergency measure. The three games played against Detroit are reflected in all teams' series records.

LIONS POSTSEASON

Game	G	W	L	Pct	Home	Road
NFL Champ.	5	4	1	.800	3-0	1-1
NFC Champ.*	6	4	2	.667	3-0	1-2
Divisional [^]	5	3	2	.600	2-0	1-2
Wild Card [#]	9	0	9	.000	0-1	0-8
Total	20	7	13	.350	5-1	2-12

* includes NFL Championship Games (1933-69)

[^] includes Second-Round Playoff Games (1982) and special playoff games to break ties for NFL Division or

Conference Championships (1941, 1943, 1947, 1950, 1952, 1957, 1958 and 1965)

[#] Since 1978, includes First-Round Playoff Games (1982)

LIONS VS. DEFUNCT TEAMS

Regular Season	G	W	L	T	Pct
Baltimore Colts	1	1	0	0	1.000
Boston Yanks	5	3	2	0	.600
Brooklyn Dodgers/Tigers	15	12	3	0	.800
Cincinnati Reds	3	2	1	0	.667
Cleveland Indians	2	2	0	0	1.000
Dallas Texans	2	2	0	0	1.000
Frankford Yellow Jackets	4	3	1	0	.750
Minneapolis Red Jackets	2	1	1	0	.500
New York Yanks	5	3	1	1	.700
Newark Tornadoes	1	1	0	0	1.000
St. Louis Gunners	1	1	0	0	1.000
Staten Island Stapletons	5	3	0	2	.800
Total	46	34	9	3	.772

COACHING CHANGES

[#] John Karcis (0-8) replaced Bill Edwards, who began 1942 season with a 0-3 record;

* Tommy Hudspeth (5-5) replaced Rick Forzano, who began 1976 season with a 1-3 record

[@] Wayne Fontes (2-3) replaced Darryl Rogers, who began 1988 season with a 2-9 record

^{\$} Gary Moeller (4-3) replaced Bobby Ross, who began 2000 season with a 5-4 record

⁺ Dick Jauron (1-4) replaced Steve Mariucci, who began the 2005 season with a 4-7 record.

CALCULATING TIES

Ties were not calculated in winning percentage (wins/wins + losses) prior to 1972. Since 1972, ties have counted as half-a-win when calculating winning percentage (wins + .5 ties/games played).

LIONS TALES

NAMING THE LIONS

When the team moved to Detroit from Portsmouth, Ohio in 1934, the organization settled on the name that would be uttered in Detroit and all around the league to this very day. After deciding to be known as the Lions, (staying consistent with the jungle cat image of the city's baseball team, the Tigers) two Lion cubs were given to the team by John Millen of the Detroit Zoo. Their names were "Grid" and "Iron." They accompanied the team to all of their games.

- The previous Detroit professional football teams were known as the Heralds, Panthers and the Wolverines.

HOMES OF THE DETROIT LIONS

In 2002, the Lions moved into their current home, Ford Field, in downtown Detroit. It marked the team's return to the city for the first time since 1974.

STADIUM	YEARS
Spartan Stadium (Portsmouth, Ohio)	1930-33
University of Detroit Stadium	1934-37
Briggs Stadium (later named Tiger Stadium)	1938-74
Pontiac Silverdome	1975-01
Ford Field	2002-

GRIDIRON HEROES

As the new pro football franchise took root in Detroit, owner G.A. Richards called for an original fight song to be written for the Lions. In the late 1930s, Wayne State University director of bands Graham T. Overgard, who was also the Lions' director of entertainment, penned the lyrics and music for "Gridiron Heroes-The Victory Song of the Detroit Lions."

"Gridiron Heroes" has become one of the NFL's oldest and most popular songs today, and it is still played after each Lions' score.

[Verse]

Hail the colors Blue and Silver let them wave.
Sing the song and cheer the Gridiron Heroes
brave,

Fighting for fame, winning the game.
Dashing to victory as they go.

[Chorus]

Forward down the field,
A charging team that will not yield.
And when the Blue and Silver wave,
Stand and cheer the brave.

Rah, Rah, Rah!
Go hard win the game.
With honor you will keep your fame
Down the field and gain,
A Lion victory!

PAPER LION

Filming of the George Plimpton book, "Paper Lion," began in early 1968. Alan Alda starred as Plimpton, the Sports Illustrated feature writer who masqueraded as a quarterback with the Lions during training camp. The world premiere was held Thursday, Oct. 3, 1968, at the Adams Theatre. The film introduced Lauren Hutton to the silver screen, and featured actual members of the Detroit Lions, including coach Joe Schmidt, Alex Karras, John Gordy, Mike Lucci, Pat Studstill and Roger Brown.

- The 2003 season marked the 40th anniversary of George Plimpton's visit to Lions' training camp when he began writing the original script for his book. Last year was also the 35th anniversary of the "Paper Lion" movie release.
- The Detroit Lions reunited most of the cast in 2003 with a "Paper Lion" reunion that was held in September. Forty players, including Plimpton and Karras, rekindled friendships that formed during their experience together in the 1960s.
- The reunion turned out to be the final chapter of Plimpton's life as he passed away days later (September 26, 2003) at the age of 76.

IN MEMORIAM

Several members of the Detroit Lions served in World War II and made the ultimate sacrifice for their country in the fight against fascism.

- Lt. **Charles Behan** was killed by Japanese machine gun fire on Okinawa, May 18, 1945.
- Sgt. **Alex Ketzko** was killed in France with Patch's Seventh Army, Dec. 23, 1944.
- Lt. **Chet Wetterlund** was killed flying a Navy Hellcat on night patrol along the New Jersey coast, Sept. 5, 1944.

DECADE OF DOMINANCE

Only a handful of great teams over the years in the NFL can claim the title of dynasty. One of those great teams was the Detroit Lions in the 1950s when the franchise captured world championships three times in a six-year span. Winning three championships in six years has occurred only nine times by eight different teams in the history of the NFL.

- Detroit won back-to-back titles in 1952 and 1953 and became the third team since the beginning of NFL Championship games in 1933 to win championships in consecutive years.
- Overall since '33, back-to-back titles has occurred just 15 times. Including 1954, the Lions appeared in the NFL title game four times in a six-year period.

DEEP IN THE HEART OF TEXAS

The Detroit Lions have a deep history of outstanding players who have Texas roots. Five players on the Lions' All-Time Team played college football in the Lone Star State, including: QB **Bobby Layne** (Texas), S **Yale Lary** (Texas A&M), RB **Doak Walker** (Southern Methodist), G **Harley Sewell** (Texas), and DT **Doug English** (Texas). Layne, Lary and Walker are all

members of the Pro Football Hall of Fame.

- Joining those stars on the franchise's All-Time Team are Texas prepsters CB Dick "Night Train" Lane (Austin), who is also a member of the Pro Football Hall of Fame, and RB Billy Sims (Hooks).
- Layne, Lane, Lary and Walker are all members of the **Pride of the Lions** charter class.

Texas roots go back even deeper with Layne and Walker who grew up only a few blocks apart in Dallas, Texas, and were childhood friends. Both players started in the backfield at Highland Park High School in 1943. After stints in the military during World War II, Layne went to Texas University while Walker played for rival Southern Methodist University. The two were reunited when they joined the Lions in 1950.

- That connection has been revisited with the Lions drafting QB Matthew Stafford with the first overall pick in the 2009 NFL Draft. Stafford also is from Highland Park, Texas and went to the same high school as Layne and Walker.
- He was joined in the first round of 2009 NFL Draft by another Texas prep star when the Lions drafted TE Brandon Pettigrew, who is from Tyler, Texas.

The Lions' current roster with connections to the Lonestar State:

- **Texas AGM:** LS Don Muhlbach (Lufkin)
- **Texas Tech:** DE Kerry Hyder (Austin)
- **Texas:** CB Quandre Diggs (Angleton)
- **Others Texas prepsters (High School hometown):** DT A'Shawn Robinson (Fort Worth), QB Matthew Stafford (Highland Park), C Travis Swanson (Kingwood), TE Cole Wick (Hallettsville)

THE ORIGINAL DETROIT LIONS OFFICES

Where were the first offices of the Detroit Lions located? Shortly after the club's move from Portsmouth, Ohio, Lions owner G.A. Richards, who also owned radio station WJR, set up Head Coach George "Potsy" Clark with a temporary office in room 2107 of the Fisher Building, in downtown Detroit.

- Since 2002, the Lions have operated out of the team's headquarters in Allen Park, with portions of the organization's business operations housed in the old Hudson's warehouse portion of Ford Field.

LIONS TRAINING CAMP LOCATIONS

Since their first training camp in 1934, the Lions have trained at 10 different sites during the preseason.

SITE	YEARS	CITY
Cranbrook	1934-41	Bloomfield Hills
Charlevoix	1942	Charlevoix
West Shore Golf Club	1943-44	Grosse Ile
➤ Assumption College	1945	Windsor, Ontario
Alma College	1946-48	Alma
Michigan State Normal College	1949-56	Ypsilanti
Cranbrook	1957-74	Bloomfield Hills
Oakland University	1975-89	Rochester
Pontiac Silverdome	1990-96	Pontiac
Saginaw Valley St. University	1997-01	Saginaw
Lions Practice Facility	2002-	Allen Park

LONGEST TENURED COACHES

Lions Defensive Assistant **Don Clemons** retired in February 2012 after serving 27 seasons on the Lions coaching staff, the most by any coach in franchise history. Clemons has served at least 10 years more than any coach who has ever worked for the Lions.

COACH	YEARS	SEASONS
Clemons, Don	1985-11	27
Forte, Aldo	1950-1965	16
Wilson, George	1949-1964	16
Arapoff, Jason	2001-15	15
Doll, Don	1963-64, 78-88	13
Fontes, Wayne	1985-96	12
Hill, Bert	1990-00	11
Priefer, Chuck	1997-06	10
Kwan, Stan	1997-00, 04-09	10

LIONS THANKSGIVING DAY TRADITION



It was, legend says, a typically colorful, probably chilly, November day in 1622 that Pilgrims and Native Americans celebrated the new world's bounty with a sumptuous feast.

They sat together at Plymouth Plantation (they spelled it Plimouth) in Massachusetts, gave thanks for the goodness set before them, then dined on pumpkin pie, sweet potatoes, maize, cranberry sauce, turkey and who knows what else.

Actually, fish was just as predominant a staple. And history books say pumpkin pie really debuted a year later. But regardless of the accuracy of the details, that's how Thanksgiving Day is seen by Americans – except Detroiters.

They may have most of the same images as everyone else, but with a new twist that began in 1934.

That's when Detroiters and their outstate Michigan compatriots found themselves at the dawn of an unplanned behavior modification, courtesy of George A. "Dick" Richards, owner of the city's new entry in the National Football League: The Detroit Lions. - Larry Paladino, Lions Pride, 1993

Four generations of Detroiters have been a proud part of the American celebration of Thanksgiving. The relationship between Detroit and Thanksgiving dates back to 1934 when owner G.A. Richards scheduled a holiday contest between his first-year Lions and the Chicago Bears. Some 80 years later, fans throughout the State of Michigan have transformed an annual holiday event into the single greatest tradition in the history of American professional team sports. Indeed, if **football** is America's passion, **Thanksgiving football** is Detroit's passion.

The game was the brainchild of Richards, the first owner of the Detroit Lions. Richards had purchased the team in 1934 and moved the club from Portsmouth, Ohio to the Motor City. The Lions were the new kids in town and had taken a backseat to the baseball Tigers. Despite the fact the Lions had lost only one game prior to Thanksgiving in 1934, the season's largest crowd had been just 15,000.

The opponent in 1934 was the undefeated, defending World Champion Chicago Bears. The game would determine the champion of the Western Division. Richards had convinced the NBC Radio Network to carry the game coast-to-coast (94 stations) and additionally, an estimated 26,000 fans jammed into the University of Detroit Stadium while thousands more disappointed fans were turned away. The game was the NFL's first on a national broadcast.

In 2009, the Lions Thanksgiving Day game against Green Bay marked the NFL's 75th anniversary of the first NFL national game broadcast. Graham McNamee was the announcer for

NBC Radio for that historic game in 1934.

Despite two Ace Gutowsky touchdowns, the Bears won the inaugural game 19-16, but a classic was born. Since 1934, 74 games have been played with the Lions holding a 35-38-2 (.480) record in the series. And each game, in its own way, continues to bring back memories of Thanksgiving, not only to Lions fans, but to football fans across the nation.

THANKSGIVING DAY FACTS

- The series began November 29, 1934 when Detroit played host to the Chicago Bears. In the first Thanksgiving Day game, the Lions were defeated by the Bears 19-16.
- A total of 77 games have been played with the Lions owning a 37-38-2 record in the annual holiday classic.
- More than 4 million fans have witnessed the Lions' 77 Thanksgiving Day games. The total attendance for the first 77 games is 4,371,428 an average of 56,771 fans per game.
- Detroit has won on Thanksgiving Day in each of the past four seasons, marking the team's longest streak in the holiday classic since winning four-straight from 1997-2000.
- The Lions have played 24 different teams since the first Thanksgiving Day game. The most common opponent has been the Green Bay Packers, who the Lions played in 2013 for the 21st time in the Thanksgiving series. Their second most common opponent is the Chicago Bears (16 times).
- The two highest scoring games were a 44-40 Packers' win in 1986 and a 52-35 Detroit romp over Green Bay in 1951.
- The lowest scoring game was a 12-0 Philadelphia win in the 1968 "Mud Bowl."
- Twelve times in the series has a game been decided by three points or less, with the Lions' record standing at 5-5-2 in those meetings.
- The most lopsided game was a 45-3 Lions win over Pittsburgh in 1983.
- Seven shutouts have been recorded, but only one by the Lions (20-0 over the Bears in 1979).
- Three Thanksgiving Day games have gone into overtime. The first came in 1980 when the Bears' David Williams returned the opening kickoff of OT for a 95-yard touchdown. At the time, the game marked the shortest overtime game in NFL history (21 seconds). The second overtime game occurred in 1998 when the Lions defeated the Steelers 19-16 on a 42-yard Jason Hanson field goal in a game that will be remembered for the controversial coin toss before overtime began. The third occurred against the Houston Texans in 2012 in a game categorized by back-and-forth possessions and two missed field goals from each side, with Houston K Shayne Graham pulling out a 32-yarder for the win.

THANKSGIVING RESULTS

Year	Opp	W/L/T	Score	Att	W	L	T
1934	Chicago Bears	L	16-19	26,000	10	3	0
1935	Chicago Bears	W	14-2	18,000	7	3	2
1936	Chicago Bears	W	13-7	22,000	8	4	0
1937	Chicago Bears	L	0-13	24,173	7	4	0
1938	Chicago Bears	W	14-7	26,200	7	4	0
1939	Series Interrupted	During World War II					
1940	Series Interrupted	During World War II					
1941	Series Interrupted	During World War II					
1942	Series Interrupted	During World War II					
1943	Series Interrupted	During World War II					
1944	Series Interrupted	During World War II					
1945	Cleveland Rams	L	21-28	40,017	7	3	0
1946	Boston Yanks	L	10-34	13,010	1	10	0
1947	Chicago Bears	L	14-34	27,214	3	9	0
1948	Chicago Cardinals	L	14-28	22,099	2	10	0
1949	Chicago Bears	L	7-28	22,912	4	8	0
1950	New York Yanks	W	49-14	28,000	6	6	0
1951	Green Bay	W	52-35	32,247	7	4	1
1952	Green Bay	W	48-24	39,101	9	3	0
1953	Green Bay	W	34-15	52,547	10	2	0
1954	Green Bay	W	28-24	55,532	9	2	1
1955	Green Bay	W	24-10	51,685	3	9	0
1956	Green Bay	L	20-24	54,087	9	3	0
1957	Green Bay	W	18-6	54,301	8	4	0
1958	Green Bay	W	24-14	50,971	4	7	1
1959	Green Bay	L	17-24	49,211	3	8	1
1960	Green Bay	W	23-10	54,123	7	5	0
1961	Green Bay	L	9-17	55,662	8	5	1
1962	Green Bay	W	26-14	57,598	11	3	0
1963	Green Bay	T	13-13	54,016	5	8	1
1964	Chicago	L	24-27	52,231	7	5	2
1965	Baltimore	T	24-24	55,036	6	7	1
1966	San Francisco	L	14-41	53,189	4	9	1
1967	L.A. Rams	L	7-31	54,389	5	7	2
1968	Philadelphia	L	0-12	47,909	4	8	2
1969	Minnesota	L	0-27	57,906	9	4	1
1970	Oakland	W	28-14	56,597	10	4	0
1971	Kansas City	W	32-21	54,418	7	6	1
1972	New York Jets	W	37-20	54,418	8	5	1
1973	Washington	L	0-20	54,418	6	7	1
1974	Denver	L	27-31	53,314	7	7	0
1975	L.A. Rams	L	0-20	69,552	7	7	0
1976	Buffalo	W	27-14	66,875	6	8	0
1977	Chicago	L	14-31	71,373	6	8	0
1978	Denver	W	17-14	71,785	7	9	0
1979	Chicago	W	20-0	66,219	2	14	0
1980	Chicago	L	17-23ot	75,397	9	7	0
1981	Kansas City	W	27-10	76,735	8	8	0
1982	New York Giants	L	6-13	64,348	4	5	0
1983	Pittsburgh	W	45-3	77,724	9	7	0
1984	Green Bay	W	31-28	63,696	4	11	1
1985	New York Jets	W	31-20	65,531	7	9	0
1986	Green Bay	L	40-44	61,199	5	11	0
1987	Kansas City	L	20-27	43,820	4	11	0
1988	Minnesota	L	0-23	46,479	4	12	0
1989	Cleveland	W	13-10	65,624	7	9	0

1990	Denver	W	40-27	73,896	6	10	0
1991	Chicago	W	16-6	78,879	12	4	0
1992	Houston Oilers	L	21-24	73,711	5	11	0
1993	Chicago	L	6-10	76,699	10	6	0
1994	Buffalo	W	35-21	75,672	9	7	0
1995	Minnesota	W	44-38	74,559	10	6	0
1996	Kansas City	L	24-28	75,079	5	11	0
1997	Chicago	W	55-20	77,904	9	7	0
1998	Pittsburgh	W	19-16ot	78,139	5	11	0
1999	Chicago	W	21-17	77,905	8	8	0
2000	New England	W	34-9	77,923	9	7	0
2001	Green Bay	L	27-29	77,730	2	14	0
2002	New England	L	12-20	62,109	3	13	0
2003	Green Bay	W	22-14	62,123	5	11	0
2004	Indianapolis	L	9-41	63,107	6	10	0
2005	Atlanta	L	7-27	62,390	5	11	0
2006	Miami	L	10-27	61,562	3	13	0
2007	Green Bay	L	26-37	63,257	7	9	0
2008	Tennessee	L	10-47	60,112	0	16	0
2009	Green Bay	L	12-34	57,383	2	14	0
2010	New England	L	24-45	60,965	6	10	0
2011	Green Bay	L	15-27	66,263	10	6	0
2012	Houston	L	31-34ot	64,827	4	12	0
2013	Green Bay	W	40-10	64,934	7	9	0
2014	Chicago	W	34-17	64,175	11	5	0
2015	Philadelphia	W	45-14	64,445	7	9	0
2016	Minnesota	W	16-13	63,793	9	7	0

THANKSGIVING RECORDS VS. OPPONENTS

Team	Overall				Ford Field			Last	
	G	W	L	T	W	L	T		
Arizona	1	0	1	0	.000	0	0	0	11/25/48
Atlanta	1	0	1	0	.000	0	1	0	11/24/05
Boston	1	0	1	0	.000	0	0	0	11/28/46
Buffalo	2	2	0	0	1.000	0	0	0	11/24/94
Chicago	16	8	8	0	.500	1	0	0	11/27/14
Cleveland	1	1	0	0	1.000	0	0	0	11/23/89
Denver	3	2	1	0	.667	0	0	0	11/22/90
Green Bay	21	12	8	1	.579	2	3	0	11/28/13
Houston	1	0	1	0	.000	0	1	0	11/22/12
Indianapolis	2	0	1	1	.000	0	1	0	11/25/04
Kansas City	4	2	2	0	.500	0	0	0	11/28/96
Los Angeles	3	0	3	0	.000	0	0	0	11/27/75
Miami	1	0	1	0	.000	0	1	0	11/23/06
Minnesota	4	2	2	0	.500	0	0	0	11/24/16
New England	3	1	2	0	.333	0	2	0	11/25/10
New York Giants	1	0	1	0	.000	0	0	0	11/25/82
New York Jets	2	2	0	0	1.000	0	0	0	11/28/85
New York Yanks	1	1	0	0	1.000	0	0	0	11/23/50
Oakland	1	1	0	0	1.000	0	0	0	11/26/70
Philadelphia	2	1	1	0	.500	1	0	0	11/26/15
Pittsburgh	2	2	0	0	1.000	0	0	0	11/26/98
San Francisco	1	0	1	0	.000	0	0	0	11/24/66
Tennessee	2	0	2	0	.000	0	1	0	11/27/08
Washington	1	0	1	0	.000	0	0	0	11/22/73
Totals	77	37	38	2	.494	4	10	0	11/24/16

THANKSGIVING RECORDS BY THE DECADES

Decade	G	W	L	T	Pct.
1930s	5	3	2	0	.600
1940s	5	0	5	0	.000
1950s	10	8	2	0	.800
1960s	10	2	6	2	.250
1970s	10	6	4	0	.600
1980s	10	5	5	0	.500
1990s	10	7	3	0	.700
2000s	10	2	8	0	.200
2010s	7	4	3	0	.571
Totals	77	37	38	2	.494

(1939-44: Series Interrupted During WWII)

Note: Prior to 1972, a team's winning pct. was calculated using wins and losses, disregarding ties. (Ex: Detroit's record in the 1960s was 2-6-2 and their winning pct. was .250, two wins/two wins + six losses). Since 1972, ties have been calculated in winning pct. as a half-a-win.

THANKSGIVING GAME RECORDS

RUSHING

Yards					
Lions:	198	Bob Hoernschemeyer	11/23/50	NYJ	
Opp:	273	O.J. Simpson	11/25/76	Buf	
Attempts					
Lions:	28	Barry Sanders	11/23/89	Cle	
Opp:	29	O.J. Simpson	11/25/76	Buf	
Touchdowns					
Lions:	3	Barry Sanders	11/27/97	Chi	
Opp:	3	Ed Podolak	11/25/71	KC	

PASSING

Yards					
Lions:	441	Matthew Stafford	11/22/12	Hou	
Opp:	384	Warren Moon	11/23/95	Min	
Attempts					
Lions:	61	Matthew Stafford	11/22/12	Hou	
Opp:	48	Matt Schaub	11/22/12	Hou	
Completions					
Lions:	34	Matthew Stafford	11/27/14	Chi	
Opp:	31	Brett Favre	11/22/07	GB	
Touchdown Passes					
Lions:	5	Matthew Stafford	11/26/15	Phi	
Opp:	6	Peyton Manning	11/25/04	Ind	

RECEIVING

Yards					
Lions:	169	Herman Moore	11/24/94	Buf	
Opp:	303	Jim Benton	11/22/45	Cle	
Receptions					
Lions:	12	Brett Perriman	11/23/95	Min	
Opp:	12	Marvin Harrison	11/25/04	Ind	
Touchdowns					
Lions:	3	Cloyce Box	11/23/50	NYJ	
	3	Cloyce Box	11/27/52	GB	
	3	Leonard Thompson	11/28/85	NYJ	
	3	Calvin Johnson	11/26/15	Phi	
	3	Bill Howton	11/27/52	GB	
	3	Marvin Harrison	11/25/04	Ind	
	3	Brandon Stokley	11/25/04	Ind	

RETURNS

Return Touchdowns

Lions:	2 PR	Jack Christiansen	11/22/51	GB
	1 PR, 1 INT	Jack Christiansen	11/25/54	GB
Opp:	1 PR	MR: David Palmer	11/23/95	Min

SCORING

Extra Points

Lions:	7	Jason Hanson	11/27/97	Chi
	7	Doak Walker	11/23/50	NYJ
	7	Doak Walker	11/22/51	GB
Opp:	6	Shayne Graham	11/25/10	NE

Field Goals

Lions:	5	Jason Hanson	11/27/03	GB
Opp:	4	Sam Baker	11/28/68	Phi
	4	Rob Bironas	11/27/08	Ten

TOTAL TOUCHDOWNS

Lions:	3 Ru	Barry Sanders	11/27/97	Chi
	3 Pa	Cloyce Box	11/23/50	NYJ
	3 Pa	Cloyce Box	11/27/52	GB
	3 Pa	Leonard Thompson	11/28/85	NYJ
	3 Pa	Calvin Johnson	11/26/15	Phi
Opp:	3 Pa	Bill Howton	11/27/52	GB
	3 Ru	Ed Podolak	11/25/71	KC
	2 Pa, 1 PR	Walter Stanley	11/27/86	GB
	3 Pa	Marvin Harrison	11/24/04	Ind
	3 Pa	Brandon Stokley	11/24/04	Ind

SACKS

Lions:	3.5	Ezekiel Ansah	11/26/15	Phi
Opp:	3.0	Carl Hairston	11/23/89	Cle
	3.0	Sean Jones	11/26/92	Hou
	3.0	J.J. Watt	11/22/12	Hou

LONGEST PLAYS

Rushing Play:

Lions:	96t	Bob Hoernschemeyer		
	11/23/50	NYJ		
Opp:	81t	Justin Forsett	11/22/12	Hou

Passing Play

Lions:	97t	B. Layne to C. Box	11/26/53	GB
Opp:	82t	T. Rote to M. McGee	11/25/54	GB

Punt Return

Lions:	89t	Jack Christiansen	11/22/51	GB
Opp:	83t	Walter Stanley	11/27/86	GB

Kickoff Return

Lions:	74	Aveion Cason	11/22/06	GB
Opp:	95t	Dave Williams	11/27/80	Chi

Interception Return

Lions:	102t	Bob Smith	11/24/49	Chi
Opp:	97t	Lawrence Taylor	11/25/82	NYG

Field Goal

Lions:	54	Jason Hanson	11/22/01	GB
Opp:	54	Nick Lowery	11/26/87	KC
	54	Mason Crosby	11/28/13	GB

*MR: Several players, most recent

UNIFORM HISTORY



1934-1947: The first uniform donned by the Detroit Lions included a blue jersey with gleaming silver numerals, silver pants and a silver helmet. The shoes were black. The shade of blue used for the jersey became known as 'Honolulu' blue.

1948: Alvin 'Bo' McMillin joined the Lions after having success as a college coach at Indiana University. Soon after his arrival, McMillin changed the colors of the Lions' uniforms with the new colors resembling those of his Hoosier teams. The organization retained Honolulu blue and silver as their official colors.

- The jersey was scarlet with white numbers and the pants were white with a thin black stripe between two thin scarlet stripes. The helmets were black. All the players wore leather helmets that season due to the league's ban on plastic helmets.
- The team had a second, all-black uniform, which would be worn only for certain important games that McMillin particularly wished to win. The jersey was black with white numbers and the pants were black with a thin scarlet stripe between two thin white stripes.
- The two uniform sets ended up being worn in four different combinations (scarlet/white; black/black; scarlet/black; black/white).



1949: The Lions returned to wearing their Honolulu blue and silver uniforms at home but continued to wear combinations of the scarlet and white uniforms and the all-black uniforms on the road. The team changed the color of their helmet to blue and some players went back to wearing plastic helmets after the NFL lifted the ban on plastic headgear from the previous season.

1950-55: After wearing five different combinations of scarlet, white, black, silver and Honolulu blue in the previous two seasons, the Lions went back to wearing the traditional Honolulu blue and silver uniforms at home and on the road. For most of the 1950 season the team wore blue helmets but went back to wearing silver helmets for the 1951 season. During the early 50's, the NFL did not allow the Lions to wear silver helmets for night games because of their resemblance to the white ball under the night lights. They spray-painted their helmets blue for night games. Also, in 1951, the Lions wore the Detroit 250th Anniversary patch on their left sleeve. The patch was also worn by the Red Wings and Tigers.

1956: This was the first season that the Lions added their uniform numbers to the arm sleeves. Some players, like Lions Hall of Fame LT Lou Creekmur, were unhappy with the change - claiming that it made it harder to get away with holding.

1957-60: The Lions began wearing separate colored uniforms on the road on a permanent basis in 1957. The jersey was white with three blue stripes, one thick between two thin stripes, on the sleeves. The numbers were blue and the helmet and pants remained silver.

- They wore a white jersey on at least one other occasion in a previous season. On October 24, 1954, the Lions wore a similar white uniform in a game at San Francisco which they lost, 37-31, to the 49ers.



1961-67: In 1961, William Clay Ford's first season as the team's president, there were some significant uniform changes. The helmet remained silver with a grey facemask but now had the leaping-lion logo as well as two vertical blue stripes running from the back to the front. The pants also had two vertical blue stripes. Three silver stripes, one thick between two thin, were added to the arm sleeves of the home jersey. The away jersey remained the same.

- During the mid-60s, many players cut off part of the sleeves-giving appearance of only one or two stripes.

1968-69: 1968 was the first year the Lions had a white stripe between the two blue stripes on the helmet. The Lions and the rest of the league wore the NFL 50th Anniversary patch on their left shoulder in 1969.



1970-71: Last names were added to the back of the players' jerseys in silver lettering and white trim was added to the Leaping Lion logo on the helmet in 1970.

- For the second half of the 1971 season, the Lions wore a black band, which was sewn over the thick stripe on the left sleeve on their home and away jerseys, in honor of wide receiver Chuck Hughes. Hughes died of a heart attack with 62 seconds remaining in the fourth quarter against the Chicago Bears on October 24, 1971.

1972: The Honolulu blue home jersey had white trim on the silver numerals and the white jerseys had silver trim on blue numerals for the first time in 1972. It was also the first year that there was a white, vertical stripe between the two blue stripes on the pants.

- The Lions tweaked the striping on the arm-sleeves for that season as well. The home jerseys had the one thick silver stripe between two thin white stripes and the away jersey had the one thick blue stripe between two thin silver stripes.

1973-75: Detroit changed back to the three silver stripes, one thick between two thin, on the sleeves of the Honolulu blue home jersey except now they had white trim. The away white jersey had three blue stripes, one thick between two thin, and they had silver trim.

- For the 1974 season, the Lions wore a black band, which was sewn over the thick stripe on the left sleeve of their home and away jerseys, in honor of Head Coach Don McCafferty who died of a heart attack during training camp.
- 1974 was also the season that the Lions started wearing white shoes.



1976-79: In 1976, the players' numbers were added to the back of the helmet.

1980-81: The Lions changed the dull silver stripes and trimming on their uniforms to a shimmering silver glitter. This only lasted two seasons because of complaints by other teams about the glare.

1982-97:

- **1982:** The Lions changed the color of the numbers on their home jerseys, making them white with silver trim.
- **1983:** The Lions wore a 50th Anniversary patch on their left shoulder. The Lions changed their facemask from silver/grey to Honolulu blue.

- **1991:** The team wore a patch honoring Russ Thomas, a former player and General Manager for the Lions, who had recently passed away. For their final seven games (five regular season, two postseason), each player had a white circle decal with a blue number '60,' on the back right side of the helmet, in honor of RG Mike Uteley. Uteley suffered a spinal cord injury in a game against the Los Angeles Rams on November 17, 1991. The small NFL shield was added to the 'V' of the neck.



- **1992:** They wore a black circle decal with a white number '65,' on the back right side of the helmet, in honor of LG Eric Andolsek, who was killed a few months prior to the season.
- **1993:** The Lions wore a 60th Anniversary patch on their left shoulder.
- **1994:** The Lions wore throwback jerseys for the 1994 season while the NFL was celebrating their 75th anniversary. This version of the uniform was intended to replicate the jersey worn by the Lions in 1935, which was the season that the team won their first world championship. Several players wore a black circle decal with a white number '50,' on the back right side of the helmet in honor of former Lions' LB Toby Caston.

1998: In what turned out to be Barry Sanders final season, the Lions changed their look on the road, wearing blue pants with a white stripe between two silver stripes.



1999: The Lions returned to wearing silver pants (with white stripe between two blue stripes) on the road.

- 2000-02:** In 2000, the Lions moved the numbers that were on the sleeves up to the shoulders.
- The Lions wore a patch commemorating the first game at Ford Field September 22, 2002 against the Green Bay Packers.



2003: The home jersey has a thick silver stripe between two thin blue stripes with white trim and two thin black stripes. The numbers are white with silver trim and outside black trim. The away jersey has a thick blue stripe between two thin silver stripes with white trim and two thin black stripes. The numbers on the away jersey are blue with silver trim and outside black trim.



- The helmet has one vertical white stripe between two blue stripes and two thin black stripes on the outside. The Leaping Lion has white trim and outside black trim and the facemask is black.
- The pants have one vertical thick white stripe between two blue stripes and two thin black stripes.

2005: The Lions introduced a new black alternate jersey featuring Honolulu Blue numbers with silver and white trim. The alternate jersey can be worn in as many as two regular season games and one preseason game.



2008: To commemorate the Detroit Lions 75th Season, the team wore a patch on the home and away jerseys. Additionally, the Lions wore the franchise's classic "throwback" uniform sans 75th Season patch for two games.

2009-16: On April 20, 2009, the Detroit Lions unveiled a new comprehensive brand that included a new logo and new uniforms. As part of the new comprehensive brand, the Lions also introduced a new logotype and a new proprietary font, "NFL Lions." Later in 2012, the NFL launched its new partnership with Nike in April of that year. The Lions uniform featured the NIKE logo but also the new Nike Elite 51 technology. The collar changed from black and silver piping to a solid blue.

Designed and engineered from the inside out, the Nike Elite 51 uniform focused on creating a system where the baselayer, padding, jersey and pant work in concert. New innovations included integrating Nike Flywire Technology into the neckline to reduce weight and provide lockdown fit over pads, increasing sleeve articulation for better range of motion, and integrating new four-way stretch fabrication to provide a streamlined shrink-wrap fit.





2014: Detroit Lions players wore a uniform patch from 2014-16 honoring late team owner William Clay Ford. Mr. Ford, who passed away March 9, 2014, purchased the Lions in November 1963 and officially became sole owner of the team January 10, 1964. The Lions introduced the patch beginning with the regular season opener (September 8) on Monday Night Football at Ford Field when Detroit defeated the New York Giants, 35-14.

LIONS VISUAL IDENTITY

2017: On February 1, 2017 the Lions once again updated the team's logo and typeface as part of a rebranding initiative that also included four new uniform options. The updated logo and typeface includes the removal of black from the brand identity, emphasizing the team's classic color combination of Honolulu blue and silver that has been synonymous with the Detroit Lions since 1934.

HOME HONOLULU BLUE JERSEYS

- The Lions new home jerseys remain Honolulu Blue, a color first established in 1934.
- The numerals were developed and customized specifically for the Lions uniform based on the team's new logotype. They are now silver, trimmed in anthracite - the newest color to the Lions visual system, officially 'dark steel grey.'
- The sleeves feature a silk-screened wide horizontal silver stripe, inside two smaller silver stripes. The wide stripe is stenciled with 'LIONS' on the right sleeve and 'WCF' is featured in front of blue and silver vertical bars on the left sleeve in honor of the team's previous owner, William Clay Ford, Sr.
- Numerals (also silver) remain on the shoulders just above a silver Nike brand 'swoosh.'
- Players' nameplates on the back of the uniform are also silver (no trim) like each set of numerals.



ROAD WHITE JERSEYS

- The road jerseys are the traditional "road whites," with blue numerals trimmed in dark steel grey.
- Sleeves are similar in style to the home uniforms except the striping is Honolulu blue.
- The right sleeve features 'LIONS' screen-printed in white and the left sleeve again features the initials WCF with two vertical bars (Honolulu blue and silver).
- Players' nameplates on the back of the uniform are also Honolulu blue (no trim) like each set of numerals.



COLOR RUSH JERSEY



- The new color rush jerseys are dark steel grey (anthracite) colored with white numerals trimmed in Honolulu blue.
- Sleeves are similar in style to the away uniforms with the Honolulu blue striping.
- The right sleeve features 'LIONS' screen-printed in white and the left sleeve again features the initials WCF with two vertical bars (Honolulu blue and silver).
- Players' nameplates on the back of the uniform are also white (no trim) like each set of numerals.

THROWBACK JERSEY

- The throwback jersey replicates what the team wore in their inaugural season in Detroit (1934) which was the inception of 'Honolulu blue.' The jersey is solid Honolulu blue with silver traditional block numbers; there is no striping on the sleeves or numbers on the shoulders.
- Players' nameplates on the back of the uniform are also silver (no trim) like the numerals.



HELMET

- With the introduction of the new Lions logo, the helmet now features a slightly altered version of the new logo on each side. Instead of being outlined in silver, the outer border is Honolulu blue.
- The facemasks will now be silver.
- 'LIONS' will be on the front bumper of the helmet and 'DETROIT' will be on the back bumper of the helmet in the new Lions logotype.
- At the top middle of the helmet, the striping pattern has been modified to be the same striping pattern as the team's game pants except on a smaller scale.

PANTS AND GAME SOCKS

- Detroit's home game pants will remain in the team's traditional silver. Like the striping pattern on the helmet, the pants vertical trim on the side of the legs are a thick Honolulu blue stripe inside smaller blue stripes.
- Game pants for the away uniforms will be Honolulu blue with silver striping patterned the same as the home game pants.
- For the team's color rush uniform, the pants will be dark steel grey (identical to jersey) with no striping.
- The throwback uniforms will feature silver pants with no striping.
- The game socks, which are the same for the home, road and throwback uniforms, are now solid Honolulu blue. The socks will be dark steel grey for the color rush uniforms to match jersey and pants.

ALL-TIME DETROIT LIONS COACHES

HEAD COACHES SUMMARY

(Since 1930, Includes Postseason Games)

Head Coach	Yrs	No	G	W	L	T	Pct
Hal Griffen	1930	1	14	5	6	3	.455
Potsy Clark	1931-36,40	7	86	54	25	7	.679
Dutch Clark	1937-38	2	22	14	8	0	.636
Gus Henderson	1939	1	11	6	5	0	.545
Bill Edwards	1941-42	1+	14	4	9	1	.308
John Karcis	1942	1-	8	0	8	0	.000
Gus Dorais	1943-47	5	53	20	31	2	.392
Bo McMillin	1948-50	3	36	12	24	0	.333
Buddy Parker	1951-56	6	76	50	24	2	.671
George Wilson	1957-64	8	106	55	45	6	.541
Harry Gilmer	1965-66	2	28	10	16	2	.385
Joe Schmidt	1967-72	6	85	43	35	7	.558
Don McCafferty	1973	1	14	6	7	1	.462
Rick Forzano	1974-76	2+	32	15	17	0	.469
Tommy Hudspeth	1976-77	1+	24	11	13	0	.458
Monte Clark	1978-84	7	107	43	63	1	.413
Darryl Rogers	1985-88	3+	58	18	40	0	.310
Wayne Fontes	1988-96	8+	138	67	71	0	.486
Bobby Ross	1997-2000	3+	59	27	32	0	.474
Gary Moeller	2000	1-	7	4	3	0	.571
Marty Mornhinweg	2001-02	2	32	5	27	0	.156
Steve Mariucci	2003-05	2+	43	15	28	0	.349
Dick Jauron	2005	1-	5	1	4	0	.200
Rod Marinelli	2006-08	3	48	10	38	0	.208
Jim Schwartz	2009-13	5	81	29	52	0	.363
Jim Caldwell	2014-	3	50	27	23	0	.540
TOTALS	1930-2016	85	1237	551	654	32	.458

(25 coaches)

+ Denotes having coached a portion of an additional season; - Denotes having coached less than one season

1942: John Karcis (0-8) replaced Bill Edwards (0-3)

1976: Tommy Hudspeth (5-5) replaced Rick Forzano (1-3)

1988: Wayne Fontes (2-3) replaced Darryl Rogers (2-9)

2000: Gary Moeller (4-3) replaced Bobby Ross (5-4)

2005: Dick Jauron (1-4) replaced Steve Mariucci (4-7)

A		B		C	
*Anderson, Hunk	1939	Bennett, Leeman	1972	Carr, Jim	1975-76
Arapoff, Jason	2001-15	Berry, Raymond	1973-75, '91	Carter, Pat	2006-08
Atkins, Billy	1978-79	*Bingaman, Les	1960-64	Carthon, Maurice	2001-02
Austin, Teryl	2014-	Blacken, Malcolm	2001-09	Catavolos, George	2004-05
		Bonamego, John	2013-14	Cawthon, Pete	1945
		Boudreau, Paul	1994-96	*Christman, Paul	1954-55
		Brettschneider, Carl	1965-66	*Clark, Dutch	
*Bach, Joe	1943-47	Brooks, Larry	2004-05	Head Coach	1937-38
Baker, Brian	1997-00	Brown, Earl	1951	*Clark, Monte	
Baker, Bob	1985-88	Brown, Kippy	2006-08	Head Coach	1978-84
Banta, Bradford	2008-13	Brunner, John	1980-82	*Clark, Potsy	
Barry, Mike	2006-08	Bugel, Joe	1975-76	Head Coach	1934-36, '40
Barry, Joe	2007-08	Bullough, Henry	1993	Clemons, Don	1985-11
Battershell, Carl	1985-88	Burke, Matt	2009-13	Cochran, Red	1956-58
Baugh, Sammy	1966			Colletto, Jim	2007-08
Baughan, Maxie	1980-82			Cooter, Jim Bob	2014-
Beard, Ed	1983-84	Caldwell, Jim		Croom, Sylvester	1997-00
Beatty, Bruce	1975-76	Head Coach	2014-	Crossman, Danny	2010-12
Beightol, Larry	2006	Callahan, Brian	2016-	Cullen, Joe	2006-08
Belichick, Bill	1976-77	Carpenter, Lew	1987-88	Cunningham, Gunther	2009-16

D

*David, Jimmy 1967-72
 Davis, Darrell "Mouse" 1989-90
 Dempsey, Rey 1975
 Doll, Don 1963-64, '78-88
 *Dorais, Gus
 Head Coach 1943-47
 *Dotsch, Rollie 1977
 Dove, Bob 1958-59
 Downing, Todd 2009-13
 Dyer, George 2003

E

Eddy, Jim 1996
 Edsall, Randy 2016
 *Edwards, Bill
 Head Coach 1941
 1942 (3 gms)
 English, Wally 1974-75, 1977

F

Falks, Frank 1997-00
 Fisher, Brandon 2011
Fitzsimmons, Devin 2014-
 Fontes, John 1992-96
 *Fontes, Len 1990-91
 Fontes, Wayne
 Assistant 1985-88
 Head Coach 1988 (5 gms)
 *Forte, Aldo 1989-96
 Forte, Mo, 1950-65
 1995-96
 Forzano, Rick
 Assistant 1973
 Head Coach 1974-76

G

*Gansz, Frank 1989-93
 Gase, Adam 2006-07
 Gash, Sam 2007-12
 Gerhart, Doug 1978
 Gibson, Bob 1976
 Gilmer, Harry
 Head Coach 1965-66
 Glanville, Jerry 1974-76
Godsey, George 2017-
Golden, Al 2016-
 Graf, Rob 1999-00
 Graves, Fred 2005
 Grandelius, Sonny 1964

H

Haley, Charles 2001-02
 Heffernan, Terry 2013-15
 Henderson, Donnie 2006
 *Henderson, Gus
 Head Coach 1939
 Henning, Dan 1992-93
 Henry, Jack 1997-99
 Higgins, Kevin 2001-04

Hill, Bert 1990-00
 Hoaglin, Fred 1978-84
 Holland, Johnny 2003-05
 Holloway, Bob 1973-74
 Horton, Jeff 2009
 Horton, Ray 2002-03
 *Hudspeth, Tommy
 Head Coach 1976-77
 Hughes, Ed 1977

J

Jaumotte, Dave 1991-94
 Jauron, Dick,
 Assistant 2004-05
 Head Coach 2005 (5 gms)
 Jefferson, Shawn 2006-12
 Johnson, Bill 1983-84
 Johnson, Bobby 2013-14
 Jones, June 1989-90

K

*Karcis, John
 Assistant 1942
 Head Coach 1942 (8 gms)
 *Karmelowicz, Bob 2009
 Kazor, Steve 1994-96
 Khayat, Eddie 1973-74, '82-84
 Kirksey, Larry 2001-02
 Knox, Chuck 1967-72
Kocurek, Kris 2009-
 Kugler, Sean 2001-05
 Kwan, Stan 1997-00, 04-09

L

Lake, Jimmy 2008
 Landy, Greg 1995-96
 Lanham, Paul 1985-86
 Lappano, Tim 2009-13
 Lartigue, Kevin 2003-05
 Leachman, Lamar 1990-94
 Levy, Dave 1989-96
 Lewis, Sherman 2002-04
 Linehan, Scott 2009-13
 Loeffler, Scot 2008
 Lombardi, Joe 2014-15
 Lopez, Clayton 2006-08

M

Madden, Joe 1980-84
 Marchibroda, Ted 1982-83
Marciano, Joe 2015-
 Marinelli, Rod
 Head Coach 2006-08
 Mariucci, Steve
 Head Coach 2003-04
 2005 (11 gms)
 Marshall, John 2002
 Martin, Jim 1967-72
 Martz, Mike 2006-07
 Martz, Tim 2007

Matthews, Billie 1989-94
 Mauck, Carl 2001-03
 *McCafferty, Don,
 Head Coach 1973
McCarthy, Michael 2016-
McCullum, Payton 2016-
 McHugh, Mike 2001-02
 McLaughlin, Leon 1973-74
 *McLean, Scooter 1959-63
 *McMillin, Bo,
 Head Coach 1948-50
 *McPeak, Bill 1967-72
 Meyer, John 1973-74
 Misciagna, John 1997-00
 Miller, Burnie 1977
 Miller, Roy 1941-42
 Modkins, Curtis 2013-15
 Modzelewski, Dick 1988-89
 Moeller, Gary
 Assistant 1997-2000
 Head Coach 2000 (7 gms)
 Moore, Tom 1994-96
 Montgomery, Wilbert 2006-07
 Mornhinweg, Marty
 Head Coach 2001-02
 Morris, Pat 2004-05
 Muir, Bill 1985-88
 Murphy, Dennis 1997-2000
 Murphy, Mike 1985-89

N

Nash Jr., Harold 2016-
 Nelsen, Bill 1984
 Norris, Rex 1985-87
 North, John 1965-72
 Novak, Frank 1995-96
 *Nussbaumer, Bob 1957-64

O

O'Dea, Kevin 2002-03
Oden, Tony 2014-
 Olson, Greg 2004-05

P

Palcic, Bob 1997-98
 *Parker, Buddy
 Assistant 1950
 Head Coach 1951-56
 Pasquale, Larry 1979
 Pattera, Herb 1989-95
 Payne, John 1977
 Peccatiello, Larry 1997-2000
 Peters, Floyd 1978-81
 Phillips, Mel 1980-84
 Pires, Glenn 2001-02
 Priefer, Chuck 1997-2006
Prince, Robert 2014-
Prince, Ron 2014-

R

*Ramsey, Buster	1952-59
*Randolph, Clare	1940
Rapp, Vic	1987-88
Raich, Matt	2014-
Rath, Ted	2009-15
Rathman, Tom	2003-05
Raye, Jimmy	1978-79
Reed, Fred	2006-07
Reese, Floyd	1975-77
Renfro, Ray	1965
Roberts, Daron	2009-10
Robertson, Marcus	2012-13
Rogers, Darryl	1985-87
Head Coach	1988 (11 gms)
Ross, Bobby	1997-99
Head Coach	2000 (9 gms)
Rothstein, Evan	2012-
Ruel, Golden Pat	2000
Rymkus, Lou	1966

S

Sanders, Charlie	1989-96
Saunders, Cedric	2006-08
Schmidt, Joe	
Assistant	1966
Head Coach	1967-72
Schnelker, Bob,	1978-81
Schottenheimer, Kurt	2002-03
Schottenheimer, Marty	1978-79
Schuler, Josh	2016-
Schwartz, Jim	
Head Coach	2009-13
Seiple, Larry	1980-84
Selcer, Dick	1997-2002
Shaw, Willie	1985-88
Sheridan, Bill	2014-
Shurmur, Fritz	1975-77
Shipp, Ken	1976
Shula, Don	1960-62
Silverfield, Ryan	2015
*Simpson, Jackie	1983
Smith, Danny	1999-2000
Smith, Richard	2003-04
Snow, Phil	2004-08
Sugarman, Andy	2003-05
Sullivan, Jerry	1997-2000
Sutulovich, Eric	2008

T

Taseff, Carl	1965-66
Teerlinck, John	1995-96
Temerario, Tim	1948-49
*Thomas, Russ	1952-53
Tippett, Howard	1994-96
Tobin, Vince	2001

Tolbert, Kevin	2008
Tollner, Ted	2005
Trestman, Marc	1997

V

Valero, Kyle	2011-13
Voris, Dick	1972

W

Walker, David	2016-
Walton, Tim	2009-12
Wampfler, Jerry	1989-93
Washburn, Jim	2013-14
Washburn, Jeremiah	2009-15
Widenhofer, Woody	1989-92
Williams, Alan	2014-
Williams, Bobby	2003
Williams, Ivy	1985-86
Williams Jr., Steven	2015-
*Wilson, George	
Assistant	1949-56
Head Coach	1957-64
Winslow, Bob	1946-47

Y

Yarno, George	2009-12
Young, Bill	2001

Z

Zorn, Jim	1998-2000
*Zarza, Lou	1948
Zeleznik, Art	1976

*Deceased

ALL-TIME DRAFT

Since 1936

Rd	Ovr	Player	Pos	College
1936				
1	8	Wagner, Sid	G	Michigan State
2	17	Cheshire, Chuck	B	UCLA
3	26	Pilney, Andy	B	Notre Dame
4	35	Biese, Sheldon	B	Minnesota
5	44	Francis, Kavanaugh	C	Alabama
6	53	Mickal, Abe	B	LSU
7	62	Wasicek, Charlie	T	Colgate
8	71	Rennebohn, Dale	C	Minnesota
9	80	Train, Bob	E	Yale
1937				
1	7	Cardwell, Lloyd	B	Nebraska
2	17	Hamrick, Charlie	T	Ohio State
3	27	Huffman, Vern	B	Indiana
4	37	Glassford, Bill	G	Pittsburgh
5	47	Patt, Maury	F	Carnegie Mellon
6	57	Bell, George	G	Purdue
7	67	Sprague, John	E	SMU
8	77	Sayre, Elvin	C	Illinois
9	87	Kelley, Larry	E	Yale
10	97	Bell, Kay	T	Washington State
1938				
1	6	Wojciechowicz, Alex	C	Fordham
3	21	Smith, Pete	E	Oklahoma
5	36	Bershak, Andy	E	North Carolina
6	46	Schleckman, Karl	T	Utah
7	56	Szakash, Paul	B	Montana
8	66	Nardi, Dick	B	Ohio State
9	78	Sirtosky, Jim	G	Indiana
10	86	Wolf, Ralph	C	Ohio State
11	96	Douglas, Clarence	B	Kansas
12	106	Frank, Clint	B	Yale
1939				
1	7	Pingel, John	B	Michigan State
3	22	Weiss, Howie	B	Wisconsin
5	37	Maronic, Steve	T	North Carolina
6	47	Wendlick, Joe	E	Oregon State
7	57	Tutty, Darrell	B	East Texas State
8	67	Trzuskowski, Dick	T	Idaho
9	77	Calihan, Bill	B	Nebraska
10	87	George, Ray	T	USC
11	97	Calvelli, Tony	C	Stanford
12	107	Coughlin, Jim	E	Santa Clara
13	117	Hutchins, Prescott	G	Oregon State
14	127	Means, Art	G	Washington
15	137	Hodge, Gene	G	East Texas State
16	147	Lazetich, Bill	B	Montana
17	157	Neihaus, Ralph	T	Dayton
18	167	Niemant, Dutch	B	New Mexico
19	177	Tonelli, Amerigo	G	USC
20	187	McDonald, Jim	C	Illinois
21	192	Waters, Merrill	E	BYU
22	197	Howe, Al	T	Xavier

1940

1	6	Nave, Doyle	B	USC
3	21	Fisk, Bill	E	USC
5	36	Smith, Harry	G	USC
6	46	Rike, Jim	C	Tennessee
7	56	Winslow, Bob	F	USC
8	66	Tranavitch, Bill	B	Rutgers
9	76	Haas, Bob	T	Missouri
10	86	DeWitte, Leon	B	Purdue
11	96	Prasse, Erwin	E	Iowa
12	106	Binder, Ken	B	Carroll
13	116	Bowers, Justin	T	Oklahoma
14	126	Morlock, Jack	B	Marshall
15	136	Rouse, Stillman	F	Missouri
16	146	Padley, Jack	B	Dayton
17	156	Hackenbruck, John	T	Oregon State
18	166	Ribar, Frank	G	Duke
19	176	McCarthy, Herb	B	Denver
20	186	Parten, Dub	T	Centenary
21	191	Morgan, Malvern	C	Auburn
22	196	Orf, Bob	E	Missouri
1941				
1	5	Thomason, Jim	B	Texas AGM
2	15	Goodreault, Gene	E	Boston College
3	20	Hopp, Harry	B	Nebraska
4	30	Lio, Augie	G	Georgetown
5	35	Nelson, Bob	C	Baylor
6	45	Tripson, John	E	Wake Forest
7	55	Jett, John	E	Wake Forest
8	65	Manzo, Joe	T	Boston College
9	75	Davis, Jasper	B	Duke
10	85	Pavelec, Ted	B	Detroit
11	95	Piepul, Milt	T	Notre Dame
12	105	Jefferson, Billy	B	Mississippi State
13	115	Britt, Maurice	E	Arkansas
14	125	Schibanoff, Alex	T	Franklin & Marshall
15	135	Scott, Perry	F	Muhlenberg
16	145	Sarres, George	C	Providence
17	155	Gage, Fred	B	Wisconsin
18	165	Ishmael, Charlie	B	Kentucky
19	175	Isberg, Len	B	Oregon
20	185	Friedlander, Paul	B	Carnegie-Mellon
1942				
1	5	Westfall, Bob	B	Michigan
2	15	Bauman, Alf	T	Northwestern
3	20	Dethman, Bob	B	Oregon
4	30	Sanzotta, Dorm	B	Case West. Reserve
5	35	Blalock, Joe	F	Clemson
6	45	Evans, Murray	B	Hardin-Simmons
7	55	Colella, Tommy	B	Canisius
8	65	Franceski, Joe	T	Scranton
9	75	Banjavic, Emil	B	Arizona
10	85	Diehl, Bill	C	Iowa
11	95	Polanski, John	B	Wake Forest
12	105	Stringfellow, Joe	E	So. Mississippi
13	115	Arena, Tony	C	Michigan State
14	125	Heinberg, Wolf	T	Cal-Santa Barbara

15	135	Speedie, Mac	E	Utah
16	145	Bynum, Firman	T	Arkansas
17	155	Fisher, Dick	B	Ohio State
18	165	Speth, George	T	Murray State
19	175	Heaton, Blair	E	Susquehanna
20	185	Collins, Ben	B	West Texas State

1943

1	1	Sinkwich, Frank	B	Georgia
2	11	Schreiner, Dave	E	Wisconsin
3	16	Ashcom, Dick	T	Oregon
4	26	Hamer, Ralph	B	Furman
5	31	Wickett, Lloyd	T	Oregon State
6	41	Jones, Casey	B	Union (Tenn.)
7	51	Sizemore, Paul	E	Furman
8	61	Poschner, George	E	Georgia
9	71	Irish, Jack	T	Arizona
10	81	Fenton, Jack	B	Michigan State
11	91	Renfro, Dick	B	Washington State
12	101	Kolesar, Bob	G	Michigan
13	111	Huntsinger, Del	B	Portland
14	121	Dernoncourt, Ellard	E	St. Louis
15	131	Woodward, Dick	E	Colorado
16	141	Marv, Bass	T	William & Mary
17	151	Peelish, Vic	G	West Virginia
18	161	Maeda, Chet	B	Colorado State
19	171	Kusynski, Bernie	E	Penn
20	181	Scanland, Al	B	Oklahoma State
21	191	Lohry, Royal (Ace)	B	Iowa State
22	201	Holland, Percy	G	LSU
23	211	Fitzgerald, Mike	G	Missouri
24	221	Remington, Will	C	Washington State
25	231	Hamm, Huel	B	Oklahoma
26	241	Konopka, Irv	T	Idaho
27	251	Fears, Chuck	T	UCLA
28	261	Ekern, Bert	E	Missouri
29	271	Wagner, Virgil	B	Millikin
30	281	Kaplan, Many	B	Western Maryland

1944

1	4	Graham, Otto	B	Northwestern
2	14	Cifers, Bob	B	Tennessee
3	19	Heywood, Ralph	E	USC
4	30	Betteridge, George	B	Utah
5	35	Greene, John	T	Michigan
6	46	Alliquie, Ed	T	Santa Clara
7	57	Briggs, Paul	T	Colorado
8	68	Giske, Red	G	Washington State
9	79	Bolger, Matthew	E	Notre Dame
10	90	Hein, Herb	E	Minnesota
11	101	White, Paul	B	Michigan
12	112	Lescoulie, Jack	G	UCLA
13	123	Rehor, Doug	B	Dickenson
14	134	Pritula, Bill	C	Michigan
15	145	Molich, Jim	E	Fresno State
16	156	Yakapovich, Jules	B	Colgate
17	167	Helms, Jack	T	Georgia Tech
18	178	Maderick, Elmer	B	Detroit
19	189	Eubank, Bill	E	Mississippi State

20	200	Ahlstrom, Ray	B	St Mary's (Calif.)
21	211	Kapter, Alex	G	Northwestern
22	222	Clark, Vic	B	Texas
23	233	Fischer, Max	C	Oklahoma
24	244	Jacoby, Chuck	B	Indiana
25	255	McCarthy, Bob	E	St Mary's (Calif.)
26	266	Hendrickson, Stan	E	Colorado
27	277	Bouldin, Fred	B	Missouri
28	288	Petroski, Pat	G	Miami
29	299	Tosti, Joe	E	Scranton
30	310	Seelinger, Len	B	Wisconsin

1945

1	6	Szyman, Frank	C	Notre Dame
3	24	Mohrbacher, Stan	G	Iowa
5	39	Wiese, Bob	B	Michigan
6	49	Fekete, Gene	B	Ohio State
7	62	Jarmoluk, Mike	T	Temple
8	72	Lowther, Russ	B	Detroit
9	82	Joop, Les	T	Illinois
10	95	Walker, Paul	E	Yale
11	105	Hansen, Howie	T	Utah State
12	115	Kasap, Mike	T	Illinois
13	128	Hopp, Wally	B	Nebraska
14	138	Trickey, Ben	B	Iowa
15	148	Williams, Windell	E	Rice
16	161	Flanigan, Wayne	E	Denver
17	171	Key, OJ	B	Tulane
18	181	McWhorter, Jim	B	Alabama
19	194	LeForce, Clyde	B	Tulsa
20	204	Castronis, Mike	G	Georgia
21	214	Currier, Ken	G	Wisconsin
22	227	Verutti, Jack	B	St Mary's (Calif.)
23	237	Olsen, Ray	B	Tulane
24	260	Morrow, Russ	C	Tennessee
25	270	Green, Stan	T	Oklahoma
26	270	Ivory, Bob	G	Detroit
27	280	Taylor, Bell	B	Tulsa
28	293	Ciesla, Len	B	Creighton
29	303	Lopp, Frank	T	Wisconsin
30	313	Limont, Paul	E	Notre Dame
31	321	Schadler, Ben	B	Northwestern
32	326	Dorrias, Tom	B	Detroit

1946

1	8	Dellastatious, Bill	B	Missouri
3	22	Thomas, Russ	T	Ohio State
5	38	Harris, Dave	E	Wake Forest
6	47	Eddins, Joe	G	Auburn
7	58	Berezney, Pete	T	Notre Dame
8	67	DeCoursey, Keith	B	Washington
9	78	Hedges, Bill	T	West Texas State
10	87	Dixon, Thornton	T	Ohio State
11	98	Stevens, Bob	B	Oregon State
12	107	Farris, Pat	T	Texas Tech
13	118	Copoulos, Paul	B	Marquette
14	127	Irby, Ty	B	Auburn
15	138	Thrash, Pat	E	South Carolina
16	147	Mote, Kelly	E	Duke

17	158	Scrugg, Bill	B	Rice
18	167	Wall, Ben	B	Central Michigan
19	178	Kispert, Merlin	B	Minnesota
20	187	Malmberg, Don	T	UCLA
21	198	Maloney, Norm	E	Purdue
22	207	Simmons, Jack	B	Detroit
23	218	Pulte, Joe	E	Detroit
24	227	Funderberg, Bob	B	Northwestern
25	238	Stacco, Ed	T	Colgate
26	247	Anderson, Roger	G	Oregon State
27	258	Murdock, Chuck	E	Georgia Tech
28	267	Van Duesem, Dick	C	Minnesota
29	278	Agnew, Bill	B	California
30	287	Panos, Tom	G	Utah
31	293	Palesse, Orlando	E	Marquette
32	297	Schellstede, Otis	G	Oklahoma State

1947

1	2	Davis, Glenn	B	Army
2	12	Thomas, Russ	T	Ohio State
3	14	Kekeris, Jim	T	Missouri
4	24	Hoover, Charlie	C	Vanderbilt
5	26	Chappuis, Bob	B	Michigan
6	36	Gallagher, Bernie	T	Penn
7	46	Grain, Ed	G	Penn
8	56	James, Harvey	C	Miami
9	66	Alexander, Kale	T	South Carolina
10	76	Elliot, Chalmers	B	Michigan
11	86	Sullivan, Pete	T	Detroit
12	96	Camarata, LaVerne	B	Iowa State
13	106	Vezmar, Walt	G	Michigan State
14	116	Hagen, Dick	E	Washington
15	126	Meeks, JW	B	E Texas State
16	136	Nilsen, Reed	C	BYU
17	146	James, Tommy	B	Ohio State
18	156	Maugham, Ralph	E	Utah State
19	166	Baty, Buryl	B	Texas A&M
20	176	Madar, Elmer	E	Michigan
21	186	White, JT	E	Michigan
22	196	Schuette, Carl	B	Marquette
23	206	Cipot, Steve	T	St Bonaventure
24	216	Cadenhead, Bill	B	Alabama
25	226	Cody, Jim	T	E Texas State
26	236	Maves, Earl	B	Wisconsin
27	246	Hilman, Bill	B	Tennessee
28	256	Kelly, Arch	E	Detroit
29	266	Tulis, Bob	T	Texas A&M
30	276	McAfee, Howard	T	Tulane

1948

1a		Choice to ChiB thru Pit		
1b	6	Tittle, YA (From LARm)	QB	LSU
2	13	Quist, George	B	Stanford
3	15	Bingaman, Les	T	Illinois
4	25	Minor, Jim	T	Arkansas
5		Choice to GB		
6	37	Williamson, Bob	T	Hobart
7a	47	Enke, Fred	B	Arizona

7b	53	Schwab, Moroni (From Chi)	T	Utah State
8		Choice to NYG		
9	67	Doll, Don	B	USC
10	77	Cleary, Paul	E	USC
11	87	Land, Fred	T	LSU
12		Choice to NYG		
13	107	Steger, Russ	B	Illinois
14	117	Enstice, Hal	B	Union
15	127	Elliot, Pete	B	Michigan
16	137	Templeton, Dave	G	Ohio State
17	147	Sickels, Quentin	G	Michigan
18	157	Spruill, Jim	T	Rice
19	167	Hafen, Barney	E	Utah
20	177	Dellosobelle, Aldo	T	Loyola (Calif.)
21	187	Dill, Dean	B	USC
22	197	McEwen, Jack	B	Colorado
23	207	Steiner, Roy	E	Alabama
24	217	Saurez, Joe	G	St Mary's (Calif.)
25	227	McGee, Coy	B	Notre Dame
26	237	Alexander, Phil	T	South Carolina
27	247	Pizza, Frank	T	Toledo
28	257	Schutte, George	T	USC
29	267	Pabalis, Tony	B	Central Michigan
30	277	McCurry, Bob	C	Central Michigan

1949

1	2	Rauch, Johnny	QB	Georgia
2	12	Panelli, John	B	Notre Dame
3	22	Kusserow, Lou	B	Columbia
4	32	Sullivan, Joe	B	Dartmouth
5	42	Brodnax, George	E	Georgia
6	52	Meinert, Bob	B	Oklahoma
7		Choice to ChiC		
8		Choice to ChiB		
9	82	Drazenovich, Chuck (Future)	B	Penn State
10	92	Davis, Bill	G	Duke
11	102	Settembre, Ernie	T	Miami
12	112	Boteler, Virgil	C	New Mexico
13	122	Russas, Al	E	Tennessee
14	132	Panther, Dale	T	Utah State
15	142	Pifferini, Bob	C	San Jose State
16	152	Merril, Kimball	T	BYU
17	162	Thigpen, Zealand	B	Vanderbilt
18	172	Wehr, Bill	C	Denison
19	182	Triplet, Wally	B	Penn State
20	192	Romano, Joe	T	North Carolina
21	202	Lininger, Jack	C	Ohio State
22	212	Tobler, Gil	B	Utah
23	222	Patterson, RB	G	Mississippi State
24	232	Clark, Oswald	E	Michigan
25	242	Cowan, Les	E	McMurry

1950

Bonus Choice:				
1	1	Hart, Leon	E	Notre Dame
1	5	Watson, Joe	C	Rice
2a		Choice to Cle		

2b	27	McGraw, Thurman (From Phi)	T	Colorado State					
3	31	Murakowski, Art	B	Northwestern	25	297	Harris, Dick (From Bal)	C	Texas
4	44	Kiely, Ernie	G	Texas-El Paso	26	308	Kazmierski, Frank	C	West Virginia
5	57	Fitkin, Hal	B	Dartmouth	27	322	Allis, Harry	E	Michigan
6	70	Jaszewski, Floyd	T	Minnesota	28	333	Peot, Dick	T	South Dakota State
7	83	Leverman, Bill	B	St Edward's	29	344	Womack, Bruce	T	West Texas State
8	96	McAllister, Ralph	B	Minnesota	30	358	Horwath, Ron	B	Detroit
9	109	Wood, Ed	G	Detroit	1952				
10	122	Malcolm, Roland	B	Gustavus Adolphus	1		Choice to Cle		
11	135	Wilson, Jack	T	Ohio State	2		Choice to ChiC		
12	148	Walters, Bucky	T	Brown	3		Lary, Yale	B	Texas AGM
13	161	Ryan, Jim	B	San Francisco	4	34	Summerall, Pat	E	Arkansas
14	174	Squires, Cliff	C	Nebraska Wesleyan	5	58	Miller, Bob	T	Virginia
15	187	Worthington, Tom	C	Northwestern	6	69	Cooper, Gordon	E	Denver
16	200	Greiner, Jerry	B	Detroit	7	82	Gardner, Wes	C	Utah
17	213	Callahan, Connie	B	Morningside	8	93	Dublinski, Tom	B	Utah
18	226	Stansauk, Don	T	Denver	9	106	Gandee, Sherwin	E	Ohio State
19	239	Cifelli, Gus	T	Notre Dame	10	117	Dowden, Steve	T	Baylor
20	252	Davis, Fred	E	Maryland	11	130	Flowers, Keith	C	Texas Christian
21	265	Brewer, George	B	Oklahoma	12	141	Roshio, Jim	B	Louisiana State
22	278	Tate, Jim	T	Purdue	13	154	McDonald, Carroll	C	Florida
23	291	Heller, Irv	T	Boston	14	165	Oliverson, Ray	B	Brigham Young
24	304	Mcdowell, Jim	G	William & Mary	15	178	Burgamy, John	G	Georgia
25	317	Glick, Gene	B	Michigan State	16		Choice to Cle		
26	330	Lee, Bobby Coy	B	Texas	17	202	Lauricella, Hank	B	Tennessee
27	343	Johnson, Elbert	E	Texas Tech	18	213	Campbell, Stan	G	Iowa State
28	356	Karras, Johnny	B	Illinois	19	226	Earon, Blaine	E	Duke
29	369	Steger, Russ	B	Illinois	20	237	Mains, Gil	T	Murray State
30	382	Deroin, Rube	C	Oklahoma State	21	250	Boykin, Arnold	B	Mississippi
1951					22	261	David, Jim	E	Colorado State
1		Choice to Phi			23	274	Maxwell, Hal	E	Mississippi
2	19	Stanfel, Dick	G	San Francisco	24	285	Werckle, Bob	T	Vanderbilt
3	33	Dibble, Dorne	E	Michigan State	25	298	Bailey, By	B	Washington State
4	44	D'Alonzo, Pete	B	Villanova	26	309	Terry, Buddy	E	Stephen F Austin
5a	55	Doran, Jim	E	Iowa State	27	322	Trout, Bob	E	Baylor
5b	58	Torgeson, LaVern (From NYU)	C	Washington State	28	333	Turner, Hal	E	Tennessee State
6	69	Christiansen, Jack	B	Colorado State	29	346	Hudson, Art	B	Western Illinois
7	80	Monsen, Bob	T	Ohio State	30	357	Dillon, Ray Don	B	Prairie View AGM
8	91	Raklovits, Dick	B	Illinois	1953				
9		Choice to Cle			1	13	Sewell, Harley	G	Texas
10	117	Shoaf, Jim	G	Louisiana State	2	25	Gedman, Gene	B	Indiana
11	128	Anderson, Frankie	E	Oklahoma State	3		Choice to Cle		
12		Choice To Cle			4	49	Ane, Charlie	T	USC
13	153	Siegert, Wayne	T	Illinois	5		Choice to Phi		
14	164	Wittmer, Lee	T	Detroit	6	73	Spencer, Ollie	T	Kansas
15	178	Hill, Jimmie	B	Tennessee	7	85	Schmidt, Joe	C	Pittsburgh
16	189	Geremsky, Thad	E	Pittsburgh	8	97	Carpenter, Lew	B	Arkansas
17	200	Weisenheimer, Darrell	B	Oklahoma State	9	109	McCormick, Carlton	C	Texas Christian
18	214	Wolgast, Eddie	B	Arizona	10	121	Gaskin, Dreher	E	Clemson
19	225	Hanson, Gordy	T	Washington State	11	133	Messenger, Elmer	G	Washington State
20	236	Gibbons, Harry	B	South Dakota State	12	145	Spencer, Larry	B	Wake Forest
21	250	Block, King	B	Idaho	13	157	Thomas, Bob	E	Washington & Lee
22	261	Foldberg, Dan	E	Army	14	169	Barger, Jack	T	New Mexico
23	272	Gabriel, Dick	B	Lehigh	15	181	Topor, Ted	B	Michigan
24	286	Buksar, George	B	Purdue	16	193	Volonnino, Bob	B	Army-Villanova
					17	205	Green, Ray	T	Duke

18	217	Mioduszewski, Ed	B	William & Mary	6	72	Childers, Elijah	T	Prairie View AGM
19	229	Held, Paul (Future)	B	San Diego State	7	84	Zagers, Bert	B	Michigan State
20	241	Hart, Gerry	T	Army-Miss. State	8a	90	Cunningham, Leon (From Pit)	C	South Carolina
21	253	Tata, Bob	B	Virginia	8b	96	Holland, Lamoine (From Cle)	E	Rice
22	265	Retzlaff, Pete	B	South Dakota State	8c	97	Walker, Bill	E	Maryland
23	277	Karilivacz, Carl	B	Syracuse	9	108	Jenkins, Walt	T	Wayne State
24	289	Grant, Truett	T	Duke	10	120	Gastall, Tom	B	Boston
25	301	Brown, Marv	B	East Texas State	11	132	McDermott, Herb	T	Iowa State
26	313	Dooley, Jim	C	Penn State	12	144	Goist, Dick	B	Cincinnati
27	325	Parker, Jackie	B	Mississippi State	13	156	Henderson, Don	T	Utah
28	337	Pepper, Laurin	B	So. Mississippi	14	168	Gajda, Jerry	B	Benedictine
29	349	Rector, Harley	T	Wayne St. (Neb.)	15	180	Atkins, George	G	Auburn
30	360	Maus, Hal	E	Montana	16	192	Marr, Al	E	Bradley

1954

1	13	Chapman, Dick	T	Rice	17	204	Daly, Don	B	Eastern Kentucky
2	25	Neal, Jim	C	Michigan State	18	216	Olekstak, Pat	B	Tennessee
3	37	Bowman, Bill	B	William & Mary	19	228	Muller, Bob	C	Eastern Kentucky
4a	44	Stitts, Bill (From Was)	B	UCLA	20	240	Mahaffey, Fred	B	Denver
4b	49	McCants, Howard	E	Washington State	21	252	Walters, Jim	T	Mississippi
5	61	Parozzo, George	T	William & Mary	22	264	Albrecht, George	B	Maryland
6a	63	Dacus, Pence (From GB)	B	Southwest Texas	23	276	Galuska, George	B	Wyoming
6b	73	Kercher, Dick	B	Tulsa	24	288	Flacke, Bob	G	Holy Cross
7	85	Cross, Jack	B	Utah	25	300	Miller, Dick	T	Illinois
8	97	Davis, Milt	B	UCLA	26	312	McDonald, Duncan	B	Michigan
9	109	Lawson, Bob	B	Cal Poly-SLO	27	324	Troka, Mike	B	Trinity (Conn.)
10	121	Carroll, Jack	E	Holy Cross	28	336	Lovell, Harry	G	South Carolina
11	133	Schwenk, Milt	T	Washington State	29	348	Dearing, Bill	B	Florida
12	145	Hartman, Bob	T	Oregon State	30	359	Hatch, Charley	E	Utah State

1956

1	3	Cassady, Howard Choice to LA	B	Ohio State
3	27	McIlhenny, Don	B	So. Methodist
4	38	Reichow, Jerry	QB	Iowa
5	50	Tracy, Tom	B	Tennessee
6	62	Lusk, Bob	C	William & Mary
7	74	Cronin, Gene	G	Pacific
8	86	Powell, Jack	T	Texas AGM
9	98	Jones, Calvin	G	Iowa
10	110	Silas, Joe	DE	South Carolina
11a	122	Wacker, Lew	B	Richmond
11b	124	Selep, Tom (From Pit)	B	Maryland
12	134	Nunnery, Bob	T	Louisiana State
13	146	Ferguson, O.K.	B	Louisiana State
14	158	Falls, Ronnie	LB	Duke
15	170	Allert, Horace	DE	SW Texas State
16	182	Zyzda, Lew	DE	Purdue
17	194	Wind, Ken	E	Houston
18	206	Petrarca, Emidio	B	Boston College
19	218	Vaughn, Dale	B	Virginia Military
20	230	Stephenson, Joe	E	Vanderbilt
21	242	Blechen, Bob	C	Whittier
22	254	Marazza, Dick	T	Clemson
23	266	Garrard, Bob	B	Georgia
24	278	Walz, Jarv	E	Central Michigan
25	290	Hall, Jerry	B	Rice
26	302	Walden, Joe	B	West Texas State

1955

1	12	Middleton, Dave	B	Auburn
2	24	Salsbury, Jim	G	UCLA
3a	36	McCord, Darris	T	Tennessee
3b	39	Malloy, Gordon (From Was)	B	Miami
4	48	Riley, Lee	B	Detroit
5	60	Brooks, Bud	G	Arkansas

27	314	Burnthorne, Bryan	G	Tulane	15a179	Scheldrup, Johh	E	Iowa State
28	326	Smith, John	G	Northwestern		(From SF)		
29	338	Peters, Doug	B	UCLA	15b181	Mohlman, Jerry	B	Benedictine
30	350	Gibbens, John	T	Southwest Texas	16 193	Ringquist, Gordon	T	Central Michigan
		State			17 205	Gurasich, Walt	G	USC
		1957			18a212	Austin, Bill	C	Auburn
1	12	Glass, Bill	G	Baylor		(From Pit)		
2	24	Gordy, John	T	Tennessee	18b217	Carrier, Larry	B	Kansas
3	36	Barr, Terry	B	Michigan	19 229	Buttos, Dave	B	Murray State
4	48	Junker, Steve	E	Xavier	20 241	Curry, Bill	T	Western Kentucky
5	59	Barrow, John	G	Florida	21 253	Wagstaff, Jim	B	Idaho State
6	71	Russell, Ken	E	Bowling Green	22 265	Nidiffer, Buddy	E	South Carolina
7	83	Leahy, Gerry	T	Colorado	23 277	Destino, Frank	B	South Carolina
8	95	Liddick, Dave	T	George Washington	24 289	Whitsell, Dave	B	Indiana
9	107	Nikkel, John	E	Texas Christian	25 301	Cook, Jim	B	Auburn
10	119	Rychlec, Tom	E	American Int'l	26 313	Bruce, Joe	T	Middle Tennessee
11	131	Osterich, Carl	E	Missouri		State		
12	143	O'Brien, Charlie	C	Valparaiso	27 325	Agers, Don	T	Missouri-Rolla
13	155	West, Bill	B	Eastern Oregon	28 337	Pitt, Jack	E	South Carolina
14	167	Smith, Phil	B	Jacksonville State	29 349	Herzog, Henry	B	Kentucky
15	179	Alderton, Gene	C	Maryland	30 360	Bronson, Tommy	B	Tennessee
16	191	Olson, Hillmer	C	Virginia Tech		1959		
17	203	Kemp, Jack	QB	Occidental	1 6	Pietrosante, Nick	FB	Notre Dame
18	215	Weenig, Jay	G	Brigham Young	2a 18	Horton, Charley	G	Baylor
19	227	Gunderman, Bob	E	Virginia	2b 19	Rabold, Mike	T	Indiana
20	239	Lazzerino, Alex	T	South Carolina		(From Pit)		
21	251	Meredith, Dudley	T	Lamar	3a 30	Koes, Ron	C	North Carolina
22	263	Schulte, Tom	E	Eastern Kentucky	3b 36	Luciano, Ron	T	Syracuse
23	275	Gillar, George	B	Texas A&M		(From Bal)		
24	287	Scales, Joe	B	Vanderbilt	4a 42	Brandriff, Art	B	Virginia Military
25	299	Johnson, Carl	B	South Dakota	4b 46	Grottkau, Bob	B	Oregon State (FromMVC)
26	311	Muelhaupt, Ed	E	Iowa State	5	Choice to Cle		
27	323	Trafas, Dick	E	St Thomas (Minn.)	6a	Choice to ChiC		
28	335	Smith, Joe	B	Houston	6b 67	Guesman, Dick	T	West Virginia
29	347	Martin, Hugh	G	Pomona		(From Pit)		
30	358	Shill, Mike	T	Furman	7 77	Donnell, Ben	C	Vanderbilt
		1958			8 88	Lenden, Jim	T	Oregon
1	10	Karras, Alex	T	Iowa	9 101	Smith, Carl	B	Tennessee
2		Choice to ChiC			10 112	Laraway, Jack	B	Purdue
3		Choice to Cle			11 125	Jacobs, Harry	G	Bradley
4	45	Walker, Wayne	C	Idaho	12 136	Stehouwer, Ron	T	Colorado State
5		Choice to Cle			13 149	Steffen, Jim	B	UCLA
6	73	Lewis, Danny	B	Wisconsin	14 160	Baldwin, Jim	C	McMurry
7a	83	Pfeifer, Ralph	B	Kansas State (From	15 173	Maher, Bruce	B	Detroit
SF)					16 184	McGee, George	T	Southern
7b	85	Dutten, Hal	T	Virginia	17 197	Rudolph, Jack	E	Georgia Tech
8a	92	Koepfer, Karl	G	Bowling Green	18 208	Holden, Dave	T	Los Angeles State
		(From Pit)			19 221	Granderson, Rufus	T	Prairie View A&M
8b	97	Blazer, Phil	T	North Carolina	20 232	McGrew, Dan	C	Purdue
9a	103	Loftin, Jim	B	Alabama	21 245	Davis, Buddy	B	Richmond
		(From Pit)			22 256	Shields, Lebron	T	Tennessee
9b	109	Paolucci, Ben	T	Wayne State		(Future)		
10	121	Schaubach, Elliott	T	William & Mary	23 269	Cesario, Sal	T	Denver
11	133	Chaney, Claude	B	Dayton	24 280	Riddle, Fred	B	Pittsburgh
12	145	Boutte, Hal	E	San Jose State	25 293	Chamberlain, Dan	E	Sacramento State
13	157	Maroney, Barry	B	Cincinnati	26 304	Bradley, Jim	B	Lincoln (Mo)
14	169	Webb, Ken	B	Presbyterian	27 217	Jerry, Bill	T	South Carolina

28 328 Matthews, Vince B Texas
 29 341 Sime, Dave E Duke
 30 352 Stover, Ron E Oregon

1960

1 3 Robinson, John HB Louisiana State
 2 15 Rabb, Warren B Louisiana State
 3 27 Scholtz, Bob C Notre Dame
 4a 39 Andreotti, Jim C Northwestern
 4b 42 Brown, Roger T Maryland State
 (From Pit)
 5 51 Choice to GB
 6 63 Cogdail, Gail E Washington State
 7 75 Norton, Jim DB Idaho
 8 87 Choice to Was
 9 99 Messner, Max C/LB Cincinnati
 10a 111 Alderman, Grady T Detroit
 10b 117 O'Brien, James T Boston College
 (From Phi)
 11 123 Aucerman, Ted DB Indiana
 12 135 Ross, Dave E Los Angeles State
 13 147 Tunney, Pete HB Occidental
 14 159 Glasgow, Jim T Jacksonville State
 15 171 Harper, Darrell HB Michigan
 16 183 Rasso, Steve DB Cincinnati
 17 195 Hudson, Bob DE Louisiana Tech
 18 207 Walton, Frank HB John Carroll
 19 219 Prebola, Gene E Boston University
 20 231 Look, Dean QB Michigan State

1961

1 Choice to Cle
 2 23 Larose, Danny E Missouri
 3a 34 Mills, Dick T Pittsburgh
 (From Pit)
 3b 38 Antwine, Houston G Southern Illinois
 4 51 Hartline, Ron FB Oklahoma
 5a 66 Faison, Earl E Indiana
 5b 70 Pucket, Ron T Los Angeles State
 (From Phi)
 6 Choice to Cle
 7 Choice to Stl
 8 107 Muff, Larry E St Benedict's
 9 122 Brooks, Bob FB Ohio
 10 135 Linden, Errol E Houston
 11 150 Vargo Jr., Larry E Detroit
 (Future)
 12 163 Rodgers, Tom B Kentucky
 13 168 Hodge, Paul LB Pittsburgh
 14 191 Bowers, Charley HB Arizona State
 15 206 Lauber, Mike E Wisconsin State
 16 219 Krantz, Gus T Northern Michigan
 17 234 Goode, Tom LB Mississippi State
 18 247 Gregor, John T Montana
 19 262 Valesano Jr, Gene B Northern Michigan
 20 275 Lewis, Tom B Lake Forest

1962

1 10 Hadl, John QB Kansas
 2 24 Wilson, Eddie QB Arizona
 3 38 Thompson, Bobby HB Arizona
 4a 48 Lomakoski, John T Western Michigan
 (From Pit)
 4b 52 Ferguson, Larry HB Iowa
 (Future)
 5 66 Birdwell, Dan C Houston
 6 80 Bundra, Mike T USC
 7 94 Hall, Tom E Minnesota
 8a 108 Hooper, Murdock T Houston
 8b 109 Imperiale, Frank G Southern Illinois
 (From Cle)
 9 122 Grant, Todd C Michigan
 10 136 Archer, Jerry C Pittsburg State
 (Future)
 11 150 Anderson, Karl T Bowling Green
 12 164 Sprute, Gail C Winona State
 13 178 Knight, Sherlock T Central State (Ohio)
 14 192 Davidson, Jim B Maryland
 15 206 Broadbent, Dick E Delaware
 16 220 Sestak, Tom E McNeese State
 17 234 Wickline, Rucker C Marshall
 18 248 Zuger, Joe QB Arizona State
 19 262 Bernhardt, Jim T Linfield
 20 276 Brown, Bob E Michigan
 (Future)

1963

1 12 Sanders, Daryl T Ohio State
 2 27 Williams, Roy T Pacific
 3 Choice to Phi
 4 55 Walton, Chuck G Iowa State
 5 Choice to Cle
 6 83 King, Don HB Syracuse
 7 96 Gamble, John G Pacific
 8 111 Gaubatz, Dennis LB Louisiana State
 9 124 Dill, Ken IB Mississippi
 (Future)
 10 139 Ryder, Nick FB Miami (Fla)
 11 152 Kassulke, Karl HB Drake
 12 167 Janik, Tom B Texas A&I
 13 180 Clark, Ernie LB Michigan State
 14 195 O'Brien, Bill T Xavier
 15 208 Simon, James G-T Miami (Fla)
 16 223 Johnson, Charlie T Villanova
 17 236 Frantz, Gene B Brigham Young
 18 251 Greer, Albert E Jackson State
 19 264 Reeberg, Lucian T Hampton Institute
 20 279 Scarborough, Gordon B East Texas State
 (Future)

1964

1 5 Beathard, Pete QB USC
 2 20 Snorton, Matt E Michigan State
 3a 30 Philbin, Gerry T Buffalo
 3b 33 Batten, Pat FB Hardin Simmons
 (From Phi)

4	48	Hilgenberg, Wally	G	Iowa
5	61	Helson, James	HB	Alabama
6	76	Hilton, John (Future)	TE	Richmond
7	89	Parcells, Bill Choice to StL	T	Wichita
8	117	Rasmussen, Wayne	DB	South Dakota State
9	132	Hand, Larry (Future)	T	Appalachian State
10a	134	Holton, Glenn (From Bal)	HB	West Virginia
11	145	Hyne, Don	T	Baldwin-Wallace
12	160	Wells, Warren	E	Texas Southern
13	173	Miller, John	DE	Idaho State
14	188	Bickle, Doug (Future)	DE/K	Hillsdale
15	201	Lalonde, Roger	DT	Muskingum
16	216	Robinson, Allan	HB	Brigham Young
17	229	Provenzano, Joe	T	Kansas State
18	244	Langley, Willis	T	Louisiana State
19	257	Zellmer, Bruce	DB	Winona State
20	272	Barila, Steve	T	Wichita State

1965

1	11	Nowatzke, Tom	FB	Indiana
2	25	Rush, Jerry	T	Michigan State
3	39	Biletznikoff, Fred Choice to Dal	FL	Florida State
4a	46	Myers, Tom (From Pit)	QB	Northwestern
5a	57	Flynn, John	E	Oklahoma
5b	64	Vaughn, Tom (From NYG)	HB	Iowa State
5c	67	Flanagan, Ed (From Min)	C	Purdue
6	81	Hawkins, Earl (Future)	HB	Emory&Henry
7a	92	Kowalkowski, Bob (Future)	G	Virginia
7b	95	Kent, Greg (Future) (From Min)	T	Utah
8	109	Harbin, Larry	B	Appalachian State
9	123	McIenna, Bruce (Future)	B	Hillsdale
10	137	Pennie, Frank	T	Florida
11	151	Kearney, Jim	DB	Prairie View
12	165	Moore, James	DE	North Texas State
13	179	Jacobson, Jack	B	Oklahoma State
14	193	Brown, Larry (Future)	B	Oklahoma
15	207	Dickey, Wallace	E	SW Texas State
16	221	Smith, John	T	Maryland State
17	235	Odum, Sonny (Future)	HB	Duke
18	249	Sweetan, Karl	QB	Wake Forest
19	263	Love, Preston	FL	Nebraska
20	277	Wilson, George (Future)	QB	Xavier

1966

1		Choice to GB		
2	24	Eddy, Nick	HB	Notre Dame (Future)
3	39	Malinchak, Bill	E	Indiana
4a	55	Van Horn, Doug (From NYG)	G	Ohio State
4b	59	Walker, Willie	FL	Tennessee AGI
5a	67	Cody, Bill (From Pit)	LB	Auburn
5b		Choice to Cle		
6a	87	De Sutter, Wayne (From Min)	T	Western Illinois
6b		Choice to Phi		
7	103	Robinson, John (Future)	E	Tennessee AGI
8	117	Pincavage, John	HB	Virginia
9	136	Cunningham, Dick (Future)	G	Arkansas
10a	148	Yates, Bruce (From Min)	T	Auburn
10b	150	Brigham, Tom	DE	Wisconsin
11	164	O'Billovich, Jack	LB	Oregon State
12	178	Winkler, Randy (Future)	T	Tarleton State
13	192	Maselter, Bill	T	Wisconsin
14	211	Moore, Denis (Future)	T	USC
15	225	Sullivan, Bill	DE	West Virginia
16	239	Gendron, Jerry	E	Wisc.-Eau Claire
17	253	Dunlap, Ralph	DE	Baylor
18	267	Johnson, Bill	E	Livingston
19	286	Baier, Bob	T	Simpson
20	300	Smith, Allen (Future)	HB	Findlay

1967

1	7	Farr, Mel	HB	UCLA
2	34	Barney, Lem	DB	Jackson State
3	60	Naumoff, Paul	LB	Tennessee
4	88	Kamanu, Lew	DE	Weber State
5		Choice to Philadelphia		
6a	141	Jones, Tim	QB	Weber State
6b	144	McCambridge, John (From Was)	DE	Northwestern
7	166	Tuinstra, Ted	T	Iowa State
8		Choice to StL		
9	218	Weger, Mike	DB	Bowling Green
10	245	Hayhoe, Jerry	G	USC
11	270	Shirley, Ray	T	Arizona State
12	297	Watts, Eric	DB	San Jose State
13	322	Wright, Lamar	G	Georgia Tech
14	349	Robinson, Cleveland	DE	South Carolina State
15	374	Burke, Sam	DB	Georgia Tech
16	401	Zawadzkas, Jerry	TE	Columbia
17	426	Ramsey, Ken	DT	Northwestern

1968

1a	11	Landry, Greg	QB	Massachusetts
1b	24	Mcculloch, Earl	FL	USC

2	37	Depoyster, Jerry	K	Wyoming	15	383	Haney, Bob	T	Idaho
3a		Choice to SF			16	409	Todd, Jerry	DB	Memphis State
3b	74	Sanders, Charlie (From Cle thru LA)	TE	Minnesota	17	434	Marshall, Jesse	DT	Centenary
1971									
4	93	Mooney, Ed	LB	Texas Tech	1	21	Bell, Bob	DT	Cincinnati
5	120	Odle, Phil	E	Brigham Young	2a	30	Thompson, Dave (From Phi)	C	Clemson
6	148	Spitzer, Mike	DE	San Jose State	2b	48	Weaver, Charlie	LB	USC
7		Choice to NO			3	72	Clark, Al	DB	Eastern Michigan
8	202	Miller, Terry	LB	Illinois	4	100	Woods, Larry	DT	Tennessee State
9	229	Barton, Greg	QB	Tulsa	5	125	Newell, Pete	G	Michigan
10	256	Liggins, Granville	LB	Oklahoma	6a	150	Harris, Frank (From LA thru Phi)	QB	Boston College
11	283	Little, Dwight	G	Kentucky	6b	152	Franklin, Herman	WR	USC
12	310	Caruthers, Ed	S	Arizona	7	177	Wheless, Brownie	T	Rice
13	337	Bailey, Chuck	T	Humboldt State	8	204	Lee, Ken	LB	Washington
14	364	Davis, Rich	E	Upsala	9	229	Zofko, Mickey	RB	Auburn
15	391	Oliver, Jim	RB	Colorado State	10		Choice to Phi		
16	418	Rokita, Bob	DE	Arizona State	11	281	Webb, Phil	DB	Colorado State
17		Choice to Min			12	308	Pilconis, Bill	WR	Pittsburgh
1969									
1		Choice to LARm			13	332	Abercrombie, David	RB	Tulane
2a	34	Taylor, Altie	RB	Utah State	14	360	Lorenz, Tom	TE	Iowa State
2b	47	Yarborough, Jim (From LA)	TE	Florida	15	385	Coates, Ed	WR	Central Missouri
3a	59	Walton, Larry (From NO)	FL	Arizona State	16	411	Kutchinski, Tom	DB	Michigan State
3b		Choice to NYG			17	436	Jolly, Gordon	T	Utah
4		Choice to SF			1972				
5		Choice to Min thru Pit			1	16	Orvis, Herb	DE	Colorado
6		Choice to Atl			2		Choice to Atl		
7		Choice to Atl			3a	65	Sanders, Ken (From Phi)	DE	Howard Payne
8	190	Carr, Jim	T	Jackson State	3b		Choice to Phi		
9	216	Rasley, Rocky	G	Oregon State	4		Choice to Dal		
10	242	Bergum, Bob	DE	Wisc.-Platteville	5		Choice to LA		
11	268	Walker, Ron	E	Morris Brown	6	145	Potts, Charles	DB	Purdue
12	294	Hadlock, Bob	DT	George Fox	7	172	Stoudamire, Charles	WR	Portland State
13	320	Wilson, Bowie	RB	USC	8	197	Stucky, Henry	DB	Missouri
14	346	Hoey, George	FL	Michigan	9	224	McClintock, Bill	DB	Drake
15	372	Gough, Fred	LB	Texas-Arlington	10	249	Teal, Jim	LB	Purdue
16a	398	Spain, Ken	DE	Houston	11	276	Waldron, Bob	DT	Tulane
16b	407	Stahl, John (From Min)	G	Fresno State	12	301	Bradley, Paul	WR	SMU
17	424	Steele, Gary	TE	Army	13	328	Kirschner, John	TE	Memphis State
1970									
1	19	Owens, Steve	RB	Oklahoma	14	353	Kelly, Eric	T	Whitworth
2	45	Parson, Ray	G	Minnesota	15	380	Roach, Steve	LB	Kansas
3	71	Mitchell, Jim	DE	Virginia State	16	405	Jenkins, Leon	DB	West Virginia
4		Choice to NYG			17	432	Tyler, Mike	DB	Rice
5	123	Parker, Bob	G	Memphis State	1973				
6	149	Terry, Tony	DT	USC	1	17	Price, Ernest	DE	Texas A&I
7	175	Geddes, Ken	LB	Nebraska	2	44	Crosswhite, Leon	RB	Oklahoma
8		Choice to St Louis			3a	58	Brady, John (From Chi)	TE	Washington
9	227	Weaver, Herman	P	Tennessee	3b	71	Laslavic, Jim	LB	Penn State
10	253	Maxwell, Bruce	RB	Arkansas	3c	75	Johnson, Levi (From Oak thru LA)	DB	Texas A&I
11	279	Laird, Roger	DB	Kentucky State	4a	81	Hennigan, Mike (From NO)	LB	Tennessee Tech
12	305	Murrell, Emanuel	DB	Cal-Poly SLO	4b	91	Jauron, Dick (From Atl)	RB	Yale
13	331	Haverdick, Dave	DT	Morehead State					
14	357	Brown, Charlie	WR	Northern Arizona					

4c	96	Hooks, Jim	RB	Central State (Okla)	15	375	Green, Rudy	RB	Yale
5		Choice to SD thru Was			16	406	Chaves, Les	DB	Kansas State
6		Choice to StL			17	431	Lancaster, Mark	G	Tulsa
7	175	Andrews, John	DT	Morgan State	1976				
8a	200	McCray, Prentice	DB	Arizona State	1a	10	Hunter, James	DB	Grambling
8b	203	Bledsoe, John (From Cle)	RB	Ohio State	1b	16	Gaines, Lawrence	RB	Wyoming
9	227	Dean, Ira	DB	Baylor	2a	44	Long, Ken	G	Purdue
10	252	Bonner, Ray	DB	Middle Tennessee	2b	46	Hill, David (From Was thru SD)	TE	Texas A&M
11	279	Freeman, Scot	WR	Wyoming	3a	68	Bolinger, Russ (From Chi)	T	Long Beach State
12	304	Scott, Tom	WR	Washington	3b	76	Woodcock, John	DT	Hawaii
13	331	Moss, John	LB	Pittsburgh	4		Choice to Chi thru Mia		
14	356	Corey, Jay	T	Santa Clara	5a		Choice to SF		
15	383	Hansen, Dan	DB	Brigham Young	5b	145	Scavella, Steadman	LB	Miami
16	408	Nickles, Larry	WR	Dayton	6		Choice to NE		
17	435	Belgrave, Earl	T	Ohio State	7	198	Ten Napel, Garth	LB	Texas A&M
1974					8a	217	Sorenson, Rich (From Phi thru NE)	K	Chicago State
1a	8	O'Neil, Ed (From NO)	LB	Penn State	8b	225	Braswell, Charles	DB	West Virginia
1b		Choice to NO			9	253	Jones, Leanell	TE	Long Beach State
2	39	Howard, Billy	DT	Alcorn A&M	10	279	Bowerman, Bill	DB	New Mexico State
3	65	Bussey, Dexter	RB	Texas-Arlington	11	307	Shugrue, Gary	DE/LB	Villanova
4		Choice to StLouis			12	335	Mccabe, Mike	C	South Carolina
5	117	Capria, Carl	DB	Purdue	13	363	Jacobs, Mel	WR	San Diego State
6a	139	Burden, Willie (From NO)	RB	North Carolina State	14	391	Elston, Leonard	WR	Kentucky State
6b	143	Davis, Jim	G	Alcorn A&M	15	419	Smock, Trent	WR	Indiana
7	169	Herrera, Efren	K	UCLA	16	447	Mccurdy, Craig	LB	William & Mary
8	195	Denimarck, Mike	LB	Emporia St. (Kan.)	17	475	Meeks, Jim	DB	Boise State
9		Choice to LA			1977				
10	247	Wooley, David	RB	Central State (Okla.)	1		Choice to Buffalo		
11	273	Blair, TC	TE	Tulsa	2	42	Williams, Walt	DB	New Mexico State
12	299	Wakefield, Mark	WR	Tampa	3	69	Kane, Rick	RB	San Jose State
13	325	Rothwell, Fred	C	Kansas State	4	96	Blue, Luther	WR	Iowa State
14	351	Jones, David	DB	Howard Payne	5a	114	Crosby, Ron (From Sea)	LB	Penn State
15	377	Wells, John	G	Kansas State	5b		Choice to Pit		
16	403	Wilson, Myron	DB	Bowling Green	6a		Choice to SD		
17	429	Temple, Collis	DE	Louisiana State	6b	166	Pinkney, Reggie (From Min thru NE)	DB	East Carolina
1975					7	179	Black, Tim	LB	Baylor
1	13	Boden, Lynn	G	South Dakota State	8	209	Griffin, Mark	T	North Carolina
2	38	English, Doug	DT	Texas	9	236	Mathieson, Steve	QB	Florida State
3		Choice to NO thru Min			10	263	Anderson, Gary	G	Stanford
4	94	Hertwig, Craig	T	Georgia	11	293	Daykin, Tony	LB	Georgia Tech
5		Choice to Cleveland			12	320	Greenwood, Dave	G/C	Iowa State
6a	138	Cooper, Fred (From NO)	DB	Purdue	1978				
6b	141	King, Horace (From NE)	RB	Georgia	1	11	Bradley, Luther	DB	Notre Dame
6c	144	Franklin, Dennis	QB/WR	Michigan	2	40	Baker, Al	DE	Colorado State
7	169	Murphy, Mike	WR	Drake	3		Choice to Cleveland		
8	194	Thompson, Leonard	RB	Oklahoma State	4a	94	Fifer, William	T	West Texas State
9	219	Strinko, Steve	LB	Michigan	4b	107	Elias, Homer (From Bal)	G	Tennessee State
10	250	Boyd, Brad	TE	Louisiana State	5a	109	Tearry, Larry (From Den)	C	Wake Forest
11	275	Myers, Steve	G	Ohio State	5b	121	Fowler, Amos	G	Southern Mississippi
12	300	Roundtree, Andre	LB	Iowa State					
13	325	Smith, Jim	RB	N. Carolina Central					
14	350	McMillan, Jim	QB	Boise State					

5c	123	Gray, Dan (From SD)	DE	Rutgers
6a	150	Hicks, Dwight	DB	Michigan
6b	153	Ardizzone, Tony (From SD)	G	Northwestern
6c	165	Thompson, Jesse (From Den)	WR	California
7	177	Gibson, Bruce	RB	Pacific
8	206	Breech, Jim	K	California
9		Choice to SF		
10	262	Arrington, Fred	LB	Purdue
11	289	Murray, Richard	DT	Oklahoma
12	318	Patterson, Mark	DB	Washington State

1979

1	10	Dorney, Keith	T	Penn State
2	37	Fantetti, Ken	LB	Wyoming
3	67	Robinson, Bo	RB	West Virginia
4a	88	Norris, Ulysses (From Bal)	TE	Georgia
4b	92	Brooks, Jonathan	LB	Clemson
5a		Choice to SF		
5b	131	Brown, Walt (From SD thru Bal)	C	Pittsburgh
6		Choice to Den		
7		Choice to Oak thru Cle		
8a		Choice to NYG		
8b	213	Mohring, John (From Sea)	LB	CW Post
9	231	Komlo, Jeff	QB	Delaware
10		Choice to Mia		
11a		Choice to NYG		
11b	302	Cole, Eddie (From Dal)	LB	Mississippi
12a	313	Forster, Bob	C/G	Brown
12b	326	Sweeney, Bryan (From NE)	WR	Texas A&I

1980

1	1	Sims, Billy Choice to Min thru SF	RB	Oklahoma
3a	57	Turnure, Tom	C	Washington
3b	62	Friede, Mike (From Bal)	WR	Indiana
4	85	Hipple, Eric	QB	Utah State
5a	111	Streeter, Mark	DB	Arizona
5b	120	Ginn, Tom (From KC)	G	Arkansas
6	140	Dieterich, Chris	T	North Carolina State
7	166	Murray, Eddie	K	Tulane
8		Choice to Bal		
9a	222	Jett, Dewayne	WR	Hawaii
9b	223	Tuinei, Tom (From SF thru KC)	DT	Hawaii
10	251	Henderson, Henry	DB	Utah State
11	278	Smith, Wayne	DB	Purdue
12	307	Williams, Ray	KR	Washington State

1981

1	16	Nichols, Mark	WR	San Jose State
2	46	Green, Curtis	DE	Alabama State
3	72	Greco, Don	G	Western Illinois
4	99	Porter, Tracy	WR	Louisiana State
5	129	Lee, Larry	G	UCLA
6	155	Johnson, Sam	DB	Maryland
7	182	Spivey, Lee	G-T	SMU
8	211	Niziolek, Bob	TE	Colorado
9a	238	Jernigan, Hugh	DB	Arkansas
9b	240	Martin, David	DB	Villanova
10	264	Cannavino, Anoy	LB	Michigan
11	294	Jackson, Willie	DB	Mississippi
12		Choice to Den		

1982

1	15	Williams, Jimmy	LB	Nebraska
2	42	Watkins, Bobby	CB	Southwest Texas State
3	69	Doug, Steve	LB	New Hampshire
4	96	McNorton, Bruce	CB	Georgetown (Ky.)
5	127	Graham, William	DB	Texas
6	154	Machurek, Mike	QB	Idaho State
7a	175	Bates, Phil	FB	Nebraska (From Hou)
7b		Choice to LARm		
7c	187	Simmons, Victor (From Buf thru LARm)	WR	Oregon State
8	208	Moss, Martin	DT	UCLA
9a	231	Wagoner, Dan (From Oak thru LARm)	CB	Kansas
9b		Choice to Mia		
10	266	Barnes, Roosevelt	LB	Purdue
11	292	Lee, Edward	WR	So. Carolina State
12a	319	Porter, Ricky	RB	Slippery Rock
12b	326	Rubick, Rob (From SD)	TE	Grand Valley State

1983

1	13	Jones, James	FB	Florida
2	40	Strenger, Rich	T	Michigan
3	67	Cofer, Michael	DE	Tennessee
4	94	Curley, August	LB	USC
5a	115	Johnson, Demetrious (From LARm)	DB	Missouri
5b	121	Mott, Steve	C	Alabama
6	154	Brown, Todd	WR	Nebraska
7	181	Black, Mike	P	Arizona State
8	208	Stapleton, William	DB	Washington
9		Choice used in '82 Supplemental draft		
		Kevin Robinson	DB	No. Carolina A&T
10	261	Laube, Dave	G/T	Penn State
11	287	Tate, Ben	FB	N. Carolina Central
12	321	Lane, Jim	C	Idaho State

1984

1	20	Lewis, David	TE	California
2	47	Mandley, Pete	WR	Northern Arizona
3a	62	Williams, Eric (From SD thru StL)	DT	Washington State
3b	74	Anderson, Ernest	RB	Oklahoma

3c	75	Baack, Steve (From LARm)	DE	Oregon
4	106	D'Addio, Dave	RB	Maryland
5		Choice to LARm		
6	160	Witkowski, John	QB	Columbia
7a	178	Carter, Jimmie (From Ind)	LB	New Mexico
7b	187	Atkins, Renwick	T	Kansas
8	214	Jones, David	C	Texas
9	246	Hollins, Rich	WR	West Virginia
10a	259	Frizzell, William (From Ind)	DB	No. Car. Central
10b	273	Thaxton, James	DB	Louisiana Tech
11	300	Saxon, Mike	P	San Diego State
12	327	Streno, Glenn	C	Tennessee

1985

1	6	Brown, Lomas	T	Florida
2	34	Glover, Kevin	C/G	Maryland
3	62	Johnson, James	LB	San Diego State
4	90	Hancock, Kevin	LB	Baylor
5	118	Mcintosh, Joe	RB	North Carolina State
6	146	Short, Stan	G	Penn State
7	174	Staten, Tony	CB	Angelo State
8	202	Caldwell, Scotty	RB	Texas Arlington
9	230	James, June	LB	Texas
10	258	Beauford, Clayton	WR	Auburn
11	286	Harris, Kevin	S	Georgia
12	314	Weaver, Mike	G	Georgia

1986

1	12	Long, Chuck	QB	Iowa
2a	29	James, Garry (From Buf thru SF)	RB	Louisiana State
2b		Choice to SF		
3a	69	Milnichik, Joe	T	North Carolina State
3b		Choice to LARm		
4	92	Mitchell, Devon	S	Iowa
5	119	Smith, Oscar	RB	Nichols State
6		Choice to Dallas		
7		Choice to Buffalo		
8	205	Griffin, Allyn	WR	Wyoming
9	231	Pickens, Lyle	CB	Colorado
10	258	Johnson, Tracy	LB	Morningside
11	290	Melvin, Leland	WR	Richmond
12	317	Durden, Allan	S	Arizona

1987

1	7	Rogers, Reggie	DE	Washington
2		Choice to Hou		
3	63	Ball, Jerry	NT	SMU
4	92	Rivers, Garland	S	Michigan
5		Choice to Sea		
6	148	Lockett, Danny	LB	Arizona
7a	175	Saleaumua, Dan	NT	Arizona State
7b	203	Gibson, Dennis	LB	Iowa State
9	230	Calhoun, Rick	RB	Cal St.-Fullerton
10	259	Brown, Ray	WR	South California
11	286	Siverling, Brian	TE	Penn State
12	315	Lee, Garry	WR	Georgia Tech

1988				
1	3	Blades, Bennie	S	Miami
2a	29	Spielman, Chris	LB	Ohio State
2b	32	Carter, Pat	TE	Florida State
3	58	Roundtree, Ray	WR	Penn State
4	85	White, William	CB	Ohio State
5	111	Andolsek, Eric	G	Louisiana State
6	142	Painter, Carl	RB	Hampton Institute
7	169	James, Jeff	WR	Stanford
8	196	Hadd, Gary	DT	Minnesota
9a	223	Corrington, Kip	FS	Texas A&M
9b	234	Irvin, Todd	T	Mississippi
10	254	Craig, Paco	WR	UCLA
11	281	McCoin, Danny	QB	Cincinnati
12		Choice to Ind		

1989

1	3	Sanders, Barry	RB	Oklahoma State
2	30	Ford, John	WR	Virginia
3	59	Utley, Mike	G/T	Washington State
4	86	Crockett, Ray	DB	Baylor
5	115	Pete, Lawrence (From Phi)	DT	Nebraska
6	141	Peete, Rodney	QB	USC
7	170	Woods, Jerry	DB	Northern Michigan
8	197	Parker, Chris	DT	West Virginia
9	226	Maccready, Derek	DE	Ohio State
10	253	Phillips, Jason	WR	Houston
11	282	Karpinski, Keith	LB	Penn State
12	309	Cribbs, James	DE	Memphis State

1990

1	7	Ware, Andre	QB	Houston
2	35	Owens, Dan	DE	USC
3	62	Spindler, Marc	DE	Pittsburgh
4a	90	Hinckley, Rob	LB	Stanford
4b	105	Oldham, Chris	CB	Oregon
5	118	Campbell, Jeff	WR	Colorado
6	147	Henry, Maurice	RB	Kansas State
7	174	Hayworth, Tracy	LB	Tennessee
8a	194	Green, Willie	WR	Mississippi
8b	203	Fortin, Roman	T	San Diego State
9	229	Linn, Jack	T	West Virginia
10	258	Miller, Bill	WR	Illinois State
11	285	Warnsley, Reginald	RB	Southern Mississippi
12	313	Claiborne, Robert	WR	San Diego State

1991

1	10	Moore, Herman	WR	Virginia
2		Choice to Dal		
3	58	Barrett, Reggie	WR	Texas-El Paso
4	91	Scott, Kevin	CB	Stanford
5	118	Conover, Scott	T	Purdue
6	151	Andrews, Rich	K	Florida State
7	178	Thomas, Franklin	TE	Grambling
8	205	Jackson, Cedric	FB	Texas Christian
9	231	Milburn, Darryl	DE	Grambling
10		Choice to Atl		
11	285	Watkins, Slip	WR	Louisiana State
12	318	Alexander, Zeno	LB	Arizona

1992

1	26	Porcher, Robert	DE	So. Carolina State
2a	53	Scroggins, Tracy	OLB	Tulsa
2b	56	Hanson, Jason (From Dal)	K	Washington State
3	81	McLemore, Thomas	TE	Southern
4		Choice to Dal		
5		Choice to NO		
6	145	Tharpe, Larry	T	Tennessee State
7		Choice to NE		
8	221	Clay, Willie	S	Georgia Tech
9		Choice to Dal		
10		Choice to NE		
11	306	Tillison, Ed	FB	NW Missouri State
12		Choice to NE		

1993

1		Choice to NO		
2	33	McNeil, Ryan (From NYJ)	CB	Miami (Fla)
3a	62	London, Antonio	LB	Alabama
3b	68	Compton, Mike (From Cle)	C	West Virginia
4		Choice to NO		
5		Choice to NYJ		
6	147	Jeffries, Greg	CB	Virginia
7	174	Hallock, Ty	LB	Michigan State
8	201	Minniefield, Kevin	CB	Arizona State

1994

1	21	Morton, Johnnie	WR	USC
2	57	Malone, Van	S	Texas
3	93	Bonham, Shane	DT	Tennessee
4	124	Bryant, Vaughn	CB	Stanford
5	154	Semple, Tony	G	Memphis State
6	183	Borgella, Jocelyn	CB	Cincinnati
7	215	Beer, Tom	LB	Wayne State

1995

1	20	Elliss, Luther	DT	Utah
2		Choice to SD		
3	70	Sloan, David	TE	New Mexico (From StL)
4		Choice to StL		
5a	141	Boyd, Stephen	LB	Boston College
5b	156	McCorvey, Kez	WR	Florida State
5c	163	Cherry, Ronald	T	McNeese State
6a	186	Hickman, Kevin	TE	Navy
6b	192	Schlesinger, Corey	FB	Nebraska
7	228	Hempstead, Hessley	G	Kansas

1996

1a	17	Brown, Reggie (From Sea)	LB	Texas A&M
1b	23	Hartings, Jeff (From SD)	G	Penn State
2		Choice to Den		
3	76	Stewart, Ryan (From Oak thru NE)	S	Georgia Tech
4	129	Ford, Brad	CB	Alabama
5	158	Waldroup, Kerwin	DE	Central State (Ohio)

6 Choice to NE
7 Choice to Den

1997

1	5	Westbrook, Bryant	CB	Texas
2a	35	Roque, Juan	T	Arizona State
2b	54	Abrams, Kevin (From Dal)	CB	Syracuse
3		Choice to Dallas		
4a		Choice to Dallas		
4b		Russell, Matt	LB	Colorado
5a	135	Chryplewicz, Pete	TE	Notre Dame
5b	161	Ashman, Duane	DE	Virginia
6	168	Ramirez, Tony	T	Northern Colorado
7a	206	Battle, Terry	RB	Arizona State
7b	232	Harris, Marcus	WR	Wyoming
7c	239	Jordan, Richard	LB	Missouri Southern

1998

1	20	Fair, Terry	CB	Tennessee
2a	50	Crowell, Germane	WR	Virginia
2b	60	Batch, Charlie (From Mia thru GB)	QB	Eastern Michigan
3		Choice to Mia		
4a		Choice to Oak		
4b		Choice to Mia		
5		Choice to Mia		
6a		Choice to Mia		
6b	185	Alexander, Jamaal	S	Southern Mississippi
7	207	Liwienski, Chris	T	Indiana

1999

1a	9	Claiborne, Chris	LB	USC
1b	27	Gibson, Aaron (From SF thru Mia)	T	Wisconsin
2		Choice to Mia		
3	70	DeVries, Jared	DE	Iowa (From Mia)
4	103	Irvin, Sedrick	RB	Michigan State
5	137	Talton, Ty	S	Northern Iowa(From Phi)
6	177	Kriewaldt, Clint	LB	Wis-Stevens Point
7	215	Pringley, Mike (From GB)	DE	North Carolina

2000

1	20	McDougle, Stockar	T	Oklahoma
2	50	Green, Barrett	LB	West Virginia
3	81	Droughns, Reuben	RB	Oregon
4		Choice to Phi		
5	145	Franz, Todd	CB	Tulsa
6	181	Reese, Quinton	DE	Auburn
7	253	Boone, Alfonso	DT	Mt San Antonio

2001

1	18	Backus, Jeff	T	Michigan
2a	50	Raiola, Dominic	C	Nebraska
2b	61	Rogers, Shaun (From NYG)	DT	Texas
3		Choice to NYG		
4		Choice to NYG		
5a	148	Anderson, Scotty	WR	Grambling State
5b	149	McMahon, Mike	QB	Rutgers

6a 173	(From NE thru NYJ) Glenn, Jason (From NE thru SF)	LB	Texas A&M	7	(From NE) Choice to SF		
6b 180	Choice to NE			2006			
7	Choice to StL			1 9	Sims, Ernie	LB	Florida State
2002				2 40	Bullocks, Daniel	DB	Nebraska
1 3	Harrington, Joey	QB	Oregon	3 74	Calhoun, Brian	RB	Wisconsin
2 35	Edwards, Kalimba	DE	South Carolina	4	Choice to NE		
3 68	Goodman, André	CB	South Carolina	5 141	Scott, Jonathan	T	Texas
4 134	Taylor, John (Compensatory)	DE	Montana St.	6 179	McCann, Dee	DB	West Virginia
5 138	Owens, John	TE	Notre Dame	7a 217	Matua, Fred	G	USC
6 175	Cash, Chris	CB	USC	7b 247	Cannon, Anthony	LB	Tulane
7a 214	Staley, Luke	RB	Brigham Young	2007			
7b 253	Murphy, Matt	TE	Maryland	1 2	Johnson, Calvin	WR	Georgia Tech
7c 259	Rogers, Victor	T	Colorado	2a 34	Choice to Buf		
2003				2b 43	Stanton, Drew (From Buf)	QB	Michigan State
1 2	Rogers, Charles	WR	Michigan State	2c 58	Alama-Francis, Ikaika (From NO)	DE	Hawaii
2 34	Bailey, Boss	LB	Georgia	2d 61	Alexander, Gerald (From Bal)	S	Boise State
3 66	Redding, Cory	DT	Texas	3a 66	Choice to NO		
4 99	Pinner, Artose	RB	Kentucky	3b 74	Choice to Bal		
5a 137	Holt, Terrence	S	North Carolina State	4a 101	Choice to Jax thru Bal		
5b 144	Davis, James (From Was)	LB	West Virginia	4b 105	Davis, A.J. (From Arz thru Oak)	CB	NC State
6 175	Kircus, David	WR	Grand Valley State	4c 117	Ramirez, Manny	G	Texas Tech
7a 216	Johnson, Ben	T	Wisconsin	5a 139	Choice to StL		
7b 220	Adams, Blue (From Arz)	CB	Cincinnati	5b 145	Choice to NO		
7c 236	Drumm, Brandon (From Cle thru SD & Dal)	RB	Colorado	5c 154	Choice to StL		
7d 260	Anglin, Travis	WR	Memphis	5d 158	Baldwin, Johnny (From Den)	LB	Alabama A&M
2004				6 176	Choice to Min thru Den		
1a	Choice to Cle			7a 212	Choice to Dal thru NYJ		
1b 7	Williams, Roy (From Cle)	WR	Texas	7b 255	Robinson, Ramzee	CB	Alabama
1c 30	Jones, Kevin (From KC)	RB	Virginia Tech	2008			
2a	Choice to KC			1a 15	Choice to KC		
2b 37	Lehman, Teddy (From Cle)	LB	Oklahoma	1b 17	Cherilus, Gosder (From Min thru KC)	T	Boston College
3 73	Smith, Keith	CB	McNeese State	2 45	Dizon, Jordan	LB	Colorado
4	Choice to KC			3a 64	Smith, Kevin (From Mia)	RB	Central Florida
5 140	Lewis, Alex	LB	Wisconsin	3b 66	Choice to Mia (From KC)		
6 172	Butler, Kelly	T	Purdue	3c 76	Choice to KC		
7 207	Choice to Buf			3d 87	Fuellen, Andre (From Cle)	DT	Florida State
2005				3e 92	Avril, Cliff (From Dal)	DE	Purdue
1 10	Williams, Mike	WR	USC	4 111	Choice to Cle thru Dal		
2a 37	Cody, Shaun (From Ten)	DT	USC	5a 136	Moore, Kenneth (From Mia thru KC)	WR	Wake Forest
2b	Choice to Ten			5b 144	Choice to NO		
3 72	Wilson, Stanley	CB	Stanford	5c 146	Felton, Jerome (From NO)	RB	Furman
4	Choice to Ten			6 176	Choice to Mia		
5 145	Orlovsky, Dan (From NE thru Arz)	QB	Connecticut	7a 216	Cohen, Landon	DT	Ohio
6a 184	Swancutt, Bill	DE	Oregon State	7b 218	Campbell, Caleb	DB	Army (From NO)
6b 206	Goddard, Johnathan	LB	Marshall				

2009

1a	1	Stafford, Matthew	QB	Georgia
1b	20	Pettigrew, Brandon (From Dal)	TE	Oklahoma State
2	33	Delmas, Louis	DB	Western Michigan
3a	65	Choice to NYJ		
3b	76	Levy, DeAndre (From NO thru NYJ)	LB	Wisconsin
3c	82	Williams, Derrick (From Dal)	WR	Penn State
4a	101	Choice to Dal		
4b	115	Hill, Sammie (From Was thru NYJ)	DT	Stillman
5	137	Choice to Bal thru Sea, Phi and NE		
6a	174	Choice to Den		
6b	192	Brown, Aaron (From Dal)	RB	Texas Christian
7a	210	Choice to Atl thru Dal		
7b	228	Murtha, Lydon (From NYJ)	T	Nebraska
7c	235	Follett, Zack (From Atl thru Den)	LB	California
7d	255	Gronkowski, Dan	TE	Maryland

2010

1a	2	Suh, Ndamukong	DT	Nebraska
1b	30	Best, Jahvid (From Min)	RB	California
2	34	Choice to Minn		
3	66	Spivey, Amari	DB	Iowa
4a	100	Choice to Min		
4b	128	Fox, Jason (From Min)	T	Miami
5a	133	Choice to Sea		
5b	146	Choice to Clev (From Denver)		
6	171	Choice to Atl		
7a	209	Choice to Buf		
7b	213	Young, Willie (From Sea)	DE	North Carolina State
7c	214	Choice to Min (From Cle)		
7d	220	Choice to PhI		
7e	255	Toone, Tim	WR	Weber State

2011

1	13	Fairley, Nick	DT	Auburn
2a	44	Young, Titus	WR	Boise State
2b	57	Leshoure, Mikel	RB	Illinois
3	75	Choice to Sea		
4	107	Choice to Sea		
5a	140	Choice to KC		
5b	154	Choice to Sea (From KC)		
5c	157	Hogue, Doug (From Bal thru Sea)	LB	Syracuse
6a	173	Choice to Sea		
6b	186	Choice to GB thru Den (From Phi)		
7a	205	Choice to Sea (From Den)		
7b	209	Culbreath, Johnny	T	South Carolina St.

(From Cle thru Sea)

7c	210	Choice to Atlanta		
7d	231	Choice to Miami thru SF and GB (From NYJ)		

2012

1	23	Reiff, Riley	T	Iowa
2	54	Broyles, Ryan	WR	Oklahoma
3	85	Bentley, Dwight	CB	Louisiana-Lafayette
4a	117	Choice to SF		
4b	125	Lewis, Ronnell (From SF)	DE	Oklahoma
5a	138	Whitehead, Tahir (From Min)	LB	Temple
5b	148	Greenwood, Chris (From Oak)	CB	Albion
5c	158	Choice to Oak		
6a		Forfeited		
6b	196	Green, Jonte (From NO thru Mia and SF)	CB	NM State
7a	219	Choice to Min (From Sea)		
7b	223	Lewis, Travis (From Phi thru NE and Min)	LB	Oklahoma
7c	230	Choice to Oak		

2013

1	5	Ansah, Ezekiel	DE	Brigham Young
2	36	Slay, Darius	CB	Mississippi State
3	65	Warford, Larry	G	Kentucky
4a	102	Choice to NE thru Min		
4b	132	Taylor, Devin	DE	South Carolina
5a	137	Choice to Sea		
5b	165	Martin, Sam (From Bal thru Sea)	P	Appalachian State
6a	171	Fuller, Corey	WR	Virginia Tech
6b	199	Riddick, Theo (From SF thru Bal and Sea)	RB	Notre Dame
7a	211	Williams, Michael	TE	Alabama
7b	245	Hepburn, Brandon	LB	Florida A&M

2014

1	10	Ebron, Eric	TE	North Carolina
2a	40	Van Noy, Kyle (From Min thru Sea)	LB	Brigham Young
2b	45	Choice to Sea		
3	76	Swanson, Travis	C	Arkansas
4a	111	Choice to Cin thru Sea		
4b	133	Lawson, Nevin	CB	Utah State
4c	136	Webster, Larry	DE	Bloomsburg
5a	146	Choice to Dal (From Oak thru Sea)		
5b	158	Reid, Caraun (From Dal)	DT	Princeton
6	189	Jones, TJ	WR	Notre Dame
7a	227	Choice to Sea		
7b	229	Freese, Nate	K	Boston College

2015

1a	23	Choice to Den		
1b	28	Tomlinson, Laken (From Den)	G	Duke
2	54	Abdullah, Ameer	RB	Nebraska
3a	80	Carter, Alex (From KC thru Min)	CB	Stanford
3b	88	Choice to Min		
4	113	Wright, Gabe (From SF thru Buf, Phi)	DT	Auburn
5	168	Burton, Michael (From NE thru TB)	FB	Rutgers
6	200	Diggs, Quandre	DB	Texas
7	240	Robinson, Corey	T	South Carolina

2016

1	16	Decker, Taylor	T	Ohio State
2	46	Robinson, A'Shawn	DT	Alabama
3	95	Glasgow, Graham	C	Michigan
4	111	Killebrew, Miles	S	Southern Utah
5a	151	Dahl, Joe	OL	Washington State
5b	169	Williams, Antwione (From Den)	LB	Georgia Southern
6a	191	Rudock, Jake	QB	Michigan
6b	202	Zettel, Anthony (From Sea)	DL	Penn State
6c	210	Landes, Jimmy	LS	Baylor
7	236	Washington, Dwayne	RB	Washington

2017

1	21	Davis, Jarrad	LB	Florida
2	53	Tabor, Teez	CB	Florida
3	96	Golladay, Kenny (From NE)	WR	Northern Illinois
4	124	Reeves-Maybin, Jalen (From Ten Thru NE)	LB	Tennessee
4	127	Roberts, Michael	TE	Toledo
5	165	Agnew, Jamal	CB	San Diego
6	205	Ledbetter, Jeremiah	DT	Arkansas
6	215	Kaaya, Brad (From NE)	QB	Miami (Fla.)
7	250	O'Connor, Pat (From NE)	DE	Eastern Michigan

LIONS TRADES

Since 1969

- 8/11/69 Lions acquired TE Ken Barefoot from Washington in exchange for the Lions' 6th round pick in the 1970 draft.
- 9/4/69 Lions traded RB Dave Kopay to Washington in exchange for the Redskins' 6th round pick in the 1970 draft. The pick was acquired from Detroit in the Ken Barefoot trade.
- 9/10/69 Lions acquired DT Dan Goich from St. Louis in exchange for a 1970 8th round pick.
- 5/11/70 Lions acquired DE Len Persin from Philadelphia in exchange for a 1971 10th round pick.
- 8/26/70 Lions acquired WR Chuck Hughes from Philadelphia in exchange for G Robert Parker.
- 9/9/70 Lions traded DT Denis Moore to Philadelphia in exchange for the Eagles 1971 6th round pick (from the Los Angeles Rams).
- 10/6/70 Lions traded RB Larry Watkins to Philadelphia in exchange for the Eagles 1971 2nd round pick.
- 1/28/71 Lions traded QB Greg Barton to Philadelphia in exchange for the Eagles 1971 2nd round pick and 1972 2nd and 3rd round picks.
- 5/7/71 Lions acquired LB Carl Cunningham from Denver in exchange for T Roger Shoals.
- 7/7/71 Lions acquired WR Ron Jessie from the Los Angeles Rams in exchange for a 1972 4th round pick.
- 8/16/71 Lions traded LB Carl Cunningham to New Orleans in exchange for the Saints 1973 4th round pick.
- 9/1/71 Lions acquired DE Dick Evey from Los Angeles in exchange for a 1972 5th round pick.
- 9/9/71 Lions acquired RB Paul Gipson from Atlanta in exchange a 1972 2nd round pick.
- 9/29/71 Lions acquired QB Bill Cappleman from Philadelphia in exchange for a 1972 3rd round pick, with the condition that Detroit agrees that no further compensation is due them from the Eagles for Larry Watkins, acquired in 1970.
- 2/1/72 Lions acquired DB Rudy Redmond, RB Sonny Campbell and a 1973 4th round pick from Atlanta in exchange for a 1972 2nd round pick.
- 4/14/72 Lions acquired DE Joe Schmiesing from St. Louis in exchange for T Ray Parson.
- 7/31/72 Lions traded DT Jerry Rush to Cleveland in exchange for a 1973 8th round pick.
- 8/22/72 Lions traded DB Al Clark to Los Angeles in exchange for a 1973 3rd round draft pick (from Oakland).
- 9/5/72 Lions acquired LB Rick Ogle from St. Louis in exchange for a 1973 6th round pick.
- 9/5/72 Lions acquired TE John Hilton from Washington in exchange for a 1973 5th round pick.
- 1/30/73 Lions traded TE Craig Cotton and a 1973 1st round pick to Chicago in exchange for Kansas City's 1973 1st round pick and Chicago's 1973 3rd round pick.
- 4/10/73 Lions traded LB Adrian Young to New Orleans in exchange for the Saints 1974 6th round pick.
- 6/13/73 Lions traded DT Joe Schmiesing to Baltimore in exchange for the Colts 1974 4th round pick.
- 7/26/73 Lions acquired G Brian Goodman from Los Angeles in exchange for a 1974 9th round pick.
- 7/27/73 Lions acquired WR Jim O'Brien from Baltimore in exchange for all consideration sent to Detroit for Joe Schmiesing (Baltimore's 1974 4th round pick).
- 8/1/73 Lions traded DT John Gordon to Baltimore in exchange for the Colts 1974 10th round draft pick.
- 8/30/73 Lions traded LB Ed Mooney to Baltimore in exchange for the Colts 1974 5th round pick.
- 9/6/73 Lions acquired DB Willie Germany from Atlanta in exchange for a 1974 5th round pick (from Baltimore in Ed Mooney trade).
- 9/7/73 Lions acquired DB Miller Farr from St. Louis in exchange for a 1974 4th round pick.
- 1/31/74 Lions traded DB Willie Germany to Philadelphia in exchange for C Mike Evans.
- 2/26/74 Lions acquired DB Ben Davis from Cleveland in exchange for a 1975 5th round pick.
- 5/14/74 Lions traded LB Jim Teal to Los Angeles in exchange for the Rams 1975 9th round pick.
- 8/7/74 Lions acquired DB Charlie Potts from St. Louis in exchange for cash (\$200).
- 8/16/74 Lions acquired QB Ed Hargett from Houston in exchange for a 1975 15th round pick.
- 8/17/74 Lions traded QB Bill Cappleman in exchange for QB Sam Wyche.
- 8/21/74 Lions traded WR Al Barnes to Denver for RB Jimmie Jones.
- 8/29/74 Lions acquired DB Leroy Mitchell from Denver in exchange for a 1975 9th round pick.
- 9/10/74 Lions acquired WR Tim George from Cincinnati in exchange for cash (\$100).
- 9/10/74 Lions acquired DB Charles West from Minnesota in exchange for a 1975 3rd round pick.
- 10/22/74 Lions acquired QB Joe Reed from San Francisco in exchange a 1975 5th round pick.
- 1/29/75 Lions traded RB Leon Crosswhite to New England in exchange for the Patriots 1975 6th round pick and a 1976 8th round pick (acquired from Philadelphia).
- 2/3/75 Lions traded G Chuck Walton to Denver in exchange for LB Bill Laskey.

5/29/75 Lions traded C Ed Flanagan to San Diego in exchange for a 1976 2nd round pick (from Washington through San Diego).

7/30/75 Lions acquired C Jon Morris from New England in exchange for a 1976 6th round pick.

8/1/75 Lions traded WR Ron Jessie to Los Angeles for a 1976 1st round pick (from Green Bay through Los Angeles).

8/21/75 Lions acquired TE John McKakin from Pittsburgh in exchange for a 1977 5th round pick.

9/8/75 Lions acquired LB Larry Ball and a 1976 5th round pick from Miami in exchange for a 1976 4th round pick.

4/8/76 Lions traded their 1976 1st round pick (acquired from Green Bay through Los Angeles) to Chicago for the Bears 1976 1st and 3rd round picks.

7/22/76 Lions acquired WR J.D. Hill from Buffalo in exchange for a 1977 1st round pick.

7/23/76 Lions acquired G Mark Markovich from San Diego in exchange for a 1977 6th round pick.

8/25/76 Lions traded TE Leannell Jones to San Diego in exchange for cash (\$200).

9/6/76 Lions traded WR Marlin Briscoe to New England in exchange for a 1977 6th round pick (from Minnesota through New England).

9/6/76 Lions traded QB Bill Munson to Seattle in exchange for the Seahawks 1977 5th round pick.

6/17/77 Lions traded P Herman Weaver to Denver in exchange for the Broncos 1978 4th and 6th round picks.

8/11/77 Lions acquired RB Marv Hubbard from Oakland in exchange for cash (\$100).

8/19/77 Lions acquired K Fred Steinfort from Seattle in exchange for cash (\$100).

9/1/77 Lions acquired K Steve Mike-Mayer from San Francisco in exchange for a 1978 8th round pick.

4/27/78 Lions acquired LB Dave Washington from San Francisco in exchange for a 1979 5th round pick.

4/28/78 Lions acquired the draft rights to P Tom Skladany from Cleveland in exchange for a 1978 3rd round pick and a 1979 7th round pick.

5/1/78 Lions traded DT Herb Orvis to Baltimore in exchange for WR Freddie Scott and the Colts 1978 4th round pick.

5/2/78 Lions traded LB Jim Laslavic to San Diego in exchange for the Chargers 1978 5th and 6th round picks.

5/11/78 Lions traded T Rockne Freitas to Tampa Bay in exchange for the Buccaneers 1979 4th round pick.

7/20/78 Lions acquired DB Jimmy Allen from Pittsburgh in exchange for a 1979 4th round pick (acquired from Tampa Bay).

8/2/78 Lions acquired DT Dave Gallagher from the New York Giants in exchange for a 1979 8th round pick.

8/2/78 Lions acquired RB Marsh White from the New York Giants in exchange for a 1979 11th round pick.

8/14/78 Lions acquired TE Bill Gay from Denver in exchange for DB Charlie West and Detroit's 6th round pick in the 1979 draft.

8/14/78 Lions acquired DE Jim Mitchell from New England in exchange for T Bob McKay.

8/16/78 Lions acquired RB John Brockington from Kansas City in exchange for RB Eddie Payton.

8/16/78 Lions traded K Skip Butler to Dallas in exchange for the Cowboys 1979 11th round pick.

8/23/78 Lions acquired C Mike Montler from Denver in exchange for a 1980 8th round pick.

8/28/78 Lions acquired T Karl Baldischwiler from Miami in exchange for a 1979 10th round pick.

8/28/78 Lions acquired LB Garth Ten Napel from Atlanta in exchange for cash (\$500).

9/27/78 Lions traded DE Ernie Price to Seattle in exchange for DE Bill Cooke and the Seahawks 1979 8th round pick.

1/9/79 Lions acquired a 1979 12th round pick from New England in exchange for past considerations.

4/16/79 Lions acquired T Gordon Jolley from Seattle in exchange for past consideration.

4/30/79 Lions traded QB Greg Landry to Baltimore in exchange for the Colts 1979 4th round, 5th round picks (from San Diego through Baltimore), and 1980 3rd round pick.

8/20/79 Lions acquired DT Cleveland Elam from San Francisco in exchange for a 1980 2nd round pick.

4/8/80 Lions acquired Denver's 1980 8th round pick (traded to Broncos in Mike Montler trade) in exchange for a 1981 12th round pick and past considerations from the Montler trade.

4/10/80 Lions traded C Larry Tearry to Kansas City in exchange for the Chiefs 1980 5th round and 9th round picks (from San Francisco through Kansas City).

4/24/80 Lions acquired LB Stan White from Baltimore in exchange for a 1980 8th round pick.

7/24/80 Lions traded LB Ed O'Neil to New England for the Patriots 1981 9th round pick.

8/12/81 Lions traded T Bill Searcey to Miami for the Dolphins 1982 12th round pick.

8/18/81 Lions acquired LB Steve Towle from Miami in exchange for a 1982 9th round pick.

8/19/81 Lions traded T Lee Spivey to Washington in exchange for the Redskins 1982 12th round pick.

4/26/83 Lions traded G Russ Bolinger to the Los Angeles Rams in exchange for the Rams 1983 5th round pick.

4/26/83	Lions acquired DT Mike Fanning from the Los Angeles Rams in exchange for a 1984 5th round pick.	4/25/93	Lions acquired LB Pat Swilling from New Orleans in exchange for Detroit's 1993 1st and 4th round picks.
7/21/83	Lions traded DE Al Baker to St. Louis in exchange for the Cardinals 1984 3rd and 8th round picks.	4/25/93	Lions acquired the New York Jets 1993 2nd round pick in exchange for Detroit's 1993 2nd and 5th round picks.
7/29/83	Lions traded T Karl Baldischwiler to Baltimore in exchange for the Colts 1984 7th round pick.	4/27/94	Lions traded WR Reggie Barrett to Seattle in exchange for the Seahawks 1995 5th round pick.
8/24/83	Lions traded TE David Hill to the Los Angeles Rams in exchange for the Rams 1984 3rd round pick.	7/12/94	Lions traded S William White to Kansas City in exchange for an undisclosed, conditional draft pick.
8/29/83	Lions traded WR Tracy Porter to Baltimore in exchange for the Colts 1984 11th round pick.	3/2/95	Lions acquired P Harold Alexander from Atlanta in exchange for an undisclosed, conditional draft pick.
8/27/84	Lions acquired LB Angelo King from Dallas in exchange for a 1986 6th round pick.	4/17/95	Lions traded RB Derrick Moore to San Francisco in exchange for the 49ers 1995 5th round pick.
5/1/85	Lions traded QB Gary Danielson to Cleveland in exchange for the Browns 1986 3rd round pick.	4/22/95	Lions acquired San Diego's 1996 1st round pick in exchange for a 1995 2nd round pick.
5/3/85	Lions acquired QB Joe Ferguson from the Buffalo Bills in exchange for a 1986 7th round pick.	4/22/95	Lions acquired St. Louis' 1995 3rd round pick in exchange for a 1995 3rd and 4th round picks.
7/25/85	Lions traded WR Robbie Martin to Indianapolis in exchange for RB Alvin Moore.	5/30/95	Lions acquired CB Corey Raymond from Jacksonville in exchange for LB Ty Hallock.
8/21/85	Lions traded LB Gary Cobb to Philadelphia in exchange for RB Wilbert Montgomery.	4/12/96	Lions acquired RB/KR Glyn Milburn from Denver in exchange for two undisclosed draft picks.
9/1/86	Lions acquired LB Shelton Robinson from Seattle in exchange for a 1987 5th round pick.	4/20/96	Lions acquired Seattle's 1996 1st round pick in exchange for Detroit's 1996 1st and 3rd round picks.
9/22/86	Lions acquired T Harvey Salem from Houston in exchange for a 1987 2nd round pick.	4/20/96	Lions acquired New England's 1996 3rd round pick in exchange for Detroit's 1996 3rd, 4th and 5th round picks.
9/1/87	Lions acquired TE Derek Ramsey from Indianapolis in exchange for a 1988 12th round pick.	4/19/97	Lions acquired Dallas' 1997 2nd round pick in exchange for Detroit's 1997 3rd and 4th round picks.
11/10/87	Lions traded TE Jimmie Giles to Philadelphia in exchange for the Eagles 1988 9th round pick.	3/25/98	Lions acquired LB Rob Fredrickson from Oakland in exchange for a 1998 4th round pick.
5/2/90	Lions traded QB Chuck Long to the Los Angeles Rams in exchange for the Rams 1991 3rd round pick.	4/18/98	Lions acquired Miami's 1998 2nd round pick (through Green Bay) for Detroit's 1998 3rd, 5th and 6th round picks.
8/20/90	Lions acquired RB Greg Paterra from Atlanta in exchange for a 1991 10th round pick.	4/21/98	Lions acquired Green Bay's 1999 7th round pick in exchange for RB/KR Glyn Milburn.
8/26/90	Lions traded WR John Ford to Seattle in exchange for an undisclosed conditional draft pick.	3/17/99	Lions acquired Baltimore's 1999 3rd round pick and 2000 5th round pick in exchange for QB Scott Mitchell.
9/13/90	Lions traded DE Eric Williams to Washington in exchange for RB James Wilder.	4/17/99	Lions acquired Miami's 1999 1st round pick (through San Francisco) in exchange for Detroit's 1999 2nd, 3rd and 5th round picks.
4/21/91	Lions acquired DE Kelvin Pritchett from Dallas in exchange for a 1991 2nd, 3rd and 4th round picks.	4/17/99	Lions acquired Miami's 1999 3rd round pick in exchange for Detroit's 1999 3rd and 7th round picks.
8/22/91	Lions acquired WR Brett Perriman from New Orleans in exchange for a 1992 5th round pick.	4/18/99	Lions acquired Philadelphia's 1999 5th round pick in exchange for a 2000 4th round pick.
10/8/91	Lions traded T Harvey Salem to Denver in exchange for the Broncos 1992 3rd round pick.	8/31/99	Lions acquired RB Greg Hill from the St. Louis Rams in exchange for Detroit's 2000 5th round (from Baltimore) and 7th round picks.
4/26/92	Lions acquired Dallas 1992 2nd round pick in exchange for Detroit's 1992 3rd, 4th and 9th round picks.		
4/27/92	Lions acquired New England's 1992 6th round pick in exchange for Detroit's 1992 6th, 7th, 10th and 12th round picks.		
4/23/93	Lions traded NT Jerry Ball to Cleveland in exchange for the Browns 1993 3rd round pick.		

4/21/01	Lions acquired New England's 2001 2nd and 6th round picks in exchange for a 2nd round pick.	4/26/08	Lions acquired Kansas City's 2008 1st round, 3rd round and 5th round picks in exchange for Detroit's 1st and 3rd round picks.
4/21/01	Lions acquired New York Giants 2001 2nd round pick in exchange for Detroit's 2001 3rd and 4th round picks.	4/27/08	Lions trade 2008 3rd and 6th round picks to Miami in exchange for the Dolphins 2008 3rd round pick.
4/22/01	Lions acquired New England's 2001 5th round pick in exchange for Detroit's 2001 6th and 7th round picks.	4/27/08	Lions trade 2008 4th round and 2009 4th round picks to Dallas in exchange for the Cowboys 2008 3rd round pick.
9/2/01	Lions acquired QB Ty Detmer from Cleveland in exchange for a 2002 4th round pick.	4/27/08	Lions trade 2008 5th round choice to New Orleans in exchange for 2008 5th round and 7th round picks.
8/23/02	Lions trade G Brenden Stai to Washington for the Redskins 2003 5th round pick.	10/14/08	Lions acquired Dallas' 2009 1st, 3rd and 6th round selections in exchange for WR Roy Williams and a 2009 7th round pick.
4/27/03	Lions trade WR Larry Foster to Arizona for the Cardinals's 2003 7th round pick.	3/2/09	Lions acquired CB Anthony Henry from Dallas in exchange for QB Jon Kitna.
4/27/03	Lions trade RB Aveion Cason to Dallas for the Cowboys 2003 7th round pick.	3/16/09	Lions acquired LB Julian Peterson from Seattle in exchange for DT Cory Redding and a 2009 5th round pick.
8/31/03	Lions acquired RB Olandis Gary from Buffalo for a 2004 7th round pick.	4/26/09	Lions trade 2009 3rd round pick to New York Jets in exchange for the Jets 2009 3rd, 4th and 7th round picks.
4/24/04	Lions trade 2004 1st round pick to Cleveland in exchange for the Browns 2004 1st and 2nd round picks.	4/26/09	Lions trade 2009 6th round pick to Denver for the Broncos 2009 7th round and 2010 5th round pick.
4/24/04	Lions acquired Kansas City's 2004 1st round pick in exchange for Detroit's 2004 2nd and 4th round picks and a 2005 5th round pick.	7/1/09	Lions acquire WR/PR Dennis Northcutt from Jacksonville in exchange for S Gerald Alexander.
4/23/05	Lions acquired Tennessee's 2005 2nd round pick in exchange for Detroit's 2005 2nd and 4th round.	9/4/09	Lions acquire S Ko Simpson from Buffalo in exchange for a 2010 7th round draft pick.
4/24/05	Lions acquired New England's 2005 5th and 6th round picks in exchange for a 2006 4th round pick.	9/7/09	Lions acquire a 2011 7th round pick from New York Jets in exchange for QB Kevin O'Connell.
8/11/05	Lions acquired S Jon McGraw from New York Jets for a 2007 7th round pick.	3/6/10	Lions acquire DT Corey Williams and a 2010 7th round draft choice from Cleveland in exchange for a 2010 5th round pick.
5/12/06	Lions trade QB Joey Harrington to Miami for a 2007 5th round pick.	3/13/10	Lions acquire CB Chris Houston from Atlanta in exchange for a 2010 6th round pick and a 2011 7th round pick.
3/2/07	Lions trade CB Dre' Bly and a 2007 6th round pick to Denver for RB Tatum Bell, T George Foster and the Rams 2007 5th round pick.	3/16/10	Lions acquire QB Shaun Hill from San Francisco in exchange for a 2011 7th round pick.
3/2/07	Lions trade DE James Hall to St. Louis for the Rams 2007 5th round pick.	4/6/10	Lions acquire G Rob Sims and a 2010 7th round pick from Seattle in exchange for DE Robert Henderson and a 2010 5th round pick.
4/28/07	Lions trade 2007 2nd round pick to Buffalo in exchange for the Bills 2007 2nd and 3rd round picks.	4/20/10	Lions acquire TE Tony Scheffler from Denver in a three-team trade that sends LB Ernie Sims to Philadelphia.
4/28/07	Lions trade QB Josh McCown and WR Mike Williams to Oakland Raiders in exchange for the Raiders 2007 4th round pick.	4/22/10	Lions acquire a 2010 1st round and 4th round picks from Minnesota in exchange for Detroit's 2010 2nd round pick, 4th round and 7th round picks.
4/28/07	Lions acquired New Orleans 2007 2nd round pick in exchange for Detroit's 2007 3rd and 5th round picks.	4/24/10	Lions acquire 2011 6th round pick from Philadelphia in exchange for a 2010 7th round pick.
4/28/07	Lions trade 2007 3rd and 4th round picks to Baltimore in exchange for the Ravens 2007 2nd round pick.		
4/29/07	Lions acquired a 2007 4th round pick from St. Louis in exchange for two 2007 5th round picks.		
3/1/08	Lions acquired CB Leigh Bodden and a 2008 3rd round pick with Cleveland in exchange for DT Shaun Rogers.		

- 8/19/10 Lions acquired DE Lawrence Jackson from Seattle for a 2011 6th round pick.
- 8/31/10 Lions trade T Tyler Polunbus to Seattle for an undisclosed 2012 draft pick.
- 9/6/10 Lions acquire CB Alphonso Smith and a 2011 7th round pick from Denver in exchange for TE Dan Gronkowski and a 2011 6th round pick.
- 4/29/11 Lions acquire 2011 2nd round, 5th round and 7th round picks from Seattle in exchange for 2011 3rd round, 4th round, 5th round and 7th round picks.
- 4/28/12 Lions acquire 2012 4th round and 6th round picks from San Francisco in exchange for a 2012 4th round pick.
- 4/28/12 Lions acquire 2012 5th round and 7th round picks from Minnesota in exchange for 2012 7th round and 2013 4th round picks.
- 4/28/12 Lions acquire a 2012 5th round from Oakland in exchange for 2012 5th round and 7th round picks.
- 10/31/12 Lions acquire WR Mike Thomas from Jacksonville in exchange for a 2014 5th round draft pick.
- 4/27/13 Lions acquire 2013 5th and 6th round picks from Baltimore through Seattle in exchange for 2013 5th round pick.
- 8/26/13 Lions acquire LB Chris White from Buffalo in exchange for QB Thaddeus Lewis.
- 5/9/14 Lions acquire 2014 2nd and 5th round picks from Minnesota through Seattle in exchange for 2014 2nd, 4th and 7th round picks.
- 5/10/14 Lions acquire 2014 5th and 7th round picks from Dallas in exchange for 2014 5th round pick.
- 3/10/15 Lions acquire DT Haloti Ngata and 2015 7th round pick from Baltimore in exchange for 2015 4th and 5th round picks.
- 4/15/15 Lions acquire 2015 5th round pick from Tampa Bay in exchange for DE George Johnson and 2015 7th round pick.
- 4/30/15 Lions acquire 2015 1st round pick (28), 5th round pick (143), 2016 5th round pick and G/C Manny Ramirez from Denver in exchange for 2015 1st round pick (23).
- 5/1/15 Lions acquire 2015 3rd round pick (80) from Minnesota in exchange for 2015 3rd round pick (88) and 5th round pick (143).
- 5/2/15 Lions acquire 2015 4th round pick (113) from Philadelphia in exchange for 2016 3rd round pick.
- 8/3/15 Lions acquire 2016 draft pick from Seattle in exchange for CB Mohammed Seisay.
- 8/25/15 Lions acquire 2017 draft pick from New England in exchange for T Michael Williams.
- 8/31/15 Lions acquire TE Tim Wright from Tampa Bay in exchange for K Kyle Brindza.
- 5/10/16 Lions acquire LB Jon Bostic from the New England Patriots in exchange for 2017 7th round pick.
- 8/29/16 Lions acquire G Brandon Thomas from the San Francisco 49ers in exchange for WR Jeremy Kerley.
- 10/25/16 Lions acquire 2017 6th round pick from the New England Patriots in exchange for LB Kyle Van Noy and 2017 7th round pick.
- 4/28/17 Lions acquire 2017 3rd round pick (96) from New England in exchange for 2017 3rd round pick (85).
- 6/15/17 Lions acquire T Greg Robinson from Los Angeles Rams in exchange for 2018 draft pick.

ALL-TIME ALPHABETICAL ROSTER

* Deceased

A

Player	Pos.	College	Years
Abdullah, Ameer	RB	Nebraska	2015-
Abdul-Quddus, Isa	S	Fordham	2014-15
Abrams, Kevin	CB	Syracuse	1997-00
Adams, Ernie	LB	Illinois	1987
Addams, Abraham	E	Indiana	1949
Ahrens, Dave	LB	Wisconsin	1988
* Aiello, Anthony	B	Youngstown	1944
Akers, David	K	Louisville	2013
Alama-Francis, Ikaika	DE	Hawaii	2007-08
Alderman, Grady	G	Detroit	1960
Aldridge, Allen	LB	Houston	1998-01
Alexander, Bruce	CB	Stephen F. Austin	1989-91
Alexander, Gerald	S	Boise State	2007-08
Alexander, Stephen	TE	Oklahoma	2004
* Alford, Gene	RB	Texas Tech	1931-33
Alford, Mike	C	Auburn	1966
Allen, Jimmy	DB	UCLA	1978-81
Allen, Nate	DB	Texas Southern	1979
Allerman, Kurt	LB	Penn State	1985
* Ambrose, Walt	G	Carroll (Wisc.)	1930
* Andersen, Stanley	E	Stanford	1941
Anderson, Courtney	T	San Jose State	2007
Anderson, Gary A.	G	Stanford	1977-78
Anderson, Gary W.	RB	Arkansas	1993
Anderson, Scotty	WR	Grambling	2001-03
* Andolsek, Eric	G	Louisiana State	1988-91
* Ane, Charles	T	Southern California	1953-59
Ansah, Ezekiel	DE	Brigham Young	2013-
Araguz, Leo	P	Stephen F. Austin	2001
Arena, Anthony	C	Michigan State	1942
Armbrister, Thurston	LB	Miami (Fla.)	2016-
* Armstrong, Bob	T	Missouri	1931-32
Arnold, Jim	P	Vanderbilt	1986-93
Arnold, John	RB	Wyoming	1979-80
* Atkins, George	G	Auburn	1955
Atkins, James	G	Southwest Louisiana	2000
* Austin, James	E	St. Mary's (Calif.)	1939
Austin, Rodney	G	Elon	2013-14
Avril, Cliff	DE	Purdue	2008-12

B

Baack, Steve	DE	Oregon	1984-87
Babers, Roderick	CB	Texas	2003-04
Backus, Jeff	T	Michigan	2001-12
Bademosi, Johnson	CB	Stanford	2016-

Bailey, Boss	LB	Georgia	2003-07	Bland, Carl	WR	Virginia Union	1984-88
* Bailey, Byron	B	Washington State	1952-54	* Blessing, Paul	E	Nebraska State Tchrs.	1944
Bailey, Robert	CB	Miami (Fla.)	1997-99, 2001	Blue, Greg	S	Georgia	2007
Baker, Al	DE	Colorado State	1978-82	Blue, Luther	WR	Iowa State	1977-79
* Baker, John	DE	North Carolina College	1968	Blundin, Matt	QB	Virginia	1997
Baldschwiler, Karl	T	Oklahoma	1978-82	Bly, Dré	CB	North Carolina	2003-06
Ball, Jerry	NT	Southern Methodist	1987-92	Boadway, Steve	LB	Arizona	1987
Ball, Larry	LB	Louisville	1975	Bodden, Leigh	CB	Duquesne	2008
* Banas, Stephen	B	Notre Dame	1935	Boden, Lynn	T	South Dakota State	1975-78
* Banjavic, Emil	B	Arizona	1942	* Bodenger, Maurice	G	Tulane	1931-34
Banks, Johnthan	CB	Mississippi State	2016	Bodiford, Shaun	WR	Portland State	2006
Bannan, Justin	DT	Colorado	2013	Boggs, Taylor	C	Humboldt State	2015
* Banonis, Vincent	C	Detroit	1951-53	Boldin, Anquan	WR	Florida State	2016
Banta, Bradford	TE	Southern California	2001-04	Bolinger, Russ	G	Long Beach State	1976-82
* Barle, Louis	B	Duluth	1938	Bolton, Andy	RB	Fisk	1976-78
Barnes, Adairius	CB	Louisiana Tech	2016-	* Bolton, Harry	T	Oklahoma State	1944
Barnes, Al	WR	New Mexico State	1971-73	Bonham, Shane	DT	Tennessee	1994-97
Barnes, Darian	FB	Hampton	2008	* Booth, Richard	B	Case Western	1941-45
Barnes, Kevin	CB	Maryland	2012	Borgella, Jocelyn	CB	Cincinnati	1994-96
Barnes, Roosevelt	LB	Purdue	1982-85	Bostic, John	DB	Bethune-Cookman	1985-87
Barney, Lem	CB	Jackson State	1967-77	* Boswell, Ben	T	TCU	1933
* Barr, Terry	B	Michigan	1957-65	Bouwens, Shawn	G	Nebraska-Wesleyan	1991-94
Barrett, Reggie	WR	UTEP	1991-93	* Bowdoin, Jim	G	Alabama	1933
Barrows, Scott	OL	West Virginia	1986-88	* Bowman, William	B	William & Mary	1954, 56
Bartell, Ron	CB	Howard	2012	* Box, Cloyce	E	West Texas State	1949-50, 52-54
Barton, Greg	QB	Tulsa	1969	Boyd, Stephen	LB	Boston College	1995-01
Bashir, Idrees	S	Memphis	2007	Boyd, Thomas	LB	Alabama	1987
Bass, Mike	DB	Michigan	1967	Boyd, Tommie	WR	Toledo	1997-98
Batch, Charlie	QB	Eastern Michigan	1998-01	Bradford, Corey	WR	Jackson State	2006
Bates, Mario	RB	Arizona State	2000	Bradley, Danny	WR	Oklahoma	1987
* Batinsky, Stanley	G	Temple	1941-47	Bradley, Jon	FB	Arkansas State	2007-08
Batten, Pat	FB	Hardin-Simmons	1964	Bradley, Luther	CB	Notre Dame	1978-81
* Baumgardner, Joe Billy	HB	Texas	1948	* Bradshaw, Charlie	T	Baylor	1967-68
Beckham, Tony	CB	Wisconsin-Stout	2007	* Braidwood, Chuck	WR	Chattanooga	1930
Beemer, Bob	DE	Toledo	1987	Brettschneider, Carl	LB	Iowa State	1960-63
Beer, Tom	LB	Wayne State	1994-96	* Briggs, Paul	T	Colorado	1948
* Behan, Charles	E	DeKalb	1942	* Brill, Harold	B	Wichita State	1939
* Belichick, Stephen	B	Case Western Reserve	1941	* Brim, Michael	CB	Virginia Union	1989
Bell, Anthony	LB	Michigan State	1991	Briscoe, Marlin	WR	Nebraska-Omaha	1975-76
Bell, Bob	DT	Cincinnati	1971-73	* Britt, Maurice	E	Arkansas	1941
Bell, Joique	RB	Wayne State	2011-16	Brock, Lou	DB	Southern California	1988
Bell, Marcus	DT	Memphis	2004-06	Brock, Willie	C	Colorado	1978
Bell, Tatum	RB	Oklahoma State	2007	Brooks, Barrett	T	Kansas State	1999-00
Belton, Keith	FB	Syracuse	2004	* Brooks, Bud	G	Arkansas	1955
* Bennett, Chuck	RB	Indiana	1930-31	Brooks, Jon	LB	Clemson	1979
Bennett, Tommy	S	UCLA	2001	Brooks, Kevin	DE	Michigan	1989-90
Benson, Charles	DE	Baylor	1987	Brooks, Michael	LB	Louisiana State	1996
Bentley, Bill	CB	Louisiana-Lafayette	2012-15	Brooks, Steve	TE	Occidental	1996
* Bernard, Charles	C	Michigan	1934	Brown, Aaron	RB	Texas Christian	2009-11
Bernard, Karl	RB	SW Louisiana	1987-88	Brown, Arnold	DB	North Carolina Central	1985-86
* Berrang, Edward	E	Villanova	1951	Brown, C.C.	S	Louisiana-Lafayette	2010
Berry, Aaron	CB	Pittsburgh	2010-2012	Brown, Charlie	WR	Northern Arizona	1970
* Berry, Connie M.	E	North Carolina State	1939	Brown, Corwin	S	Michigan	1999-00
Best, Jahvid	RB	California	2010-12	* Brown, Howard	G	Indiana	1948-50
Beverly, Eric	C	Miami (Ohio)	1998-2003	Brown, J.B.	CB	Maryland	1999-00
Bing, Darnell	LB	Southern California	2008-09	Brown, Lomas	T	Florida	1985-95
* Bingaman, Les	G	Illinois	1948-54	Brown, Mark	LB	Purdue	1989-91
Black, Mike	P	Arizona State	1983-87	* Brown, Marvin	B	East Texas State	1957
Blades, Bennie	S	Miami (Fla.)	1988-96	Brown, Ray	G	Arkansas State	2002
Blair, T.C.	TE	Tulsa	1974	Brown, Reggie	LB	Texas A&M	1996-97
Blaise, Kerlin	G	Miami (Fla.)	1998-2003	* Brown, Richard	C	Iowa	1930

Brown, Roger	T	Maryland State	1960-66	Cassady, Howard	B	Ohio State	1956-61, 63
Broyles, Ryan	WR	Oklahoma	2012-14	*Caston, Toby	LB	Louisiana State	1989-93
*Brumley, Robert	B	Rice	1945	Caver, James	WR	Missouri	1983
Bryan, Copeland	DE	Arizona	2009	*Cavosie, John	RB	Butler	1931-33
Bryant, Anthony	DT	Alabama	2006	Cesare, Billy	DB	Miami (Fla.)	1982
Bryant, Armonty	DE	East Central	2016-	Chadwick, Jeff	WR	Grand Valley State	1983-89
Bryant, Fernando	CB	Alabama	2004-07	Chalenski, Mike	DE	UCLA	1998
Bryson, Shawn	RB	Tennessee	2003-06	Chandler, Karl	C	Princeton	1978
Buchanon, Phillip	CB	Miami (Fla.)	2009	*Chantiles, Thomas	T	Southern California	1942
Buckley, Eldra	RB	Tennessee-Chattanooga	2011	Chapas, Shaun	FB	Georgia	2012
*Bulger, Chester	T	Auburn	1950	Chapman, Clarence	DB	Eastern Michigan	1985
Bullocks, Daniel	S	Nebraska	2006-09	Charles, Orson	TE	Georgia	2016
*Bumgardner, Max	E	Texas	1948	Charles, Stefan	DT	Regina	2016
*Bundra, Mike	T	Southern California	1962-63	*Chase, Benjamin	G	Navy	1947
Bunz, Dan	LB	Cal State-Long Beach	1985	Cherilus, Gosder	T	Boston College	2008-12
*Burleson, John	T	Southern Methodist	1933	Cherry, Raphael	DB	Hawaii	1987-88
Burleson, Nate	WR	Nevada	2010-13	*Christensen, Frank	B/DB	Utah	1934-37
Burns, Mike	DB	Southern California	1978	*Christensen, George	T	Oregon	1931-38
Burton, Leonard	C	South Carolina	1992-94	*Christensen, Koester	WR	Michigan State	1930
Burton, Michael	FB	Rutgers	2015-16	*Christiansen, Jack	B	Colorado A&M	1951-58
Bush, Rafael	S	South Carolina State	2016	Chryplewicz, Pete	TE	Notre Dame	1997-99
Bush, Reggie	RB	Southern California	2013-14	*Cifelli, August	T	Notre Dame	1950-52
*Busich, Samuel	E	Ohio	1943	*Cifers, Robert	B	Tennessee	1946
Bussey, Dexter	RB	Texas-Arlington	1974-84	Ciurciu, Vinny	LB	Boston College	2009-10
Butcher, Paul	LB	Wayne State	1986-88	Claiborne, Chris	LB	Southern California	1999-02
Butler, Crezdon	CB	Clemson	2015-16	Clark, Al	DB	Eastern Michigan	1971
Butler, Kelly	T	Purdue	2004-05	Clark, Brian	WR	North Carolina State	2010
Bynes, Josh	LB	Auburn	2014-16	Clark, Dexter	DB	Toledo	1987
C				*Clark, Earl "Dutch"	B	Colorado	1931-32, 34-38
*Caddel, Ernie	B	Stanford	1933-38	Clark, Ernie	LB	Michigan State	1963-67
*Cain, James	E	Alabama	1950, 53-55	Clark, Jessie	RB	Arkansas	1988
Cain, Pat	C/G	Wichita State	1987	Clark, Robert	WR	North Carolina Central	1989-91
Calhoun, Brian	RB	Wisconsin	2006-08	*Clark, Wayne	E	Utah	1944-45
*Callahan, J.R.	B	Texas	1946	Clay, Willie	S	Georgia Tech	1992-95
Callicutt, Ken	RB	Clemson	1978-82	*Clemons, Raymond	G	Central Oklahoma State	1939
*Callihan, William	B	Nebraska	1940-45	Cline, Jackie	DE	Alabama	1990
*Calvelli, Anthony	C	Stanford	1939-40	Cline, Ollie	B	Ohio State	1950-53
Campbell, Caleb	LB	Army	2010	Cobb, Garry	LB	Southern California	1979-84
Campbell, Dan	TE	Texas A&M	2006-08	Cobourne, Avon	RB	West Virginia	2003
Campbell, Jeff	WR	Colorado	1990-93	Cody, Bill	LB	Auburn	1966
Campbell, Lamar	CB	Wisconsin	1998-02	Cody, Shaun	DT	Southern California	2005-08
Campbell, Mike	RB	Lenoir Rhyne	1968	Cofer, Michael	DE/LB	Tennessee	1983-92
*Campbell, Stanley	G	Iowa State	1952, 55-58	*Cogdill, Gail	E	Washington State	1960-68
Cannon, Anthony	LB	Tulane	2006-08	Cohen, Joe	DT	Florida	2009
Cappleman, Bill	QB	Florida State	1971-73	Cohen, Landon	DT	Ohio	2008-09
Capria, Carl	DB	Purdue	1974	Colbert, Keary	WR	Southern California	2008
*Cardwell, Lloyd	B	Nebraska	1937-43	Cole, Eddie	LB	Mississippi	1979-80
Carey, Don	S	Norfolk State	2011-	*Colella, Thomas	B	Canisius	1941-43
Carpenter, Bobby	LB	Ohio State	2010-11	Coleman, Erik	S	Washington State	2011-12
*Carpenter, Lewis	B	Arkansas	1953-55	Collins, Andre	LB	Michigan	1999
Carr, Carl	LB	North Carolina	1987	Collins, Jed	FB	Washington State	2014
Carrier, Mark	S	Southern California	1997-99	Colon, Harry	S	Missouri	1992-94, 97
Carrington, Darren	CB	Northern Arizona	1990	Compton, Dick	B	McMurry	1962-64
Carter, Alex	CB	Stanford	2016-	Compton, Mike	C/G	West Virginia	1993-00
Carter, Anthony	WR	Michigan	1994-95	*Concannon, Jack	QB	Boston College	1975
Carter, Marty	S	Middle Tenn. State	2001	*Conlee, Gerry	C	St. Mary's (Pa.)	1943
Carter, Pat	TE	Florida State	1988	Conover, Scott	T	Purdue	1991-96
Case, Stoney	QB	New Mexico	2000	*Cook, Damion	G	Bethune-Cookman	2008-09
Cash, Chris	CB	Southern California	2002-04	*Cook, Gene	E	Toledo	1959
Cason, Arien	RB	Illinois State	2001-02, 06-08	*Cook, Ted	E	Alabama	1947
				Cooke, Bill	DT	Massachusetts	1978

* Cooper, Harold	B	Detroit	1937	DeVries, Jared	DE	Iowa	1999-2010
Cooper, Rafael	RB	Louisville	2002	* DeWeese, Ebbv	G	No College	1930
Copeland, Brandon	LB	Pennsylvania	2015-	Dibble, Dorne	E	Michigan State	1951, 53-57
* Corgan, Michael	B	Notre Dame	1943	Dickel, Dan	LB	Iowa	1978
Cotton, Craig	TE	Youngstown State	1969-72	Dickerson, Dorin	TE	Pittsburgh	2013
Cottrell, Bill	T	Delaware Valley	1967-70	* Diehl, David	E	Michigan State	1939-40, 44-45
Couplin, Jerome	S	William & Mary	2014	Dieterich, Chris	T	North Carolina State	1980-86
* Crabtree, Clement	T	Wake Forest	1940-41	Diggs, Quandre	CB	Texas	2015-
Craig, Paco	WR	UCLA	1988	Diorio, Jerry	TE	Michigan	1987
* Creekmur, Lou	T	William & Mary	1950-59	Dixon, André	CB	Northeastern	1999
* Cremer, Theodore	E	Auburn	1946-48	Dizon, Jordon	LB	Colorado	2008-10
Cribbs, James	DE	Memphis State	1989	Dodge, Kirk	LB	UNLV	1984-85
Crockett, Ray	CB	Baylor	1989-93	Doig, Steve	LB	New Hampshire	1984-85
Croft, Don	DT	UTEP	1976	* Doll, Donald	B	Southern California	1949-52
Cronin, Gene	G	Pacific	1956-59	Dollinger, Tony	FB	Evangel	1987
Crosswhite, Leon	RB	Oklahoma	1973-74	Donahue, Ryan	P	Iowa	2011
Crowell, Germane	WR	Virginia	1998-02	* Doran, James	E	Iowa State	1951-59
Cudjo, Jermelle	DT	Central Oklahoma	2015	* D'Orazio, Joseph	T	Ithaca	1944
Culp, Curley	DT	Arizona State	1980-81	Dorney, Keith	T/G	Penn State	1979-87
Culpepper, Daunte	QB	Central Florida	2008-09	* Douds, Jap	T	Washington & Jefferson	1930-31
* Cunningham, Leon	LB	South Carolina	1955	* Dove, Robert	E/G	Notre Dame	1953-54
Curley, August	LB	Southern California	1983-86	Dozier, D.J.	RB	Penn State	1991
Curry, Donté	LB	Morris Brown	2002-07	* Dronett, Shane	DE	Texas	1996
Curry, Julius	S	Michigan	2003	Droughns, Reuben	RB	Oregon	2001

D

* D'Addio, Dave	FB	Maryland	1984	* Dumlinski, Thomas	WR	Penn State	2002-06
Dahl, Joe	OL	Washington State	2016-	Duckens, Mark	QB	Utah	1952-54
Dallafior, Ken	G	Minnesota	1989-92	Duckett, T.J.	DE	Arizona State	1990
* D'Alonzo, Peter	B	Villanova	1951-52	* Dudish, Andrew	RB	Michigan State	2007
Danielson, Gary	QB	Purdue	1976-84	* Dudley, Bill	C	Georgia	1948
Darby, Byron	DL	Southern California	1989	* Dugger, Jack	B	Virginia	1947-49
Darby, Chuck	DT	South Carolina State	2008-09	Duncan, Howard	E	Ohio State	1947-48
* David, James	B	Colorado A&M	1952-59	Duncan, Rick	C	Ohio State	1948
Davis, Ben	DB	Defiance	1974-76	Dunlap, Leonard	P	East Montana State	1969
Davis, Buster	LB	Florida State	2007	Durant, Justin	DB	North Texas State	1975
Davis, Eric	CB	Jacksonville State	2002	Durham, Kris	LB	Hampton	2011-12
Davis, Frank	G	South Florida	2006-07		WR	Georgia	2012-13
* Davis, Glenn	E	Ohio State	1960-61				
Davis, James	LB	West Virginia	2003-05	Earon, Blaine	E	Duke	1952-53
Davis, Jerome	NT	Ball State	1987	* Ebding, Harry	E	St. Mary's (Calif.)	1931-37
Davis, Kellen	TE	Michigan State	2014	Ebron, Eric	TE	North Carolina	2014-
Davis, Rashied	WR	San Jose State	2011	* Eby, Byron	RB	Ohio State	1930
* Davis, Ray	G	Samford	1932-33	Eddy, Nick	RB	Notre Dame	1968-72
* Davis, Red	RB	Geneva	1933	Edwards, Dovonte	CB	North Carolina State	2007
* Dawley, Frederick	B	Michigan	1944	Edwards, Kalimba	DE	South Carolina	2002-07
Dawson, Keyunta	DE	Texas Tech	2011	Edwards, Patrick	WR	Houston	2013
* Dawson, Mike	DT	Arizona	1983	Edwards, Stan	FB	Michigan	1987
Dawkin, Tony	LB	Georgia Tech	1977-78	Edwards, Troy	WR	Louisiana Tech	2005
Decker, Taylor	T	Ohio State	2016-	Ehrmann, Joe	DT	Syracuse	1981-82
* DeCorevont, William	B	Northwestern	1946	Eiden, Edmund	B	Scranton	1944
* DeFruiter, Robert	B	Nebraska	1947	Ekejuba, Isaiah	LB	Virginia	2010-11
Delaney, Jeff	DB	Pittsburgh	1981	* Elam, Cleveland	DT	Tennessee State	1979
Delmas, Louis	S	Western Michigan	2009-13	Elder, Donnie	DB	Memphis State	1986
* DeMarco, Mario	G	Miami (Fla.)	1949	* Elias, Homer	G	Tennessee State	1978-84
DeMulling, Rick	G	Idaho	2005-06	Ellerson, Gary	RB	Wisconsin	1987
Dennis, Guy	G	Florida	1973-75	Ellis, Devale	WR	Hofstra	2006-07
DePoyster, Jerry	K	Wyoming	1968	Ellis, Ken	DB	Southern	1979
Derby, John	LB	Iowa	1992	* Ellis, Lawrence	B	Syracuse	1948
* Derleth, Bob	OL	Michigan	1947	Ellis, Luther	DT	Utah	1995-03
* DeShane, Charles	B	Alabama	1945-49	* Elser, Earl	T	Butler	1933
Detmer, Ty	QB	Brigham Young	2001-03	Emanuel, Bert	WR	Rice	2001
				* Emerick, Robert	T	Miami (Ohio)	1934

*Emerson, Gover "Ox"	OL/LB	Texas	1931-37	Fox, Jason	T	Miami (Fla.)	2010-13
Engle, Greg	C	Illinois	1999	Fox, Vernon	CB	Fresno State	2004-05
English, Doug	DT/NT	Texas	1975-79, 81-85	Fralic, Bill	G	Pittsburgh	1993
*Enke, Fred	QB	Arizona	1948-51	Frampton, Eric	S	Washington State	2007
Erxleben, Russell	P	Texas	1987	Franklin, Dennis	WR	Michigan	1975-76
Evans, Doug	CB	Louisiana Tech	2003	Franks, Dennis	C	Michigan	1979
Evans, Leon	DE	Miami (Fla.)	1985-87	Fredrickson, Rob	LB	Michigan State	1998
*Evans, Murray	B	Hardin-Simmons	1942-43	Freese, Nate	K	Boston College	2014
*Evey, Dick	DT	Tennessee	1971	Freitas, Rockne	T	Oregon State	1968-77
F				*French, Barry	G	Purdue	1951
Faggins, Demarcus	CB	Kansas State	2009	Frerotte, Gus	QB	Tulsa	1999
Fair, Terry	CB/KR	Tennessee	1998-01	Friede, Mike	WR	Indiana	1980
Fairley, Nick	DT	Auburn	2011-14	Frizzell, William	DB	North Carolina Central	1984-85
Fanning, Mike	DT	Notre Dame	1983	Frohbose, Bill	DB	Miami (Fla.)	1974
Fantetti, Ken	LB	Wyoming	1979-85	*Frutig, Edward	E	Michigan	1945-46
*Farkas, Andrew	B	Detroit	1945	*Fucci, Dominic	B	Kentucky	1955
Farmer, George	WR	UCLA	1975	Fuller, Corey	WR	Virginia Tech	2013-16
*Farr, Mel	RB	UCLA	1967-73	Fuller, Vincent	S	Virginia Tech	2011
Farr, Mike	WR	UCLA	1990-92	*Furness, Steve	DT	Rhode Island	1981
Farr, Miller	DB	Wichita	1973	Furrey, Mike	WR	Northern Iowa	2006-08
Fauria, Joseph	TE	UCLA	2013-14	*Furst, Anthony	T	Dayton	1940-41, 44
Federico, Craig	DB	Illinois State	1987	G			
*Feldhaus, William	T	Cincinnati	1937-40	Gagliano, Bob	QB	Utah State	1989-90
Felton, Jerome	FB	Furman	2008-10	*Gagnon, Roy	G	Oregon	1935
Felton, Joe	G	Albion	1987	Gaines, Lawrence	FB	Wyoming	1976-79
Felts, Bob	HB	Florida A&M	1965-67	Gaines, Michael	TE	Central Florida	2008
*Fena, Thomas	G	Colorado	1937	Gallagher, Dave	DT	Michigan	1978-79
*Fennebock, Charles	B	UCLA	1943-45	Gallagher, Frank	G	North Carolina	1967-72
*Fenner, Harold	WR	No College	1930	Galloway, Duane	DB	Arizona State	1985-87
Ferguson, Joe	QB	Arkansas	1985-87	Gambol, Chris	T	Iowa	1989
Ferguson, Keith	DE	Ohio State	1985-90	Gambrell, Bill	E	South Carolina	1968
Ferguson, Larry	HB	Iowa	1963	*Gandee, Sherwin	E	Ohio State	1952-56
*Fichman, Leon	T	Alabama	1946-47	Gandy, Dylan	G	Texas Tech	2009-13
Fields, Anthony	DB	Eastern Michigan	1987	Garcia, Jeff	QB	San Jose State	2005
Fields, Edgar	DT	Texas AGM	1981	Gardner, Gilbert	LB	Purdue	2008
Fifer, William	T	West Texas State	1978	Gary, Olandis	RB	Georgia	2003
Figurs, Yamon	WR	Kansas State	2009	*Gatski, Frank	C	Marshall	1957
Fisher, Travis	CB	Central Florida	2007-08	Gaubatz, Dennis	LB	Louisiana State	1963-64
*Fisk, William	E	Southern California	1940-43	Gay, William	DE	Southern California	1978-87
FitzSimmons, Casey	TE	Carrroll College (Mont.)	2003-09	*Gedman, Gene	B	Indiana	1953, 56-58
Flanagan, Ed	C	Purdue	1965-74	Geile, Chris	C	Eastern Illinois	1987
*Flanagan, Richard	LB	Ohio State	1950-52	*George, Ray	T	Southern California	1939
*Fleckenstein, Bill	G	Iowa	1930	Germany, Willie	DB	Morgan State	1973
Fletcher, Jamar	CB	Wisconsin	2006	*Gibbons, James	E	Iowa	1958-68
Florence, Drayton	CB	Tuskgegee	2012	Gibbs, Sonny	QB	Texas Christian	1964
*Flowers, Keith	C	TCU	1952	Gibson, Aaron	T	Wisconsin	1999-01
Fluellen, Andre	DT	Florida State	2008-15	Gibson, Dennis	LB	Iowa State	1987-93
Follett, Zack	LB	California	2009-10	Gilberry, Wallace	DE	Alabama	2016
Folmar, Brendon	QB	California (Pa.)	1987	Giles, Jimmie	TE	Alcorn State	1986
Foote, Larry	LB	Michigan	2009	*Gill, Sloko	G	Youngstown State	1942
Ford, Brad	CB	Alabama	1996	*Gillette, Jim	B	Virginia	1948
Ford, Darryl	LB	New Mexico State	1992-93	*Gilmer, Harry	QB	Alabama	1955-56
Ford, John	WR	Virginia	1989	Ginn, Tommie	G	Arkansas	1980-81
Forsett, Justin	RB	California	2016	Gipson, Paul	RB	Houston	1971
*Forte, Aldo	G	Montana	1946	*Girard, Earl	B	Wisconsin	1952-56
Fortin, Roman	T	San Diego State	1991	Glasgow, Graham	G/C	Michigan	2016-
Foster, Geroge	T	Georgia	2007-08	Glass, William	DE	Baylor	1958-61
Foster, Larry	WR	Louisiana State	2000-02	*Glassgow, Bill	RB	Iowa	1930
Fowler, Amos	C	Southern Mississippi	1978-84	Glover, Kevin	C/G	Maryland	1985-97
Fowler, Eric	WR	Grand Valley State	2009	Goich, Dan	DE	California	1969-70
Fowler, Melvin	C	Maryland	2009	*Goldman, Samuel	E	Howard	1949

Hilliard, Corey	T	Oklahoma State	2010-14	James, Garry	RB	Louisiana State	1986-88
*Hillman, Bill	B	Tennessee	1947	James, John	P	Florida	1982
Hilton, John	TE	Richmond	1972-73	*James, June	LB	Texas	1985-88
*Hinchman, Hubert	B	Butler	1934	*James, Tommy	B	Ohio State	1947
Hinnant, Mike	G/TE	Temple	1992	James, William	CB	Western Illinois	2009
Hipple, Eric	QB	Utah State	1980-89	Jamison, George	LB	Cincinnati	1987-93, 97-98
Hirsch, Steve	DB	Northern Illinois	1987	Jansen, Jon	T	Michigan	2009
Hobbs, Kevin	CB	Auburn	2009	Jarvis, Ray	WR	Norfolk State	1974-78
Hodel, Nathan	LS	Illinois	2009	*Jaszewski, Floyd	T	Minnesota	1950-51
*Hoernschemeyer, Bob	B	Indiana	1950-55	Jauron, Dick	DB	Yale	1973-77
Hogland, Doug	G	Oregon State	1958	Jefferson, Shawn	WR	Central Florida	2003
Hogue, Doug	LB	Syracuse	2011-12	*Jefferson, William	B	Mississippi State	1941
Holland, Darius	DT	Colorado	1998	Jeffries, Greg	CB/S	Virginia	1993-98
*Holland, Vernon	T	Tennessee State	1980	Jenkins, Ken	RB	Bucknell	1983-84
*Hollar, John	B	Appalachian State	1949	Jenkins, Leon	DB	West Virginia	1972
*Holm, Tony	RB	Alabama	1931	Jenkins, Melvin	CB	Cincinnati	1991-93
Holman, Rodney	TE	Tulane	1993-95	Jenkins, Walter	E	Wayne State	1955
Holmes, Earl	LB	Florida A&M	2003-05	Jennings, Adam	WR	Fresno State	2008-09
Holmes, Jerry	CB	West Virginia	1988-89	*Jennings, Lou	C	Cenenary	1930
Holt, Terrence	S	North Carolina State	2003-06	*Jessie, Ron	WR	Kansas	1971-74
Hons, Todd	QB	Arizona State	1987	Jett, John	P	East Carolina	1997-03
Hooks, Jim	RB	Central State (Ok.)	1973-76	*Jett, John	E	Wake Forest	1941
Hoopes, Mitch	P	Arizona	1977	Johnson, Andre	T	Penn State	1997-98
Hoover, Mel	WR	Arizona State	1987	Johnson, Bryant	WR	Penn State	2009-10
*Hopp, Harry	B	Nebraska	1940-43	Johnson, Calvin	WR	Georgia Tech	2007-15
Hopson, Tyrone	G	Eastern Kentucky	2002, 04-05	Johnson, Demetrious	DB	Missouri	1983-86
Houston, Chris	CB	Arkansas	2010-13	Johnson, Gilvanni	WR	Michigan	1987
Howard, Billy	DT	Alcorn A&M	1974-76	Johnson, Isaiah	S	Georgia Tech	2015
Howard, Desmond	WR	Michigan	1999-02	Johnson, James	LB	San Diego State	1985-86
*Hubbard, Marv	FB	Colgate	1977	Johnson, Jimmie	TE	Howard	1992-93
*Huffman, Vernon	B	Indiana	1937-38	*Johnson, John "Jack"	T	Utah	1934-40
*Hughes, Chuck	WR	UTEP	1970-71	*Johnson, John Henry	B	Arizona State	1957-59
*Hunnicut, Jim	G	South Carolina	1948	Johnson, Kevin	WR	Syracuse	2005
Hunt, Phillip	DE	Houston	2015	Johnson, Landon	LB	Purdue	2010
Hunter, Herman	RB	Tennessee State	1986	Johnson, Levi	DB	Texas A&I	1973-77
*Hunter, James	DB	Grambling	1976-82	Johnson, Mike	LB	Virginia Tech	1994-95
Hunter, Jason	DE	Appalachian State	2009	Johnson, Pepper	LB	Ohio State	1996
Hunter, Jeff	DE	Albany State	1990-92	Johnson, Richard	WR	Colorado	1989-90
*Hunter, Ramey	WR	Marshall	1933	Johnson, Rick	T	Grand Valley State	1987
Hunter, Scott	QB	Alabama	1979	Johnson, Rudi	RB	Auburn	2008
Huntley, Richard	RB	Winston-Salem State	2002	*Johnson, Spider	T	No College	1930
*Hupke, Thomas	G	Alabama	1934-37	Johnson, Troy A.	LB	Oklahoma	1992
*Hutchison, Elvin	B	Whittier	1939	Johnson, Troy D.	WR	Southern	1989
Hyder, Kerry	DE	Texas Tech	2015-	Johnson, Tyrell	S	Arkansas State	2012
I				Jolley, Gordon	T	Utah	1972-75
Idonije, Israel	DE	Manitoba	2013	Jones Jr., Marvin	WR	California	2016-
Ihedigbo, James	S	Massachusetts	2014-15	Jones, A.J.	RB	Texas	1985
Irvin, LeRoy	CB	Kansas	1990	*Jones, Andre	LB	Notre Dame	1992
Irvin, Sedrick	RB	Michigan State	1999-01	Jones, David	CB/G	Texas	1984-85
*Isselhardt, Ralph	G	Franklin	1937	Jones, Doug	DB	South Fernando Valley	1979
*Ivory, Bob	G	Detroit	1947	*Jones, Elmer	G	Wake Forest	1947-48
Iwuoma, Chidi	CB	California	2001	Jones, James A.	DT	Northern Iowa	1999-00
Izo, George	QB	Notre Dame	1965	Jones, James R.	FB	Florida	1983-88
J				Jones, Jason	DE	Eastern Michigan	2013-15
Jackson, Asa	CB	Cal Poly	2016	Jones, Jeff	T	Texas A&M	1995-96
Jackson, Cedric	RB	Texas Christian	1991	*Jones, Jim	B	Union Tennessee	1946
Jackson, Ernie	DB	Jackson State	1979	Jones, Jimmie	RB	UCLA	1974
Jackson, Grady	DT	Knoxville College	2009	Jones, Kevin	RB	Virginia Tech	2004-07
Jackson, Lawrence	DE	Southern California	2010-12	*Jones, Ralph	E	Alabama	1946
Jackson, Tyoka	DT	Penn State	2006	Jones, TJ	WR	Notre Dame	2015-
				Jones, Victor	LB	Virginia Tech	1989-94

Jordan, Richard	LB	Missouri Southern	1997-99, 02	*Kring, Frank	B	Texas Christian	1945
* Joseph, Red	WR	Ohio State	1930	*Krol, Joseph	B	Western Ontario	1945
Joyce, Matt	G	Richmond	2001-04	*Krouse, Raymond	T	Maryland	1956-57
Junker, Steve	E	Xavier	1957, 59-61	*Kuczynski, Bert	E	Pennsylvania	1943
* Jurkiewicz, Walter	C	Indiana	1946				

K

Kab, Vyto	TE	Penn State	1987-88	Lacey, Jacob	CB	Oklahoma State	2012
Kacmarek, Jeff	NT	Western Michigan	1987	Lake, Antwan	DT	West Virginia	2002
* Kahl, Cy	RB	North Dakota	1930-31	LaLonde, Roger	DT	Muskingum	1964
Kamanu, Lew	DE	Weber State	1967-68	Landry, Greg	QB	Massachusetts	1968-78
* Kane, Rick	RB	San Jose State	1977-83, 85	Lane, Austen	DE	Murray State	2013
* Kaporch, Albert	T	St. Bonaventure	1943-45	* Lane, Dick	DB	Scottsbluff J.C.	1960-65
* Karilivacz, Carl	B	Syracuse	1953-57	LaRose, Dan	T	Missouri	1961-63
Karlis, Rich	K	Cincinnati	1990	Larson, Bill	TE	Colorado State	1977
Karpinski, Keith	LB	Penn State	1989	* Lary, Vale	DB	Texas A&M	1952-53, 56-64
* Karras, Alex	DT	Iowa	1958-62, 64-70	Laslavic, Jim	LB	Penn State	1973-77
Karras, Ted	G	Indiana	1965	Laster, Don	T	Tennessee State	1984
* Karstens, George	C	Indiana	1949	Latimer, Al	DB	Clemson	1982-84
* Kaska, Anthony	B	Illinois Wesleyan	1935	Lawless, Burton	G	Florida	1980
Kasper, Kevin	WR	Iowa	2006	Lawson, Nevin	CB	Utah State	2014-
Kearney, Jim	DB	Prairie View	1965-66	* Lay, Russell	G	Michigan State	1934
* Keene, Robert	B	Detroit	1943-45	* Layden, Bob	DE	Southwestern	1943
Kelly, Brian	CB	Southern California	2008	* Layne, Bobby	QB	Texas	1950-58
Kennedy, Kenoy	S	Arkansas	2005-07	* Lear, Leslie	B	Manitoba	1947
* Kennedy, Tom	T	Wayne State	1944	LeBeau, Dick	DB	Ohio State	1959-72
* Kennedy, William	E	Michigan State	1942, 44	* Lee, Biff	G	Oklahoma	1931
Kenney, Steve	G	Clemson	1986	Lee, Edward	WR	South Carolina State	1982
Kent, Greg	DT	Utah	1968	Lee, Gary	WR	Georgia Tech	1987-88
Kercher, Richard	B	Tulsa	1954	Lee, Ken	LB	Washington	1971
Kern, Chris	S	Mount Union	2004	Lee, Khari	TE	Bowie State	2016-
* Ketzko, Alexander	T	Michigan State	1943	Lee, Larry	C/G	UCLA	1981-85
Kidd, John	P	Northwestern	1998	Lee, Monte	LB	Texas	1963-64
Killebrew, Miles	S	Southern Utah	2016-	Lee, Pat	CB	Auburn	2012
King, Angelo	LB	South Carolina State	1984-87	* LeFebvre, Gil	RB	No College	1935
King, Eric	CB	Wake Forest	2009-10	* Leforce, Clyde	QB	Tulsa	1947-49
King, Horace	RB	Georgia	1975-83	Lehman, Teddy	LB	Oklahoma	2004-07
Kinzer, Matt	P	Purdue	1987	Lemonier, Cory	LB	Auburn	2016
Kircus, David	WR	Grand Valley State	2003-04	Lenon, Paris	LB	Richmond	2006-08
Kirschke, Travis	DT	UCLA	1997-02	Leonard, Tony	DB	Virginia Union	1978-79
Kiser, Paul	G	Wake Forest	1987	Leshoure, Mikel	RB	Illinois	2012-13
Kitchen, Ismaa'ily	DT	Kent State	2015	Levy, DeAndre	LB	Wisconsin	2009-16
Kitna, Jon	QB	Central Washington	2006-08	Lewis, Alex	LB	Wisconsin	2004-08
* Kizzire, Lee	FB/LB	Wyoming	1937	* Lewis, Dan	HB	Wisconsin	1958-64
* Klewicki, Edward	E	Michigan State	1935-38	Lewis, David	TE	California	1984-86
* Kmetovic, Peter	B	Stanford	1947	Lewis, Eddie	DB	Kansas	1979-80
* Knorr, Lawrence	C	Dayton	1942-45	* Lewis, Mark	TE	Texas A&M	1987-88
* Knox, Sam	G	New Hampshire	1934-36	Lewis, Ronnell	DE	Oklahoma	2012
Knoepfer, Karl	G	Bowling Green	1958	* Lewis, Tiny	RB	Northwestern	1930
* Komlo, Jeff	QB	Delaware	1979-81	Lewis, Travis	LB	Oklahoma	2012-15
Kopay, Dave	RB	Washington	1968	Liles, Alva	DT	Boise State	1980
* Kopcha, Joseph	G	Chattanooga	1936	* Liles, Elvin	G	Oklahoma A&M	1943-45
Kosier, Kyle	T	Arizona State	2005	Lincoln, Jeremy	CB	Tennessee	2000
Kostiuk, Michael	T	Detroit	1945	* Lindon, Luther	T	Kentucky	1944-45
* Kowalkowski, Bob	G	Virginia	1966-76	* Liningner, Jack	C	Ohio State	1950-51
Kowalkowski, Scott	LB	Notre Dame	1994-01	* Linn, Jack	G/T	West Virginia	1992-93
Kowgios, Nick	FB	Lafayette	1987	* Lio, Augustino	G	Georgetown	1941-43
Krall, Gerald	B	Ohio State	1950	Little, David	TE	Middle Tennessee State	1991
Kramer, Erik	QB	North Carolina State	1991-93	Littleton, Jody	LB/LS	Baylor	2003-04
* Kramer, Ron	TE	Michigan	1965-67	* Lloyd, Dave	C	Georgia	1962
Krieg, Dave	QB	Milton	1994	Lockett, Danny	LB	Arizona	1987-88
Kriewaldt, Clint	LB	Wisc.-Stevens Point	1999-02	* Logan, Andy	T	Case Western Reserve	1941
				Logan, Stefan	WR	South Dakota	2010-12

* Lomakoski, John	T	Western Michigan	1962	Matthews, Michael	TE	Georgia Tech	2009
London, Antonio	LB	Alabama	1993-97	* Mattiford, Jack	G	Marshall	1941
Long, Chuck	QB	Iowa	1986-89, 91, 94	* Maves, Earl	B	Wisconsin	1948
Long, Ken	G	Purdue	1976	Maxwell, Bruce	RB	Arkansas	1970
* Long, Louie	WR	Southern Methodist	1931	Maxwell, Vernon	LB	Arizona State	1985-87
Long, Robert	E	UCLA	1955-59	* Mayer, Emil	T	Catholic	1930
Longa, Steve	LB	Rutgers	2016-	* Mazza, Vincent	E	(No College)	1945-46
* Looney, Joe Don	HB	Oklahoma	1965-66	Mazzanti, Jerry	DE	Arkansas	1966
Loper, Daniel	G	Texas tech	2009	McBride, Turk	DE	Tennessee	2009-10
Lovelady, Josh	G	Houston	2002-03	McCall, Reese	TE	Auburn	1983-85
Loverne, David	G	San Jose State	2004-05	McCambridge, John	DE	Northwestern	1967
Lowe, Gary	B	Michigan State	1957-64	McCauley, Marcus	CB	Fresno State	2009
* Lowther, Jackie	B	Detroit	1944	* McClung, Willie	T	Florida A&M	1960-61
Lucas, Cornelius	T	Kansas State	2014-	McCollum, Andy	C	Toledo	2008
Lucci, Mike	LB	Tennessee	1965-73	* McCord, Darris	DE	Tennessee	1955-67
Luce, Derrel	LB	Baylor	1980	McCorvey, Kez	WR	Florida State	1995-97
* Lumpkin, Roy	B	Georgia Tech	1930-34	McCown, Josh	QB	Sam Houston State	2006
Lusk, Bob	C	William & Mary	1956	* McCoy, Joel	B	Alabama	1946
Lutz, David	T	Georgia Tech	1993-95	McCoy, Mike	DT	Notre Dame	1980
Lyght, Todd	CB	Notre Dame	2001-02	McCray, Prentice	DB	Arizona State	1980
Lynch, Eric	RB	Grand Valley State	1992-96	McCullouch, Earl	E	Southern California	1968-73
* Lynn, Babe	T	Kansas State	1930	* McDermott, Lloyd	T	Kentucky	1950
M							
Machurek, Mike	QB	Idaho State	1982-85	McDonald, Brandon	CB	Memphis	2010-11
Mack, Milton	CB	Alcorn State	1994	* McDonald, James A.	B	Ohio State	1938-39
Mackenroth, John	C	North Dakota	1938	McDonald, James Z.	TE	Southern California	1985
* Madarik, Elmer	B	Detroit	1945-48	McDonald, Keith	WR	San Jose State	1989
Madison, Anthony	CB	Alabama	2011	* McDonald, Les	WR	Nebraska	1940
Maese, Joe	LS	New Mexico	2005	McDonald, Mike	LS/LB	Southern California	1992
* Maggioni, Chick	B	Illinois	1949	McDonald, Shaun	WR	Arizona State	2007-08
* Magnani, Dante	B	St. Mary's (Calif.)	1950	McDonough, Bob	DB	California (Pa.)	1987
Maier, Bruce	DB	Detroit	1960-67	McDougle, Stockar	T	Oklahoma	2000-04
* Mains, Gil	T	Murray State	1953-61	McDuffie, George	DE	Findlay	1987
Majkowski, Don	QB	Virginia	1995-96	McElhenny, Hugh	HB	Washington	1964
Malinchak, Bill	E	Indiana	1966-69	McElroy, Ray	CB	Eastern Illinois	2001
Malone, Robert	P	Fresno State	2011	McGee, Willie	WR	Alcorn State	1978
Malone, Van	S	Texas	1994-97	McGraw, Jon	S	Kansas State	2005-06
Mandley, Pete	WR	Northern Arizona	1984-88	McGraw, Mike	LB	Wyoming	1977
* Mann, Errol	K	North Dakota	1969-76	* McGraw, Thurman	T	Colorado A&M	1950-54
* Mann, Robert	E	Michigan	1948-49	McHugh, Sean	TE	Penn State	2005-07
Manuel, Marquand	S	Florida	2009	McIlhenny, Donald	B	Southern Methodist	1956
* Manzini, Bap	C	St. Vincent	1948	McInnis, Hugh	E	Missouri Southern	1964
* Manzo, Joseph	T	Boston College	1945	McIntosh, Rocky	LB	Miami (Fla.)	2013
* Margucci, Joseph	B	Southern California	1947-48	* McKalip, William	E	Oregon State	1931-32, 34, 36
Marion, Brock	S	Nevada	2004	McKnight, Dennis	C/G	Drake	1990, 92
Markovich, Mark	G	Penn State	1976-77	McKyer, Tim	CB	Texas-Arlington	1993
* Maronich, Stephen	T	North Carolina	1939-40	* McLain, Chief	RB	Iowa	1930-31
* Marsh, Amos	FB	Oregon State	1965-67	McLemore, Thomas	TE	Southern	1992
* Martin, James	G	Notre Dame	1951-61	* McLenna, Bruce	HB	Hillsdale	1966
Martin, Robbie	WR	Cal Poly-San Luis Obispo	1981-84	McMahon, Mike	QB	Rutgers	2001-04
Martin, Sam	P	Appalachian State	2013-	McMakin, John	TE	Clemson	1975
Martinez, Glenn	WR	Saginaw Valley State	2005	* McMullen, Danny	G	Nebraska	1932
* Martinovich, Philip	G	Pacific	1939	McNeil, Ryan	CB	Miami (Fla.)	1993-96
Massey, Robert	CB	North Carolina Central	1994-95	McNorton, Bruce	DB	Georgetown (Ky.)	1982-90
* Matheson, Jack	E	Western Michigan	1943-46	McPhail, Jerris	RB	East Carolina	1998
* Matheson, Riley	G	Texas Mines	1943	McQuarters, R.W.	CB	Oklahoma State	2005
* Mathews, Ned	B	UCLA	1941-43	* McWilliams, Bill	B	Iowa	1934
Mathis, Rashean	CB	Bethune-Cookman	2013-15	Meade, Mike	FB	Penn State	1984-85
Matich, Trevor	C	Brigham Young	1989	Melinkovich, Mike	DE	Gray Harbour J.C.	1967
* Matisi, Tony	T	Pittsburgh	1938-39	* Mello, James	B	Notre Dame	1949
* Matson, Ollie	FB	San Francisco	1963	Mendenhall, John	DT	Grambling	1980
Matthews, Aubrey	WR	Delta State	1990-96	* Mesak, Richard	T	St. Mary's (Calif.)	1945
				* Messner, Max	LB	Cincinnati	1960-63

Metzelaars, Pete	TE	Wabash	1996-97	Mulligan, Matthew	TE	Maine	2016
* Meyer, Ernie	G	Geneva	1930	* Munson, Bill	QB	Utah State	1968-76
Middleton, Brandon	WR	Houston	2007-08	* Murakowski, Art	B	Northwestern	1951
* Middleton, David	E	Auburn	1955-60	Murphy, Jerome	CB	South Florida	2012
Mike-Mayer, Steve	K	Maryland	1977	Murphy, Matt	TE	Maryland	2002
* Miketa, Andrew	C	North Carolina	1954-55	Murray, Eddie	K	Tulane	1980-91
* Miklich, William	B	Idaho	1948	Myers, Leonard	CB	Miami (Fla.)	2003
* Milano, Arch	E	St. Francis (Pa.)	1945	Myers, Tom	QB	Northwestern	1965-66
Milburn, Darryl	DE	Grambling	1991				
Milburn, Glyn	RB/KR	Stanford	1996-97	N			
Milnichik, Joe	G/T	North Carolina State	1987-89	* Nardi, Richard	B	Ohio State	1938
Miller, Blake	C	Louisiana State	1992	Naumoff, Paul	LB	Tennessee	1967-78
* Miller, Dutch	C	Wittenberg	1931	Nece, Ryan	LB	UCLA	2008
Miller, John	S	Michigan State	1989-90	* Nelson, Robert	C	Baylor	1941, 45
MIller, Justin	CB	Clemson	2012	Ness, Nate	CB	Arizona	2014
Miller, Prince	CB	Georgia	2010	Ngata, Haloti	DT	Oregon	2015-
* Miller, Robert	T	Virginia	1952-58	Nichols, Mark	WR	San Jose State	1981-87
Miller, Terry	LB	Illinois	1970	* Nilsen, Reed	QB	Brigham Young	1947
Mills, Dick	G	Pittsburgh	1961-62	Ninowski, Jim	C	Michigan State	1960-61
Misko, John	P	Oregon State	1987	Niziolek, Bob	TE	Colorado	1981
* Mitchell, Buster	E	Davis-Elkins	1931-35	Noga, Niko	LB	Hawaii	1989-91
Mitchell, Devon	DB	Iowa	1986-88	* Noppenberg, John	B	Miami (Fla.)	1941
Mitchell, Jim	DE	Virginia State	1970-77	Nordin, Jake	TE	Northern Illinois	2009-10
Mitchell, Melvin	C	Tennessee State	1977	Norris, Moran	FB	Kansas	2008
Mitchell, Pete	TE	Boston College	2001	Norris, Ulysses	TE	Georgia	1979-83
Mitchell, Scott	QB	Utah	1994-98	Northcutt, Dennis	WR	Arizona	2009
Mobley, Stacey	WR	Jackson State	1989	* Nott, Douglass	B	Detroit	1935
Mohring, John	LB	C.W. Post	1980	* Novotny, Ray	RB	Ashland	1930
Molden, Alex	CB	Oregon	2003	Nowatzke, Tom	FB	Indiana	1965-69
* Momsen, Robert	G	Ohio State	1951	Nwagbuo, Ogemdi	DT	Michigan State	2012
* Monahan, Regis	B	Ohio State	1935-38				
Montgomery, Greg	P	Michigan State	1994	O			
* Montgomery, James	T	Texas A&M	1946	Oates, Brad	T	Brigham Young	1978
Montgomery, Wilbert	RB	Abilene Christian	1985	* Obee, Duncan	C	Dayton	1941
Montler, Mike	C	Colorado	1978	* O'Brien, Bill	B	(No College)	1947
Mooney, Ed	LB	Texas Tech	1968-71	O'Brien, Jim	WR	Cincinnati	1973
Moore, Alvin	RB	Arizona State	1985-86	* Odle, Phil	E	Brigham Young	1968-70
* Moore, Denis	T	Southern California	1967-69	Office, Anthony	LB	Illinois State	1987
Moore, Derrick	RB	NE Oklahoma State	1993-94	Ogle, Rick	LB	Colorado	1972
Moore, Herman	WR	Virginia	1991-01	Ogletree, Kevin	WR	Virginia	2013-14
Moore, Lance	WR	Toledo	2015	Ola, Michael	T	Southern Miss	2015
Moore, Langston	DT	South Carolina	2007-08	Oldham, Chris	CB	Oregon	1990
* Moore, Paul	B	Presbyterian	1940-41	* Oldham, Ray	DB	Middle Tennessee State	1980-82
* Moore, William	E	North Carolina	1939	* Olenski, Mitchell	T	Alabama	1947
* Morlock, John	B	Marshall	1940	Olivo, Brock	FB	Missouri	1998-01
* Morrall, Earl	QB	Michigan State	1958-64	Olzewski, John	FB	California	1961
* Morris, Glen	E	Colorado State	1940	O'Neil, Bill	HB	Detroit	1935
Morris, Jon	C	Holy Cross	1975-77	O'Neil, Ed	LB	Penn State	1974-79
Morris, Maurice	RB	Oregon	2009-11	O'Neil, Kevin	LB	Bowling Green	1998-00
Morris, Randall	RB	Tennessee	1988	* Opalewski, Edward	T	Michigan Northern	1943-44
Morrison, Don	T	Texas-Arlington	1979	Orlovsky, Dan	QB	Connecticut	2005-08, 14-16
* Morse, Raymond	E	Oregon	1935-38, 40	Orton, Greg	G	Nebraska	1987
Morton, Johnnie	WR	Southern California	1994-01	Orvis, Herb	DT	Colorado	1972-77
* Moscrip, James	E	Stanford	1938-39	Osgood, Kassim	WR	San Diego State	2002
Mosley, C.J.	DT	Missouri	2013-14	O'Sullivan, J.T.	QB	California-Davis	2007
Moss, Martin	DT/NT	UCLA	1982-85	Overton, Don	RB	Fairmont State	1991-92
Moss, Zefross	T	Alabama State	1995-96	Owens, Dan	DE	Southern California	1990-95, 98-99
Mote, Kelly	E	Duke	1947-49	Owens, John	TE	Notre Dame	2002-03, 07-08
Mott, Steve	C	Alabama	1983-88	Owens, Montell	RB	Maine	2013-14
* Mugg, Garvin	T	North Texas State	1945	Owens, Steve	RB	Oklahoma	1970-75
Mulhbach, Don	LS	Texas A&M	2004-	Owusu-Ansah, Akwasi	DB	Indiana (Pa.)	2013
Mulitalo, Edwin	G	Arizona	2007-08				

P

Paige, Tony	FB	Virginia Tech	1987-89
Painter, Carl	RB	Hampton	1988-89
Palmer, Ashlee	LB	Mississippi	2010-14
Palmer, Paul	RBWR	Temple	1989
*Panciera, Donald	B	San Francisco	1950
*Panelli, John	B	Notre Dame	1949-50
Paolucci, Ben	T	Wayne State	1959
*Parker, Buddy	B	Centenary	1935-36
Parker, Willie	G	North Texas State	1980
Parkin, Dave	DB	Utah State	1979
Parson, Ray	T	Minnesota	1971
*Parsons, Lloyd	B	Gust. Adolphus	1941
Pascoe, Bear	TE	Fresno State	2015
*Patt, Maurice	E	Carnegie Tech	1938
Patterson, Don	DB	Georgia Tech	1979
*Pavelec, Theodore	G	Detroit	1941-42
*Payne, Charlie	RB	Detroit	1937
Payton, Eddie	RB	Jackson State	1977
Pearson, Dave	G/C	Michigan	2006
Pearson, Calvin	S	Grambling	2008-09
*Pearson, Lindell	B	Oklahoma	1950
Peerman, Cedric	RB	Virginia	2009
Peete, Rodney	QB	Southern California	1989-93
Perriman, Brett	WR	Miami (Fla.)	1991-96
Perry, Gerald	T	California	1954, 56-59
Pesuit, Wally	C	Kentucky	1979-80
Pete, Lawrence	NT	Nebraska	1989-93
Peterman, Stephen	G	Lousiana State	2006-12
*Peters, Floyd	T	San Francisco State	1963
*Peters, Frosty	RB	Illinois	1930
*Peterson, Ike	B	Gonzaga	1936
Peterson, Julian	LB	Michigan State	2009-10
*Peterson, Les	WR	Texas	1931
Pettigrew, Brandon	TE	Oklahoma State	2009-16
Phillips, Jason	WR	Houston	1989-90
Phillips, Randy	S	Miami (Fla.)	2010
Picard, Bob	WR	Eastern Washington	1976
Pickard, Bob	WR	Xavier	1974
*Piepul, Milton	B	Notre Dame	1941
Pierson, Reggie	DB	Oklahoma State	1976
*Pietrosante, Nick	B	Notre Dame	1959-65
Pifferini, Robert	C	San Jose State	1949
*Pingel, John	B	Michigan State	1939
Pinkney, Cleveland	DT	South Carolina	2006
Pinkney, Reggie	DB	East Carolina	1977-78
Pinner, Artose	RB	Kentucky	2003-05
Plum, Milt	QB	Penn State	1962-67
*Polanski, John	B	Wake Forest	1942
Pollard, Marcus	TE	Bradley	2005-06
*Poole, Oliver	E	Mississippi	1949
Porcher, Robert	DE	South Carolina State	1992-04
Porter, Daryl	CB	Boston College	1997
Porter, Ricky	RB	Slippery Rock State	1982
Porter, Tracy	WR	Louisiana State	1981-82
Potts, Charles	DB	Purdue	1972
Prater, Matt	K	Central Florida	2014-
Pratt, Paul	CB	Nevada-Reno	2010
*Prchlik, John	T	Yale	1949-53
*Pregulman, Mervin	G	Michigan	1947-48
*Prescott, Harold	E	Hardin-Simmons	1949

*Presnell, Glenn	B	Nebraska	1931-36
*Price, Charles	B	Texas A&M	1940-41, 45
Price, Derek	TE	Iowa	1996
*Price, Ernest	DT	Texas A&T	1973-78
Prindle, Mike	K	Western Michigan	1987
Pringle, Alan	K	Rice	1975
Pringley, Mike	DE	North Carolina	1999-00
Pritchett, Kelvin	DE	Mississippi	1991-94, 99-04
Pupunu, Al	TE	Weber State	2000
*Pureifory, Dave	DE	Eastern Michigan	1978-82
Pyne, Jim	C	Virginia Tech	1998

Q

Quaerna, Jerry	G/T	Michigan	1987
Quin, Glover	S	New Mexico	2013-
Quinlan, Bill	DE	Michigan State	1964

R

Rabb, Warren	QB	Louisiana State	1960
*Rabold, Mike	G	Indiana	1959
*Radovich, William	G	Southern California	1938-41, 45
Rainer, Wali	LB	Virginia	2003-05
Raiola, Dominic	C	Nebraska	2001-14
Ramirez, Manny	G	Texas Tech	2007-10, 15
Ramirez, Tony	T	Northern Colorado	1997-99
Ramsey, Derrick	TE	Kentucky	1987
Randolph, Al	DB	Iowa	1972
*Randolph, Clare	C	Indiana	1931-36
*Ranspot, Keith	E	Southern Methodist	1941
Rasby, Walter	TE	Wake Forest	1998-00
*Rascher, Am	T	Indiana	1932
Rasley, Rocky	G	Oregon State	1969-73
Rasmussen, Wayne	DB	South Dakota State	1964-73
Raymond, Corey	CB	Louisiana State	1995-97
Rayner, Dave	K	Michigan State	2010
*Reckmack, Raymond	B	Syracuse	1937
Redding, Cory	DE	Texas	2003-08
Redmond, Rudy	DB	Pacific	1972-73
*Reeberg, Lucien	T	Hampton	1963
Reece, Travis	FB	Michigan State	1998-99
Reed, Joe	QB	Mississippi State	1974-79
*Reese, Ken	B	Alabama	1947
Reich, Frank	QB	Maryland	1997-98
Reichow, Jerry	E/QB	Iowa	1956-59
Reid, Caraun	DT	Princeton	2014-15
Reiff, Riley	T	Iowa	2012-16
*Rexer, Freeman	E	Tulane	1944
Reynolds, Garrett	T	North Carolina	2014, 16
Reynolds, Robert	T	Stanford	1937-38
*Rhea, Floyd	G	Oregon	1947
*Rhodes, Bruce	DB	San Francisco State	1978
*Ribble, Dave	G	Hardin-Simmons	1932
Ricardo, Benny	K	San Diego State	1976-79
*Ricca, James	T	Georgetown	1955
Rice, Ron	S	Eastern Michigan	1995-01
Rich, Randy	DB	New Mexico	1977
Richards, Curvin	RB	Pittsburgh	1993
Richards, Dave	G	UCLA	1993
*Richards, Perry	E	Detroit	1956
*Richards, Ray	G	Nebraska	1934
Richardson, Barry	T	Clemson	2013
*Richhart, Delbert	C	Colorado	1936-37

*Richins, Aldo	B	Utah	1935	Samuel, Khari	LB	Massachusetts	2001
Ricks, Mikhael	TE	Stephen F. Austin	2002-03	*Sanchez, John	T	San Francisco	1947
Riddick, Theo	RB	Notre Dame	2013-	Sanders, Barry	RB	Oklahoma State	1989-98
*Rifenberg, Richard	E	Michigan	1950	*Sanders, Charlie	TE	Minnesota	1968-77
*Riley, Eugene	TE	Ball State	1991	Sanders, Daryl	T	Ohio State	1963-66
Riley, Lee	B	Detroit	1955	Sanders, Eric	G/T	Nevada-Reno	1986-92
*Ringwalt, Carrol	C	Indiana	1930	Sanders, Ken	DE	Howard-Payne	1972-79
Rivers, Ron	RB	Fresno State	1995-99	*Sandifer, Daniel	B	Louisiana State	1950
*Robb, Joe	DE	Texas Christian	1968-71	*Sanzotta, Dominic	B	Case Western Reserve	1942, 46
Roberson, Chris	CB	Eastern Michigan	2008	Sarratt, Charles	B	Oklahoma	1948
*Roberson, Lake	DE	Mississippi	1945	*Sarringhaus, Paul	B	Ohio State	1948
Roberts, Andre	WR	Citadel	2016	*Sartori, Larry	G	Fordham	1942-45
*Roberts, Fred	G	Iowa	1930-32	Sasa, Don	DT	Washington State	1998
Roberts, Ray	T	Virginia	1996-00	*Saul, Bill	LB	Penn State	1970
Robinson, A'Shawn	DT	Alabama	2016-	*Schaake, Elmer	RB	Kansas	1933
Robinson, Bo	FB	West Texas State	1979-80	Scheffler, Tony	TE	Western Michigan	2010-13
Robinson, Corey	T	South Carolina	2015-	*Schibanoff, Alexander	TE	Franklin & Marshall	1942
*Robinson, John	DB	Tennessee State	1966-67	Schiechl, John	C	Santa Clara	1942
*Robinson, Junior	DB	East Carolina	1992	Schlesinger, Cory	FB	Nebraska	1995-06
Robinson, Ramzee	CB	Alabama	2007-08	*Schleusner, Vin	T	Iowa	1930-31
Robinson, Shelton	LB	North Carolina	1986-88	Schmidt, Joe	LB	Pittsburgh	1953-65
Robiskie, Brian	WR	Ohio State	2012	Schmiesing, Joe	DT	New Mexico State	1972
*Rockenbach, Lyle	G	Michigan State	1943	*Schneller, John	E	Wisconsin	1933-36
Rodenhauser, Mark	C	Illinois State	1993-94	Scholtz, Bob	C	Notre Dame	1960-64
Rogas, Daniel	G	Tulane	1951	*Schottel, Ivan	B	NW Missouri State	1946, 48
Rogers, Charles	WR	Michigan State	2003-05	Schroeder, Bill	WR	Wisconsin-LaCrosse	2002-03
Rogers, Reggie	DE	Washington	1987-88	*Schroll, Charles	B	Louisiana State	1950
Rogers, Shaun	DE	Texas	2001-07	Schulz, Kurt	S	Eastern Washington	2000-01
Rogers, Victor	T	Colorado	2002-05	*Schwartz, Elmer	RB	Washington State	1931
*Rogers, William	T	Villanova	1938-40, 44	Schwiesgart, Stuart	S	Purdue	2008
Roque, Juan	T	Arizona State	1997-99	Scott, Clyde	B	Arkansas	1952
*Roskie, Kenneth	B	East Carolina	1948	Scott, Fred	WR	Amherst	1978-83
Ross, Jeremy	WR	California	2013-14	Scott, Jonathan	T	Texas	2006-07
Ross, Tim	LB	Bowling Green	1987	Scott, Kevin	CB	Stanford	1991-93
*Rosteck, Ernest	C	(No College)	1944	*Scott, Perry	E	Muhlenberg	1942
*Rote, Tobin	QB	Rice	1957-59	Scroggins, Tracy	DE	Tulsa	1992-01
Rothwell, Fred	C	Kansas State	1974	Seisay, Mohammed	CB	Nebraska	2014
Roundtree, Ray	WR	Penn State	1988	*Self, Clarence	B	Wisconsin	1950-51
*Rouse, Stillman	E	Missouri	1940	*Seltzer, Harry	B	Morris-Harvey	1942
*Roussos, Michael	T	Pittsburgh	1949	Semple, Tony	G	Memphis	1995-2002
*Rowe, Robert	B	Colgate	1934	*Sewell, Harley	G	Texas	1953-62
Royals, Mark	P	Appalachian State	1995-96	*Shearer, Ron	T	Drake	1930
Rubick, Rob	TE	Grand Valley State	1982-88	Sheffield, Chris	DB	Albany State	1987
*Rubino, Anthony	G	Wake Forest	1943-46	*Shelley, Deck	RB	Texas	1931
Rush, Jerry	DT	Michigan State	1965-71	Shepherd, Jacoby	CB	Oklahoma State	2003
*Russas, Albert	T	Tennessee	1949	*Shepherd, William	B	Western Maryland	1935-40
*Russell, Kenneth	T	Bowling Green	1957-59	Shoals, Roger	T	Maryland	1965-70
Russell, Matt	LB	Colorado	1997-99	Sieminski, Chuck	DT	Penn State	1968
*Ryan, David	B	Hardin-Simmons	1945-46	*Sigillo, Dominic	T	Xavier	1945
*Ryan, Kent	B	Utah State	1938-40	Silva, Ricardo	S	Hampton	2011-12
*Ryan, Sod	T	Detroit	1930	Simmons, Davie	LB	North Carolina	1980
Rychelec, Tom	E	American	1958	*Simmons, John	C	Detroit	1949-50
Ryder, Nick	FB	Miami (Fla.)	1963-64	Simon, Jim	G/T	Miami (Fla.)	1963-65
S				Simonson, Dave	T	Minnesota	1977
Saddler-McQueen, Jimmy	DT	Texas A&M - Kingsville	2012-13	Simpson, Ko	S	South Carolina	2009
Saipaia, Blane	G	Colorado State	2006-07	Sims, Billy	RB	Oklahoma	1980-84
Salaam, Ephraim	T	San Diego State	2009	Sims, Ernie	LB	Florida State	2006-09
Saleaumua, Dan	NT	Arizona State	1987-88	Sims, Rob	G	Ohio State	2010-14
Salem, Harvey	G	California	1986-90	Singer, Curt	T	Tennessee	1988
*Salsbury, James	G	UCLA	1955-56	*Sinkwich, Frank	B	Georgia	1943-44
				*Sirochman, George	G	Duquesne	1944

Skladany, Tom	P	Ohio State	1978-82	Stickdorn, Clint	T	Cincinnati	2006
Slaby, Lou	LB	Pittsburgh	1966	*Stits, William	B	UCLA	1954-56
Slay, Darius	CB	Mississippi State	2013-	Stocz, Eric	TE	Westminster (Pa.)	1996-97
Sloan, David	TE	New Mexico	1995-01	Stokes, Barry	T	Eastern Michigan	2006-07
* Sloan, Dwight	B	Arkansas	1939-40	* Stokes, Lee	C	Centenary	1937-39
* Small, John	DT	Citadel	1973-74	* Stovall, Dick	C	Abilene Christian	1947-48
Smith, Alphonso	CB	Wake Forest	2010-12	Stovall, Maurice	WR	Notre Dame	2011
Smith, Bobby	DB	UCLA	1965-66	Stradford, Troy	RB	Boston College	1992
* Smith, Corey	DE	North Carolina State	2006-08	Strauthers, Tom	DE	Jackson State	1988
Smith, DeAngelo	S	Cincinnati	2009	Streets, Tai	WR	Michigan	2004
Smith, Dwight	CB	Akron	2008	Strenger, Rich	T	Michigan	1983-87
Smith, Ed	TE	(No College)	1999	* Stringfellow, Joe	E	Mississippi Southern	1942
* Smith, Gene	G	Georgia	1930	* Stuart, Roy	T	Tulsa	1943
* Smith, Harry	T	Southern California	1940	Studstill, Pat	WR	Houston	1961-67
* Smith, J. Robert	HB	Iowa	1949-54	* Susic, Stephen	B	Illinois	1947-48
Smith, J.D.	T	Rice	1964-66	Sugar, Leo	E	Purdue	1962
Smith, Keith	CB	McNeese State	2004-08	Suh, Ndamukong	DT	Nebraska	2010-14
Smith, Kevin	RB	Central Florida	2008-12	Sully, Ivory	DB	Delaware	1987
Smith, Oscar	RB	Nicholls State	1986	Sumler, Tony	DB	Wichita State	1978
Smith, Otis	CB	Missouri	2003	* Summerall, Pat	E	Arkansas	1952
Smith, Paul	RB	Texas-El Paso	2003-05	Summers, Wilbur	P	Louisville	1977
Smith, Ricky	DB	Alabama State	1987	Sunter, Ian	K	(No College)	1976
* Smith, Robert L.	B	Texas A&M	1953-54	Supernaw, Kywin	S	Indiana	1998-01
Smith, Terrelle	FB	Arizona State	2009	Swain, Bill	LB	Oregon	1968-69
Smith, Wayne	DB	Purdue	1980-82	Swancutt, Bill	DE	Oregon State	2005-06
Sneddon, Bob	B	St. Mary's (Calif.)	1945	Swanson, Travis	C	Arkansas	2014-
Snell, Ray	G	Wisconsin	1985	* Sweetan, Karl	QB	Wake Forest	1966-67
Soboleski, Joseph	T	Michigan	1950	* Swiacki, William	E	Columbia	1951-52
* Sokolosky, John	C	Wayne State	1978	Swider, Larry	P	Pittsburgh	1979
Souders, Cecil	E	Ohio State	1947-49	Swilling, Pat	LB	Georgia Tech	1993-94
* Spangler, Eugene	B	Tulsa	1946	Swinton, Reggie	WR	Murray State	2003-04
* Speelman, Harry	TE	Michigan State	1940	Sylvan, Rudy	TE	Ohio	2007
Spellman, Alonzo	DE	Ohio State	2001	* Szakash, Paul	B	Montana	1938-42
* Spencer, Oliver	T	Kansas	1953, 56, 59-61	* Szymanski, Frank	C	Notre Dame	1945-47
* Speth, George	T	Murray State	1942				
Spicer, Paul	DE	Saginaw Valley State	1999	T			
Spielman, Chris	LB	Ohio State	1988-95	Talton, Ty	S	Northern Iowa	1999
Spievey, Amari	S	Iowa	2010-12	Tapp, Darryl	DE	Virginia Tech	2014-15
Spindler, Marc	DT	Pittsburgh	1990-94, 97-98	* Tassos, Damon	G	Texas A&M	1945-46
Spurlock, Micheal	WR	Mississippi	2013	Tatarek, Bob	DT	Miami (Ohio)	1972
Stablein, Brian	WR	Ohio State	1998-00	Tate, Golden	WR	Notre Dame	2014-
* Stacco, Edward	T	Colgate	1947	Tautolo, Terry	LB	UCLA	1981-82, 84
* Stacy, James	T	Oklahoma	1935-37	* Taylor, Altie	RB	Utah State	1969-76
Stafford, Matthew	QB	Georgia	2009-	Taylor, Devin	DE	South Carolina	2013-16
Staggers, Jon	WR	Missouri	1975	Taylor, Henry	DT	South Carolina	1998-99
Stal, Brenden	G	Nebraska	2001	Taylor, Terry	CB	Southern Illinois	1989-91
Standeford, John	WR	Purdue	2008-09	Teal, Jim	LB	Purdue	1973
* Stanfel, Dick	G	San Francisco	1952-55	Tearry, Larry	C	Wake Forest	1978-79
Stanford, Julian	LB	Wagner	2013-14	Ten Napel, Garth	LB	Texas A&M	1976-77
Stanley, Walter	WR	Mesa College	1989	Tennell, Derrick	TE	UCLA	1991
Stanton, Drew	QB	Michigan State	2007-11	Terry, Nat	DB	Florida State	1978
Starring, Stephen	WR	McNeese State	1988	Tharpe, Larry	T	Tennessee State	1992-94, 97-98
Steele, Chuck	C	California	1987	* Thayer, Harry	T	Tennessee	1933
* Steen, James	T	Syracuse	1935-36	Thomas, Bob	K	Notre Dame	1982
* Steffen, Jim	B	UCLA	1959-60	Thomas, Broderick	LB	Nebraska	1994
* Stennett, Stud	RB	St. Mary's (Calif.)	1931	* Thomas, Calvin	G	Tulsa	1939-40
Stephens, Hal	DE	East Carolina	1985	Thomas, Corey	WR	Duke	1998
Stevenson, Mark	C/G	Western Illinois	1985	Thomas, Henry	DT	Louisiana State	1995-96
Stewart, James	RB	Tennessee	2000-03	Thomas, Josh	CB	Buffalo	2014
Stewart, Jim	DB	Tulsa	1979	Thomas, Marcus	RB	UTEP	2008
Stewart, Ryan	S	Georgia Tech	1996-00	Thomas, Marvin	DE	Memphis	1998

Thomas, Mike	WR	Arizona	2012	Vaughn, Tom	DB	Iowa State	1965-71
*Thomas, Russell	T	Ohio State	1946-49	Veldman, Matt	TE	North Dakota State	2013
*Thomason, James	B	Texas A&M	1945	Verba, Ross	G	Iowa	2006
Thompson, Bobby	RB	Oklahoma	1975-76	*Vezmar, Walter	T	Michigan State	1946-47
*Thompson, Bobby L.	DB	Arizona	1964-68	Vines, Scottie	WR	Wyoming	2004-05
Thompson, Dave	C	Clemson	1971-73	W			
Thompson, Jesse	WR	California	1978-81	Waddle, LaAdrian	T	Texas Tech	2013-15
Thompson, Jordan	TE	Ohio	2014-15	Wade, Jonathan	CB	Tennessee	2010
Thompson, Leonard	WR	Oklahoma State	1975-86	Waerig, John	TE	Maryland	2001
Thompson, Marty	TE	Fresno State	1993	*Wager, John	C	Carthage	1931-33
Thompson, Robert	LB	Michigan	1987	*Wagner, Sidney	G	Michigan State	1936-38
Thompson, Vince	RB	Villanova	1981-83	Wagoner, Dan	DB	Kansas	1982-84
Thornhill, Josh	LB	Michigan State	2002	Waldroup, Kerwin	DE	Central State (Ohio)	1996-98
Thornton, Khyri	DT	Southern Miss	2015-	Walker, Bracy	S	North Carolina	2002-05
Thrower, Jim	DB	East Texas State	1973-75	Walker, Brian	S	Washington State	2002-04
*Thuerk, Owen	E	St. Joseph (Ind.)	1941	Walker, Darnell	CB	Oklahoma	2000
Tillison, Ed	RB	NW Missouri State	1992	*Walker, Doak	B	Southern Methodist	1950-55
Todd, Jim	HB	Ball State	1966	Walker, Marquis	CB	Southeast Missouri	2000
*Tolle, Stuart	NT	Bowling Green	1987	Walker, Tyrunn	DT	Tulsa	2015-16
*Tomasetti, Louis	B	Bucknell	1941	Walker, Wayne	LB	Idaho	1958-72
Tomlinson, Laken	G	Duke	2015-	Walker, Willie	WR	Tennessee State	1966
*Tonelli, Anthony	C	Southern California	1939	Walters, Rod	G	Iowa	1979
Topor, Ted	LB	Michigan	1955	Walters, Troy	WR	Stanford	2007
*Torgeson, LaVern	C	Washington State	1951-54	*Walton, Chuck	G	Iowa State	1967-74
*Tracy, Thomas	B	Tennessee	1956-57	Walton, Larry	WR	Arizona State	1969-76
Travis, Mack	NT	California	1993	*Ward, Elmer	C	Utah State	1935
*Treadaway, John	T	Hardin-Simmons	1949	*Ward, Paul	C	Whitworth	1961-62
*Trebotech, Ivan	B	St. Mary's (Calif.)	1944-45	*Ward, William	G	Washington State	1947-49
Trejo, Stephen	FB/TE	Arizona State	2001-04	Ware, Andre	QB	Houston	1990-93
Triplett, Bill	RB	Miami (Ohio)	1968-72	Warford, Larry	G	Kentucky	2013-16
Triplett, Wally	B	Penn State	1949-50	Warne, Jim	T	Arizona State	1987
*Tripson, John	T	Mississippi State	1941	Warren, Lamont	RB	Colorado	2001-02
*Tripucka, Frank	QB	Notre Dame	1949	Washington, Dave	LB	Alcorn State	1978-79
Truvillion, Eric	WR	Florida A&M	1987	Washington, Dwayne	RB	Washington	2016-
*Tsoutsouvas, John	C	Stanford	1940	Washington, Gene	WR	Stanford	1979
Tucker, Rex	DT	Texas A&M	2006	Washington, Keith	DE	UNLV	1996
Tuinei, Tom	T	Hawaii	1980	*Waters, Dale	T	Florida	1931
Tulloch, Stephen	LB	North Carolina State	2011-15	Watkins, Bobby	DB	Southwest Texas State	1982-88
*Tully, Darrell	B	East Texas Teachers	1939	Watkins, Larry	RB	Alcorn A&M	1969
Turner, Barry	DE	Nebraska	2010	*Watkins, Tom	HB	Iowa State	1962-67
*Turner, Harold	E	Tennessee State	1954	*Watson, Joseph	C	Rice	1950
Turner, Vernon	WR	Carson-Newman	1993, 95	*Watt, Joseph	B	Syracuse	1947-48
Turnure, Tom	C/G	Washington	1980-83, 85-86	Wayne, Nate	LB	Mississippi	2005
Tyler, Maurice	DB	Morgan State	1976	*Weatherall, Jim	T	Oklahoma	1959-60
U				*Weaver, Buck	G	Chicago	1930
*Uremovich, Emil	T	Indiana	1941-42, 45-46	Weaver, Charlie	LB	Southern California	1971-81
Utley, Mike	G	Washington State	1989-91	Weaver, Herman	P	Tennessee	1970-76
Uwaezuoke, Iheanyi	WR	California	1999	*Webb, Ken	HB	Presbyterian	1958-62
V				*Weber, Richard	B	St. Louis	1945
Van Horn, Doug	G	Ohio State	1966	Weger, Mike	DB	Bowling Green	1967-75
Van Noy, Kyle	LB	BYU	2014-16	*Weiss, Howard	B	Wisconsin	1939-40
*Van Tone, Arthur	B	Southern Mississippi	1943-45	Welch, Herb	S	UCLA	1990-91
Vanden Bosch, Kyle	DE	Nebraska	2010-12	Welch, Jim	RB	Southern Methodist	1968
Vanhorse, Sean	CB	Howard	1995	Wells, Mike	DE	Iowa	1994-97
*Vanzo, Frederick	B	Northwestern	1938-41	Wells, Warren	E	Texas Southern	1964
Vardell, Tommy	FB	Stanford	1997-98	Wendling, John	S	Wyoming	2010-13
Vargo, Larry	E	Detroit	1962-63	*Wesley, Bull	C	Alabama	1930
Vasher, Nathan	CB	Texas	2010	Wesley, Dante	CB	Arkansas-Pine Bluff	2010
*Vaughan, Charles	B	Tennessee	1935	West, Charlie	DB	UTEP	1974-77
Vaughn, Cassius	CB	Mississippi	2014	Westbrook, Bryant	CB	Texas	1997-01

Wester, Cleve	RB	Concordia	1987	Woodley, Richard	CB	Texas Christian	1996
* Westfall, Robert	B	Michigan	1944-47	Woods, Jerry	DB	Northern Michigan	1989
* Wetterlund, Chet	B	Illinois Wesleyan	1942	Woods, Larry	DT	Tennessee State	1971-72
Wheeler, Mark	TE	Kentucky	1987	Woods, LeVar	LB	Iowa	2005
* White, Byron "Whizzer"	B	Colorado	1940-41	Woods, Robert	WR	Grambling	1979
White, Daryl	G	Nebraska	1974	Woody, Damien	G	Boston College	2004-07
White, Dewayne	DE	Louisville	2007-09	Woolfolk, Butch	RB	Michigan	1987-88
White, Marvin	S	Texas Christian	2009	Word-Daniels, Jahi	CB	Georgia Tech	2009
White, Sheldon	CB	Miami (Ohio)	1990-92	Wright, Eric	CB	Nevada-Las Vegas	2011
White, Stan	LB	Ohio State	1980-82	Wright, Gabe	DT	Auburn	2015
* White, Wilbur	HB	Colorado A&M	1936	Wright, John	WR	Illinois	1969
White, William	S	Ohio State	1988-93	Wright, Tim	TE	Rutgers	2015-16
Whited, Mike	T	Pacific	1980	Wyatt, Doug	DB	Tulsa	1973-74
Whitehead, Tahir	LB	Temple	2012-	Wyche, Sam	QB	Furman	1974
Whitlow, Bob	C/G	Arizona	1961-65	Wynn, Dexter	CB	Colorado State	2008
* Whitsell, Dave	DB	Indiana	1958-60	Wyrick, Jimmy	CB	Minnesota	2000-03
* Wiatrak, John	C	Washington	1939	Yarbrough, Jim	T	Florida	1969-77
Wick, Cole	TE	Incarnate Word	2016-	* Yepremian, Garo	K	(No College)	1966-67
Wickert, Tom	T	Washington State	1977	Young, Adrian	LB	Southern California	1972
* Wickett, Lloyd	T	Oregon State	1943, 46	Young, Titus	WR	Boise State	2011-12
Widell, Doug	G	Boston College	1994-95	Young, Willie	DE	North Carolina State	2010-13
* Wiese, Robert	B	Michigan	1947-48	* Yowarsky, Walter	E	Kentucky	1955
* Wiethe, John	G	Xavier	1939-42	Zatkoff, Roger	G	Michigan	1957-58
Wilder, James	RB	Missouri	1990	* Zawadzkas, Jerry	E	Columbia	1967
Wilkinson, Dan	DT	Ohio State	2003-05	Zenner, Zach	RB	South Dakota State	2015-
Williams, Allen	RB	Maryland	1995	Zettel, Anthony	DE	Penn State	2016-
Williams, Antwone	LB	Georgia Southern	2016-	* Zimmerman, Leroy	B	San Jose State	1947
* Williams, Bobby	DB	Central State (Okla.)	1969-71	Zofko, Mickey	RB	Auburn	1971-74
Williams, Brian	LB	Southern California	2001-03	* Zuzzio, Anthony	G	Muhlenberg	1942
Williams, Corey	DT	Arkansas State	2010-12				
Williams, Derrick	WR	Penn State	2009-10				
Williams, Eric M.	DT	Washington State	1984-89				
Williams, Eric T.	DB	North Carolina State	1987				
Williams, Gardner	DB	St. Mary's (Calif.)	1984				
Williams, Jack	CB	Kent State	2009				
Williams, James	WR	Marshall	2003				
Williams, Jimmy	LB	Nebraska	1982-90				
Williams, Keiland	RB	Louisiana State	2011-12				
Williams, Michael	WR	Northeastern	1989				
Williams, Mike	WR	Southern California	2005-06				
Williams, Ray	WR	Washington State	1980				
* Williams, Rex	C	Texas Tech	1945				
Williams, Roy	WR	Texas	2004-08				
* Williams, Sam	DE	Michigan State	1960-65				
Williams, Scott	FB	Georgia	1986-88				
Williams, Walt	DB	New Mexico State	1977-81				
* Wilson, Camp	B	Tulsa	1946-49				
Wilson, Josh	CB	Maryland	2015				
* Wilson, Mule	T	Texas A&M	1932-33				
Wilson, Stanley	CB	Stanford	2005-08				
Wilson, Tavon	S	Illinois	2016-				
Winkler, Randy	T	Tarleton State	1967				
Winn, George	RB	Cincinnati	2014-15				
* Winslow, Robert	E	Southern California	1940				
Witherspoon, Brian	CB	Stillman	2009				
Witkowski, John	QB	Columbia	1984, 88				
Witte, Mark	TE	North Texas State	1987				
* Woit, Richard	B	Arkansas State	1955				
* Wojceichowicz, Alex	C	Fordham	1938-46				
Womack, Bruce	G	West Texas State	1951				
* Woodcock, John	DT	Hawaii	1976-80				

OVERTIME GAMES

LIONS OVERTIME GAMES

Date	Opp	Score	Time
11/23/75	at KC	L, 21-24	8:16
Scoring Play: J. Stenerud 26 yd. Field Goal			
11/27/80	CHI	L, 17-23	14:39
Scoring Play: D. Williams 95 yd. kickoff return			
11/20/83	at GB	W, 23-20	6:30
Scoring Play: E. Murray 37 yd. Field Goal			
9/9/84	at Atl	W, 27-24	9:54
Scoring Play: E. Murray 48 yd. Field Goal			
10/14/84	TB	W, 13-7	10:26
Scoring Play: L. Thompson 37 yd. pass from G. Danielson			
11/4/84	PHI	T, 23-23	
11/24/85	at TB	L, 16-19	2:29
Scoring Play: D. Igwebuike 24 yd. Field Goal			
10/11/87	at GB	W, 19-16	2:34
Scoring Play: M. Prindle 31 yd. Field Goal			
10/30/88	NYG	L, 10-13	13:47
Scoring Play: P. McFadden 33 yd. Field Goal			
10/29/89	at GB	L, 20-23	12:46
Scoring Play: C. Jacke 38 yd. Field Goal			
11/4/90	WAS	L, 38-41	5:50
Scoring Play: C. Lohmiller 34 yd. Field Goal			
12/2/90	at Chi	L, 17-23	4:03
Scoring Play: N. Anderson 50 yd. pass from J. Harbaugh			
12/22/91	at Buf	W, 17-14	10:37
Scoring Play: E. Murray 21 yd. Field Goal			
9/12/93	at NE	W, 19-16	3:56
Scoring Play: J. Hanson 38 yd. Field Goal			
9/4/94	ATL	W, 31-28	9:46
Scoring Play: J. Hanson 37 yd. Field Goal			
9/19/94	at Dal	W, 20-17	:32
Scoring Play: J. Hanson 44 yd. Field Goal			
10/30/94	at NYG	W, 28-25	8:17
Scoring Play: J. Hanson 24 yd. Field Goal			
10/22/95	at Was	L, 30-36	11:19
Scoring Play: D. Green 7 yd. interception return			
10/19/97	NYG	L, 20-26	13:20
Scoring Play: C. Calloway 68 yd. pass from D. Kanell			
9/13/98	CIN	L, 28-34	12:54
Scoring Play: C. Sawyer 53 yd. interception return			
11/26/98	PIT	W, 19-16	12:08
Scoring Play: J. Hanson 42 yd. Field Goal			
10/20/02	CHI	W, 23-20	10:12
Scoring Play: J. Hanson 48 yd. Field Goal			
11/24/02	at Chi	L, 17-20	8:58
Scoring Play: P. Edinger 40 yd. Field Goal			
12/8/02	at Ari	L, 20-23	10:48
Scoring Play: B. Gramatica 42 yd. Field Goal			
11/14/04	at Jax	L, 17-23	9:32
Scoring Play: J. Smith 36 yd. pass from D. Garrard			
10/30/05	CHI	L, 13-19	8:43
Scoring Play: C. Tillman 22 yd. interception return			
12/11/05	at GB	L, 13-16	9:43
Scoring Play: R. Longwell 28 yd. Field Goal			
9/16/07	MIN	W, 20-17	8:55
Scoring Play: J. Hanson 37 yd. Field Goal			
11/7/10	NYJ	L, 20-23	12:42
Scoring Play: N. Folk 30 yd. Field Goal			
12/19/10	at TB	W, 23-20	9:51
Scoring Play: D. Rayner 34 yd. Field Goal			
9/25/11	at Min	W, 26-23	13:01
Scoring Play: J. Hanson 32 yd. Field Goal			

9/23/12	at Ten	L, 41-44	10:36
Scoring Play: R. Bironas 26 yd. Field Goal			
10/14/12	at Phi	W, 26-23	11:00
Scoring Play: J. Hanson 45 yd. Field Goal			
11/22/12	HOU	L, 31-34	2:21
Scoring Play: S. Graham 32 yd. Field Goal			
12/22/13	NYG	L, 20-23	7:32
Scoring Play: J. Brown 45 yd. Field Goal			
10/19/15	CHI	W, 37-34	2:29
Scoring Play: M. Prater 27 yd. Field Goal			
11/6/16	at Min	W, 22-16	8:21
Scoring Play: G. Tate 28 yd. pass from M. Stafford			

OVERTIME RECORDS VS. OPPONENTS

Team	Overall					Home			Road		
	G	W	L	T	Pct	W	L	T	W	L	T
Arizona	1	0	1	0	.000	0	0	0	0	1	0
Last Game: 12/8/02 at Ari											
Atlanta	2	2	0	0	1.00	1	0	0	1	0	0
Last Game: 9/9/84 at Atl											
Buffalo	1	1	0	0	1.00	0	0	0	1	0	0
Last Game: 12/22/91 at Buf											
Chicago	6	2	4	0	.333	2	2	0	0	2	0
Last Game: 10/18/15 vs. Chi											
Cincinnati	1	0	1	0	.000	0	1	0	0	0	0
Last Game: 9/13/98 vs. Cin											
Dallas	1	1	0	0	1.00	0	0	0	1	0	0
Last Game: 9/19/94 at Dal											
Green Bay	4	2	2	0	.500	0	0	0	2	2	0
Last Game: 12/11/05 at GB											
Houston	1	0	1	0	.000	0	1	0	0	0	0
Last Game: 11/22/12 vs. Hou											
Jacksonville	1	0	1	0	.000	0	0	0	0	1	0
Last Game: 11/14/04 at Jac											
Kansas City	1	0	1	0	.000	0	0	0	0	1	0
Last Game: 11/23/75 at KC											
Minnesota	3	3	0	0	1.00	1	0	0	2	0	0
Last Game: 11/6/16 at Min											
New England	1	1	0	0	1.00	0	0	0	1	0	0
Last Game: 9/12/93 at NE											
New York Giants	4	1	3	0	.250	0	3	0	1	0	0
Last Game: 12/22/13 vs. NYG											
New York Jets	1	0	1	0	.000	0	1	0	0	0	0
Last Game: 11/7/10 vs. NYJ											
Philadelphia	2	1	0	1	.750	0	0	1	1	0	0
Last Game: 10/14/12 at Phi											
Pittsburgh	1	1	0	0	1.00	1	0	0	0	0	0
Last Game: 11/26/98 vs. Pit											
Tampa Bay	3	2	1	0	.667	1	0	0	1	1	0
Last Game: 12/19/10 at TB											
Tennessee	1	0	1	0	.000	0	0	0	0	1	0
Last Game: 9/23/12 at Ten											
Washington	2	0	2	0	.000	0	1	0	0	1	0
Last Game: 10/22/95 at Was											
Totals	37	17	19	1	.459	6	9	1	11	10	0
Last Game: 11/6/16 at Min											

LIONS OVERTIME RECORDS

	G	W	L	T	Pct.
Home	16	6	9	1	.375
Road	21	11	10	0	.524
Total	37	17	19	1	.459

HOW THE GAMES ENDED

Result	G	FG	Pa	Ru	Int	KR
Win	17	15	2	0	0	0
Loss	19	12	3	0	3	1
Tie	1	-	-	-	-	-
Totals	37	27	5	0	3	1

MONDAY NIGHT GAMES

MONDAY NIGHT RESULTS

Date	W-L	Score	Opponent	Attendance
10/5/70	W	28-14	Chicago	58,210
12/14/70	W	28-23	at Los Angeles Rams	79,441
9/20/71	L	13-16	Minnesota	54,418
11/1/71	T	14-14	at Green Bay	47,961
10/16/72	L	23-24	Green Bay	54,418
10/30/72	L	24-28	at Dallas	65,378
10/1/73	W	31-6	Atlanta	54,418
10/14/74	W	17-13	San Francisco	49,756
10/6/75	L	10-36	Dallas	79,784
10/19/81	W	48-17	Chicago	71,273
12/6/82	L	13-28	New York Jets	79,361
11/7/83	W	15-9	New York Giants	68,985
12/5/83	W	13-2	Minnesota	79,169
12/10/84	L	3-24	Los Angeles Raiders	66,710
12/15/86	L	13-16	Chicago	75,602
12/10/90	L	31-38	Los Angeles Raiders	72,190
12/28/92	L	6-24	at San Francisco	55,907
9/19/94	W	20-17 ^{ot}	at Dallas	64,102
9/25/95	W	27-24	San Francisco	76,236
12/4/95	W	27-7	Chicago	77,230
11/11/96	L	21-27	at San Diego	60,425
12/23/96	L	14-24	at San Francisco	61,921
9/28/98	W	27-6	Tampa Bay	74,724
12/14/98	L	13-35	at San Francisco	68,585
10/8/01	L	0-35	St. Louis	77,765
10/10/11	W	24-13	Chicago	67,861
10/22/12	L	7-13	at Chicago	62,300
12/22/12*	L	18-31	Atlanta	63,849
12/16/13	L	16-18	Baltimore	64,742
9/8/14	W	35-14	New York Giants	64,401
10/5/15	L	10-13	at Seattle	69,005
12/21/15	W	35-27	at New Orleans	73,017
12/26/16	L	21-42	at Dallas	92,885

New Orleans	1	1	0	0	1.000	0	0	0	1	0	0
Last MNF Game: 12/21/15 at NO											
NY Giants	2	2	0	0	1.000	2	0	0	0	0	0
Last MNF Game: 9/8/14 vs. NYG											
NY Jets	1	0	1	0	.000	0	1	0	0	0	0
Last MNF Game: 12/6/82 vs. NYJ											
Oakland	2	0	2	0	.000	0	2	0	0	0	0
Last MNF Game: 12/10/90 vs. LaRd											
St. Louis	2	1	1	0	.500	0	1	0	1	0	0
Last MNF Game: 10/8/01 vs. StL											
San Diego	1	0	1	0	.000	0	0	0	0	1	0
Last MNF Game: 11/11/96 at SD											
San Francisco	5	2	3	0	.400	2	0	0	0	3	0
Last MNF Game: 12/14/98 at SF											
Tampa Bay	1	1	0	0	1.000	1	0	0	0	0	0
Last MNF Game: 9/28/98 vs. TB											
Seattle	1	0	1	0	.000	0	0	0	0	1	0
Last MNF Game: 10/5/15 at Sea											
Totals	33	14	18	1	.439	11	10	3	8	1	1
Last MNF Game: 12/26/16 at Dal											

*Game played on 12/22/12 was a special Saturday broadcast of ESPN's MNF due to Christmas Eve falling on a Monday.

LIONS MONDAY NIGHT RECORDS

Totals	G	W	L	T	Pct.
Home	21	11	10	0	.524
Road	12	3	8	1	.292
Total	33	14	18	1	.439

MONDAY NIGHT RECORDS VS. OPPONENTS

Team						Home					Road				
	G	W	L	T	Pct.	W	L	T	W	L	T	W	L	T	
Atlanta*	2	1	1	0	.500	1	1	0	0	0	0	0	0	0	
Last MNF Game: 12/22/12 vs. Atl															
Baltimore	1	0	1	0	.000	0	1	0	0	0	0	0	0	0	
Last MNF Game: 12/16/13 vs. Bal															
Chicago	6	4	2	0	.667	4	1	0	0	1	0	0	0	0	
Last MNF Game: 10/22/12 at Chi															
Dallas	4	1	3	0	.250	0	1	0	1	2	0	0	0	0	
Last MNF Game: 12/26/16 at Dal															
Green Bay	2	0	1	1	.250	0	1	0	0	0	1	0	0	0	
Last MNF Game: 10/16/72 vs. GB															
Minnesota	2	1	1	0	.500	1	1	0	0	0	0	0	0	0	
Last MNF Game: 12/5/83 vs. Min															

PRIME TIME GAMES

Since 1970 (Prime Time games do not include Monday Night Football (MNF))

OTHER PRIME TIME RESULTS

Date	TV	Day	W-L	Score	Opp.	Attendance
12/11/76	ABC	Sat	L	17-20	LaRm	73,470
12/17/77	ABC	Sat	L	21-30	Min	78,452
9/9/78	CBS	Sat	W	15-7	at TB	64,445
9/17/79	CBS	Sat	L	16-31	at TB	68,225
9/23/90	TNT	Sun	L	20-23	at TB	55,075
12/16/90	ESPN	Sun	W	38-21	Chi	67,759
9/1/91	TNT	Sun	L	0-45	at Was	52,958
10/15/92	TNT	Thurs	L	14-31	at Min	52,816
10/31/93	TNT	Sun	W	30-27	at Min	53,428
11/13/94	ESPN	Sun	W	14-9	TB	50,814
12/25/94	ESPN	Sun	L	20-27	at Mia	70,980
12/8/96	ESPN	Sun	L	22-24	Min	46,043
11/2/97	ESPN	Sun	L	10-20	at GB	60,126
12/7/97	ESPN	Sun	L	30-33	at Mia	72,266
10/15/98	ESPN	Thurs	W	27-20	GB	77,932
11/15/98	ESPN	Sun	W	26-3	Chi	63,152
10/31/99	ESPN	Sun	W	20-3	TB	63,135
10/19/00	ESPN	Thurs	W	28-14	at TB	65,557
11/30/00	ESPN	Thurs	L	17-24	at Min	64,214
12/11/05	ESPN	Sun	L	13-16ot	at GB	70,019
12/4/11	NBC	Sun	L	17-31	at NO	73,042
9/16/12	NBC	Sun	L	19-27	at SF	69,732
12/9/12	NBC	Sun	L	20-27	at GB	70,382
9/27/15	NBC	Sun	L	12-24	vs. Den	62,920
12/3/15	CBS	Thurs	L	23-27	vs. GB	63,207
1/1/17	NBC	Sun	L	24-31	vs. GB	66,345

LIONS OTHER PRIME TIME RECORDS

	G	W	L	T	Pct.
Home	11	5	6	0	.455
Road	15	3	12	0	.200
Totals	26	8	18	0	.308

OTHER PRIME TIME RECORDS VS. OPPONENTS

Team	G	W	L	T	Pct.	Home			Road		
						W	L	T	W	L	T
Chicago	2	2	0	0	1.000	2	0	0	0	0	0
Last Game: 11/15/98 vs. Chi (Sun)											
Denver	1	0	1	0	.000	0	1	0	0	0	0
Last Game: 9/27/15 vs. Den (Sun)											
Green Bay	6	1	5	0	.167	1	2	0	0	3	0
Last Game: 1/1/17 vs. GB (Sun)											
Miami	2	0	2	0	.000	0	0	0	0	2	0
Last Game: 12/7/97 at Mia (Sun)											
Minnesota	5	1	4	0	.200	0	2	0	1	2	0
Last Game: 11/30/00 at Min (Thurs)											
New Orleans	1	0	1	0	.000	0	0	0	0	1	0
Last Game: 12/4/11 at NO (Sun)											
St. Louis	1	0	1	0	.000	0	1	0	0	0	0
Last Game: 12/11/76 vs. LaRm (Sat)											
Tampa Bay	6	4	2	0	.667	2	0	0	2	2	0
Last Game: 10/19/00 at TB (Thurs)											
San Francisco	1	0	1	0	.000	0	0	0	0	1	0
Last Game: 9/16/12 at SF (Sun)											
Washington	1	0	1	0	.000	0	0	0	0	1	0
Last Game: 9/1/91 at Was (Sun)											
Totals	26	8	18	0	.308	5	6	0	3	12	0

LIONS OVERALL PRIME TIME RECORDS

	G	W	L	T	Pct.	Home			Road		
						W	L	T	W	L	T
Monday Night	33	14	18	1	.439	11	10	0	3	8	1
Last Game: 12/26/16 at Dal											
Sunday Night	17	5	12	0	.294	4	3	0	1	9	0
Last Game: 1/1/17 vs. GB											
Thursday Night	5	2	3	0	.400	1	1	0	1	2	0
Last Game: 12/3/15 vs. GB											
Saturday Night	4	1	3	0	.250	0	2	0	1	1	0
Last Game: 12/17/77 vs. Min											
Totals	59	22	36	1	.388	16	16	0	6	20	1
Last Game: 1/1/17 vs. GB (Sun)											

THE NEW FORD FIELD

Ford Field, home of the Detroit Lions, is one of the premiere sports and entertainment stadiums in the world, and that fact has been proven over and over again the past few years with such high-profile international events like Super Bowl XL.



Every event at Ford Field impacts the city of Detroit beyond the event itself inside the stadium. For example, by hosting the Super Bowl in Detroit, Ford Field stood as the centerpiece to an over \$260 million economic impact on Metro Detroit.

And none of that would have been made possible without the vision and investment made by Lions Owner and Chairman William Clay Ford and the Ford family to not only construct a fine football stadium but an unrivaled sports and entertainment venue.

The team's entertainment division, DLI Entertainment, has promoted multiple large-scale shows and events at Ford Field, including seven consecutive sold-out Kenny Chesney concerts, Taylor Swift, the 2003 Basketball, 2008 NCAA Men's Basketball Regionals, 2009 NCAA Men's Basketball Final Four and the 2010 NCAA Men's Ice Hockey Frozen Four.

THE NEW FORD FIELD



The Lions announced in February 2017 that the Ford Family is investing approximately \$100 million into Ford Field for new video boards and several other renovations to be completed for the 2017 Detroit Lions season.

"After 15 years, we still hear what a great venue Ford Field is from our fans, visiting teams and the great acts that have performed here," said Detroit Lions Team President Rod Wood. "The Ford Family is making a substantial investment to make sure our stadium remains among the best, but ultimately it's still about winning football games. We want to get fans in the building having a great time and excited about what they're experiencing so that they can continue to help us create a home field advantage."

In addition to replacing the videoboards, the sound system will be further upgraded along with The Corner Lounge, stadium suites and premium club areas.

NEW DAKTRONICS DISPLAYS AND RIBBON BOARDS



In each end zone, the Daktronics main video displays will be more than twice the size of the current displays and measure 39.5 feet high by 152 feet wide. Flanking the main displays will be four additional displays measuring 13 feet high by 59 feet wide that can be used individually or coordinated with the main displays for one continuous 270-foot presentation to show live video, instant replays, statistics, graphics and animations, and sponsorship messages. All five of the displays will feature a 13HD pixel layout, Daktronics' premier technology, to ensure vibrant, crisp imagery with wide angle visibility.

Additionally, there will be displays mounted to Ford Field's super columns and ribbon boards mounted along the fascia of Gate A and the main seating bowl. The team worked closely with Daktronics to identify the largest size and best options given the stadium structure.

NEW AND RENOVATED AREAS

The Lions consulted with Rossetti - the original architectural firm for Ford Field - and identified opportunities to renovate areas of the stadium to enhance and modernize the guest experience as well as better utilize the existing space. A total of 210,000 square feet, ranging from large social areas and clubs to suites and loges, will be renovated in place or completely reconfigured.

The new renovations include:

THE LOUNGE

Detroit's underground music scene has been a source of social gathering for generations. These social gatherings typically occurred in the unique architecture that Detroit has become known for around the world; the factory. The minimalist esthetic of the architectural structures that were a part of the music scene became the inspiration for this new club location within Ford Field.

The Lounge is a new seating product that hovers five levels above the field on the north side of the stadium, an area previously filled with suites. The interior is intended to be a fresh, youthful experience that appeals to the modern fan. The edge of the club is lined with lounge-type seating to encourage socializing and movement, while taking advantage of the open view of the field. There will be no reservations for the lounge seating, however there will be plenty of seating options along the 48-foot-long bar in the center of the club or on the sofas flanking the bar. Two chef's tables are centrally-located offering Detroit-centric food options for all club members.

CORNER BAR



Inspired by the memory of when the Detroit Lions and the Detroit Tigers played on the same field, in the same stadium, and at the same CORNER. This new bar will highlight the special and unique Lions moments that have been captured in the memories by the NFL's most loyal and die-hard fans; the Detroit Lions Fan. The bar's classic design is inspired by all of the old-school drinking holes that lined the Detroit streets around Briggs Stadium where the team played for nearly four decades. The 150-linear foot bar, made from oak and blackened steel with old factory glass accents, one can belly-up with ease to grab their favorite libation. The centerpiece of the bar will be the multi-screen video wall and LED statistic board, framed by a wall of vintage lockers and scoreboard. A collection of Lions memorabilia will be on display for all to view and remember the great players, statistics, and moments of the storied Lions history.

GRIDIRON CLUB

The Gridiron Club capitalizes on Detroit's growing culinary recognition and the social scene that parallels it. Food takes center stage in this club, by the addition of several new Detroit-centric concessions manned by new local culinary sensations. Surrounding these unique concessions will be a lively dining and bar environment that has multiple large screen TV's. The highlight of this lively space is the unique lighting grid structure that hovers over all the club patrons that is a visual connection to the cooking grid iron that similarly hovers over the flames at these new culinary destinations. The concept will be expanded to the main concourse to assist with ease of access to the clubs' offerings with a new bar, large TV screens, and another Detroit-centric food destination.



TERRACE CLUB & SUITES AND PREMIUM SUITE RENOVATIONS

Social and communal gathering is the hallmark for this unique club on the north suite level. At its core are the 12 theater box-style suites where a group of people can come together and watch the game but still have the option of gathering in a communal environment directly outside of their suite. This club offers all-inclusive food and beverage (including beer and wine) with high-end stadium fare for all members, including a made-to-order pizza bar with wood-burning oven. To continue the social theme, there are multiple seating options to connect with your neighboring suite. The walls are clad in reclaimed Detroit-based wood and lighting accents help create that social environment.

The suites will be renovated according to two levels of finishes, which are identified as the Red Zone suites and The 20's suites and. All suites will have a distinctly Detroit aesthetic through the use of materials that blend the Lions brand with its hometown of Detroit. Each suite type will receive expressive lighting including Detroit-crafted chandeliers along with up to three integral induction heating units and new premium refrigeration.

The Red Zone Suites will refresh existing suites through the use of natural materials, such as stone, luxury fabrics and Detroit steel. Leading edge audio-visual technology will be incorporated as standard equipment, including interactive tablets that allow for ordering merchandise, food, and service.

The 20's Suites will build upon Red Zone finishes to further elevate the premium experience through the use of end-grain wood flooring, ceramic dinnerware and glassware, and a larger audio-video offering.



SOUTH CLUB & LOGE BOXES

The South side area celebrates Detroit's tradition and takes its cues for the original Hudson's warehouse. The design aesthetic maintains this important history, and is elevated to include a greater brand presence through graphics, lighting and team colors. The furnishings and finishes will reflect a modern aesthetic while blending with existing elements.

- The new South Club will be created by transforming several suites into a club with open volumes of space. Fans will have expansive views onto the field with many opportunities for movement around the space while socializing and viewing.
- The loge boxes are a brand new concept, featuring large, comfortable seats and in-seat food and beverage service.



COMPLETE INSTALLATION OF MEYER SOUND SYSTEM

Prior to the 2016 regular season, the team partnered with Meyer Sound to make temporary improvements to Ford Field's sound system. In the coming months, they will install the full LEO Family Linear Sound Reinforcement System to replace the original stadium sound system in its entirety.

It will feature eight array clusters with 182 separate loudspeakers. The LEO Family system is Meyer Sound's flagship line array solution and boasts premium quality sound with astonishing throw, ultra-low distortion, increased intelligibility and significantly more coverage.

HOME FOR FOOTBALL

More than just a host site for the Super Bowl XL in 2006, few stadiums in the country hold a football schedule as aggressive as Ford Field year after year. Football championships have been held at virtually every level ranging from youth football to the Super Bowl.

2017 FALL FOOTBALL EVENTS

- 10 Lions home games, including preseason
- The Lions 78th Thanksgiving Day Classic
- 2017 Quick Lane Bowl
- MAC Football Championship
- MHSAA High School State Championship
- Detroit Public School Championship
- High School Catholic League Championship
- Annual Detroit PAL Football Championships

FORD FIELD LIONS ATTENDANCE RECORDS

Rk	Date	Opponent	Attendance
1	10/10/11	Chicago	67,861
2	1/1/17	Green Bay	66,345
3	11/24/11	Green Bay	66,263
4	11/28/13	Green Bay	64,934
5	11/22/12	Houston	64,827
6	12/16/13	Baltimore	64,742
7	9/29/13	Chicago	64,552
8	12/13/12	Chicago	64,451
9	11/26/15	Philadelphia	64,445
10	9/8/14	N.Y. Giants	64,401

FORD FIELD ATTENDANCE RECORDS

Detroit Lions:	67,861
Chicago vs. Detroit; October 10, 2011	
Super Bowl XL:	68,206
Seattle vs. Pittsburgh; February 5, 2006	
College Bowl Game:	60,624
Purdue vs. Central Michigan; December 26, 2007 (Motor City Bowl)	
MAC Championship:	25,483
Central Michigan vs. Ohio; November 30, 2006	
Basketball:	79,128
Kentucky vs. Michigan State; December 13, 2003 College basketball attendance record	
Wrestlemania 23:	80,103
April 1, 2007; second-largest all-time Wrestlemania crowd Ford Field all events record	
2008 NCAA Midwest Regional Final:	57,563
March 30, 2008; preliminary round single-game record	
2008 NCAA Midwest Regionals:	114,591
March 28 and 30, 2008; preliminary rounds record	
2009 NCAA Final Four National Semifinals:	72,456
April 4, 2009; NCAA record	
2009 NCAA Final Four National Championship:	72,448
April 6, 2009; NCAA record	
2009 NCAA Final Four:	145,591
April 4 & 6, 2009; NCAA record	
2010 NCAA Frozen Four National Semifinals:	34,954
April 8, 2010; NCAA record	
2010 NCAA Frozen Four National Championship:	37,592
April 10, 2010; NCAA and World Indoor Hockey records	
2010 NCAA Frozen Four:	72,546
April 8 & 10; NCAA Record	

QUICK LANE BOWL

In 2013, the Detroit Lions entered into a six-year partnership with the Big Ten Conference and ACC to host a bowl at Ford Field. The inaugural game was played December 26, 2014 as Rutgers defeated North Carolina, 40-21.

The Lions also entered into a multiyear agreement with Ford Motor Company's Quick Lane Tire & Auto Center designating Quick Lane as title sponsor for the annual bowl game.

The Detroit Lions are now the only NFL team to own, host and operate a college football bowl game.

ALL-TIME QUICK LANE BOWL RESULTS

Date Teams/Results

12/26/14 Rutgers 40, North Carolina 21

12/28/15 Minnesota 21, Central Michigan 14

12/26/16 Boston College 36, Maryland 30

SUPER BOWL XL RECAP

In 2006, Ford Field and Metro Detroit sparkled as the international sports community converged for the NFL's championship game.

"Much changed for the city of Detroit in 25 years since the Super Bowl was played there last," said former NFL Commissioner Paul Tagliabue. "The energy of the city and the revival of downtown Detroit are evident. Detroit was a wonderful host and the hospitality exceeded expectations.

"From the media center and NFL headquarters at GM World Headquarters and the Renaissance Center, to the NFL Experience at Cobo Center, to the events at some of downtown's historic theatres, to the game at Ford Field, our fans, teams, business partners and media enjoyed their Super Bowl experience in Detroit."

NCAA CHAMPIONSHIPS

The 2009 NCAA Men's Basketball Final Four reached new heights in 2009 year as Ford Field served as the host site for one of the year's biggest sporting events. It capped off two years of setting new standards for the men's basketball championships, which included attendance records for the Final Four, National Championship and preliminary rounds.

2009 MEN'S NCAA FINAL FOUR

The 2009 Men's Basketball Final Four finalized a process that included six years of planning with the ultimate goal of delivering a Final Four like no other, and the NCAA, Ford Field and the city of Detroit did just that. The cornerstone to the championship at Ford Field was the center stadium court and seating configuration that included customized risers and, for the first time, designated student sections. On the court, the Final Four featured Michigan State defeating Connecticut, 82-73, and North Carolina defeating Villanova, 83-69 in the National Semifinals. In the National Championship, North Carolina ousted Michigan State, 89-72, to claim the NCAA title.

The weekend kicked off as the Final Four Friday drew a

record crowd with nearly 30,000 in attendance. The games were expected to establish new records, and they delivered. The National Semifinals set an all-time record with 72,456 fans, and the National Championship upped that amount when it drew 72,992. Overall, 145,378 fans attended the Final Four, which also set a new record.

Although the primary focus of Final Four weekend was on the student athletes, the festivities surrounding the event livened up downtown Detroit. The ancillary events, like Hoops City, also drew record crowds over the five-day period. The NCAA and the Detroit Local Organizing Committee worked together on several community outreaches, which include a new legacy program. In the Detroit community, new early learning and literacy centers were opened. All of this was made possible by the vision of Ford Field and the NCAA to take this event to new levels. In the end, the Final Four generated an estimated \$30-50 million impact on the city of Detroit.

2008 MIDWEST REGIONALS

Midwest Regionals, which included the Sweet Sixteen and Elite Eight rounds, were held March 28 and 30 in downtown Detroit for the first time as well, and both sessions set new preliminary rounds attendance records with 57,028 and 57,563 respectively for each session. A record of 114,591 was also established for both sessions. The excitement for the Midwest Regional was evident when 50,000 tickets were sold prior to the announcement of the 65-team tournament. Teams in the regional included Kansas (1 seed), Wisconsin (3), Davidson (10 seed) and Villanova (12 seed). Davidson upset Wisconsin, 73-56, in the first game and Kansas defeated Villanova, 72-57, in the second game. The regional title was claimed by Kansas with a win over Davidson, 59-57, in a game that came down to the final seconds. The previous attendance record for a single Regional game was 42,519. That mark was set at the Michigan State vs. Kentucky game in St. Louis' Trans World Dome in 1999.

NCAA HOCKEY

In 2010 Ford Field elevated collegiate hockey to an all-time level when it hosted the NCAA Men's 2010 Frozen Four. In an area that shows great support annually for college hockey and several Division I programs in the state of Michigan, Ford Field, which was the largest stadium ever to host the Frozen Four, proved the ideal venue to provide access to more fans of college hockey's version of the Final Four than ever before.

For both the National Semifinals and National Championship, the crowds that gathered set new NCAA records and new world records for an indoor hockey game. Overall, approximately 19,000 fans experienced the Frozen Four weekend than ever before. The first night of the Frozen Four, the National Semifinals, commenced as Ford field established a new attendance record of 34,954. Wisconsin defeated Rochester Institute of Technology 8-1 and Boston College upended Miami 7-1. In the National Championship game, Boston College claimed the NCAA title by shutting

out Wisconsin in front of a record crowd of 37,592. In total, 72,546 fans watched the Frozen Four at Ford Field.

A LOOK AT THE PAST

On November 16, 1999, a new era in Detroit Lions' history began when the team officially launched the construction of its new downtown Detroit stadium. In 2002, the Lions and the city of Detroit unveiled one of the most impressive sports and entertainment venues ever built.

The Lions' downtown home is an incomparable 64,500-seat facility that includes a giant glass wall, revealing the picturesque Detroit skyline, and the old Hudson's Warehouse, originally built in 1920. The massive project encompasses a total of 1.85 million square feet of development.

The old Hudson's Warehouse, a major cornerstone of Ford Field, houses most of the stadium luxury seats, pressbox, restaurants, food courts, lounge areas, banquet facilities, entertainment venues and commercial space. The inclusion of the warehouse into the stadium project allows the sightlines at Ford Field to be among the very best in the NFL. In fact, even the locker room facilities have been built in the basement of the seven-story historic Detroit structure.

Detroit played its first home preseason game at Ford Field Saturday, August 24, 2003 against the Pittsburgh Steelers. Almost one month later, the Lions celebrated the inaugural regular season game at Ford Field Sunday, September 22 when they played host to their long-time divisional rival, the Green Bay Packers. The 2002 home opener marked the return of the Lions to downtown Detroit for the first time since 1974.

Following this grand opening event and the Lions' first regular season game, Ford Field's first concert was October headlined by the rock-and-roll legends, the Rolling Stones. At Super Bowl XL, the Rolling Stones returned to headline the NFL's halftime show.

Not only has Ford Field impressed the NFL owners, but it has also made an impact on the NCAA to name the stadium the site of the 2009 NCAA Men's Basketball Final Four. Ford Field also hosted Men's Basketball Midwest Regional Finals in 2008. In addition to the men's basketball championship, the NCAA returned in 2010 as Ford Field presented the Men's Hockey Frozen Four.

In April 2007, Ford Field expanded its portfolio when it hosted one of the biggest sports entertainment events of the year when the WWE's Wrestlemania extravaganza rolled into town. The event set a Ford Field record with 80,103 in attendance and it was the second-highest tally in the 23-year history of the event behind Wrestlemania III (93,173) held at the Pontiac Silverdome. Wrestlemania 23 at Ford Field included fans from 23 different countries, including all 50 states and nine Canadian provinces. Wrestlemania was the highest grossing one-day live event in WWE history, and holding the event at Ford Field helped pump an estimated \$25 million into the local economy.

Besides events like the NCAA Final Four, Midwest Regionals and Frozen Four, Ford Field has also hosted prominent motorsports events, including the Monster Jam

monster truck series for the past three years and the AMA Amp'd Mobile Supercross series.

Ford Field began as a construction phenomenon on multiple fronts, and is now a crowning jewel of new stadiums in the NFL and Detroit's downtown entertainment district. The stadium's impact will continue to grow as Ford Field plays host to football games, sports and entertainment events, tradeshow and concerts.

PAST EVENTS

2002

- **Aug. 22:** Lions held first practice at Ford Field.
- **Aug. 24:** First preseason game at Ford Field. Lions fall to the Pittsburgh Steelers 34-22.
- **Sept. 5:** Impact at Ford Field, the annual Children's Center fundraiser, marked the first non-football event that took place in the new stadium. Founded in 1929, The Children's Center provides 28 interrelated programs to approximately 7,000 children and families in Detroit.
- **Sept. 22:** Lions hosted the Green Bay Packers in the Inaugural Game at Ford Field. The Lions fell to the Packers 37-31.
- **Sept. 29:** The Lions won their first game at Ford Field as they defeated the New Orleans Saints 26-21.
- **Oct. 12:** Legendary band the Rolling Stones headlined the first concert at Ford Field. Pop band No Doubt played the night's opening act.
- **Nov. 28:** The Lions hosted the first Thanksgiving Day game at Ford Field vs. the New England Patriots. The game served as the 63rd installment of the historic holiday series and the first Thanksgiving Day Game in downtown Detroit since 1974.
- **Dec. 26:** The Motor City Bowl held at Ford Field for the first time in bowl game's six-year history. Boston College defeated Toledo 51-25.

2003

- **July 12-13:** Detroit rap star Eminem performed back-to-back sold-out shows of 45,000 at Ford Field.
- **Aug. 31:** Ford Field hosted 1st annual Ford Detroit Football Classic that features two historically black colleges, Alabama State and Florida A&M. The game drew a crowd of 54,500 as Alabama State defeated Florida A&M 38-22.
- **Dec. 12:** Ford Field held its first-ever basketball game, Basketbowl, between host Michigan State and Kentucky. The game set the college basketball attendance record at 79,129. Michigan State fell to Kentucky 79-74.
- **Dec. 26:** Bowling Green defeated Northwestern 28-24 in the second Motor City Bowl played at Ford Field. The crowd of 51,286 was the largest in the seven-year history of the annual bowl game.

2004

- **Sept. 4:** Alabama State defeated Howard 27-12 in 2nd annual Ford Detroit Football Classic.
- **Dec. 2:** For the first time, the Mid-American Conference (MAC) held football championship title game at Ford Field. Toledo defeated Miami 35-27.
- **Dec. 27:** Connecticut defeated Toledo 39-10 in the third Motor City Bowl held at Ford Field. MVP of that game was former Lions quarterback Dan Orlovsky.

2005

- **Sept. 3:** Hampton defeated Jackson State 20-7 in 3rd annual Ford Detroit Football Classic.
- **Nov. 25-26:** MHSAA played its football championships at Ford Field for first time.
- **Dec. 1:** Akron defeated Northern Illinois in MAC Football Championship.
- **Dec. 26:** In fourth Motor City Bowl at Ford Field, Memphis defeated Akron 28-21.

2006

- **Feb. 5:** Super Bowl XL was played at Ford Field between the Pittsburgh Steelers and Seattle Seahawks. The Steelers defeated the Seahawks 21-10 in front of 68,206, Ford Field's largest football crowd.
- **Mar. 4:** Monster Jam monster truck series was held for first time at Ford Field.
- **Aug. 26:** Kenny Chesney holds a sold-out show, "The Road and the Radio" Super Show, at Ford Field.
- **Nov. 30:** Central Michigan defeated Ohio in MAC Championship (third time championship game has been played at Ford Field).
- **Dec. 26:** In fifth Motor City Bowl at Ford Field, Central Michigan defeated Middle Tennessee State 31-10.

2007

- **Jan. 20:** Monster Jam returned to Ford Field for its second appearance.
- **Apr. 1:** Ford Field hosted WWE Wrestlemania 23 in front of crowd of 80,103 (Ford Field all-events record).
- **Apr 21:** A stop on the Amp'd Mobile World Supercross GP/ Amp'd Mobile AMA Supercross series took place at Ford Field for the first time.
- **Aug. 18:** For the second year in a row, Kenny Chesney held a sold-out show, Flip-Flop Summer Tour, at Ford Field.
- **Dec. 1:** Central Michigan claimed its second-straight MAC Championship by defeating Miami 35-10.
- **Dec. 26:** A new attendance record was set for the Motor City Bowl when 60,624 were on hand to watch Purdue take down Central Michigan 51-48. The Boilermakers were victorious when they hit a field goal when time expired.

2008

- **Mar. 28:** A preliminary round attendance record (57,028) was set during the NCAA Men's Basketball Midwest Regional. Davidson defeated Wisconsin, 73-56, and Kansas defeated Villanova, 72-57.
- **Mar. 30:** A new Regionals attendance record (57,563) was set during the NCAA Men's Basketball Regional Finals when Kansas, the eventual national champions, earned a berth to the Final Four by edging out Davidson 59-57.
- **Aug. 2:** Kenney Chesney visited Ford Field for third-consecutive year with "Poets and Pirates" Tour.
- **Nov. 18:** Music and entertainment icon, Madonna, performed at Ford Field for the first time.
- **Dec. 5:** Buffalo defeated Ball State 42-24 in fifth Marathon MAC Championship played at Ford Field.
- **Dec. 26:** Florida Atlantic defeated Central Michigan 24-21 in the Motor City Bowl.

FORD FIELD MAJOR CONCERTS

Date	Concert
9/5/02	Impact
10/12/02	Rolling Stones
7/12/03	Eminem
7/13/03	Eminem
8/6/04	One in Worship
6/10/05	One in Worship
4/8/06	Acquire the Fire
8/26/06	Kenny Chesney
4/13/07	Acquire the Fire
8/18/07	Kenny Chesney
8/2/08	Kenny Chesney
11/18/08	Madonna
8/22/09	Kenny Chesney
1/15/11	Kid Rock
6/11/11	Taylor Swift
8/20/11	Kenny Chesney
8/18/12	Kenny Chesney
5/4/13	Taylor Swift
7/18/13	Bon Jovi
8/6/13	Justin Timberlake & Jay Z
8/17/13	Kenny Chesney
8/16/14	One Direction
5/30/15	Taylor Swift
8/22/15	Kenny Chesney and Eric Church
8/29/15	One Direction
9/8/15	AC/DC
10/30/15	Luke Bryan
6/14/16	Beyonce
6/23/16	Guns N' Roses

2009

- **Apr. 3:** Ford Field hosted NCAA Men's Basketball Final Four Friday, the annual public practice session for schools competed in Final Four. A record crowd of 30,000 was set for event.
- **Apr. 4:** NCAA Men's Basketball Final Four National Semifinals are played. In the first game, Michigan State defeated Connecticut 82-73. In the second game, North Carolina defeated Villanova 83-69. Ford Field set attendance record with a total of 72,456 for both sessions.
- **Apr. 6:** North Carolina defeated Michigan State 89-72 in the NCAA Men's Basketball National Championship. A record crowd of 72,992 was in attendance for the national title game. Ford Field also set the attendance record for Final Four weekend with a total of 146,378 fans for the National Semifinals and National Championship games.
- **Aug. 22:** For the fourth-straight year, Kenny Chesney played at Ford Field as his Sun City Carnival Tour stopped in downtown Detroit.
- **Nov. 26:** Lions hosted the Green Bay Packers in the franchise's 70th Thanksgiving Day Game.
- **Dec. 3:** Central Michigan defeated Ohio 20-10 in the sixth Marathon MAC Championship played at Ford Field
- **Dec. 26:** Marshall defeated Ohio 21-17 in the Little Caesar's Pizza Bowl. It marked the first year of Little Caesar's Pizza sponsorship of Detroit annual bowl game that was

previously known as the Motor City Bowl.

2010

- **Apr. 8:** The NCAA Men's Hockey Frozen Four was held at Ford Field for the first time. It marked the first time the event was ever held in a large, football stadium venue. Wisconsin defeated Rochester Institute of Technology 8-1 and Boston College defeated Miami 7-1 in the National Semifinals. Ford Field drew a record crowd of 34,954.
- **Apr 10:** In the National Championship game of the Frozen Four, Boston College prevailed over Wisconsin 5-0. 37,592 fans were on hand to watch the event, which set new NCAA and world indoor hockey records. For the weekend, the attendance totaled 72,546 at Ford field which also set a new attendance mark.

2011

- **Oct. 10:** The Detroit Lions set an attendance record for a Lions game at Ford Field when they defeated the Chicago Bears 24-13 in front of 67,861.
- **Dec. 24:** On Christmas Eve, the Lions claimed a 38-10 win over San Diego and clinched the franchise's first playoff berth since 1999.

2014

- **Dec. 26:** Inaugural Quick Lane Bowl played at Ford Field between Rutgers and North Carolina. The Scarlet Knights defeated the Tar Heels 40-21.

MAJOR STADIUM MILESTONES

1996

- **Aug. 20:** Lions announced plans to build new domed stadium in downtown Detroit.
- **Nov. 5:** Voters in Wayne County overwhelmingly approved a referendum by the largest margin of victory in NFL stadium election history (68-32 percent) which allowed the Detroit Lions to build a domed stadium in downtown Detroit adjacent to a new baseball park for the Detroit Tigers.

1999

- **Nov. 16:** Lions hosted groundbreaking ceremony "From the Ground Up" unveiling renderings and officially naming the new stadium, Ford Field.

2000

- **Feb.:** Workers began installing 380 concrete caissons into the hard pan, which is a densely compacted layer of gravel located approximately 100 feet below the surface that rests on top of the bedrock, to provide stability to the structure of the bowl.
- **Nov. 1:** NFL owners unanimously approved the city of Detroit to host Super Bowl XL at Ford Field Feb. 5, 2006.

2001

- **Nov. 2:** First massive roof lift completed. The lift of this magnitude is the first of its kind in the United States. The steel, weighing approximately 2,800 tons (5.6 million lbs.) and spanning 450 feet, was lifted by a computerized system of pulleys, cables and jacks.
- **Dec.:** Workers began removing approximately 300,000 cubic yards of soil and clay to shape the lower bowl and field level portion of the stadium.
- **Dec. 16:** Second massive roof truss lift completed.

2002

- **May 1:** Installation of lower bowl seats began.
- **June:** Upper bowl and suite seats installed. Two 97-by-27 feet LED digital video scoreboards installed. Bathrooms completed. Brick-like concrete pathways poured for glass wall (southwest) atrium. One-half of field level construction completed. One-half of seats in the lower bowl installed. Brick paving of Adams Street began.
- **July:** Three-quarters of field level poured. Final one-quarter of field level graded and prepared. Roof membrane (a type of skin-like finish) installed. East side upper glass wall finished. Stadium sound system installed in roof structure. White baffling material from ceiling hanged to reduce acoustic distortion. Roof installation completed. Sound and video system and scoreboard calibrated. Main glass wall (southwest) atrium glass installed.
- **Aug.:** Ford Field business and operations offices opened on second level of warehouse. Stadium exterior brick walkways paved. Final section of field level poured. FieldTurf installed. Stadium exterior landscaped.
- **Sept. 15:** Interfaith dedication of Ford Field.

2003

- **July 1:** NCAA announced that the city of Detroit and Ford Field will host the Men's Basketball 2009 Final Four, as well as 2008 NCAA tournament games.

2005

- **June 23:** NCAA announced that the city of Detroit and Ford Field will host the Men's Hockey 2010 Frozen Four.

2006

- **Apr. 3:** World Wrestling Entertainment announced that it will present its cornerstone annual event, WrestleMania 23, on Sunday, April 1, 2007, at Ford Field.

2007

- **Nov. 18:** Ford Field welcomed its 5 millionth fan.

2008

- **Mar. 28 and 30:** Ford Field set new NCAA Men's Basketball preliminary rounds attendance records with 57,028 for the first night of the Midwest Regionals and then broke that mark with 57,563 for the Midwest Regional Final. For both sessions, a total of 114,591 attended that games a Ford Field, also an NCAA record.

2009

- **Apr. 3-6:** Ford Field smashes several attendance records when it hosted the 2009 Men's Basketball Final Four, including the following: Final Four Friday (30,000), National Semifinals (72,456), National Championship (72,992) and Final Four (146,378).

2010

- **Apr. 7-8:** Ford Field established several new attendance records during the 2010 Men's Hockey Frozen Four, including the following: National Semifinals (34,954), National Championship (37,592) and Frozen Four (72,546). It also marked the first time that a venue has hosted the Final Four and Frozen Four in back-to-back years.

2011

- **June 7:** Ford Field hosted the opening round of the 2011 CONCACAF Gold Cup with two soccer matches between

Panama and Guadeloupe and the United States and Canada. It was the first time grass was installed at Ford Field for an event. The games drew the largest crowd for a U.S. match in the Gold Cup opening round since 2003.

- **Fall:** As the Lions compiled a 10-6 record and returned to the playoffs, the team established the Top-5 largest Ford Field crowds for Lions games since the stadium opened in 2002, including a record crowd of 67,861 vs. Chicago October 10, 2011.

2014

- **August 26:** The Detroit Lions announced a multiyear agreement with Ford Motor Company's Quick Lane Tire & Auto Center designating Quick Lane as the title sponsor for the annual bowl game, which will feature teams from the Big Ten and ACC Conferences, held at Ford Field in Detroit.
- **December 26:** Rutgers defeats North Carolina 40-21 in the inaugural Quick Lane Bowl.

2017

- **February 15:** The Detroit Lions announced the Ford Family's investment of approximately \$100 million into Ford Field for new video boards and several other renovations to be completed in time for the 2017 Detroit Lions season. The renovations include upgrades to the sound system, The Corner Lounge, stadium suites and premium club areas.

FEATURES

Ford Field is nestled at the intersection of I-75 and I-375 in downtown Detroit. The 40-foot glass wall entrance is located at the corner of Adams and Brush Street. Brush Street runs between Ford Field and Comerica Park, home of the Detroit Tigers. St. Antoine Street runs on the east side of the stadium and Beacon St. borders Ford Field on the south side.

LIONS PRO SHOP

The Detroit Lions' official merchandise store, Lions Pro Shop, is located inside Ford Field on the Adams St. Concourse. The team store is open for business Monday-Friday from 10:30 a.m.-3 p.m. and during select events.



DETROIT LIONS

DETROIT LIONS 2017 MEDIA GUIDE



YEAR-BY-YEAR RESULTS

LIONS ALL-TIME PRESEASON RECORDS AND RESULTS

YEAR-BY-YEAR RESULTS

Year	G	W	L	T	Pct.
1949	5	3	2	0	0.600
1950	5	4	1	0	0.400
1951	4	4	0	0	0.667
1952	6	6	0	0	1.000
1953	6	4	1	1	0.667
1954	6	6	0	0	1.000
1955	6	4	2	0	0.667
1956	6	4	2	0	0.667
1957	6	3	3	0	0.500
1958	6	4	2	0	0.333
1959	7	4	2	1	0.571
1960	6	4	2	0	0.333
1961	5	4	1	0	0.800
1962	5	4	1	0	0.800
1963	5	4	1	0	0.400
1964	5	4	1	0	0.600
1965	5	1	4	0	0.200
1966	5	4	1	0	0.000
1967	5	3	2	0	0.600
1968	5	3	2	0	0.400
1969	6	5	1	0	0.833
1970	6	4	2	0	0.667
1971	6	3	3	0	0.500
1972	6	4	2	0	0.667
1973	6	4	2	0	0.667
1974	6	4	2	0	0.333
1975	6	4	2	0	0.333
1976	7	4	3	0	0.429
1977	6	3	3	0	0.500
1978	4	4	0	0	0.500
1979	4	4	0	0	0.500
1980	4	4	0	0	0.750
1981	4	4	0	0	0.250
1982	4	4	0	0	0.500
1983	4	4	0	0	0.500
1984	4	4	0	0	0.500
1985	4	4	0	0	0.250
1986	4	4	0	0	0.500
1987	4	4	0	0	0.500
1988	4	4	0	0	0.000
1989	4	4	0	0	0.000
1990	4	4	0	0	1.000
1991	5	4	1	0	0.400
1992	4	4	0	0	0.250
1993	5	4	1	0	0.800
1994	4	4	0	0	0.500
1995	4	3	1	0	0.750
1996	4	3	1	0	0.750
1997	4	4	0	0	0.250
1998	4	4	0	0	0.250
1999	4	4	0	0	0.250
2000	4	4	0	0	0.500
2001	4	4	0	0	0.250
2002	4	4	0	0	0.250
2003	4	4	0	0	0.500
2004	4	4	0	0	0.500

2005	4	1	3	0	0.250
2006	4	1	3	0	0.250
2007	4	2	2	0	0.500
2008	4	4	0	0	1.000
2009	4	3	1	0	0.750
2010	4	3	1	0	0.750
2011	4	4	0	0	1.000
2012	4	4	0	0	0.500
2013	4	3	1	0	0.750
2014	4	4	0	0	0.750
2015	4	4	0	0	0.750
2016	4	2	2	0	0.500
Totals	324	173	143	8	0.546

OPPONENT RECORDS (SINCE 1949)

Team	G	W	L	T	Pct.
Arizona	15	11	4	0	.733
Atlanta	4	2	2	0	.500
Baltimore	4	1	3	0	.250
Buffalo	36	24	11	1	.667
Chicago	4	1	3	0	.000
Cincinnati	37	18	19	0	.486
Cleveland	46	25	20	1	.543
College All-Stars	3	3	0	0	.667
Dallas	6	2	3	1	.333
Denver	6	2	4	0	.600
Jacksonville	3	3	0	0	1.000
Indianapolis	21	7	13	1	.333
Kansas City	10	6	4	0	.600
Miami	7	1	6	0	.143
Minnesota	1	0	1	0	.000
New England	8	6	2	0	.750
New Orleans	7	4	3	0	.571
NY Bulldogs	1	1	0	0	1.000
NY Giants	15	10	4	1	.667
NY Jets	6	4	2	0	.667
NY Yanks	1	1	0	0	1.000
Oakland	7	1	6	0	.143
Philadelphia	25	13	11	1	.520
Pittsburgh	19	11	8	0	.579
St. Louis	4	0	3	1	.000
San Diego	1	1	0	0	1.000
Seattle	7	2	5	0	.286
Tennessee	5	3	2	0	.600
Washington	19	11	8	0	.578
Totals	324	173	143	8	.546

RESULTS

1949 (3-2-0)

Date	Opponent	W/L	Score
8/23	N.Y. Bulldogs (Hershey)	W	21-10
8/30	Washington (Denver)	L	7-31
9/3	Philadelphia (New Orleans)	L	14-45
9/10	Pittsburgh (Roanoke)	W	41-21
9/18	N.Y. Giants (Minneapolis)	W	21-6

1950 (2-3-0)

8/19	at Pittsburgh	L	14-17
8/25	Cleveland (Akron)	L	14-35
8/30	Washington (Dallas)	L	24-28
9/2	Philadelphia (Little Rock)	W	49-24
9/9	Chi. Cards (Birmingham)	W	24-16

1951 (4-1-1)

8/24	N.Y. Giants (Dallas)	W	31-21
8/27	Philadelphia (Shreveport)	T	17-17
8/31	Washington (Amarillo)	L	7-10
9/4	CLEVELAND	W	21-20
9/15	Chi. Cards (San Antonio)	W	21-7
9/21	N.Y. Yanks (Houston)	W	28-14

1952 (6-0-0)

8/18	Chi. Cards (Amarillo)	W	28-13
8/23	Philadelphia (Little Rock)	W	7-3
9/2	N.Y. GIANTS	W	33-17
9/6	Cleveland (Syracuse)	W	28-21
9/20	Washington (Norman)	W	45-7

1953 (4-1-1)

8/14	All-Stars (Chicago)	W	24-10
8/22	Pittsburgh (Syracuse)	W	16-13
8/28	N.Y. Giants (Dallas)	W	38-7
9/4	CLEVELAND	T	24-24
9/16	Washington (Buffalo)	W	31-7
9/17	at Philadelphia	L	17-28

1954 (6-0-0)

8/13	All-Stars (Chicago)	W	31-6
8/19	at Philadelphia	W	17-14
8/27	WASHINGTON	W	37-7
9/4	N.Y. Giants (Norman)	W	28-13
9/10	Cleveland (Dallas)	W	56-31
9/19	Pittsburgh (Buffalo)	W	42-14

1955 (4-2-0)

8/19	Philadelphia (Dallas)	L	8-14
8/24	Washington (Mobile)	W	17-14
8/28	Chi. Cards (St. Louis)	L	16-17
9/2	Pittsburgh (Miami)	W	24-0
9/10	at Cleveland	W	19-3
9/18	N.Y. GIANTS	W	27-17

1956 (4-2-0)

8/19	Pittsburgh (Toledo)	W	20-15
8/24	Chi. Cards (Mobile)	L	17-20
8/28	Philadelphia (Miami)	W	31-14
9/2	CLEVELAND	W	17-0
9/10	Cleveland (Akron)	W	31-14
9/18	Washington (Buffalo)	L	17-19

1957 (3-3-0)

8/14	CLEVELAND	W	20-10
8/23	Philadelphia (Toledo)	W	34-27
9/1	Washington (Birmingham)	W	31-14
9/8	Pittsburgh (Buffalo)	L	14-20
9/14	at Cleveland	L	7-23
9/22	N.Y. GIANTS	L	0-17

1958 (2-4-0)

8/15 All-Stars (Chicago) L 19-35
 8/22 CLEVELAND W 17-7
 8/29 N.Y. GIANTS W 24-17
 9/5 Chicago Bears (Dallas) L 17-24
 9/13 Philadelphia (Norman) L 24-31
 9/20 at Cleveland L 7-41

1959 (4-2-1)

8/15 L.A. Rams (Boulder) T 20-20
 8/16 Chi. Cards (Norman) L 19-21
 8/17 Cleveland (Akron) W 9-3
 8/18 N.Y. GIANTS L 0-38
 8/19 Philadelphia (Toledo) W 35-24
 8/20 CLEVELAND W 31-28
 8/21 WASHINGTON W 31-14

1960 (2-3-1)

8/14 CLEVELAND L 14-28
 8/20 St. Louis (Toledo) W 24-21
 8/25 PITTSBURGH W 13-7
 9/3 Philadelphia (Norman) L 10-40
 9/11 N.Y. Giants (New Haven) T 16-16
 9/17 at Cleveland L 10-14

1961 (4-1-0)

8/11 CLEVELAND W 35-7
 8/16 at Pittsburgh W 17-14
 8/25 PHILADELPHIA L 14-23
 9/1 ST. LOUIS W 20-7
 9/9 at Cleveland W 35-17

1962 (4-1-0)

8/11 CLEVELAND L 14-17
 8/18 Dallas (Cleveland) W 35-24
 8/27 PITTSBURGH W 26-20
 9/1 St. Louis (Omaha) W 19-14
 9/7 at St. Louis W 14-0

1963 (2-3-0)

8/10 CLEVELAND W 24-10
 8/17 N.Y. Giants (Cleveland) L 21-24
 8/24 St. Louis (Omaha) W 22-17
 8/30 PITTSBURGH L 7-22
 9/7 Dallas (New Orleans) L 17-27

1964 (3-1-1)

8/8 Washington (Charlotte) W 28-27
 8/14 BALTIMORE T 28-28
 8/23 at Philadelphia W 17-13
 8/28 CLEVELAND L 14-35
 9/6 N.Y. Giants (Cleveland) W 24-10

1965 (1-4-0)

8/15 at Philadelphia L 17-20
 8/20 BALTIMORE L 3-23
 8/29 CLEVELAND L 14-28
 9/4 N.Y. Giants (Cleveland) W 25-21
 9/12 Washington (Canton) L 3-20

1966 (0-4-1)

8/6 Minnesota (New Orleans) T 6-6
 8/11 ST. LOUIS L 14-28
 8/21 N.Y. Giants (New Haven) L 7-17
 8/27 Dallas (Tulsa) L 10-20
 9/1 BALTIMORE L 0-20

1967 (3-2-0)

8/5 at Denver L 7-13
 8/14 BUFFALO W 19-17
 8/20 at San Diego W 38-17
 8/26 BALTIMORE L 5-14
 9/8 at St. Louis W 21-7

1968 (2-3-0)

8/5 at Buffalo L 9-13
 8/11 at Philadelphia W 20-3
 8/23 BALTIMORE W 14-7
 8/29 at Washington L 10-16
 9/7 N.Y. Jets (Cleveland) L 6-9

1969 (5-1-0)

8/9 at Kansas City L 13-38
 8/15 BUFFALO W 24-12
 8/25 Boston (Montreal) W 22-9
 8/30 Washington (Tampa) W 21-20
 9/6 Philadelphia (Raleigh) W 23-21
 9/12 NEW ORLEANS W 42-7

1970 (4-2-0)

8/8 KANSAS CITY L 17-30
 8/14 at Buffalo W 22-6
 8/22 at New Orleans W 31-17
 8/31 PHILADELPHIA W 31-7
 9/5 Baltimore (Raleigh) L 14-20
 9/12 at Cincinnati W 31-14

1971 (3-3-0)

8/7 N.Y. Jets (Tampa) W 28-24
 8/14 CINCINNATI L 24-31
 8/22 Baltimore (Ann Arbor) W 23-20
 8/28 at Miami L 24-28
 9/4 BUFFALO L 17-31
 9/11 at Philadelphia W 49-10

1972 (4-2-0)

8/5 MIAMI W 31-23
 8/12 at Cincinnati L 28-30
 8/20 Cleveland (Ann Arbor) W 34-7
 8/25 WASHINGTON W 23-10
 9/1 Baltimore (Tampa) W 24-17
 9/10 at New England L 30-34

1973 (4-2-0)

8/3 at Washington W 17-14
 8/13 at Kansas City W 17-16
 8/18 Baltimore (Memphis) L 28-32
 8/24 CINCINNATI L 10-17
 9/1 at Cleveland W 16-13
 9/7 NEW ENGLAND W 34-21

1974 (2-4-0)

8/5 at Kansas City L 12-20
 8/9 at Baltimore W 6-3
 8/16 OAKLAND L 10-41
 8/26 at Cincinnati L 14-27
 8/30 at Buffalo L 7-28
 9/7 CLEVELAND W 21-7

1975 (2-4-0)

8/10 Oakland (Berkeley) L 0-34
 8/16 at Miami L 14-20
 8/23 KANSAS CITY W 27-24
 8/29 at Washington L 13-34
 9/6 CINCINNATI L 14-22
 9/13 at Cleveland W 27-24

1976 (3-4-0)

7/24 Denver (Canton) L 7-10
 7/31 BUFFALO W 20-17
 8/8 MIAMI L 21-30
 8/14 at Cincinnati L 14-26
 8/21 Dallas (Memphis) L 16-36
 8/28 at Kansas City W 23-21
 9/2 BALTIMORE W 24-9

1977 (3-3-0)

8/6 KANSAS CITY W 17-0
 8/13 at Buffalo L 10-17
 8/21 CINCINNATI L 13-17
 8/27 at Seattle W 16-14
 9/2 at Baltimore L 10-21
 9/9 CLEVELAND W 24-20

1978 (2-2-0)

8/5 BUFFALO W 28-20
 8/12 at Cincinnati W 14-10
 8/21 at Cleveland L 10-14
 8/26 BALTIMORE L 7-13

1979 (2-2-0)

8/4 CINCINNATI L 28-40
 8/11 at Buffalo W 34-13
 8/18 CLEVELAND W 21-10
 8/24 at Baltimore L 7-17

1980 (3-1-0)

8/10 at Miami L 7-17
 8/16 BUFFALO W 24-17
 8/23 NEW ORLEANS W 40-17
 8/30 at Cincinnati W 15-10

1981 (1-3-0)

8/8 at Buffalo W 21-14
 8/15 CINCINNATI L 20-30
 8/22 MIAMI L 27-31
 8/29 at New Orleans L 17-20

1982 (2-2-0)

8/14 CLEVELAND L 16-17
 8/21 OAKLAND W 30-16
 8/28 at Cincinnati W 27-23
 9/4 at Buffalo L 10-13

1983 (2-2-0)

8/5 at Philadelphia L 17-21
 8/13 at Kansas City W 17-13
 8/20 BUFFALO L 16-17
 8/26 CINCINNATI W 34-7

1984 (2-2-0)

8/4 PHILADELPHIA W 17-14
 8/11 SEATTLE L 24-28
 8/18 at Buffalo W 17-12
 8/24 at Cincinnati L 14-35

1985 (1-2-1)

8/9 BUFFALO T 10:00T
 8/16 at Seattle L 3-28
 8/23 CINCINNATI W 31-17
 8/29 at Philadelphia L 16-20

1986 (2-2-0)

8/8 PHILADELPHIA L 9-17
 8/15 SEATTLE W 30-20T
 8/23 at Indianapolis L 13-20
 8/29 at Cincinnati W 30-20

1987 (2-2-0)

8/15 INDIANAPOLIS L 19-22
 8/22 CINCINNATI W 23-9
 8/28 at Seattle L 10-38
 9/3 at Philadelphia W 36-3

1988 (0-4-0)

8/6 at Cleveland L 10-13
 8/11 SEATTLE L 13:60T
 8/20 at Cincinnati L 7-24
 8/25 PHILADELPHIA L 9-27

1989 (0-4-0)

8/12 CLEVELAND L 24-25
 8/19 CINCINNATI L 3-35
 8/25 at Seattle L 7-13
 9/2 at L.A. Rams L 14-24

1990 (4-0-0)

8/9 at Houston W 34-10
 8/17 BUFFALO W 24-13
 8/24 KANSAS CITY W 35-21
 8/31 at Cincinnati W 26-24

1991 (2-3-0)

7/27 Denver (Canton) W 14-3
 8/2 CINCINNATI W 24-20
 8/10 at Buffalo L 16-21
 8/17 at Kansas City L 14-38
 8/23 PITTSBURGH L 3-16

1992 (1-3-0)

8/8 HOUSTON L 7-17
 8/17 at Buffalo L 24-30
 8/22 NEW ENGLAND W 42-9
 8/28 at Cincinnati L 17-34

1993 (4-0-1)

7/30 BUFFALO W 14-7
 8/8 Dallas (London) T 13-13
 8/16 at Houston W 24-20
 8/20 CINCINNATI W 30-7
 8/27 at New Orleans W 17-16

1994 (2-2-0)

8/5 N.Y. JETS W 26-13
 8/13 at Cleveland L 7-16
 8/19 ARIZONA W 24-16
 8/26 at Cincinnati L 14-38

1995 (3-1-0)

8/4 at New England W 30-17
 8/10 JACKSONVILLE W 19-3
 8/17 CINCINNATI W 20-13
 8/25 at New Orleans L 10-24

1996 (3-1-0)

8/2 NEW ORLEANS L 22-23
 8/9 WASHINGTON W 34-25
 8/16 at Houston W 34-23
 8/23 at Cincinnati W 24-17

1997 (1-3-0)

8/1 ATLANTA W 20-17
 8/8 CINCINNATI L 27-23
 8/17 at Pittsburgh L 28-20
 8/21 at Indianapolis L 16-3

1998 (1-3-0)

8/7 ARIZONA W 13-10
 8/14 ATLANTA L 3-7
 8/22 at Cincinnati L 19-33
 8/27 at Indianapolis L 17-20

1999 (1-3-0)

8/13 at Atlanta L 31-35
 8/20 CINCINNATI W 16-0
 8/28 at Miami L 10-31
 9/2 ST. LOUIS L 6-17

2000 (2-2-0)

8/4 NEW ENGLAND L 10-13
 8/12 BUFFALO W 15-13
 8/18 at Oakland L 17-23
 8/25 at Cincinnati W 21-13

2001 (1-3-0)

8/10 CINCINNATI L 24-27
 8/18 at Indianapolis W 27-26
 8/25 at Pittsburgh L 7-20
 8/30 TENNESSEE L 25-28

2002 (1-3-0)

8/9 at Baltimore L 6-12
 8/17 at Cleveland L 23-24
 8/24 PITTSBURGH L 22-34
 8/29 BUFFALO W 20-13

2003 (2-2-0)

8/9 PITTSBURGH W 26-13
 8/16 at Cincinnati L 10-23
 8/23 CLEVELAND W 38-17
 8/28 at Buffalo L 16-22

2004 (2-2-0)

8/14 PITTSBURGH W 27-21
 8/21 at Cleveland L 10-17
 8/28 at Baltimore L 6-17
 9/2 BUFFALO W 20-17

2005 (1-3-0)

8/12 at NY Jets L 3-10
 8/20 CLEVELAND L 13-21
 8/29 ST. LOUIS L 13-37
 9/2 at Buffalo W 21-7

2006 (1-3-0)

8/11 DENVER W 20-13
 8/18 at Cleveland L 16-20
 8/25 at Oakland L 3-21
 8/31 BUFFALO L 13-20

2007 (2-2-0)

8/9 CINCINNATI W 27-26
 8/18 at Cleveland W 23-20
 8/25 at Indianapolis L 10-37
 8/30 BUFFALO L 13-16

2008 (4-0-0)

8/7 N.Y. GIANTS W 13-10
 8/17 at Cincinnati W 27-10
 8/23 CLEVELAND W 26-6
 8/28 at Buffalo W 14-6

2009 (3-1-0)

8/15 ATLANTA W 27-26
 8/22 at Cleveland L 10-27
 8/29 INDIANAPOLIS W 18-17
 9/3 at Buffalo W 17-6

2010 (3-1-0)

8/14 at Pittsburgh L 7-23
 8/21 at Denver W 25-20
 8/28 CLEVELAND W 35-27
 9/2 BUFFALO W 28-23

2011 (4-0-0)

8/12 CINCINNATI W 34-3
 8/19 at Cleveland W 30-28
 8/27 NEW ENGLAND W 34-10
 9/1 at Buffalo W 16-6

2012 (2-2-0)

8/10 CLEVELAND L 17-19
 8/17 at Baltimore W 27-12
 8/25 at Oakland L 20-31
 8/30 BUFFALO W 38-32

2013 (3-1-0)

8/9 N.Y. JETS W 26-17
 8/15 at Cleveland L 6-24
 8/22 NEW ENGLAND W 40-9
 8/29 at Buffalo W 35-13

2014 (3-1-0)

() Neutral Site
 8/9 CLEVELAND W 13-12
 8/15 at Oakland L 26-27
 8/22 JACKSONVILLE W 13-12
 8/28 at Buffalo W 23-0

2015 (3-1-0)

8/13 N.Y. JETS W 23-3
 8/20 at Washington L 17-21
 8/28 at Jacksonville W 22-17
 9/3 BUFFALO W 17-10

2016 (2-2-0)

8/12 at Pittsburgh W 30-17
 8/18 CINCINNATI L 14-30
 8/27 at Baltimore L 9-30
 9/1 BUFFALO W 31-0

LIONS YEAR-BY-YEAR NFL RANKINGS

Year	G	Total			Rushing			Passing			Points			Total			Rushing			Passing			Points		
		Rk	Yds	Yds/G	Rk	Yds	Yds/G	Rk	Yds	Yds/G	Rk	Total	Pts/G	Rk	Yds	Yds/G	Rk	Yds	Yds/G	Rk	Yds	Yds/G	Rk	Total	Pts/G
1934	13	2	3487	268.2	2	2740	210.8	5	747	57.5	2	238	18.3	2	1909	146.8	2	1231	94.7	3	678	52.2	1	59	4.5
1935	12	3	2693	224.4	2	1773	147.8	5	920	76.7	2	191	15.9	2	191	15.9	1	1039	86.6	4	931	77.6	5	111	9.3
1936	12	1	3703	308.6	1	2885	240.4	7	818	68.2	2	235	19.6	2	2454	204.5	2	1427	118.9	7	1027	85.6	2	102	8.5
1937	11	3	2705	245.9	1	2074	188.5	10	631	57.4	4	180	16.4	2	2133	193.9	6	1329	120.8	1	804	73.1	2	105	9.5
1938	11	5	2640	240.0	1	1893	172.1	10	747	67.9	8	119	10.8	4	2186	198.7	1	1081	98.3	4	1105	100.5	2	108	9.8
1939	11	4	2844	258.5	4	1487	135.2	6	1357	123.4	6	145	13.2	4	2603	236.6	4	1203	109.4	6	1400	127.3	3	150	13.6
1940	11	6	2634	239.5	5	1457	132.5	7	1177	107.0	7	138	12.5	2	2357	214.3	5	1323	120.3	2	1034	94.0	5	153	13.9
1941	11	10	1829	166.3	8	975	88.6	9	854	77.6	7	121	11.0	10	3021	274.6	7	1416	128.7	10	1605	145.9	6	195	17.7
1942	11	10	2146	195.1	6	1261	114.6	8	885	80.5	10	38	3.5	9	3046	276.9	4	1423	129.4	9	1623	147.5	10	263	23.9
1943	10	6	2107	210.7	6	817	81.7	4	1290	129.0	6	178	17.8	7	2819	281.9	5	1213	121.3	6	1606	160.6	5	218	21.8
1944	10	4	2616	261.6	5	1141	114.1	3	1475	147.5	4	216	21.6	6	2658	265.8	6	1216	121.6	8	1442	144.2	4	151	15.1
1945	10	6	2401	240.1	8	857	85.7	4	1544	154.4	5	195	19.5	4	2527	252.7	2	912	91.2	8	1615	161.5	5	194	19.4
1946	11	10	2146	195.1	10	472	42.9	4	1674	152.2	9	142	12.9	10	3673	333.9	8	1698	154.4	9	1975	179.5	10	310	28.2
1947	12	7	3680	306.7	8	1234	102.8	4	2446	203.8	8	231	19.3	10	4405	367.1	9	1975	164.6	9	2430	202.5	8	305	25.4
1948	12	7	3648	304.0	8	1360	113.3	4	2288	190.7	7	200	16.7	8	4558	379.8	10	2382	198.5	7	2176	181.3	10	407	33.9
1949	12	6	3672	306.0	9	1381	115.1	4	2291	190.9	7	237	19.8	3	3641	303.4	5	1827	152.3	2	1814	151.2	5	259	21.6
1950	12	3	4398	366.5	11	1626	135.5	3	2772	231.0	3	321	26.8	6	3947	328.9	1	1367	113.9	11	2580	215.0	6	285	23.8
1951	12	3	4188	349.0	6	1841	153.4	4	2347	195.6	2	336	28.0	7	3864	322.0	3	1509	125.8	11	2355	196.3	5	259	21.6
1952	12	3	3988	332.3	4	1780	148.3	4	2208	184.0	2	344	28.7	5	3245	270.4	1	1145	95.4	10	2100	175.0	1	192	16.0
1953	12	5	3958	329.8	3	1812	151.0	6	2146	178.8	5	271	22.6	5	3545	295.4	7	1580	131.7	5	1965	163.8	2	205	17.1
1954	12	3	4433	369.4	6	1608	134.0	3	2825	235.4	1	337	28.1	4	3746	312.2	5	1520	126.7	6	2226	185.5	3	189	15.8
1955	12	4	3887	323.9	10	1477	123.1	2	2410	200.8	8	230	19.2	10	4015	334.6	7	1851	154.3	10	2164	180.3	9	275	22.9
1956	12	3	4206	350.5	5	2011	167.6	3	2195	182.9	2	300	25.0	6	3408	284.0	2	1503	125.3	7	1905	158.8	3	188	15.7
1957	12	3	3840	320.0	4	1811	150.9	3	2029	169.1	6	251	20.9	5	3365	280.4	5	1521	126.8	5	1844	153.7	7	231	19.3
1958	12	12	3229	269.1	11	1360	113.3	10	1869	155.8	5	261	21.8	7	3837	319.8	6	1720	143.3	7	2117	176.4	7	276	23.0
1959	12	11	3456	288.0	5	1792	149.3	12	1664	138.7	11	203	16.9	4	3656	304.7	5	1562	130.2	7	2094	174.5	8	275	22.9
1960	12	8	3392	282.7	4	1714	142.8	10	1678	139.8	9	239	19.9	8	3397	283.1	4	1348	112.3	7	2049	170.8	3	212	17.7
1961	14	9	4412	315.1	8	1868	133.4	12	2544	181.7	11	270	19.3	3	3938	281.3	2	1520	108.6	6	2418	172.7	3	258	18.4
1962	14	7	4503	321.6	4	1922	137.3	9	2581	184.4	5	315	22.5	1	3217	229.8	1	1231	87.9	3	1986	141.9	2	177	12.6
1963	14	8	4324	308.9	10	1601	114.4	10	2723	194.5	5	326	23.3	3	3761	268.6	2	1564	111.7	5	2197	156.9	4	265	18.9
1964	14	6	3972	283.7	11	1414	101.0	6	2558	182.7	9	280	20.0	5	4062	290.1	5	1638	117.0	5	2424	173.1	3	260	18.6
1965	14	14	3303	235.9	11	1469	104.9	13	1834	131.0	12	257	18.4	1	3557	254.1	3	1460	104.3	2	2097	149.8	5	295	21.1
1966	14	10	3853	275.2	12	1429	102.1	12	2424	173.1	14	206	14.7	11	4414	315.3	12	2006	143.3	7	2408	172.0	9	317	22.6
1967	14	15	3538	252.7	3	1907	136.2	15	1631	116.5	12	260	18.6	3	3528	252.0	10	1795	128.2	2	1733	123.8	5	259	18.5
1968	14	13	4022	287.3	12	1702	121.6	9	2320	165.7	14	207	14.8	4	3837	274.1	5	1680	120.0	5	2157	154.1	5	241	17.2
1969	14	16	3355	239.6	6	1755	125.4	15	1600	114.3	14	259	18.5	2	3955	282.5	4	1223	87.4	4	2732	195.1	2	188	13.4
1970	14	13	3984	284.6	2	2127	151.9	22	1857	132.6	2	347	24.8	2	3448	246.3	1	1152	82.3	16	2296	164.0	2	202	14.4
1971	14	4	4577	326.9	2	2376	169.7	12	2201	157.2	3	341	24.4	11	3859	275.6	15	1842	131.6	8	2017	144.1	16	286	20.4
1972	14	15	4155	296.8	12	2021	144.4	14	2134	152.4	6	339	24.2	19	4208	300.6	21	2204	157.4	9	2004	143.1	17	290	20.7
1973	14	13	4046	289.0	9	2133	152.4	17	1913	136.6	13	271	19.4	13	3905	278.9	16	2117	151.2	10	1788	127.7	12	247	17.6
1974	14	19	3653	260.9	24	1433	102.4	11	2220	158.6	14	256	18.3	20	4338	309.9	20	2102	150.1	17	2236	159.7	15	270	19.3
1975	14	15	4064	290.3	9	2147	153.4	21	1917	136.9	18	245	17.5	8	4000	285.7	11	1929	137.8	7	2071	147.9	8	262	18.7
1976	14	14	4353	310.9	11	2213	158.1	14	2140	152.9	16	262	18.7	3	3587	256.2	9	1901	135.8	2	1686	120.4	10	220	15.7
1977	14	26	3224	230.3	25	1706	121.9	24	1518	108.4	23	183	13.1	8	3772	269.4	14	1905	136.1	7	1867	133.4	18	252	18.0
1978	16	21	4465	279.1	17	2163	135.2	19	2302	143.9	13	290	18.1	7	4483	280.2	14	2184	136.5	6	2299	143.7	19	300	18.8
1979	16	26	4013	250.8	25	1677	104.8	23	2336	146.0	28	219	13.7	11	4957	309.8	25	2515	157.2	2	2442	152.6	23	365	22.8
1980	16	7	5540	346.3	3	2599	162.4	18	2941	183.8	11	334	20.9	3	4533	283.3	1	1599	99.9	9	2934	183.4	5	272	17.0
1981	16	3	5933	370.8	1	2795	174.7	17	3138	196.1	4	397	24.8	4	4846	302.9	1	1623	101.4	13	3223	201.4	13	322	20.1
1982	9	24	2534	281.6	16	1022	113.6	22	1512	168.0	15	181	20.1	9	2722	302.4	4	854	94.9	18	1868	207.6	14	176	19.6
1983	16	18	5136	321.0	12	2181	136.3	22	2955	184.7	15	347	21.7	11	5216	326.0	16	2104	131.5	11	3112	194.5	2	286	17.9
1984	16	12	5318	332.4	14	2017	126.1	13	3301	206.3	21	283	17.7	17	5319	332.4	8	1808	113.0	21	3511	219.4	23	408	25.5
1985	16	28	4476	279.8	26	1538	96.1	22	2938	183.6	19	307	19.2	18	5571	348.2	27	2665	166.6	5	2906	181.6	19	366	22.9

1986	16	24	4555	284.7	15	1771	110.7	19	2784	174.0	22	277	17.3	15	5149	321.8	26	2349	146.8	4	2800	175.0	13	326	20.4
1987	15	12	4391	292.7	25	1435	95.7	17	2956	197.1	25	269	17.9	24	5273	351.5	23	2070	138.0	19	3203	213.5	26	384	25.6
1988	16	28	3405	212.8	27	1243	77.7	28	2162	135.1	28	220	13.8	18	5316	332.3	17	2037	127.3	15	3279	204.9	10	313	19.6
1989	16	18	4992	312.0	8	2053	128.3	26	2939	183.7	19	312	19.5	18	5437	339.8	8	1521	95.1	27	3916	244.8	19	364	22.8
1990	16	14	4977	311.1	11	1927	120.4	14	3050	190.6	5	373	23.3	28	5734	358.4	27	2388	149.3	20	3346	209.1	26	413	25.8
1991	16	17	4788	299.3	10	1930	120.6	22	2858	178.6	9	339	21.2	15	5046	315.4	17	1760	110.0	19	3286	205.4	11	295	18.4
1992	16	19	4440	277.5	16	1644	102.8	19	2796	174.8	19	273	17.1	20	5058	316.1	17	1841	115.1	21	3217	201.1	20	332	20.8
1993	16	24	4658	291.1	7	1944	121.5	24	2714	169.6	16	298	18.6	6	4669	291.8	10	1649	103.1	9	3020	188.8	15	292	18.3
1994	16	15	5002	312.6	3	2080	130.0	24	2922	182.6	6	357	22.3	24	5405	337.8	22	1859	116.2	19	3546	221.6	19	342	21.4
1995	16	1	6113	382.1	14	1753	109.6	2	4360	272.5	2	436	27.3	23	5599	349.9	18	1795	112.2	23	3804	237.8	14	336	21.0
1996	16	20	5013	313.3	12	1810	113.1	18	3203	200.2	21	302	18.9	20	5351	334.4	25	2007	125.4	18	3344	209.0	22	368	23.0
1997	16	2	5798	362.4	2	2464	154.0	12	3334	208.4	4	379	23.7	14	4947	309.2	18	1833	114.6	13	3114	194.6	10	306	19.1
1998	16	14	5085	317.8	10	1955	122.2	19	3130	195.6	20	306	19.1	15	5117	319.8	25	2102	131.4	8	3015	188.4	24	378	23.6
1999	16	21	4931	308.2	28	1245	77.8	9	3686	230.4	15	322	20.1	18	5291	330.7	9	1531	95.7	27	3760	235.0	14	323	20.2
2000	16	27	4422	276.4	20	1747	109.2	25	2675	167.2	22	307	19.2	14	5033	314.6	18	1823	113.9	15	3210	200.6	11	307	19.2
2001	16	16	4994	312.1	28	1398	87.4	6	3596	224.8	26	270	16.9	26	5521	345.1	23	1993	124.6	25	3528	220.5	30	424	26.5
2002	16	28	4471	279.4	29	1477	92.3	25	2994	187.1	26	306	19.1	31	6117	382.3	17	1967	122.9	30	4150	259.4	31	451	28.2
2003	16	32	4262	266.4	32	1338	83.6	24	2924	182.8	26	270	16.9	24	5360	335.0	24	1782	111.4	15	3578	223.6	25	379	23.7
2004	16	24	4693	293.3	19	1777	111.1	23	2916	182.3	24	296	18.5	22	5401	337.6	22	1887	117.9	15	3514	219.6	18	350	21.9
2005	16	27	4319	269.9	26	1471	91.9	26	2848	178.0	28	254	15.9	20	5158	322.4	20	2040	127.5	24	3118	194.9	21	345	21.6
2006	16	22	4949	309.3	32	1129	70.6	7	3820	238.8	21	305	19.1	25	5530	345.6	21	2010	125.6	28	3520	220.0	30	398	24.9
2007	16	19	5166	322.9	31	1288	80.5	9	3878	242.4	16	346	21.6	32	6042	377.6	23	1911	119.4	31	4131	258.2	32	444	27.8
2008	16	28	4292	268.3	29	1332	83.3	25	2960	185.0	27	268	16.8	31	6470	404.4	32	2754	172.1	19	3716	232.3	32	517	32.3
2009	16	26	4784	299.0	24	1616	101.0	21	3168	198.0	27	262	16.4	32	6274	392.1	25	2025	126.6	32	4249	265.6	32	494	30.9
2010	16	17	5423	338.9	23	1613	100.8	12	3810	238.1	15	362	22.6	21	5497	343.6	24	1999	124.9	16	3498	218.6	19	369	23.1
2011	16	5	6337	396.1	29	1523	95.2	4	4814	300.9	4	474	29.6	23	5881	367.6	23	2050	128.1	22	3831	239.4	23	387	24.2
2012	16	3	6540	408.8	23	1613	100.8	2	4927	307.9	17	372	23.3	13	5458	341.1	16	1889	118.1	14	3569	223.1	27	437	27.3
2013	16	6	6274	392.1	17	1792	112.0	3	4482	280.1	13	395	24.7	16	5546	346.6	6	1596	99.8	23	3950	246.9	15	376	23.5
2014	16	19	5452	340.8	28	1422	88.9	12	4030	251.9	22	321	20.1	2	4815	300.9	1	1109	69.3	13	3706	231.6	3	282	17.6
2015	16	20	5547	346.7	32	1335	83.4	9	4212	263.3	17	358	22.4	18	5594	349.6	19	1805	112.8	15	3789	236.8	23	400	25.0
2016	16	21	5421	338.8	30	1310	81.9	11	4111	256.9	20	346	21.6	18	5676	354.8	18	1701	106.3	19	3975	248.4	13	358	22.4

LIONS YEAR-BY-YEAR RESULTS

1934

Record: 10-3-0, 2nd Western Division

Date	W/L	Score	Opponent	Att
9/23	W	9-0	New York	12,000
9/30	W	6-0	at Chicago Cardinals	16,000
10/7	W	3-0	at Green Bay	7,500
10/14	W	10-0	at Philadelphia	9,860
10/17	W	24-0	Boston	12,000
10/22	W	26-0	at Brooklyn	11,000
10/28	W	38-0	at Cincinnati	4,800
11/4	W	40-7	Pittsburgh	6,000
11/11	W	17-13	Chicago Cardinals	11,000
11/18	W	40-7	St. Louis	15,000
11/25	L	0-3	Green Bay	12,000
11/29	L	16-19	Chicago Bears	26,000
12/2	L	7-10	at Chicago Bears	34,412

All-League: George Christensen (T), Earl "Dutch" Clark (QB)

Team Statistics

	Det	(Avg)	Opp	(Avg)
Total Yards	3467	268.2	1909	146.8
Rushing Yards	2740	210.8	1231	94.7
Passing Yards	697	57.1	678	52.2
Points Scored	238	18.3	59	4.5

Lions Leaders

Rushing	Dutch Clark	123-763, 8 TD
Passing	Dutch Clark	23-50, 383 yds, 3 Int
Receiving	Harry Ebding	10-264, 2 TD
Scoring	Dutch Clark	73 pts (8 TD, 4 FG, 13 PAT)

NFL Standings

Western Division

Team	W	L	T	Pct	Pts	OP
Chicago Bears	13	0	0	1.000	286	86
DETROIT	10	0	0	.769	238	59
Green Bay	7	6	0	.538	156	112
Chicago Cardinals	5	8	0	.455	80	84
St. Louis	1	2	0	.333	27	61
Cincinnati	0	8	0	.000	10	243

Eastern Division

New York	8	5	0	.615	147	107
Boston	6	6	0	.500	107	94
Brooklyn	4	7	0	.363	61	153
Philadelphia	4	7	0	.363	127	85
Pittsburgh	2	10	0	.166	51	206

NY defeated ChiB, 30-13, for World Championship.

IN 1934: The Diome sisters, the first quintuplets to survive beyond infancy, were born in Canada.

1935

Record: 7-3-2, 1st Western Division

Date	W/L	Score	Opponent	Att
9/20	T	35-0	Philadelphia	12,000
9/26	T	10-10	Chicago Cardinals	8,200
10/6	L	10-12	at Brooklyn	12,000
10/13	W	17-7	at Boston	18,737
10/20	L	9-13	at Green Bay (Mil)	9,500
10/30	W	14-0	Boston	17,000
11/3	W	7-6	at Chicago Cardinals	5,000
11/10	L	7-31	at Green Bay	12,000
11/17	T	20-10	Green Bay	12,500
11/24	T	20-20	at Chicago Bears	16,624
11/28	W	14-2	Chicago Bears	18,000
12/1	W	28-0	Brooklyn	15,000

World Championship
12/15 W 26-7 New York 15,000

All-League: Ernie Caddell (G), Earl "Dutch" Clark (QB)

Team Statistics

	Det	(Avg)	Opp	(Avg)
Total Yards	2693	224.4	1970	164.2
Rushing Yards	1773	147.8	1039	86.6
Passing Yards	920	76.7	931	77.6
Points Scored	191	15.9	111	9.3

Lions Leaders

Rushing	Ernie Caddell	87-450, 6 TD
Passing	Glenn Presnell	15-45, 193 yds, 6 Int
Receiving	Ernie Caddell	10-171
Scoring	Dutch Clark	55 pts (6 TD, 1 FG, 16 PAT)

NFL Standings

Western Division

Team	W	L	T	Pct	Pts	OP
DETROIT	7	3	2	.700	191	111
Green Bay	8	4	0	.667	181	96
Chicago Cardinals	6	4	2	.600	192	106
Chicago Bears	6	4	2	.600	99	97

Eastern Division

New York	9	3	0	.750	180	96
Brooklyn	1	4	0	.200	90	141
Pittsburgh	4	4	0	.333	100	209
Boston	2	9	0	.182	65	123
Philadelphia*	2	9	0	.182	60	179

*One game canceled.
DET defeated NY, 26-7, for World Championship.

IN 1935: President Roosevelt opens second phase of New Deal, calling for social security, better housing, equitable taxation and farm assistance.

1936

Record: 8-4-0, 3rd NFL Western

Date	W/L	Score	Opponent	Att
9/28	W	39-0	Chicago Cardinals	15,000
10/11	W	23-0	at Philadelphia	15,000
10/14	W	14-7	at Brooklyn	8,000
10/18	L	18-20	at Green Bay	13,500
10/25	L	10-12	at Chicago Bears	27,424
11/1	L	7-0	at New York	25,000
11/8	W	26-3	Pittsburgh	20,000
11/15	W	38-0	New York	20,000
11/22	W	14-7	at Chicago Cardinals	7,579
11/26	W	13-7	Chicago Bears	22,000
11/29	L	17-26	Green Bay	22,000
12/6	W	14-6	Brooklyn	10,000

Team Statistics

	Det	(Avg)	Opp	(Avg)
Total Yards	3703	308.6	2494	204.5
Rushing Yards	2685	240.4	1427	116.9
Passing Yards	618	68.2	1027	85.6
Points Scored	235	19.6	102	8.5

Lions Leaders

Rushing	Ace Gutowsky	191-827, 6 TD
Passing	Dutch Clark	38-71, 467 yds, 4 TD, 6 Int
Receiving	Ernie Caddell	19-150, 1 TD
Scoring	Dutch Clark	73 pts (7 TD, 4 FG, 19 PAT)

NFL Standings

Western Division

Team	W	L	T	Pct	Pts	OP
Green Bay	10	1	1	.909	248	118
Chicago Bears	9	3	0	.750	222	94
DETROIT	8	3	0	.667	235	102
Chicago Cardinals	5	8	1	.273	74	143

Eastern Division

Boston	7	5	0	.583	148	110
Pittsburgh	6	6	0	.500	98	187
New York	5	6	1	.455	115	163
Brooklyn	3	8	1	.273	92	161
Philadelphia	1	11	0	.083	51	206

GB defeated Bos, 21-6, for World Championship.

IN 1936: American Eugene O'Neill wins the Nobel Prize for Literature.

1937

Record: 7-4-0, 3rd NFL Western

Date	W/L	Score	Opponent	Att
9/10	W	28-0	at Cleveland	24,800
9/18	W	16-7	Chicago Cardinals	17,000
10/3	L	6-26	at Green Bay	17,533
10/10	W	7-3	Pittsburgh	16,000
10/17	W	30-0	Brooklyn	18,000
10/24	L	20-28	at Chicago Bears	34,530
10/31	L	13-14	Green Bay	23,000
11/7	W	27-7	Cleveland	15,500
11/14	W	17-0	at New York	35,000
11/21	W	16-7	at Chicago Cardinals	8,576
11/25	L	0-13	Chicago Bears	24,173

All-League: Earl "Dutch" Clark (QB)

Team Statistics

	Det	(Avg)	Opp	(Avg)
Total Yards	2705	245.9	2193	195.9
Rushing Yards	2078	188.5	1329	120.8
Passing Yards	631	57.4	804	73.1
Points Scored	180	16.4	105	9.5

Lions Leaders

Rushing	Dutch Clark	96-468, 5 TD
Passing	Bill Shepherd	18-46, 297 yds, 2 TD, 7 Int
Receiving	Ernie Caddell	9-80
Scoring	Dutch Clark	45 pts (6 TD, 1 FG, 6 PAT)

NFL Standings

Western Division

Team	W	L	T	Pct	Pts	OP
Chicago Bears	9	1	1	.900	201	100
Green Bay	7	4	0	.636	220	122
DETROIT	7	4	0	.636	180	105
Chicago Cardinals	5	5	1	.500	135	165
Cleveland	1	10	0	.091	75	207

Eastern Division

Washington	8	3	0	.727	195	120
New York	6	3	2	.667	128	109
Pittsburgh	4	7	0	.364	122	145
Brooklyn	3	8	1	.300	82	174
Philadelphia	1	1	2	.200	86	177

Was defeated by ChiB, 28-21, for World Championship.

IN 1937: Amelia Earhart reported lost somewhere over the Pacific on around-the-world flight.

1938

Record: 7-4-0, 2nd NFL Western

Date	W/L	Score	Opponent	Att
9/9	W	16-7	Pittsburgh	17,000
9/16	L	17-21	at Cleveland	8,012
10/9	W	17-7	at Green Bay	21,968
10/18	L	5-7	Washington	42,855
10/23	W	10-0	Chicago Cardinals	17,917
10/30	W	13-7	at Chicago Bears	24,368
11/6	W	6-0	Cleveland	30,140
11/13	L	7-28	Green Bay	45,139
11/20	W	7-3	at Chicago Cardinals	8,279
11/24	W	14-7	Chicago Bears	26,278
12/4	L	7-21	Philadelphia	18,985

All-League: Lloyd Cardwell (HB)

Team Statistics

	Det	(Avg)	Opp	(Avg)
Total Yard	2640	240.0	2186	198.7
Rushing Yard	1893	172.1	1081	98.3
Passing Yards	747	67.9	1105	100.5
Points Scored	119	10.8	108	9.8

Lions Leaders

Rushing	Bill Shepherd	100-456, 3 TD
Passing	Vern Huffman	27-88, 382 yds, 2 TD, 8 Int
Receiving	Lloyd Cardwell	9-138, 1 TD
Scoring	Lloyd Cardwell	30 pts (5 TD)

NFL Standings

Western Division

Team	W	L	T	Pct	Pts	OP
Green Bay	8	3	0	.727	223	118
DETROIT	7	4	0	.636	119	108
Chicago Bears	4	5	0	.445	184	148
Chicago Cardinals	2	9	0	.182	111	168

Eastern Division

New York	8	2	1	.800	194	74
Washington	6	3	2	.667	148	154
Brooklyn	4	4	3	.500	131	161
Philadelphia	5	6	0	.455	154	164
Pittsburgh	2	9	0	.182	79	169

NY defeated GB, 23-17, for World Championship.

IN 1938: Douglas "Wrong Way" Corrigan makes trans-Atlantic flight from New York to Dublin.

1939

Record: 6-5-0, 3rd NFL Western

Date	W/L	Score	Opponent	Att
9/10	W	21-13	Chicago Cardinals	15,075
9/14	W	27-7	Brooklyn	15,515
10/1	W	17-3	at Chicago Cardinals	11,000
10/15	W	15-7	Cleveland	30,096
10/22	L	7-26	at Green Bay	22,558
10/29	W	10-0	at Chicago Bears	30,903
11/5	W	18-14	New York	47,492
11/12	L	13-23	Chicago Bears	42,684
11/19	L	3-14	at Cleveland	28,142
11/26	L	7-31	at Washington	36,183
12/3	L	7-12	Green Bay	30,699

Team Statistics

	Det	(Avg)	Opp	(Avg)
Total Yards	2644	236.5	2803	256.5
Rushing Yards	1487	136.2	1203	109.4
Passing Yards	1357	123.4	1400	127.3
Points Scored	145	13.2	150	13.6

Lions Leaders

Rushing	Bill Shepherd	105-420, 2 TD
Passing	Dwight Sloan	45-102, 658 yds, 2 TD, 3 Int
Receiving	Monk Moscrip	14-176
Scoring	Chuck Hanneman	29 pts (2 TD, 4 FG, 5 PAT)
Punting	Johnny Pingel	3-1,368, 42.8 avg

NFL Standings

Western Division

Team	W	L	T	Pct	Pts	OP
Green Bay	8	5	0	.618	283	153
Chicago Bears	8	5	0	.618	277	157
DETROIT	6	5	0	.545	145	150
Cleveland	5	5	1	.500	195	164
Chicago Cardinals	1	10	0	.091	84	254

Eastern Division

New York	9	1	1	.900	168	85
Washington	8	2	1	.800	242	94
Brooklyn	4	6	1	.400	108	210
Philadelphia	1	9	1	.100	105	209
Pittsburgh	1	9	1	.100	114	216

GB defeated NY, 27-0, for World Championship.

IN 1939: Einstein writes EPR about feasibility of the atomic bomb.

1940

Record: 5-5-1, 3rd NFL Western

Date	W/L	Score	Opponent	Att
9/15	L	0-0	at Chicago Cardinals	18,048
9/22	L	7-10	Pittsburgh	16,310
9/29	W	6-0	Cleveland	15,347
10/5	W	43-14	Chicago Cardinals	20,619
10/13	L	0-7	at Chicago Bears	34,217
10/20	L	23-14	at Green Bay	21,001
10/27	W	17-0	Washington	26,309
11/3	L	0-24	at Cleveland	18,881
11/10	W	17-14	Chicago Bears	21,735
11/17	W	21-0	at Philadelphia	6,327
11/24	L	7-50	Green Bay	26,019

Team Statistics	Det	(Avg)	Opp	(Avg)
Total Yards	2634	239.5	2357	214.3
Rushing Yards	1457	132.5	1323	120.3
Passing Yards	1177	107.0	1034	94.0
Points Scored	138	12.5	153	13.9

Lions Leaders

Rushing	Whizzer White	146-514, 5 TD
Passing	Whizzer White	35-80, 461 yds, 12 Int
Receiving	Lloyd Cardwell	20-349, 1 TD
Scoring	Whizzer White	32 pts (5 TD, 2 PAT)
Punting	Whizzer White	52-2,132, 41.0 avg
Interceptions	Rip Ryan	6-65

NFL Standings

Western Division	W	L	T	Pct	Pts	OP
Chicago Bears	8	8	0	.727	238	152
Green Bay	6	6	1	.600	238	152
DETROIT	4	5	1	.500	138	153
Cleveland	4	6	1	.400	171	191
Chicago Cardinals	2	7	2	.222	139	222

Eastern Division	W	L	T	Pct	Pts	OP
Washington	9	2	0	.818	245	142
Brooklyn	8	3	0	.727	186	120
New York	6	4	1	.600	131	133
Pittsburgh	2	7	2	.222	60	178
Philadelphia	1	10	0	.091	111	211

ChiB defeated Was, 73-0, for World Championship.

IN 1940: Franklin D. Roosevelt defeats Wendell Willkie in the U.S. Presidential election.

1941

Record: 5-5-1, 3rd NFL Western

Date	W/L	Score	Opponent	Att
9/14	L	0-23	at Green Bay	16,734
9/21	L	7-14	at Brooklyn	18,289
9/27	L	14-14	at Chicago Cardinals	15,458
10/14	W	17-7	Cleveland	26,481
10/19	L	0-49	at Chicago Bears	29,980
10/26	L	7-24	Green Bay	30,269
11/2	W	14-0	at Cleveland	10,554
11/9	W	13-20	at New York	27,875
11/16	W	21-7	Philadelphia	16,306
11/23	L	7-24	Chicago Bears	26,857
11/30	W	21-3	Chicago Cardinals	17,501

Team Statistics	Det	(Avg)	Opp	(Avg)
Total Yards	1829	168.3	3021	274.6
Rushing Yards	975	88.6	1416	128.7
Passing Yards	854	77.6	1605	145.9
Points Scored	121	11.0	195	17.7

Lions Leaders

Rushing	Whizzer White	146-514, 5 TD
Passing	Whizzer White	35-80, 461 yds, 12 Int
Receiving	Lloyd Cardwell	20-349, 1 TD
Scoring	Whizzer White	32 pts (5 TD, 2 PAT)
Punting	Whizzer White	52-2,132, 41.0 avg
Interceptions	Rip Ryan	6-65

NFL Standings

Western Division	W	L	T	Pct	Pts	OP
Chicago Bears*	10	1	0	.909	336	147
Green Bay	10	1	0	.909	258	120
DETROIT	4	6	1	.400	121	195
Chicago Cardinals	3	7	1	.300	127	197
Cleveland	2	9	0	.182	116	244

Eastern Division	W	L	T	Pct	Pts	OP
New York	8	3	0	.727	238	114
Brooklyn	7	4	0	.636	158	127
Washington	6	5	0	.545	176	174
Philadelphia	2	8	1	.200	119	218
Pittsburgh	1	9	1	.100	103	276

*ChiB defeated GB, 37-14, in divisional playoff.

ChiB defeated NY, 37-9, for World Championship.

IN 1941: Japanese surprise attack on U.S. fleet at Pearl Harbor brings the United States into World War II.

1942

Record: 0-11-0, 5th NFL Western

Date	W/L	Score	Opponent	Att
9/20	L	0-13	at Chicago Cardinals	17,742
9/27	L	0-14	Cleveland	14,646
10/4	L	7-28	Brooklyn	12,598
10/11	L	7-38	at Green Bay (MI)	19,500
10/18	L	0-7	Chicago Cardinals	14,100
10/25	L	7-29	Green Bay	16,097
11/1	L	0-16	at Chicago Bears	12,205
11/8	L	7-35	Pittsburgh	16,679
11/15	L	7-27	at Cleveland	4,029
11/22	L	0-42	Chicago Bears	17,348
11/29	L	3-15	Washington	6,044

Team Statistics	Det	(Avg)	Opp	(Avg)
Total Yards	2146	195.1	3046	276.9
Rushing Yards	1261	114.6	1423	129.4
Passing Yards	885	80.5	1623	147.5
Points Scored	38	3.5	263	23.9

Lions Leaders

Rushing	Mickey Sanzotta	71-269
Passing	Harry Hopp	20-88, 258 yds, 13 Int
Receiving	Bill Fisk	19-177
Scoring	Elmer Hackney	12 pts
Punt Ret.	Harry Hopp	9-98, 10.9 avg
KO Ret.	Harry Hopp	5-108, 22.6 avg
Punting	Harry Hopp	27-1,098, 40.7 avg
Interceptions	Bill Callahan	3-29

NFL Standings

Western Division	W	L	T	Pct	Pts	OP
Chicago Bears	11	0	0	1.000	378	84
Green Bay	8	2	1	.800	300	215
Cleveland	6	6	0	.455	150	207
Chicago Cardinals	5	3	0	.273	98	209
DETROIT	0	11	0	.000	38	263

Eastern Division	W	L	T	Pct	Pts	OP
Washington	10	1	0	.909	227	102
Pittsburgh	7	4	0	.636	167	119
New York	5	5	1	.500	155	139
Brooklyn	3	8	0	.273	100	168
Philadelphia	2	9	0	.182	134	239

Was defeated ChiB, 14-6, for World Championship.

IN 1942: Enrico Fermi achieves nuclear chain reaction.

1943

Record: 3-6-1, 3rd NFL Western

Date	W/L	Score	Opponent	Att
9/19	W	35-17	Chicago Cardinals	23,408
9/26	W	27-0	Brooklyn	23,768
10/3	L	21-27	Chicago Bears	48,118
10/10	L	14-35	at Green Bay	21,395
10/17	W	7-0	at Chicago Cardinals	15,072
10/24	L	6-27	Green Bay	41,463
10/31	L	14-35	at Chicago Bears	25,187
11/7	T	0-0	New York	16,992
11/14	L	20-42	at Washington	35,540
11/21	L	34-35	at Phi-Pit	23,338

Team Statistics	Det	(Avg)	Opp	(Avg)
Total Yards	2107	210.7	2819	281.9
Rushing Yards	817	81.7	1213	121.3
Passing Yards	1290	129.0	1606	160.6
Points Scored	178	17.8	218	21.8

Lions Leaders

Rushing	Frank Sinkwich	93-266, 1 TD
Passing	Frank Sinkwich	50-126, 639 yds, 7 TD, 20 Int
Receiving	Harry Hopp	17-223, 3 TD
Scoring	Harry Hopp	34 pts (9 TD)
Punt Ret.	Frank Sinkwich	11-228, 20.7 avg
KO Ret.	Chuck Femenbuck	11-224, 20.4 avg
Punting	Harry Hopp	42-1643, 38.1 avg
Interceptions	Ned Mathews	4-44

NFL Standings

Western Division	W	L	T	Pct	Pts	OP
Chicago Bears	8	1	1	.889	303	157
Green Bay	7	2	1	.778	264	172
DETROIT	3	6	1	.333	178	218
Chicago Cardinals	0	10	0	.000	95	238

Eastern Division	W	L	T	Pct	Pts	OP
Washington*	6	0	3	1.000	229	137
New York	6	0	1	.867	191	170
Phi-Pit	4	4	1	.500	225	230
Brooklyn	2	8	0	.200	85	234

*Was defeated NY, 28-0, in divisional playoff.

ChiB defeated Was, 41-21, for World Championship.

IN 1943: "Oklahoma" opens on Broadway, beginning a run of 2,377 performances.

1944

Record: 6-3-1, 2nd NFL Western

Date	W/L	Score	Opponent	Att
10/1	L	6-27	at Green Bay (MI)	18,556
10/8	W	19-14	Brooklyn	15,702
10/15	L	17-20	Cleveland	21,115
10/22	T	21-21	at Chicago Bears	23,835
10/29	L	0-44	Green Bay	30,844
11/5	W	27-9	at ChiC-Pit	17,749
11/12	W	17-7	at Chicago Bears	13,233
11/19	W	41-21	Chicago Bears	21,960
11/26	W	26-14	at Cleveland	7,462
12/3	W	38-7	Boston	15,027

Team Statistics	Det	(Avg)	Opp	(Avg)
Total Yards	2616	261.6	2616	265.8
Rushing Yards	1141	114.1	1216	121.6
Passing Yards	1475	147.5	1442	144.2
Points Scored	216	21.6	151	15.1

Lions Leaders

Rushing	Frank Sinkwich	150-563, 6 TD
Passing	Frank Sinkwich	58-148, 1,060 yds, 12 TD, 20 Int
Receiving	Jack Matheson	23-361, 3 TDs
Scoring	Frank Sinkwich	66 pts (6 TD, 2 FG, 24 PAT)
Punt Ret.	Frank Sinkwich	11-148, 13.5 avg
KO Ret.	Arthur Van Tone	9-227, 25.2 avg, 1 TD
Punting	Frank Sinkwich	45-1,645, 41.0 avg
Interceptions	Alex Wojciechowicz	7-77

NFL Standings

Western Division	W	L	T	Pct	Pts	OP
Green Bay	6	6	0	.600	268	141
Chicago Bears	6	6	1	.667	216	172
DETROIT	3	3	3	.500	216	151
Cleveland	0	10	0	.000	108	328

Eastern Division	W	L	T	Pct	Pts	OP
New York	6	7	1	.489	207	75
Philadelphia	5	9	1	.375	267	131
Washington	3	0	0	.600	169	180
Boston	2	8	0	.200	89	186
Brooklyn	0	10	0	.000	89	186

GB defeated NY, 14-7, for World Championship.

IN 1944: FDR wins unprecedented fourth term as President, defeating Thomas E. Dewey.

1945

Record: 7-3-0, 2nd NFL Western

Date	W/L	Score	Opponent	Att
9/23	W	10-0	at Chicago Cardinals	

1946

Record: 1-10-0, 5th NFL Western

Date	W/L	Score	Opponent	Att
9/30	L	14-34	at Chicago Cardinals	14,667
10/6	L	16-17	at Washington	33,659
10/13	L	14-36	Chicago Cardinals	21,939
10/20	L	14-35	at Los Angeles	27,928
10/27	L	7-10	at Green Bay (MI)	17,073
11/3	L	20-41	Los Angeles	34,447
11/10	W	17-7	Pittsburgh	13,621
11/17	L	0-9	Green Bay	21,055
11/24	L	6-42	at Chicago Bears	24,270
11/28	L	10-34	Boston	13,010
12/8	L	24-45	Chicago Bears	19,579

Team Statistics	Det	(Avg)	Opp	(Avg)
Total Yards	2146	195.1	3673	33.9
Rushing Yards	472	42.9	1698	154.4
Passing Yards	1674	152.2	1975	179.5
Points Scored	142	12.9	310	28.2

Lions Leaders

Rushing	Camp Wilson	64-207, 3 TD
Passing	Dave Ryan	73-154, 965 yds, 6 TD, 17 Int
Receiving	John Greene	20-289, 2 TD
Scoring	Bob Cifers	24 pts (4 TD)
Punt Ret.	Dave Ryan	7-57 yards, 8.1 avg

NFL Standings

Western Division	W	L	T	Pct	Pts	OP
Chicago Bears	8	6	2	0	800	289 193
Los Angeles	6	6	4	0	600	277 257
Green Bay	6	6	2	0	545	148 158
Chicago Cardinals	6	6	0	0	545	260 198
DETROIT	1	10	0	0	.091	142 310

Eastern Division	W	L	T	Pct	Pts	OP
New York	7	3	3	1	700	236 162
Philadelphia	6	5	5	0	545	231 220
Washington	5	5	1	0	500	171 191
Pittsburgh	5	5	1	0	500	136 117
Boston	2	8	1	0	200	189 273

ChiB defeated NY, 24-14, for World Championship.

IN 1946: The first meeting of the United Nations General Assembly opens in London.

1947

Record: 3-8-0, 5th NFL Western

Date	W/L	Score	Opponent	Att
9/21	L	10-17	at Pittsburgh	34,681
9/28	L	21-45	at Chicago Cardinals	22,245
10/5	W	21-7	at Boston	16,637
10/12	L	13-27	Los Angeles	46,355
10/19	L	24-33	at Chicago Bears	31,960
10/26	L	17-34	at Green Bay	23,100
11/2	W	35-7	New York	28,812
11/9	L	7-17	Chicago Cardinals	25,926
11/16	W	38-21	Washington	17,003
11/23	L	17-28	at Los Angeles	17,693
11/27	L	14-34	Chicago Bears	27,214
12/7	L	14-35	Green Bay	14,055

Team Statistics	Det	(Avg)	Opp	(Avg)
Total Yards	3580	305.7	4405	367.1
Rushing Yards	1234	102.8	1975	164.9
Passing Yards	2446	203.8	2430	202.5
Points Scored	231	19.3	305	25.4

Lions Leaders

Rushing	Camp Wilson	89-412
Passing	Clyde LeForce	94-175, 1,384 yds, 13 TD, 20 Int
Receiving	Frank Greene	38-621, 5 TD
Scoring	Bill Dudley	66 pts (11 TD)
Punt Ret.	Bill Dudley	11-182, 16.5 avg, 1 TD
KO Ret.	Bill Dudley	15-353, 23.9 avg

NFL Standings

Western Division	W	L	T	Pct	Pts	OP
Chicago Cardinals	9	3	0	0	750	306 231
Chicago Bears	8	4	0	0	667	363 241
Green Bay	6	5	1	0	545	274 210
Los Angeles	6	6	0	0	500	259 214
DETROIT	3	9	0	0	250	231 305

Eastern Division	W	L	T	Pct	Pts	OP
Philadelphia*	8	4	0	0	667	308 242
Pittsburgh	8	4	0	0	667	240 259
Boston	4	8	1	0	364	168 236
Washington	3	8	0	0	333	230 307
New York	2	8	2	0	200	190 309

*Phi defeated Pit, 21-0, in divisional playoff. ChiC defeated Phi, 26-21, for World Championship.

IN 1947: The first piloted supersonic flight, Capt. Charles E. Yeager flew the X-1 rocket-powered research plane faster than the speed of sound at Muroc (Calif.) Air Force Base.

1948

Record: 2-10-0, 5th NFL Western

Date	W/L	Score	Opponent	Att
9/22	L	7-44	at Los Angeles	12,941
10/3	L	21-33	at Green Bay	21,403
10/9	L	14-17	Boston	18,474
10/17	L	0-29	at Chicago Bears	35,425
10/24	L	24-23	Los Angeles	17,444
10/31	W	24-20	Green Bay	15,045
11/7	L	20-33	at Chicago Cardinals	23,311
11/14	L	21-46	at Washington	32,528
11/21	W	17-14	Pittsburgh	13,646
11/25	L	14-28	Chicago Cardinals	22,099
12/5	L	14-42	Chicago Bears	25,781
12/12	L	21-45	at Philadelphia	15,322

Team Statistics	Det	(Avg)	Opp	(Avg)
Total Yards	3648	304.0	4558	373.9
Rushing Yards	1360	113.3	2392	198.5
Passing Yards	2288	190.7	2175	181.3
Points Scored	200	16.7	407	33.9

Lions Leaders

Rushing	Camp Wilson	157-632, 2 TD
Passing	Fred Enke	100-221, 1,828 yds, 11 TD, 10 Int
Receiving	Joe Margucci	36-450, 2 TDs
Scoring	Bill Dudley	42 pts (7 TD)
Punt Ret.	Joe Margucci	10-100, 10.0 avg

NFL Standings

Western Division	W	L	T	Pct	Pts	OP
Chicago Cardinals	11	2	0	0	917	395 226
Chicago Bears	10	2	0	0	833	374 151
Los Angeles	6	5	1	0	545	327 269
Green Bay	3	9	0	0	250	154 290
DETROIT	2	10	0	0	167	200 407

Eastern Division	W	L	T	Pct	Pts	OP
Philadelphia	9	2	1	0	818	376 156
Washington	7	5	0	0	583	291 287
New York	4	8	0	0	333	297 388
Pittsburgh	4	8	0	0	333	200 243
Boston	3	9	0	0	250	174 372

Phi defeated Chic, 7-0, for World Championship.

IN 1948: Citation claims horse racing's Triple Crown, winning the Kentucky Derby, Preakness and Belmont Stakes.

1949

Record: 4-8-0, 4th NFL Western

Date	W/L	Score	Opponent	Att
9/23	L	24-27	at Los Angeles	17,879
10/8	L	14-22	Philadelphia	20,163
10/15	L	7-44	at Pittsburgh	21,544
10/16	L	10-21	Los Angeles	19,839
10/23	W	24-7	at Chicago Cardinals	19,490
10/30	L	14-16	at Green Bay (MI)	14,460
11/6	L	19-42	Chicago Cardinals	19,465
11/13	L	24-27	at Chicago Bears	32,716
11/20	W	45-21	at NY Giants	14,661
11/24	L	7-28	Chicago Bears	22,912
12/4	W	28-27	New York Bulldogs	11,956
12/11	W	21-7	Green Bay	9,722

Team Statistics	Det	(Avg)	Opp	(Avg)
Total Yards	3672	306.0	3601	305.4
Rushing Yards	1381	115.1	1827	152.3
Passing Yards	2291	190.1	1814	151.2
Points Scored	237	19.8	259	21.6

Lions Leaders

Rushing	Bill Dudley	125-402, 3 TD
Passing	Frank Tripucka	62-145, 833 yds, 9 TD, 14 Int
Receiving	Bob Mann	66-1,014, 4 TD
Scoring	Bill Dudley	81 pts (16 TD, 5 FG, 30 PAT)
Punt Ret.	Wally Triplett	21-281, 134.4 avg, 1 TD

NFL Standings

Western Division	W	L	T	Pct	Pts	OP
Los Angeles	9	3	2	0	800	360 239
Chicago Bears	9	3	0	0	750	332 218
Chicago Cardinals	6	5	1	0	545	360 301
DETROIT	4	8	0	0	333	237 259
Green Bay	2	10	0	0	167	114 329

Eastern Division	W	L	T	Pct	Pts	OP
Philadelphia	11	1	0	0	917	364 134
Pittsburgh	6	5	1	0	545	224 213
NY Giants	6	6	0	0	500	287 298
Washington	4	10	1	0	364	268 339
N.Y. Bulldogs	1	10	1	0	091	153 368

Phi defeated LA, 14-0, for World Championship.

IN 1949: Twelve nations unite to establish North Atlantic Treaty Organization (NATO).

1950

Record: 6-6-0, 4th NFL Western

Date	W/L	Score	Opponent	Att
9/17	W	45-7	at Green Bay	20,285
9/24	W	10-7	Pittsburgh	19,600
9/29	L	21-44	at New York Yanks	11,096
10/8	W	24-7	San Francisco	26,000
10/15	L	28-30	Los Angeles	26,000
10/22	L	27-38	at San Francisco	26,252
10/29	L	54-55	at Los Angeles	21,700
11/5	L	21-35	Chicago Bears	32,000
11/19	W	44-21	Green Bay	18,000
11/23	W	49-14	New York Yanks	28,000
12/3	W	45-21	at Baltimore	12,058
12/10	L	3-6	at Chicago Bears	34,604

Team Statistics	Det	(Avg)	Opp	(Avg)
Total Yards	4398	366.5	3947	328.9
Rushing Yards	1626	135.5	1367	113.9
Passing Yards	2772	231.0	2580	215.0
Points Scored	321	26.8	285	24.6

Lions Leaders

Rushing	Bob Hoernschemyer	84-471, 1 TD
Passing	Bobby Layne	152-336, 2,323 yds, 16 TD, 18 Int
Receiving	Cloyce Box	50-1,009, 11 TD
Scoring	Doak Walker	128 pts (11 TD, 8 FG, 38 PAT)

NFL Standings

Western Division	W	L	T	Pct	Pts	OP
Los Angeles	6	6	0	0	750	466 309
Chicago Bears	6	6	0	0	750	279 207
New York Yanks	6	6	0	0	500	366 367
DETROIT	6	6	0	0	500	321 285
Green Bay	3	9	0	0	250	344 406
San Francisco	3	9	0	0	250	213 300
Baltimore	1	11	0	0	103	213 462

Eastern Division	W	L	T	Pct	Pts	OP
Cleveland	10	2	0	0	833	310 144
NY Giants	10	2	0	0	833	268 150
Philadelphia	6	6	0	0	500	254 141
Pittsburgh	6	6	0	0	500	180 195
Chicago Cardinals	3	9	0	0	417	233 287
Washington						

1952

Record: 9-3-0, 1st NFL Western

Date	W/L	Score	Opponent	Att
9/28	L	3-17	at San Francisco	54,761
10/3	L	17-14	at Los Angeles	42,743
10/12	W	10-28	San Francisco	56,922
10/19	W	24-16	Los Angeles	40,152
10/26	W	52-17	at Green Bay	24,656
11/2	W	17-6	Cleveland	56,093
11/6	W	31-6	at Pittsburgh	26,170
11/16	W	43-13	Dallas	33,304
11/23	L	23-24	at Chicago Bears	37,508
11/27	W	48-24	Green Bay	39,101
12/7	W	45-21	Chicago Bears	50,410
12/13	W	41-6	at Dallas	12,252
Western Division Playoff				
12/21	W	31-12	Los Angeles	47,645
World Championship				
12/28	W	17-7	at Cleveland	50,934

Usual Starters

Offense		
LE	80	Cloyce Box
LT	76	Lou Creekmur
LG	62	Jim Martin
C	51	Victor Banonis
RG	63	Dick Stanfel
RT	70	August Cifelli
	74	Bob Miller
RE	82	Leon Hart
RB	22	Bobby Layne
LH	23	Jug Girard
	37	Doak Walker
RH	14	B. Hoernschmeyer

Defense		
LE	83	Jim Doran
LT	73	Thurman McGraw
LG	60	Richard Flanagan
C	65	Les Bingaman
RG	53	LaVern Torgeson
RT	75	John Prchlik
RE	86	Blaine Earon
RB	25	Jim David
RH	40	Bob Smith
LS	24	Don Doll
	44	Jack Christiansen
RS	28	Yale Lary

MVP: Jim Doran

Pro Bowl: Cloyce Box (E), Lou Creekmur (T), Don Doll (DB), Pat Harder (RB), Bob Hoernschmeyer (RB), Bobby Layne (QB), Bob Smith (DB)

Team Statistics	Det	(Avg)	Opp	(Avg)
Total Yards	3988	332.3	3245	270.4
Rushing Yards	1780	148.3	1145	95.4
Passing Yards	2208	184.0	2100	175.0
Points Scored	344		192	

Lions Leaders

Rushing	Bob Hoernschmeyer	106-457, 4 TD
Passing	Bobby Layne	138-287, 1,999 yds, 19 TD, 20 Int
Receiving	Cloyce Box	42-924, 15 TD
Scoring	Cloyce Box	90 pts (15 TD)
Punt Ret.	Jack Christiansen	15-322, 21.5 avg, 2 TD
KO Ret.	Jack Christiansen	16-409, 25.6 avg
Punting	Bob Smith	61-2,729 yards, 44.7 avg
Interceptions	Bob Smith	9-184, 1 TD

NFL Standings

Western Division	W	L	T	Pct	Pts	OP
DETROIT	9	3	0	.750	244	192
Los Angeles	6	7	0	.460	349	234
San Francisco	7	5	0	.583	295	221
Green Bay	6	6	0	.500	295	312
Chicago Bears	5	7	0	.417	245	326
Dallas	1	11	0	.083	182	427

Eastern Division

Cleveland	8	4	0	.667	310	213
Philadelphia	7	5	0	.583	234	231
New York	7	5	0	.583	252	271
Pittsburgh	5	7	0	.417	300	273
Chicago Cardinals	4	8	0	.333	172	221
Washington	4	8	0	.333	240	287

DET defeated LA, 31-21, in Divisional playoff.
DET defeated Cle, 17-7, for World Championship.

IN 1952: In England, King George VI dies; his daughter takes the throne as Queen Elizabeth II.

1953

Record: 10-2-0, 1st NFL Western

Date	W/L	Score	Opponent	Att
9/27	W	38-21	Pittsburgh	44,587
10/3	W	27-17	at Baltimore	26,159
10/11	W	24-21	San Francisco	58,079
10/18	L	19-31	Los Angeles	55,772
10/25	W	14-10	at San Francisco	54,862
11/7	W	24-37	at Los Angeles	93,751
11/7	W	17-7	Baltimore	48,208
11/15	W	14-7	at Green Bay	20,834
11/22	W	20-16	at Chicago Bears	36,165
11/26	W	34-15	Green Bay	52,547
12/6	W	13-7	Chicago Bears	58,056
12/13	W	27-16	at New York	28,330
World Championship				
12/27	L	17-16	Cleveland	54,577

Usual Starters

Offense		
LE	80	Cloyce Box
LT	76	Lou Creekmur
LG	66	Harley Sewell
C	51	Victor Banonis
RG	63	Charley Ane
RT	78	Dick Stanfel
	70	Oliver Spencer
RE	82	August Cifelli
RB	22	Leon Hart
LH	37	Bobby Layne
RH	14	Doak Walker
	26	B. Hoernschmeyer
FB	33	Gene Gedman
	33	Ollie Cline

Defense		
LE	88	Jim Cain
LT	73	Thurman McGraw
MG	65	Les Bingaman
RT	75	John Prchlik
RE	86	Blaine Earon
LB	60	Richard Flanagan
RB	53	LaVern Torgeson
LH	25	Jim David
RH	40	Bob Smith
LS	44	Don Doll
RS	28	Yale Lary

MVP: Dick Stanfel

Pro Bowl: Les Bingaman (C), Jack Christiansen (DB), Lou Creekmur (T), Yale Lary (DB), Bobby Layne (QB), Dick Stanfel (G), Doak Walker (RB)

Team Statistics	Det	(Avg)	Opp	(Avg)
Total Yards	3958	329.8	3545	295.4
Rushing Yards	1812	151.0	1580	131.7
Passing Yards	2146	178.8	1965	163.8
Points Scored	271		205	

Lions Leaders

Rushing	Bob Hoernschmeyer	101-482, 7 TD
Passing	Bobby Layne	125-273, 2,088 yds, 16 TD, 21 Int
Receiving	Doak Walker	30-502, 3 TD
Scoring	Doak Walker	93 pts (15 TD, 12 FG, 27 PAT)
Punt Ret.	Yale Lary	13-115 yards, 8.8 avg, 1 TD
KO Ret.	Jack Christiansen	10-183, 18.3 avg
Punting	Bob Smith	40-1,647, 41.2 avg
Interceptions	Jack Christiansen	12-238, 1 TD

NFL Standings

Western Division	W	L	T	Pct	Pts	OP
DETROIT	10	2	0	.833	271	205
San Francisco	8	3	0	.727	372	231
Los Angeles	8	3	1	.727	366	236
Chicago Bears	3	8	1	.273	218	262
Baltimore	3	8	0	.250	182	350
Green Bay	2	9	1	.182	200	338

Eastern Division

Cleveland	11	1	0	.917	348	162
Philadelphia	7	4	1	.636	352	215
Washington	6	5	1	.545	208	215
Pittsburgh	6	6	0	.500	211	263
New York	3	9	0	.250	179	277
Chicago Cardinals	1	10	1	.091	190	337

DET defeated Cle, 17-16, for World Championship.

IN 1953: Julius and Ethel Rosenberg, convicted of passing atomic secrets to the Russians, are executed in Sing Sing prison.

1954

Record: 9-2-1, 1st NFL Western

Date	W/L	Score	Opponent	Att
9/26	W	48-23	Chicago Bears	52,343
10/10	W	21-3	Los Angeles	56,523
10/16	W	35-0	Baltimore	48,272
10/24	L	31-37	at San Francisco	60,500
10/31	W	27-24	at Los Angeles	74,342
11/6	W	27-3	at Baltimore	25,287
11/14	W	48-7	San Francisco	58,431
11/21	W	21-17	at Green Bay	20,767
11/25	W	28-24	Green Bay	55,532
12/5	T	13-13	Philadelphia	54,939
12/12	L	24-28	at Chicago Bears	37,240
12/19	W	14-10	at Cleveland	34,168
World Championship				
12/26	L	10-56	at Cleveland	43,827

Usual Starters

Offense		
LE	84	Dome Dibble
LT	72	Floyd Jaszewski
LG	76	Lou Creekmur
C	53	LaVern Torgeson
RG	64	Dan Roqas
RT	70	August Cifelli
RE	82	Leon Hart
RB	22	Bobby Layne
LH	37	Doak Walker
RH	14	B. Hoernschmeyer
FB	34	Pat Harder

Defense		
LE	63	Jim Doran
LT	73	Thurman McGraw
MG	63	Floyd Jaszewski
	65	Robert Monsen
RT	75	Les Bingaman
RE	85	John Prchlik
LB	84	Ed Berrang
LB	40	Dome Dibble
LB	60	Bob Smith
LB	53	Richard Flanagan
S	44	LaVern Torgeson
S	19	Don Doll
	19	Jack Christiansen

MVP: Bobby Layne

Pro Bowl: Jack Christiansen (DB), Lou Creekmur (T), Jim David (DB), Joe Schmidt (LB), Bill Stits (DB), LaVern Torgeson (C), Doak Walker (RB)

Team Statistics	Det	(Avg)	Opp	(Avg)
Total Yards	4433	369.4	3746	312.2
Rushing Yards	1608	134.0	1520	126.7
Passing Yards	2825	235.4	226	185.5
Points Scored	337		281	

Lions Leaders

Rushing	Law Carpenter	104-476, 3 TD
Passing	Bobby Layne	135-246, 1,618 yds, 14 TD, 12 Int
Receiving	Dome Dibble	46-768, 6 TD
Scoring	Doak Walker	106 pts (15 TD, 11 FG, 43 PAT)
Punt Ret.	Jack Christiansen	23-225, 9.8 avg, 1 TD
KO Ret.	Jug Girard	12-248, 20.7 avg
Punting	Jug Girard	63-2,585, 41.0 avg
Interceptions	Jack Christiansen	8-84, 1 TD

NFL Standings

Western Division	W	L	T	Pct	Pts	OP
DETROIT	9	2	1	.818	337	169
Chicago Bears	8	4	0	.667	301	279
San Francisco	7	4	1	.636	313	251
Los Angeles	6	5	1	.545	314	265
Green Bay	4	8	0	.333	394	251
Baltimore	3	9	0	.250	131	279

Eastern Division

Cleveland	9	3	0	.750	336	162
Philadelphia	7	4	1	.636	284	230
New York	7	5	0	.583	293	184
Pittsburgh	5	7	0	.417	219	263
Washington	3	9	0	.250	207	432
Chicago Cardinals	2	10	0	.167	183	347

Cle defeated DET, 56-10, for World Championship.

IN 1954: Dr. Jonas Salk begins inoculating children against polio.

1955

Record: 3-9-0, 6th NFL Western

Date	W/L	Score	Opponent	Att
9/25	L	17-20	at Green Bay	22,217
10/1	L	13-29	at Baltimore	40,030
10/9	L	10-17	Los Angeles	54,836
10/16	L	24-27	San Francisco	51,438
10/23	L	13-24	at Los Angeles	68,690
10/30	L	21-38	at San Francisco	47,731
11/5	W	51-14	Baltimore	53,874
11/13	W	31-28	at Pittsburgh	39,441
11/20	L	14-24	Chicago Bears	53,610
11/24	W	24-10	Green Bay	51,695
12/4	L	20-21	at Chicago Bears	39,388
12/11	L	19-24	New York	45,929

Usual Starters

Offense	Player
LE	80 Cloyce Box
LT	76 Lou Creekmur
LG	82 Jim Martin
C	51 Victor Bonanos
RG	63 Dick Stanfel
RT	70 August Cicelli
RE	74 Bob Miller
RB	82 Leon Hart
QB	22 Bobby Layne
LH	23 Jug Girard
RB	37 Doak Walker
LB	14 B. Hoernschemeyer

Defense

Player	Att
LE	83 Jim Doran
LT	73 Thurman McGraw
LG	60 Richard Flanagan
C	65 Les Bingaman
RG	53 Lavern Torgeson
RT	75 John Prchlik
RE	86 Blaine Earon
LH	25 Jim David
RH	40 Bob Smith
LS	24 Jack Christiansen
RS	44 Don Doll
RS	28 Yale Lary

MVP: Joe Schmidt

Pro Bowl: Jack Christiansen (DB), Lou Creekmur (T), Jim David (DB), Joe Schmidt (LB), Doak Walker (RB)

Team Statistics

Total Yards	Det	(Avg)	Opp	(Avg)
Total Yards	3887	323.9	4015	334.6
Rushing Yards	1477	123.1	1851	154.3
Passing Yards	2410	200.8	2164	180.3
Points Scored	230	19.2	275	22.9

Lions Leaders

Player	Att
Rushing	Lew Carpenter 137-543, 6 TD
Passing	Bobby Layne 143-270, 1,830 yds, 11 TD, 17 Int
Receiving	Dave Middleton 44-663, 3 TD
Scoring	Doak Walker 96 pts (7 TD, 9 FG, 27 PAT)
Punt Ret.	Lee Riley 14-107, 7.6 avg
KO Ret.	Dave Middleton 11-188, 17.1 avg
Punting	Jug Girard 56-2,310, 41.3 avg
Interceptions	Jack Christiansen 3-49
	Jim David 3-44
	Bill Stits 3-7

NFL Standings

Western Division	W	L	T	Pct	Pts	OP
Los Angeles	8	3	1	.727	260	231
Chicago Bears	8	4	0	.667	294	251
Green Bay	6	6	0	.500	268	276
Baltimore	4	8	0	.333	214	239
San Francisco	4	8	0	.333	216	298
DETROIT	3	9	0	.250	230	275
Eastern Division						
Cleveland	9	2	1	.818	349	218
Washington	8	4	0	.667	246	222
New York	6	5	1	.545	267	223
Philadelphia	4	7	1	.364	224	252
Chicago Cardinals	4	7	1	.364	249	231
Pittsburgh	4	8	0	.333	195	285

Cle defeated LA, 36-14, for World Championship.

In 1955: Lt. John Conroy makes the first same-day transcontinental trip, flying from LA to New York - and back - in 11 hours, 31 minutes.

1956

Record: 9-3-0, 2nd NFL Western

Date	W/L	Score	Opponent	Att
9/30	W	20-16	at Green Bay	24,668
10/6	W	31-14	at Baltimore	42,622
10/14	W	24-21	Los Angeles	56,281
10/21	W	20-17	San Francisco	53,662
10/28	W	16-17	at Los Angeles	76,798
11/4	L	17-13	at San Francisco	46,708
11/11	L	17-18	at Washington	28,013
11/18	W	27-3	Baltimore	55,788
11/22	L	20-24	Green Bay	54,087
12/2	W	42-10	Chicago Bears	57,024
12/9	W	45-7	Pittsburgh	52,124
12/16	L	21-38	at Chicago Bears	49,086

Usual Starters

Offense	Player
LE	87 Dorne Dibble
LT	76 Lou Creekmur
LG	68 Harley Sewell
C	50 Charley Ane
RG	60 Jim Salsbury
RT	75 Oliver Spencer
RE	84 Dave Middleton
QB	22 Bobby Layne
LH	83 Jim Doran
RH	82 Leon Hart
LB	40 Howard Cassidy
FB	26 Gene Gedman

Defense

Player	Att
LE	78 Darris McCord
LT	70 Ray Krouse
RT	74 Bob Miller
RE	72 Gil Mains
LLB	85 Sonny Candee
MLB	56 Joe Schmidt
RLB	86 Bob Long
LH	25 Jim David
RH	21 Carl Karilivacz
LS	24 Jack Christiansen
RS	28 Yale Lary

MVP: Bobby Layne

Pro Bowl: Charley Ane (T), Jack Christiansen (DB), Lou Creekmur (T), Jim David (DB), Yale Lary (DB), Bobby Layne (QB), Joe Schmidt (LB)

Team Statistics

Total Yards	Det	(Avg)	Opp	(Avg)
Total Yards	4206	350.5	3408	284.0
Rushing Yards	2011	167.6	1503	125.3
Passing Yards	2195	182.9	1905	158.8
Points Scored	300	25.0	188	15.7

Lions Leaders

Player	Att
Rushing	Gene Gedman 135-479, 7 TD
Passing	Bobby Layne 129-241, 1,908 yds, 9 TD, 17 Int
Receiving	Dave Middleton 39-606, 5 TD
Scoring	Bobby Layne 99 pts (5 TD, 12 FG, 33 PAT)
Punt Ret.	Howard Cassidy 15-83 yds, 6.4 avg
KO Ret.	Howard Cassidy 15-282, 23.8 avg
Punting	Yale Lary 42-1,696, 40.4 avg
Interceptions	Yale Lary 8-182, 1 TD

NFL Standings

Western Division	W	L	T	Pct	Pts	OP
Chicago Bears	9	2	1	.818	363	246
DETROIT	9	3	0	.750	300	188
San Francisco	5	6	1	.455	233	284
Baltimore	5	7	0	.417	270	322
Green Bay	4	8	0	.333	264	346
Los Angeles	4	8	0	.333	291	307
Eastern Division						
New York	8	3	1	.727	264	197
Chicago Cardinals	7	5	0	.583	240	182
Washington	6	6	0	.500	183	225
Cleveland	5	7	0	.417	167	177
Pittsburgh	5	7	0	.417	217	250
Philadelphia	3	8	1	.273	143	215

NY defeated ChiB, 47-7, for World Championship.

In 1956: President Dwight D. Eisenhower wins re-election over Adlai Stevenson.

1957

Record: 8-4-0, 1st NFL Western

Date	W/L	Score	Opponent	Att
9/29	L	14-34	at Baltimore	40,112
10/6	W	24-14	at Green Bay	32,132
10/13	W	10-7	Los Angeles	55,914
10/20	W	31-27	Baltimore	55,764
10/27	L	17-35	at Los Angeles	77,314
11/3	W	31-32	at San Francisco	59,702
11/10	W	21-16	at Philadelphia	29,305
11/17	W	31-10	San Francisco	56,915
11/24	L	27-27	Chicago Bears	55,769
11/28	W	18-6	Green Bay	54,301
12/8	W	20-7	Cleveland	55,814
12/15	W	21-13	at Chicago Bears	41,088

Western Division Playoff

12/22	W	31-27	at San Francisco	60,118
-------	---	-------	------------------	--------

World Championship

12/29	W	59-14	Cleveland	55,263
-------	---	-------	-----------	--------

Usual Starters

Offense	Player
LE	83 Jim Doran
LT	76 Lou Creekmur
LG	66 Harley Sewell
C	52 Frank Gatski
RG	75 John Gordy
RT	50 Charley Ane
RE	88 Steve Junker
QB	22 Bobby Layne
LH	26 Gene Gedman
RH	40 Howard Cassidy
FB	35 John H. Johnson

Defense

Player	Att
LE	79 Gerald Perry
LT	78 Darris McCord
RT	72 Gil Mains
RE	85 Gene Cronin
LLB	47 Jim Martin
MLB	56 Joe Schmidt
RLB	57 Roger Zatkoff
LH	25 Jim David
RH	41 Terry Barr
LS	24 Jack Christiansen
RS	28 Yale Lary

MVP: Joe Schmidt

Pro Bowl: Jack Christiansen (DB), Lou Creekmur (T), Jim David (DB), Yale Lary (DB), Darris McCord (T), Joe Schmidt (LB), Harley Sewell (G)

Team Statistics

Total Yards	Det	(Avg)	Opp	(Avg)
Total Yards	3840	320.0	3565	280.4
Rushing Yards	1811	150.9	1521	126.8
Passing Yards	2029	169.1	1844	153.7
Points Scored	251	20.9	231	19.3

Lions Leaders

Player	Att
Rushing	John Henry Johnson 129-621, 5 TD
Passing	Bobby Layne 87-173, 1,169 yds, 6 TD, 12 Int
Receiving	Jim Doran 33-624, 5 TD
Scoring	Bobby Layne 43 pts (6 FG, 25 PAT)
Punt Ret.	Yale Lary 25-139 yds, 5.6 avg
KO Ret.	Howard Cassidy 10-232, 23.2 avg
Punting	Yale Lary 54-2,156, 39.9 avg
Interceptions	Jack Christiansen 10-137 yards, 1 TD

NFL Standings

Western Division	W	L	T	Pct	Pts	OP
DETROIT*	8	4	0	.667	251	231
San Francisco	6	4	0	.667	260	264
Baltimore	7	5	0	.583	303	235
Los Angeles	6	6	0	.500	307	278
Chicago Bears	5	7	0	.417	303	211
Green Bay	3	9	0	.250	218	311
Eastern Division						
Cleveland	9	2	1	.818	269	172
New York	7	5	0	.583	254	211
Pittsburgh	6	6	0	.500	161	178
Washington	5	6	1	.455	251	230
Philadelphia	4	8	0	.333	173	230
Chicago Cardinals	3	9	0	.250	200	299

*DET defeated SF, 31-27, in divisional playoff.

*DET defeated Cle, 59-14, for World Championship.

In 1957: President Eisenhower sends troops to Little Rock, Ark., to quell mob and protect school integration.

1958

Record: 4-7, 5th NFL Western

Date	W/L	Score	Opponent	Att
9/28	L	15-28	at Baltimore	48,377
10/5	L	13-13	at Green Bay	32,035
10/12	L	28-42	Los Angeles	55,648
10/19	L	14-40	Baltimore	55,190
10/26	W	41-24	at Los Angeles	81,703
11/2	L	21-24	at San Francisco	59,215
11/9	W	30-10	at Cleveland	75,363
11/16	W	35-21	San Francisco	54,523
11/23	L	7-20	Chicago Bears	55,280
11/27	W	24-14	Green Bay	50,971
12/7	L	17-19	New York	50,115
12/14	L	16-21	at Chicago Bears	38,346

Usual Starters

Offense	Defense
LE 83 Jim Doran	LE 78 Darris McCord
LT 76 Lou Creekmur	LT 71 Alex Karras
LG 66 Harley Sewell	LT 72 Bill Mains
C 50 Charley Ane	RE 85 Gene Cronin
RG 67 Stan Campbell	RE 86 Bob Long
RT 73 Ken Russell	MLB 56 Joe Schmidt
RE 84 Dave Middleton	RLB 57 Roger Zatkoff
QB 18 Tobin Rote	LH 25 Jim David
LH 34 Ken Webb	RH 41 Terry Barr
RR 40 Howard Cassidy	LS 43 Gary Lowe
FB 35 John H. Johnson	RS 28 Yale Lary

Defense
LE 78 Darris McCord
LT 71 Alex Karras
LT 72 Bill Mains
RE 85 Gene Cronin
RE 86 Bob Long
MLB 56 Joe Schmidt
RLB 57 Roger Zatkoff
LH 25 Jim David
RH 41 Terry Barr
LS 43 Gary Lowe
RS 28 Yale Lary

MVP: Joe Schmidt

Pro Bowls: Charley Ane (C), Jim David (DB), Yale Lary (DB), Joe Schmidt (LB), Harley Sewell (G)

Team Statistics

Total Yards	Det	(Avg)	Opp	(Avg)
Rushing Yards	1360	113.3	1720	143.3
Passing Yards	1869	155.8	2117	176.4
Points Scored	261	21.8	276	23.0

Lions Leaders

Rushing	Tobin Rote	77-351, 3 TD
Passing	Tobin Rote	118-257, 1,678 yds, 14 TD, 10 Int
Receiving	Dave Middleton	29-506, 3 TD
Scoring	Jim Martin	49 pts (7 FG, 28 PAT)
Punt Ret.	Yale Lary	27-196, 7.3 avg, 1 TD
KO Ret.	Ken Webb	7-144, 22.0 avg
Punting	Yale Lary	58-2,524, 42.8 avg
Interceptions	Joe Schmidt	6-69

NFL Standings

Western Division

Team	W	L	T	Pct.	Pts.	OP
Baltimore	9	3	0	.750	381	203
Chicago Bears	8	4	0	.667	298	230
Los Angeles	8	4	0	.667	344	278
San Francisco	6	6	0	.500	257	324
DETROIT	4	7	1	.364	281	276
Green Bay	1	10	1	.091	193	382

Eastern Division

Team	W	L	T	Pct.	Pts.	OP
New York	9	3	0	.750	246	183
Cleveland	9	3	0	.750	302	217
Pittsburgh	7	4	1	.636	261	230
Washington	4	7	1	.364	214	268
Chicago Cardinals	2	9	1	.182	261	356
Philadelphia	2	9	1	.182	235	306

*Nl defeated Cle, 10-0, in divisional playoff.

Bal defeated NY, 23-17, for World Championship. (Sudden Death 8:15)

IN 1958: Army's Jupiter-C rocket fires first U.S. earth satellite, Explorer I, into orbit.

1959

Record: 3-8-1, 5th NFL Western

Date	W/L	Score	Opponent	Att
9/27	L	9-21	at Baltimore	55,588
10/4	L	10-28	at Green Bay	32,150
10/11	L	24-31	Baltimore	54,187
10/18	L	13-34	San Francisco	52,585
10/25	W	17-7	at Los Angeles	74,288
11/1	L	7-39	at San Francisco	59,064
11/8	L	10-10	at Pittsburgh	24,614
11/15	W	23-17	Los Angeles	52,217
11/22	L	14-24	Chicago Bears	54,059
11/26	L	17-24	Green Bay	49,221
12/6	W	45-21	Chicago Cardinals	45,811
12/13	L	14-25	at Chicago Bears	40,890

Usual Starters

Offense	Defense
LE 84 Dave Middleton	LE 78 Darris McCord
LT 76 Lou Creekmur	LT 71 Alex Karras
LG 66 Harley Sewell	LT 72 Bill Mains
C 50 Charley Ane	RE 85 Gene Cronin
RG 75 John Gordy	RE 86 Bob Long
RT 73 Ollie Spencer	MLB 56 Joe Schmidt
RE 80 Jim Gibbons	RLB 47 Jim Martin
QB 14 Earl Morrall	LH 25 Jim David
LH 41 Terry Barr	RH 28 Yale Lary
RR 40 Howard Cassidy	LS 43 Gary Lowe
FB 35 John H. Johnson	RS 23 Dave Whitself

Defense
LE 78 Darris McCord
LT 71 Alex Karras
LT 72 Bill Mains
RE 85 Gene Cronin
RE 86 Bob Long
MLB 56 Joe Schmidt
RLB 47 Jim Martin
LH 25 Jim David
RH 28 Yale Lary
LS 43 Gary Lowe
RS 23 Dave Whitself

MVP: Jim Martin

Pro Bowls: Jim David (DB), Yale Lary (DB), Joe Schmidt (LB), Harley Sewell (G)

Team Statistics

Total Yards	Det	(Avg)	Opp	(Avg)
Rushing Yards	1792	149.3	1562	130.2
Passing Yards	1684	138.7	2094	174.5
Points Scored	203	16.9	275	22.9

Lions Leaders

Rushing	Nick Pietrosante	76-447, 3 TD
Passing	Earl Morrall	65-137, 1,102 yds, 5 TD, 6 Int
Receiving	Jim Gibbons	31-431, 1 TD
Scoring	Howard Cassidy	30 pts (5 TD)
Punt Ret.	Terry Barr	16-102, 6.4 avg
KO Ret.	Ken Webb	16-352, 22.0 avg
Punting	Yale Lary	45-2,121, 47.1 avg
Interceptions	Gary Lowe	5-130

NFL Standings

Western Division

Team	W	L	T	Pct.	Pts.	OP
Baltimore	9	3	0	.750	374	251
Chicago Bears	8	4	0	.667	252	196
Green Bay	7	5	0	.583	248	246
San Francisco	7	5	0	.583	255	237
DETROIT	3	8	1	.273	203	275
Los Angeles	2	1	0	.167	242	315

Eastern Division

Team	W	L	T	Pct.	Pts.	OP
New York	10	2	0	.833	284	170
Cleveland	7	5	0	.583	270	214
Philadelphia	7	5	0	.583	268	278
Pittsburgh	6	5	1	.545	257	216
Washington	3	9	0	.250	185	350
Chicago Cardinals	2	10	0	.167	234	324

Bal defeated NY, 31-16, for World Championship.

IN 1959: St. Lawrence Seaway opens, allowing ocean ships to reach the Midwest from the Atlantic Ocean.

1960

Record: 7-5-0, 2nd NFL Western

Date	W/L	Score	Opponent	Att
9/28	L	9-28	at Green Bay	32,150
10/9	L	10-14	San Francisco	49,825
10/16	L	10-28	at Philadelphia	38,065
10/23	W	30-17	Baltimore	53,854
10/30	L	35-48	at Los Angeles	53,295
11/6	W	24-1	at San Francisco	49,447
11/13	W	12-10	Los Angeles	54,019
11/20	L	7-28	at Chicago	46,267
11/24	W	23-10	Green Bay	54,123
12/4	W	20-15	at Baltimore	57,808
12/11	W	23-14	Dallas	43,272
12/18	W	36-0	Chicago	51,017

Runner-Up

1/7	W	17-16	at Cleveland	34,981
-----	---	-------	--------------	--------

Usual Starters

Offense	Defense
LE 69 Gail Cogdill	LE 78 Darris McCord
LT 73 Oliver Spencer	LT 71 Alex Karras
LG 66 Harley Sewell	LT 72 Roger Brown
C 50 Bob Scholtz	RE 53 Bill Glass
RG 75 John Gordy	RE 57 C. Brettschneider
RT 70 Willie McClung	MLB 56 Joe Schmidt
RE 80 Jim Gibbons	RLB 55 Wayne Walker
QB 15 Jim Ninowski	LH 81 Dick Lane
LH 45 Dan Lewis	RH 24 Dick LeBeau
RR 40 Howard Cassidy	LS 43 Gary Lowe
FB 33 Nick Pietrosante	RS 28 Yale Lary

Defense
LE 78 Darris McCord
LT 71 Alex Karras
LT 72 Roger Brown
RE 53 Bill Glass
RE 57 C. Brettschneider
MLB 56 Joe Schmidt
RLB 55 Wayne Walker
LH 81 Dick Lane
RH 24 Dick LeBeau
LS 43 Gary Lowe
RS 28 Yale Lary

MVP: Nick Pietrosante

Pro Bowls: Gail Cogdill (E), Jim Gibbons (E), Alex Karras (T), Dick Lane (DB), Yale Lary (DB), Nick Pietrosante (RB), Joe Schmidt (LB)

Team Statistics

Total Yards	Det	(Avg)	Opp	(Avg)
Rushing Yards	1714	142.8	1948	112.3
Passing Yards	1678	139.8	2049	170.8
Points Scored	239	19.9	212	17.7

Lions Leaders

Rushing	Nick Pietrosante	161-872, 8 TD
Passing	Jim Ninowski	134-283, 1,589 yds, 2 TD, 18 Int
Receiving	Jim Gibbons	51-604, 2 TD
Scoring	Jim Martin	65 pts (13 FG, 26 PAT)
Punt Ret.	Terry Barr	14-104, 14 avg
KO Ret.	Jim Steffen	8-225, 28.1 avg
Punting	Yale Lary	64-2,802, 43.8 avg
Interceptions	Dick Lane	5-102, 1 TD

NFL Standings

Western Division

Team	W	L	T	Pct.	Pts.	OP
Green Bay	8	4	0	.667	332	209
DETROIT	7	5	0	.583	239	212
San Francisco	7	5	0	.583	208	205
Baltimore	6	6	0	.500	288	294
Chicago	5	6	1	.455	194	289
Los Angeles	4	7	1	.364	265	287
Dallas	0	11	1	.000	177	369

Eastern Division

Team	W	L	T	Pct.	Pts.	OP
Philadelphia	10	2	0	.833	321	246
Cleveland	8	3	1	.727	362	217
New York	6	4	2	.600	271	261
St. Louis	5	6	1	.545	288	230
Pittsburgh	5	6	1	.455	240	275
Washington	1	9	2	.100	178	309

Phi defeated GB, 17-13, for World Championship.

IN 1960: With a plurality of only 118,574 votes, John F. Kennedy edges Richard Nixon in presidential election.

1961

Record: 8-5-1, 2nd NFL Western

Date	W/L	Score	Opponent	Att
9/17	W	17-13	at Green Bay	32,150
9/24	W	16-15	at Baltimore	48,825
10/1	L	0-49	San Francisco	38,065
10/8	L	17-31	Chicago	53,854
10/15	W	14-13	Los Angeles	53,295
10/22	L	14-17	Baltimore	48,447
10/29	W	26-10	at Los Angeles	54,019
11/5	T	20-20	at San Francisco	46,287
11/12	W	45-14	at St. Louis	54,123
11/19	W	37-10	at Minnesota	57,808
11/23	L	9-17	Green Bay	43,272
12/3	W	16-15	at Chicago	51,017
12/10	W	13-7	Minnesota	42,655
12/17	L	24-27	Philadelphia	44,231

Runner-Up
1/6 W 38-16 Philadelphia (at Miami)

Usual Starters

Offense

LE	89	Gail Cogdill
LT	79	John Gonzaga
LG	66	Harley Sewell
C	50	Bob Scholtz
RG	75	John Gordy
RT	77	Dan LaRose
RE	80	Jim Gibbons
QB	14	Earl Morrall
LH	45	Dan Lewis
RH	41	Terry Barr
FB	33	Nick Pietrosante

Defense

LE	78	Darris McCord
LT	71	Alex Karras
RT	76	Roger Brown
RE	53	Bill Glass
LLB	57	Carl Brettschneider
MLB	56	Joe Schmidt
RLB	55	Wayne Walker
LH	81	Dick Lane
RH	21	Bruce Maher
LS	43	Gary Lowe
RS	28	Yale Lary

MVP: Joe Schmidt

Pro Bowl: Jim Gibbons (E), Alex Karras (T), Dick Lane (DB), Yale Lary (DB), Jim Martin (G), Nick Pietrosante (RB), Joe Schmidt (LB)

Team Statistics	Det	(Avg)	Opp	(Avg)
Total Yards	4412	315.1	3938	281.3
Rushing Yards	1868	133.4	1520	108.6
Passing Yards	2544	181.7	2418	172.7
Points Scored	270	19.3	258	18.4

Lions Leaders

Rushing	Nick Pietrosante	201-841, 5 TD
Passing	Jim Minowasly	11,247, 1,921 yards, 7 TD, 18 Int
Receiving	Gail Cogdill	45-956, 6 TD
Scoring	Jim Martin	70 pts (16 FG, 25 PAT)
Punt Ret.	Howard Cassady	16-159, 9.9 avg
KO Ret.	Pat Studstill	16-448, 28.1 avg, 1 TD
Punting	Yale Lary	52-2,519, 48.4 avg
Interceptions	Yale Lary	6-95
	Dick Lane	6-73

NFL Standings

Western Division	W	L	T	Pct.	Pts.	OP
Green Bay	8	1	0	.786	391	223
DETROIT	6	2	0	.615	270	258
Baltimore	8	6	0	.571	302	307
Chicago	9	6	0	.571	326	302
San Francisco	7	6	1	.538	346	272
Los Angeles	4	10	0	.286	263	333
Minnesota	3	11	0	.214	285	407
Eastern Division	W	L	T	Pct.	Pts.	OP
New York	10	3	1	.769	368	220
Philadelphia	10	4	0	.714	361	297
Cleveland	8	5	1	.615	319	270
St. Louis	7	7	0	.500	279	267
Pittsburgh	6	8	0	.429	295	287
Dallas	4	9	1	.308	236	380
Washington	1	12	1	.077	174	392

IN 1961, East Germans erect Berlin Wall to halt flood of refugees.

1962

Record: 11-3-0, 2nd NFL Western

Date	W/L	Score	Opponent	Att
9/16	W	45-7	Pittsburgh	46,641
9/23	W	45-24	San Francisco	51,032
9/30	W	29-20	at Baltimore	57,966
10/7	W	7-9	at Green Bay	38,669
10/14	W	13-10	Los Angeles	53,714
10/21	L	14-17	at New York	66,996
10/28	W	11-3	Chicago	53,342
11/4	W	12-3	at Los Angeles	44,241
11/11	W	38-24	at San Francisco	43,449
11/18	W	17-6	at Minnesota	31,257
11/22	W	26-14	Green Bay	57,598
12/2	W	21-14	Baltimore	53,012
12/9	W	37-23	Minnesota	42,256
12/16	L	0-3	at Chicago	44,948

Runner-Up
1/6 W 17-10 at Pittsburgh 36,284

Usual Starters

Offense

LE	89	Gail Cogdill
LT	79	John Gonzaga
LG	66	Harley Sewell
C	71	Bob Whitlow
RG	75	John Gordy
RT	77	Dan LaRose
RE	80	Jim Gibbons
QB	16	Milt Plum
LH	45	Dan Lewis
RH	25	Pat Studstill
FB	33	Nick Pietrosante

Defense

LE	78	Darris McCord
LT	71	Alex Karras
RT	76	Roger Brown
RE	88	Sam Williams
LLB	57	Carl Brettschneider
MLB	56	Joe Schmidt
RLB	55	Wayne Walker
LH	81	Dick Lane
RH	44	Dick LeBeau
LS	43	Gary Lowe
RS	28	Yale Lary

MVP: Gail Cogdill

Pro Bowl: Roger Brown (T), Gail Cogdill (E), Alex Karras (T), Dick Lane (DB), Yale Lary (DB), Joe Schmidt (LB), Harley Sewell (G)

Team Statistics	Det	(Avg)	Opp	(Avg)
Total Yards	4503	321.6	3217	229.8
Rushing Yards	1922	137.3	1231	87.9
Passing Yards	2581	184.4	1986	141.9
Points Scored	35	22.5	177	12.6

Lions Leaders

Rushing	Dan Lewis	120-498, 6 TD
Passing	Milt Plum	179-325, 2,378 yds, 15 TD, 20 Int
Receiving	Gail Cogdill	53-991, 7 TD
Scoring	Wayne Walker	64 pts (19 FG, 37 PAT)
Punt Ret.	Pat Studstill	29-457, 15.8 avg
KO Ret.	Tommy Watkins	17-452, 26.6 avg
Punting	Yale Lary	52-2,354, 45.3 avg
Interceptions	Yale Lary	8-51

NFL Standings

Western Division	W	L	T	Pct.	Pts.	OP
Green Bay	13	1	0	.929	415	148
DETROIT	11	2	0	.786	315	177
Chicago	6	6	0	.500	321	287
Baltimore	7	7	0	.500	293	288
San Francisco	6	8	0	.429	282	331
Minnesota	2	11	1	.154	254	410
Los Angeles	1	12	1	.077	220	334
Eastern Division	W	L	T	Pct.	Pts.	OP
New York	12	2	0	.857	398	283
Pittsburgh	9	5	0	.643	312	363
Cleveland	7	6	1	.538	291	257
Washington	5	7	2	.417	305	376
Dallas	5	8	1	.385	338	402
St. Louis	4	9	1	.308	287	361
Philadelphia	3	10	1	.231	282	356

IN 1962, Lt. Col. John Glenn becomes first American to orbit the Earth.

1963

Record: 5-8-1, 4th NFL Western

Date	W/L	Score	Opponent	Att
9/14	W	23-2	at Los Angeles	49,342
9/22	L	10-31	at Green Bay (MI)	45,912
9/29	L	21-37	Chicago	55,400
10/6	W	26-3	San Francisco	44,088
10/13	L	14-17	at Dallas	27,264
10/20	L	21-27	Baltimore	51,901
10/27	W	28-10	Minnesota	44,509
11/3	W	45-7	at San Francisco	33,511
11/10	L	21-24	at Baltimore	59,758
11/17	L	21-28	Los Angeles	44,951
11/24	L	31-34	at Minnesota	28,763
12/8	T	13-13	Green Bay	54,016
12/8	W	38-10	Cleveland	51,382
12/15	L	14-24	at Chicago	45,317

Usual Starters

Offense

LE	69	Gail Cogdill
LT	70	Dary Sanders
LG	19	John Gonzaga
C	51	Bob Whitlow
RG	75	John Gordy
RT	61	Lucien Reeberg
RE	80	Jim Gibbons
QB	14	Earl Morrall
LH	23	Tommy Watkins
RH	41	Terry Barr
FB	45	Dan Lewis

Defense

LE	78	Darris McCord
LT	72	Floyd Peters
RT	76	Roger Brown
RE	88	Sam Williams
LLB	54	Max Messner
MLB	53	Dennis Gauvatz
RLB	55	Wayne Walker
LH	81	Dick Lane
RH	44	Dick LeBeau
LS	21	Bruce Maher
RS	86	Tom Hall

MVP: Earl Morrall

Pro Bowl: Terry Barr (E), Roger Brown (T), Gail Cogdill (E), John Gordy (G), Wayne Walker (LB)

Team Statistics	Det	(Avg)	Opp	(Avg)
Total Yards	4324	308.9	3761	282.6
Rushing Yards	1601	114.4	1564	111.7
Passing Yards	2723	194.5	2197	156.9
Points Scored	326	23.3	266	18.9

Lions Leaders

Rushing	Dan Lewis	133-528, 2 TD
Passing	Earl Morrall	174-328, 2,621 yds, 24 TD, 14 Int
Receiving	Terry Barr	66-1086, 13 TD
Scoring	Terry Barr	78 pts (13 TD)
Punt Ret.	Tommy Watkins	32-389, 12.5 avg, 1 TD
KO Ret.	Tommy Watkins	21-447, 21.3 avg
Punting	Yale Lary	35-1,713, 48.9 avg
Interceptions	Dick LeBeau	5-158
	Dick Lane	5-70

NFL Standings

Western Division	W	L	T	Pct.	Pts.	OP
Chicago	11	2	2	.917	301	144
Green Bay	11	2	1	.846	369	208
Baltimore	8	6	0	.571	316	265
DETROIT	8	6	1	.565	286	265
Minnesota	2	12	1	.167	309	390
Los Angeles	5	9	0	.357	210	350
San Francisco	2	12	0	.143	198	391
Eastern Division	W	L	T	Pct.	Pts.	OP
New York	11	3	0	.786	448	280
Cleveland	10	4	0	.714	343	262
St. Louis	7	5	0	.583	341	283
Pittsburgh	9	4	3	.636	321	295
Dallas	4	10	0	.286	305	378
Washington	3	11	0	.214	279	399
Philadelphia	2	10	2	.167	242	381

IN 1963, President John F. Kennedy shot and killed by sniper in Dallas; Lyndon B. Johnson takes oath of office.

1964

Record: 7-5-2, 4th NFL Western

Date	W/L	Score	Opponent	Att
9/13	W	26-17	at San Francisco	33,204
9/19	L	17-17	at Los Angeles	52,001
9/28	T	10-14	Green Bay	53,203
10/4	W	26-3	New York	54,836
10/11	W	24-20	at Minnesota	40,940
10/18	W	10-0	at Chicago	47,567
10/25	T	0-24	Baltimore	57,814
11/1	W	37-17	Los Angeles	52,084
11/8	L	7-30	at Green Bay	42,327
11/15	L	21-37	at Cleveland	83,064
11/22	L	23-23	Minnesota	48,291
11/26	T	24-27	Chicago	52,231
12/6	W	31-14	at Baltimore	60,213
12/13	W	24-7	San Francisco	41,854

Usual Starters

Offense

E	89	Gail Cogdill
LT	70	Daryl Sanders
LG	79	John Gonzaga
C	51	Bob Whitlow
RG	75	John Gordy
RT	72	J. D. Smith
E	80	Jim Gibbons
QB	16	Milt Plum
LH	23	Tom Watkins
RH	41	Terry Barr
FB	33	Nick Pietrosante

Defense

E	78	Darris McCord
LT	71	Alex Karras
RT	76	Roger Brown
RE	88	Sam Williams
LLB	59	Ernie Clark
MLB	53	Dennis Gowattz
RLB	55	Wayne Walker
DB	27	Bobby Thompson
DB	44	Dick LeBeau
DB	21	Bruce Maher
DB	28	Yale Lary

MVP: Jim Gibbons

Pro Bowl: Terry Barr (E), Roger Brown (T), Jim Gibbons (E), John Gordy (T), Yale Lary (DB), Dick LeBeau (DB), Wayne Walker (LB)

Team Statistics

Total Yards	Det	(Avg)	Opp	(Avg)
Total Yards	3872	283.7	4062	290.1
Rushing Yards	1414	101.0	1638	117.0
Passing Yards	2558	182.7	2424	173.1
Points Scored	280	20.0	260	18.6

Lions Leaders

Rushing	Nick Pietrosante	147-536, 4 TD
Passing	Milt Plum	154-287, 2-241 yds, 18 TD, 15 Int
Receiving	Terry Barr	57-1,030, 9 TD
Scoring	Wayne Walker	14 pts (14 FG, 32 PAT)
Punt Ret.	Tommy Watkins	16-238 yards, 14.9 avg, 2 TD
KO Ret.	Pat Studstill	29-708, 24.4 avg
Punting	Yale Lary	67-3,099, 46.3 avg
Interceptions	Yale Lary	6-101

NFL Standings

Western Division

W	L	T	Pct	Pts	OP	
Baltimore	12	0	0	857	428	225
Green Bay	8	0	1	615	342	245
Minnesota	8	0	1	615	355	236
DETROIT	7	5	2	583	280	260
Los Angeles	5	5	0	417	563	339
Chicago	4	9	0	357	260	319
San Francisco	4	10	0	286	236	330

Eastern Division

W	L	T	Pct	Pts	OP	
Cleveland	10	3	1	769	415	293
St. Louis	9	3	2	750	357	331
Philadelphia	6	8	0	429	312	313
Washington	6	8	0	429	307	305
Dallas	5	8	1	385	250	289
Pittsburgh	5	9	0	357	253	315
New York	2	10	2	167	241	339

DB defeated Bal, 27-0, for World Championship.

IN 1964, "My Fair Lady" takes Academy Awards for Best Picture, Director (George Cukor) and Actor (Rex Harrison).

1965

Record: 6-7-1, 6th NFL Western

Date	W/L	Score	Opponent	Att
9/19	W	20-0	Los Angeles	46,941
9/26	W	31-29	at Minnesota	46,826
10/3	W	14-10	Washington	52,627
10/10	L	7-31	at Baltimore	60,238
10/17	L	21-31	Green Bay	56,712
10/24	L	10-38	at Chicago	45,658
10/31	W	31-7	at Los Angeles	35,137
11/7	W	12-7	at Green Bay	50,852
11/14	L	21-27	San Francisco	54,534
11/21	L	10-17	Chicago	51,499
11/25	L	24-24	Baltimore	55,036
12/5	L	14-17	at San Francisco	38,463
12/12	L	7-29	Minnesota	45,420
12/19	W	35-28	at Philadelphia	56,718

Usual Starters

Offense

E	89	Gail Cogdill
LT	70	Daryl Sanders
LG	62	Ied Karras
C	54	Ed Flanagan
RG	75	John Gordy
RT	73	Roger Shoals
RE	80	Jim Gibbons (7)
QB	16	Ron Kramer (7)
QB	16	Milt Plum
HB	32	Joe Don Looney
FL	41	Terry Barr (7)
FB	25	Pat Studstill (7)
FB	33	Nick Pietrosante (6)

Defense

E	78	Darris McCord
LT	71	Alex Karras
RT	76	Roger Brown
RE	88	Sam Williams
LLB	59	Ernie Clark (4)
MLB	53	Wally Hilgenberg (3)
RLB	55	Mike Lucci (3)
LH	44	Joe Schmidt
RH	27	Wayne Walker
LS	21	Dick LeBeau
RS	27	Bobby Thompson
RS	47	Bruce Maher
RS	47	Wayne Rasmussen

MVP: Bruce Maher

Pro Bowl: Roger Brown (T), John Gordy (T), Alex Karras (T), Dick LeBeau (DB), Pat Studstill (E), Wayne Walker (LB)

Team Statistics

Total Yards	Det	(Avg)	Opp	(Avg)
Total Yards	3303	235.9	3557	254.1
Rushing Yards	1469	104.9	1460	104.3
Passing Yards	1834	131.0	2097	149.8
Points Scored	257	18.4	295	21.1

Lions Leaders

Rushing	Amos Marsh	131-495, 6 TD
Passing	Milt Plum	143-308, 1,710 yds, 12 TD, 19 Int
Receiving	Terry Barr	24-433, 3 TD
Scoring	Wayne Walker	57 pts (8 FG, 33 PAT)
Punt Ret.	Tommy Watkins	23-234, 10.2 avg
KO Ret.	Tommy Watkins	17-584, 34.2 avg
Punting	Pat Studstill	78-3,335, 42.8 avg
Interceptions	Dick LeBeau	7-84, 1 TD

NFL Standings

Western Division

W	L	T	Pct	Pts	OP	
Green Bay	10	3	1	769	518	224
Baltimore	10	3	1	769	389	284
Chicago	9	5	0	643	409	275
San Francisco	7	6	1	538	421	402
Minnesota	7	7	0	500	383	403
DETROIT	6	7	1	462	257	295
Los Angeles	4	10	0	286	269	328

Eastern Division

W	L	T	Pct	Pts	OP	
Cleveland	11	3	0	786	363	325
Dallas	7	7	0	500	325	280
New York	7	7	0	500	270	338
Washington	6	8	0	429	257	301
Philadelphia	5	9	0	357	363	359
St. Louis	5	9	0	357	296	309
Pittsburgh	2	12	0	143	202	397

*GB defeated Bal, 13-10, in Divisional playoff (overtime).

GB defeated Cle, 23-12, for World Championship.

IN 1965, the senior citizens' governmental medical assistance program, Medicare, begins.

1966

Record: 4-9-1, 6th NFL Western

Date	W/L	Score	Opponent	Att
9/11	W	14-3	Chicago	52,225
9/18	L	3-17	at Pittsburgh	35,473
9/25	W	28-10	Atlanta	47,615
10/2	L	14-23	at Green Bay	50,861
10/9	L	7-14	Los Angeles	52,793
10/16	L	18-45	at Baltimore	60,238
10/23	L	24-27	at San Francisco	36,745
10/30	L	7-31	Green Bay	56,954
11/6	T	10-10	at Chicago	47,041
11/13	W	32-21	at Minnesota	43,939
11/20	W	20-14	Baltimore	52,383
11/24	L	14-41	San Francisco	53,189
12/4	L	3-23	at Los Angeles	40,039
12/11	L	16-28	Minnesota	43,022

Usual Starters

Offense

E	89	Gail Cogdill
LT	70	Daryl Sanders
LG	66	Bob Kowalkowski
C	54	Ed Flanagan
RG	75	John Gordy
RT	72	J. D. Smith
RE	88	Ron Kramer
QB	14	Karl Sweetan
HB	31	Amos Marsh
FL	25	Pat Studstill
FB	35	Tom Nowatzke

Defense

E	78	Darris McCord
LT	71	Alex Karras
RT	76	Roger Brown
RE	74	Larry Hand
LLB	53	Mike Lucci
MLB	59	Ernie Clark
RLB	67	Wally Hilgenberg (6)
LS	21	Wayne Walker (5)
LH	44	Dick LeBeau
RH	43	Bobby Smith
LS	21	Bruce Maher
RS	27	Bobby Thompson

MVP: Pat Studstill

Pro Bowl: Roger Brown (T), Dick LeBeau (DB), Pat Studstill (E)

Team Statistics

Total Yards	Det	(Avg)	Opp	(Avg)
Total Yards	3853	275.2	4414	315.3
Rushing Yards	1429	102.1	2006	149.3
Passing Yards	2424	173.1	2408	172.0
Points Scored	206	14.7	317	22.6

Lions Leaders

Rushing	Tom Nowatzke	151-512, 6 TD
Passing	Karl Sweetan	157-309, 1,609 yds, 4 TD, 14 Int
Receiving	Pat Studstill	67-1,266, 5 TD
Scoring	Saro Wepman	50 pts (13 FG, 11 PAT)
Punt Ret.	Tommy Vaughn	18-178, 9.9 avg
KO Ret.	Tommy Vaughn	23-595, 25.9 avg
Punting	Pat Studstill	72-2,956, 41.1 avg
Interceptions	Mike Lucci	5-118, 1 TD

NFL Standings

Western Division

W	L	T	Pct	Pts	OP	
Green Bay	12	2	0	857	335	163
Baltimore	10	0	0	643	314	259
Los Angeles	6	6	0	571	289	212
San Francisco	6	6	2	500	320	325
DETROIT	4	9	1	417	294	272
Minnesota	4	9	1	308	206	317
Chicago	4	9	1	308	292	304

Eastern Division

W	L	T	Pct	Pts	OP	
Dallas	10	3	1	769	445	239
Cleveland	9	5	0	643	403	259
Philadelphia	9	5	0	643	326	340
St. Louis	8	5	1	615	264	265
Washington	7	7	0	500	351	355
Pittsburgh	5	8	1	385	316	347
Atlanta	3	11	0	214	214	437
New York	1	12	1	077	263	501

GB defeated Dal, 34-27, for NFL Championship. GB defeated KC (AFL), 35-10, in SB I.

IN 1966, Witt Chamberlain claims a record seventh-consecutive NBA scoring title, averaging 33.5 Points per game for Philadelphia.

1967

Record: 5-7-2, 3rd NFL Central

Date	W/L	Score	Opponent	Att
9/17	L	17-17	at Green Bay	50,861
9/24	W	31-14	Cleveland	57,363
10/1	L	29-39	at St. Louis	43,821
10/8	L	17-27	Green Bay	57,877
10/15	L	9-14	at Chicago	46,024
10/22	W	24-3	Atlanta	50,601
10/29	W	42-3	at San Francisco	31,950
11/5	L	13-27	Chicago	55,606
11/12	L	10-10	at Minnesota	40,032
11/19	L	7-41	at Baltimore	60,238
11/23	L	7-31	Los Angeles	54,389
12/3	L	14-24	Pittsburgh	47,713
12/10	W	30-7	at New York	63,011
12/17	W	14-3	Minnesota	44,874

Usual Starters

Offense

LE	81	Bill Malinchuk (6)
LT	89	Earl McCollough (6)
LG	63	Chuck Walton
C	54	Ed Flanagan
RG	75	John Gordy
RT	79	Charlie Bradshaw
RE	88	Ron Kramer (6)
QB	80	Jim Gibbons (6)
QB	14	Karl Sweetan (6)
HB	31	Milt Plum (6)
HB	23	Tom Watkins (6)
FB	24	Pat Studstill (5)
FL	25	John Henderson (4)

Defense

LE	78	Darris McCord
LT	71	Alex Karras
RT	82	Jerry Rush
RE	74	Larry Hand
LLB	59	Ernie Clark
MLB	53	Mike Lucci
RLB	55	Wayne Walker (5)
LB	50	Paul Naumoff (6)
RH	40	Lem Barney
RH	44	Dick LeBeau
LS	21	Bruce Maher
RS	48	Tom Vaughn

MVP: Mel Farr (Offense), Lem Barney (Defense)
Pro Bowl: Lem Barney (DB), Mel Farr (RB)

Team Statistics

	Det	(Avg)	Opp	(Avg)
Total Yards	3538	252.7	3528	252.0
Rushing Yards	1907	136.2	1795	128.2
Passing Yards	1631	116.5	1733	123.6
Points Scored	260	18.6	259	18.5

Lions Leaders

Rushing	Mel Farr	206-860, 3 TD
Passing	Milt Plum	86-172, 925 yds, 4 TD, 8 Int
Receiving	Mel Farr	39-317, 3 TD
Scoring	Mel Farr	36 pts (6 TD)
	Tom Nowatzke	36 pts (6 TD)
Punt Ret.	Tommy Watkins	15-57, 3.8 avg
KO Ret.	Tommy Vaughn	16-446, 27.9 avg
Punting	Pat Studstill	36-1,602, 44.5 avg
Interceptions	Lem Barney	10-232, 3 TD

NFL Standings

WESTERN CONFERENCE

Central Division	W	L	T	Pct	Pts	OP
Green Bay	9	4	1	.692	332	209
Chicago	7	6	1	.538	239	218
DETROIT	5	7	2	.417	260	259
Minnesota	3	8	3	.273	233	294

Coastal Division

Los Angeles	11	1	2	.917	398	196
Baltimore	11	7	0	.917	394	198
San Francisco	7	7	0	.500	273	337
Atlanta	1	12	1	.077	175	422

EASTERN CONFERENCE

Capital Division	W	L	T	Pct	Pts	OP
Dallas	9	5	0	.643	342	268
Philadelphia	6	7	1	.462	351	409
Washington	5	6	3	.455	347	353
New Orleans	3	11	0	.214	233	379

Century Division

Cleveland	9	5	0	.643	334	297
New York	7	7	0	.500	369	379
St. Louis	6	7	1	.462	353	356
Pittsburgh	4	9	1	.308	281	320

GB defeated LA, 26-7, for Western title. Dal defeated Cle, 52-14, for Eastern title. GB defeated Dal, 21-17, for NFL Championship. GB defeated Dal (AFL), 33-14, in SB II.

1968

Record: 4-8-2, 4th NFL Central

Date	W/L	Score	Opponent	Att
9/15	L	13-59	at Dallas	61,382
9/22	W	42-0	Chicago	50,688
9/29	W	23-17	at Green Bay	50,861
10/6	L	10-24	at Minnesota	44,289
10/13	W	28-10	at Chicago	46,936
10/20	T	14-14	Green Bay	57,902
10/27	L	7-14	San Francisco	53,555
11/3	L	7-10	at Los Angeles	77,982
11/10	L	10-27	Baltimore	55,170
11/17	L	6-13	Minnesota	46,654
11/24	T	20-20	New Orleans	46,152
11/28	L	0-12	Philadelphia	47,909
12/6	W	24-7	at Atlanta	49,437
12/15	L	3-14	at Washington	50,123

Usual Starters

Offense

LE	25	Earl McCollough
LT	73	Roger Shoals
LG	63	Chuck Walton
C	54	Ed Flanagan
RG	68	Frank Gallagher
RT	79	Charlie Bradshaw
TE	88	Charlie Sanders
QB	19	Bill Munson
FL	3	Bill Gambrell
RB	38	Bill Triplett
RB	24	Mel Farr (7)
RB	43	Dave Kopyay (5)

Defense

LE	78	John Baker
LT	71	Alex Karras
RT	82	Jerry Rush
RE	84	Joe Robb
LLB	50	Paul Naumoff
MLB	53	Mike Lucci
RLB	55	Wayne Walker
LH	20	Lem Barney
RH	44	Dick LeBeau
RS	28	Mike Weger
RS	48	Tom Vaughn

MVP: Mel Farr (Offense), Wayne Walker (Defense)
Pro Bowl: Lem Barney (DB), Charlie Sanders (TE)

Team Statistics

	Det	(Avg)	Opp	(Avg)
Total Yards	4022	287.3	3637	274.1
Rushing Yards	1702	121.6	1680	120.0
Passing Yards	2320	165.7	2157	154.1
Points Scored	207	14.8	241	17.2

Lions Leaders

Rushing	Mel Farr	128-597, 3 TD
Passing	Bill Munson	181-929, 2,311 yds, 15 TD, 8 Int
Receiving	Earl McCollough	40-580, 5 TD
Scoring	Mel Farr	42 pts (7 TD)
	Billy Gambrell	42 pts (7 TD)
Punt Ret.	Lem Barney	13-79, 6.1 avg
KO Ret.	Lem Barney	25-670, 26.8 avg, 1 TD
Punting	Jerry DePoyster	71-2,868, 40.4 avg
Interceptions	Lem Barney	7-82

NFL Standings

WESTERN CONFERENCE

Central Division	W	L	T	Pct	Pts	OP
Minnesota	8	6	0	.571	282	242
Chicago	7	7	0	.500	250	333
Green Bay	6	7	1	.462	281	227
DETROIT	4	8	2	.333	207	241

Coastal Division

Baltimore	13	1	0	.929	402	144
Los Angeles	10	3	1	.769	312	200
San Francisco	7	6	1	.538	303	310
Atlanta	2	12	0	.143	170	389

EASTERN CONFERENCE

Capital Division	W	L	T	Pct	Pts	OP
Dallas	12	2	0	.857	431	186
New York	7	6	0	.500	294	325
Washington	5	9	0	.357	249	358
Philadelphia	2	12	0	.143	202	352

Century Division

Cleveland	10	4	0	.714	394	273
St. Louis	9	4	1	.692	325	289
New Orleans	4	9	1	.308	245	327
Pittsburgh	2	11	1	.154	244	397

Bal defeated Min, 24-14, for Western title. Cle defeated Dal, 31-20, for Eastern title. Bal defeated Cle, 34-0, for NFL Championship. NY (AFL) defeated Bal, 16-7, in SB III.

IN 1968: Civil rights leader Dr. Martin Luther King Jr. is slain in Memphis.

1969

Record: 9-4-1, 2nd NFL Central

Date	W/L	Score	Opponent	Att
9/21	L	13-16	at Pittsburgh	51,360
9/28	W	24-0	New York	54,358
10/5	W	29-21	at Cleveland	82,833
10/12	L	17-28	Green Bay	58,384
10/19	W	13-7	Chicago	54,732
10/26	L	13-24	at Minnesota	47,900
11/2	W	26-14	at San Francisco	35,100
11/9	W	27-21	Atlanta	53,242
11/16	W	20-0	St. Louis	51,749
11/23	W	16-10	at Green Bay	50,861
11/27	L	0-27	Minnesota	57,906
12/7	T	17-17	at Baltimore	60,238
12/14	W	28-0	Los Angeles	53,255
12/21	W	20-3	at Chicago	41,879

Usual Starters

Offense

WR	25	Earl McCollough
LT	73	Roger Shoals
LG	63	Chuck Walton
C	54	Ed Flanagan
RG	68	Frank Gallagher
RT	76	Rockne Freitas
TE	88	Charlie Sanders
WR	49	Larry Walton
QB	19	Bill Munson (7)
QB	11	Greg Landry (7)
RB	38	Wallace Triplett
RB	40	Nick Eddy (7)
RB	24	Mel Farr (5)

Defense

LE	84	Joe Robb
LT	71	Alex Karras
RT	82	Jerry Rush
RE	74	Larry Hand
LLB	50	Paul Naumoff
MLB	53	Mike Lucci
RLB	55	Wayne Walker
LCB	20	Lem Barney
RCB	44	Dick LeBeau
LS	28	Mike Weger
RS	48	Tom Vaughn

MVP: Charlie Sanders (Offense), Mike Lucci (Defense)
Pro Bowl: Lem Barney (DB), Ed Flanagan (C), Charlie Sanders (TE)

Team Statistics

	Det	(Avg)	Opp	(Avg)
Total Yards	3355	239.6	3955	282.5
Rushing Yards	1755	125.4	1223	87.4
Passing Yards	1600	114.3	2732	195.1
Points Scored	259	18.5	188	13.4

Lions Leaders

Rushing	Wallace Triplett	111-377, 3 TD
Passing	Bill Munson	80-166, 1,062 yds, 7 TD, 8 Int
Receiving	Charlie Sanders	42-636, 3 TDs
Scoring	Errol Mann	101 pts (25 FG, 26 PAT)
Punt Ret.	Lem Barney	9-91, 21.2 avg, 1 TD
KO Ret.	Bobby Williams	17-563, 33.1 avg, 1 TD
Punting	Lem Barney	66-2,243, 34.1 avg
Interceptions	Lem Barney	8-126

NFL Standings

WESTERN CONFERENCE

Central Division	W	L	T	Pct	Pts	OP
Minnesota	12	2	0	.857	379	133
DETROIT	9	4	1	.692	259	186
Green Bay	6	6	0	.571	269	221
Chicago	1	13	0	.071	210	359

Coastal Division

Los Angeles	11	3	0	.786	320	243
Baltimore	8	5	1	.615	279	268
Atlanta	6	8	0	.429	276	268
San Francisco	4	8	2	.333	277	319

EASTERN CONFERENCE

Capital Division	W	L	T	Pct	Pts	OP
Dallas	11	2	1	.846	369	223
Washington	7	5	2	.583	307	319
New Orleans	5	9	0	.357	311	393
Philadelphia	4	9	1	.308	279	377

Century Division

Cleveland	10	3	1	.769	351	300
New York	6	8	0	.429	264	298
St. Louis	4	9	1	.308	314	389
Pittsburgh	1	13	0	.071	218	405

Min defeated LA, 23-20, for Western title. Cle defeated Dal, 36-14, for Eastern title. Min defeated Cle, 27-7, for NFL championship. KC (AFL) defeated Min, 23-7, in SB IV.

IN 1969: Apollo II astronauts Neil Armstrong, Edwin Aldrin and Michael Collins make man's first moon landing.

1970

Record: 10-4, 2nd NFC Central

Date	W/L	Score	Opponent	Att
9/20	W	40-0	at Green Bay	56/263
9/27	W	38-3	Cincinnati	58/279
10/6	W	28-14	Chicago	58/210
10/11	L	10-31	at Washington	50/414
10/18	W	41-24	at Cleveland	83/577
10/25	W	16-10	at Chicago	45/332
11/1	L	17-30	Minnesota	58/210
11/7	L	17-19	at New Orleans	69/310
11/15	L	20-24	at Minnesota	47/300
11/22	W	28-7	San Francisco	56/232
11/26	W	28-14	Oakland	56/557
12/6	W	16-3	St. Louis	56/362
12/14	W	28-23	at Los Angeles	79/441
12/20	W	20-0	Green Bay	57/387
NFC Playoffs				
12/26	L	0-5	at Dallas	73/167

Usual Starters

Offense		Defense	
WR	25 Earl McCulloch (8)	LE	83 Jim Mitchell (8)
	62 Chuck Hughes (6)		84 Joe Robb (6)
LT	73 Roger Shiels	LT	71 Alex Karras
LG	63 Chuck Walton	RT	82 Jerry Rush
C	54 Ed Flanagan	RE	74 Larry Hand
RG	68 Frank Gallagher	LB	59 Paul Naumoff
RT	76 Rocky Freitas	MLB	65 Mike Lucci
TE	88 Charlie Sanders	RLB	66 Wayne Walker
WR	49 Larry Walton	LCB	20 Lem Barney
QB	19 Bill Munson	RQB	44 Dick LeBeau
RB	42 Albie Taylor	LS	29 W. Rasmussen (8)
RB	24 Mel Farr	RS	49 Tom Vaughn (7)

Pro Bowl Selections: Mel Farr (RB), Ed Flanagan (C), Paul Naumoff (LB), Charlie Sanders (TE)

Team Statistics

	Det	Opp
Total First Downs	463	359
Rushing	243	186
Passing	115	61
Penalty	107	112
Total Net Yards	3984	3448
Avg. Per Game	284.6	246.3
Total Plays	844	756
Avg. Per Play	4.7	4.6
Net Yards Rushing	2127	1152
Avg. Per Game	151.9	82.3
Total Rushes	514	362
Net Yards Passing	2121	2491
Avg. Per Game	151.5	177.9
Sacked/Yards Lost	36/264	23/195
Gross Yards	3169	4001
Att./Completions	594/167	371/194
Completion Pct.	28.3	52.3
Had Intercepted	12	26
Punts/Average	62/40.0	70/39.1
Penalties/Yards	58/659	90/805
Fumbles/Ball Lost	41/15	30/16
Touchdowns	41	22
Rushing	16	14
Passing	19	14
Returns	6	1

Points Scored

	Q1	Q2	Q3	Q4	OT	Pts
Lions	65	11	21	74	-	217
Opponents	61	44	23	70	-	202

Scoring

	TD	Ru	Pa	Rt	PAT	FG	S	Pts
Mann	0	0	0	0	41/41	20/29	0	101
Farr	11	0	0	0	0/0	0/0	0	66
Sanders	6	0	0	0	0/0	0/0	0	36
Walton	0	0	0	0	0/0	0/0	0	24
McCulloch	4	4	4	0	0/0	0/0	0	24
Taylor	4	4	2	2	0/0	0/0	0	24
Barney	2	2	2	3	0/0	0/0	0	18
Owens	2	2	2	0	0/0	0/0	0	12
Eddy	2	2	2	0	0/0	0/0	0	12
Landry	1	1	1	0	0/0	0/0	0	6
Triplet	1	1	1	0	0/0	0/0	0	6
Hand	1	1	1	1	0/0	0/0	0	6
Weger	1	1	1	0	0/0	0/0	0	6
Williams	0	0	0	0	0/0	0/0	0	0
Lions	41	76	19	6	41/41	20/29	0	247
Opponents	22	7	14	1	22/22	16/26	0	202

Rushing

	Att	Yds	Avg	Lg	TD
Farr	166	717	4.3	34	11
Taylor	25	66	2.6	16	4
Landry	48	156	3.3	16	1
Triplet	48	156	3.3	16	1
Owens	36	122	3.4	23	2
Eddy	18	47	2.6	9	1
Munson	9	35	3.7	11	0
Walton	20	60	3.0	16	0
Maxwell	9	27	3.0	10	0
McCulloch	9	27	3.0	10	0
Lions	514	2127	4.1	76	16
Opponents	362	1152	3.2	28	7

	Rec	Yds	Avg	Lg	TD
Sanders	40	544	13.6	34	6
Walton	30	532	17.7	34	5
Farr	27	213	7.9	17	3
Taylor	15	121	8.1	17	1
McCulloch	15	116	7.7	16	1
Hughes	6	44	7.3	16	1
Triplet	6	52	8.6	16	1
Eddy	4	27	6.8	9	0
Owens	4	27	6.8	9	0
Brown	2	16	8.0	11	0
Cotton	1	8	8.0	8	0
Freitas	1	8	8.0	8	0
Lions	167	2121	12.7	58	19
Opponents	193	2491	12.8	79	14

	Att	Comp	Yds	Comp%	Avg	TD	Int	Int%	Lg	Sk/Y	Rtg
Landry	136	83	1072	61.0	7.8	9	6.6	9	8	58	67.9
Munson	158	84	1019	53.2	12.0	10	6.3	4	4	66	66.8
Lions	294	167	2121	56.8	7.2	19	6.5	12	4.1	58	36/284
Opponents	371	194	2491	52.3	6.7	14	3.8	26	7.6	79	23/195

	Int	Yds	Avg	Lg	TD
LeBeau	9	96	10.7	48	0
Barney	5	108	21.6	49	0
Weger	5	52	10.4	29	1
Rasmussen	2	21	10.5	14	0
Lucci	1	18	18.0	9	0
Hand	1	0	0.0	0	0
Williams	1	0	0.0	0	0
Vaughn	1	0	0.0	0	0
Lions	28	247	14.9	62	4
Opponents	12	174	14.5	42	1

	Pnt	Yds	Avg	Lg	TD
Weaver	62	2483	40.0	55	1
Lions	65	2483	40.0	55	1
Opponents	70	2736	39.1	58	1

	PR	FC	Yds	Avg	Lg	TD
Burney	25	0	253	10.1	6	0
Eddy	4	0	25	6.3	10	0
Vaughn	3	0	22	7.3	14	0
Walton	3	0	0	0.0	0	0
Lions	34	13	306	9.0	65	1
Opponents	29	12	24	3.9	24	0

	KR	Yds	Avg	Lg	TD
Williams	6	544	21.7	35	1
Eddy	6	168	28.0	24	0
Vaughn	3	66	22.0	23	0
Barney	3	96	48.0	74	0
Owens	2	50	25.0	23	0
Maxwell	2	20	10.0	20	0
Mooney	2	12	6.0	12	0
Naumoff	1	3	3.0	3	0
Lions	43	959	22.3	65	1
Opponents	67	1427	21.3	85	1

	FG	Yds	Avg	TD
Mann	19	816	42.9	50
Lions	19	816	42.9	50
Opponents	5/5	213	42.6	13

NFL Standings

NFC Central	W	L	T	Pct.	Pts	Opp	AFC Central	W	L	T	Pct.	Pts	Opp.	
Minnesota	12	2	4	0.857	335	143	Cincinnati	8	7	5	0.571	312	255	
DETROIT	10	4	0	0.714	347	202	Cleveland	0	0	0	0.000	266	265	
Chicago	6	6	0	0.429	196	293	Pittsburgh	5	9	0	0.357	210	272	
Green Bay	6	6	0	0.429	256	261	Houston	3	11	2	0.231	217	352	
AFC East							AFC East							
Dallas	10	4	0	0.714	299	221	Baltimore	11	2	1	0.846	321	234	
NY Giants	5	5	0	0.500	643	301	Miami	10	4	0	0.714	297	226	
St. Louis	5	1	0	0.833	325	228	NV Jets	4	10	0	0.286	255	286	
Washington	8	0	0	1.000	429	297	314	Buffalo	4	10	1	0.291	204	337
Philadelphia	3	6	0	0.333	241	332	Boston	3	12	0	0.200	148	361	
AFC West							AFC West							
San Francisco	10	3	1	0.769	352	267	Oakland	8	4	2	0.667	300	293	
Los Angeles	9	4	1	0.692	325	202	Kansas City	7	7	2	0.583	272	241	
Atlanta	4	8	2	0.333	206	261	San Diego	5	6	3	0.455	262	278	
New Orleans	2	11	0	0.154	172	347	Denver	5	5	1	0.385	253	284	

In 1970, four Kent State University students are slain by National Guardsmen at demonstration protesting incursion into Cambodia.

1971

Record: 7-6-1, 2nd NFC Central

Date	W/L	Score	Opponent	Att.
9/20	L	13-16	Minnesota	54/418
9/26	W	34-7	at New England	61/557
10/3	W	41-38	Atlanta	54/418
10/10	W	31-28	Green Bay	54/418
10/17	W	31-7	at Houston	45/885
10/24	L	23-28	Chicago	54/418
11/7	L	14-14	at Green Bay (Mil)	47/961
11/14	W	24-20	at Denver	51/200
11/21	W	23-3	Los Angeles	54/418
11/28	W	28-3	at Chicago	55/049
12/5	W	32-21	Kansas City	54/418
12/15	L	20-23	Philadelphia	54/418
12/21	L	10-29	at Minnesota	49/784
12/19	L	27-31	at San Francisco	45/580

Usual Starters

Offense	Defense
WR 25 Earl McCulloch	LE 83 Jim Mitchell
LT 75 Jim Yarbrough	RT 77 Dick Eye
LG 63 Dwyck Walton	RE 74 Jerry RUSH
C 94 Ed Flanagan	LB 74 Larry Hand
RG 66 Bob Kowalikowski	LLB 50 Paul Neumoff
RT 76 Rockne Freitas	MLB 53 Mike Lucci
TE 88 Charlie Sanders	RLB 55 Wayne Walker
WR 49 Larry Walton	LCB 20 Len Barney
QB 11 Greg Landry	ROB 40 Dick LeBarau
RB 42 Alvie Taylor	RS 28 Mike Weger
RB 36 Steve Owens	RS 48 Tom Vaughn

Pro Bowl Selections: Ed Flanagan (C), Greg Landry (QB), Mike Lucci (LB), Steve Owens (RB), Charlie Sanders (TE)

Team Statistics

Total First Downs	Def	Opp
Rushing	151	210
Passing	104	99
Penalty	34	14
Total Net Yards	457	359
Avg. Per Game	326.9	275.6
Total Plays	862	756
Avg. Per Play	5.3	5.1
Net Yards Rushing	237	192
Avg. Per Game	169.7	131.6
Total Rushes	532	432
Net Yards Passing	220	207
Avg. Per Game	157.2	144.1
Sacked/Yards Lost	31/252	18/146
Gross Yards	2453	2163
Att./Completions	299/157	306/163
Completion Pct.	52.5	53.3
Had Intercepted	10	8
Punts/Average	42/41.7	50/40.2
Penalties/Yards	69/738	87/942
Fumbles/Ball Lost	10/19	22/11
Touchdowns	39	35
Rushing	15	15
Passing	17	17
Returns	7	3

Points Scored	Q1	Q2	Q3	Q4	OT	Pts
Lions	70	117	96	58	0	341
Opponents	52	105	55	74	0	286

Scoring TD	Ru	Pa	Rt	PAT	FG	S	Pts
Mann	0	0	0	37/37	22/27	0	103
Owens	10	8	0	0/0	0/0	0	60
Taylor	4	0	0	0/0	0/0	0	30
Walton	5	5	0	0/0	0/0	0	30
Sanders	0	3	0	0/0	0/0	0	30
McCulloch	0	0	0	0/0	0/0	0	18
Landry	0	0	0	0/0	0/0	0	12
Jessie	0	0	0	0/0	0/0	0	12
Lucci	0	0	0	0/0	0/0	0	12
Farr	0	0	0	0/0	0/0	0	6
Barney	1	1	0	0/0	0/0	0	6
Bell	0	0	0	0/0	0/0	0	6
Weger	0	0	0	0/0	0/0	0	6
Walker	0	0	0	0/0	0/0	0	6
Lions	39	15	17	7	39/39	22/27	341
Opponents	35	15	17	7	35/35	13/25	286

Rushing	Att	Yds	Avg	Lg	TD
Owens	246	1035	4.2	53	9
Taylor	174	736	4.2	50	4
Landry	76	580	7.0	52	3
Farr	22	64	2.9	14	0
Gipson	4	12	3.0	5	0
Munson	3	9	3.0	6	0
Trickett	3	9	3.0	6	0
Jessie	1	0	0.0	0	0
Walton	1	-7	-7.0	-7	0
McCulloch	1	-7	-7.0	-7	0
Lions	532	2376	4.5	52	15
Opponents	432	1842	4.3	41	15

Receiving	Rec	Yds	Avg	Lg	TD
Owens	32	350	10.9	74	2
Sanders	31	502	16.2	49	5
L Walton	30	491	16.4	60	1
McCulloch	26	270	10.4	64	1
Cotton	6	52	8.7	26	3
Farr	5	60	12.0	39	0
Jessie	4	87	21.8	51	0
Hughes	1	21	21.0	21	0
Gipson	1	21	21.0	21	0
Lions	157	2453	15.6	76	17
Opponents	163	2163	13.3	66	17

Passing	Att	Comp	Yds	Comp%	Avg	TD	Int	Int%	Sk/Y	Rtg
Landry	281	136	2237	48.4	8.1	13	8	76	29/232	87.9
Munson	38	21	216	55.3	5.8	1	2	34	15	68.8
L Walton	0	0	0	0.0	0.0	0	0	0	0	0.0
Lions	299	157	2453	52.5	8.2	17	5.7	76	21/252	79.5
Opponents	306	163	2163	53.3	7.0	17	5.6	66	18/146	64.5

Interceptions	Int	Yds	Avg	Lg	TD
LeBarau	6	74	12.7	40	0
Lucci	4	14	3.5	27	0
Rasmussen	3	31	7.8	19	0
Barney	3	78	26.0	20	0
Walker	2	16	8.0	8	0
Weger	1	16	16.0	16	0
Vaughn	1	8	8.0	8	0
Lions	22	295	13.4	40	3
Opponents	14	147	10.8	51	1

Punting	Pnt	Yds	Avg	Lg	B
Weaver	42	1752	41.7	63	2
Lions	58	2329	40.2	61	1
Opponents	48	2329	46.2	63	1

Punt Returns	PR	FC	Yds	Avg	Lg	TD
Barney	14	6	122	8.7	36	0
L Walton	6	0	36	6.0	19	0
Vaughn	2	2	10	5.0	16	0
Thompson	0	0	4	4.0	4	0
Hughes	0	0	0	0.0	0	0
Lions	23	19	84	8.4	38	0
Opponents	18	11	6.2	15	0	

Kickoff Returns	KR	Yds	Avg	Lg	TD
Jessie	16	470	29.4	102	2
Barney	2	222	111.0	48	0
Clark	2	216	108.0	55	0
Gipson	1	105	105.0	27	0
Williams	1	112	112.0	40	0
Trickett	3	107	35.7	38	0
Person	2	26	13.0	15	0
Mooney	2	8	4.0	8	0
Lions	51	1233	24.2	102	2
Opponents	70	1627	23.2	48	0

Field Goals	Mann	20-29	30-39	40-49	50+
Lions	8/8	8/9	7/8	0/3	0/3
Opponents	0/0	8/8	9/9	8/11	0/3

NFL Standings	W	L	T	Pct.	Pts.	OP	AFC Central	W	L	T	Pct.	Pts.	OP
NFC Central	11	3	0	.786	245	139	Cleveland	6	5	0	.545	243	273
Minnesota	7	6	0	.538	241	286	Pittsburgh	9	0	0	1.000	429	246
DETROIT	6	6	0	.500	185	276	Houston	4	9	1	.308	251	330
Chicago	4	6	2	.333	274	298	Cincinnati	4	10	0	.286	284	285
Green Bay	4	6	2	.333	274	298	AFC East						
NFC East	11	3	0	.786	406	222	Miami	10	3	1	.769	315	174
Baltes	9	4	1	.692	276	190	Baltimore	10	4	0	.714	313	140
Washington	6	7	1	.462	271	302	New England	6	8	0	.429	239	325
Philadelphia	4	9	1	.308	231	279	NV Jets	6	8	0	.429	212	299
St. Louis	4	9	1	.308	231	279	Buffalo	1	13	0	.071	184	394
NV Giants	4	10	0	.286	228	362	AFC West						
NFC West	9	5	0	.643	300	216	Kansas City	10	3	1	.769	302	208
San Francisco	8	5	1	.615	313	260	Oakland	6	4	2	.667	344	278
Los Angeles	4	6	1	.400	274	277	San Diego	6	8	0	.429	311	341
Atlanta	4	6	2	.333	266	347	Denver	4	8	1	.308	203	275
New Orleans	4	8	2	.333	266	347							

Dal defeated Min, 20-12, and SF defeated Was, 24-20, in NFC playoffs. Dal defeated SF, 14-3, for NFC title. Mia defeated KC, 27-24, and Bal defeated Cle, 20-3, in AFC playoffs. Mia defeated Bal, 21-0, for AFC title. Dal defeated Mia, 24-3, for NFL title in SB VI.

IN 1971: The 26th Amendment to the U. S. Constitution lowers voting age to 18.

1972

Record: 8-5-1, 2nd NFC Central

Date	W/L	Score	Opponent	Att.
9/17	W	30-16	NY Giants	54/418
9/24	L	10-34	Minnesota at Chicago	55/701
10/1	W	28-34	at Atlanta	58/701
10/8	W	26-23	San Diego	58/850
10/16	L	23-24	Green Bay	54/418
10/22	W	34-20	San Diego	54/371
10/30	L	24-28	at Dallas	65/378
11/5	W	14-0	Chicago at Minnesota	54/418
11/12	L	14-0	at Minnesota	49/784
11/19	W	27-14	New Orleans	53/552
11/23	W	37-20	NY Jets	54/418
12/3	L	7-33	at Green Bay	55/263
12/10	L	21-21	at Buffalo	41/583
12/17	W	34-17	at Los Angeles	71/61

Usual Starters

Offense	Defense
WR 89 Ron Jessie	LE 83 Jim Mitchell
LT 75 Jim Yarbrough	LT 70 Larry Woods
LG 63 Dwyck Walton	RT 73 Bob Bell
C 94 Ed Fiasagan	RE 74 Larry Hand
RG 66 Bob Kowalikowski	LLB 50 Paul Neumoff
RT 76 Rockne Freitas	MLB 53 Mike Lucci
TE 88 Charlie Sanders	RLB 55 Wayne Walker
WR 49 Larry Walton	LCB 20 Leri Barney
QB 11 Greg Landry	RCB 28 Rudy Hedmond
RB 82 Albie Taylor	P 28 Mike Wiegler
RB 36 Steve Owens	RS 44 Dick LeBeau

Pro Bowl Selections: Leri Barney (QB), Rocky Freitas (TE)

Team Statistics

Det	Opp
Total First Downs	290
Rushing	120
Passing	103
Penalty	23
3rd Down: Made/Att	88/183
3rd Down Pct.	48.1
Total Net Yards	4000
Avg. Per Game	266.8
Total Plays	824
Avg. Per Play	5.2
Net Yards Rushing	2024
Avg. Per Game	134.4
Total Rushes	481
Avg. Per Game	31.4
Net Yards Passing	2004
Avg. Per Game	133.6
Sacked/Yards Lost	27/142
Gross Yards	2283
Att./Completions	305/155
Completion Pct.	50.8
Had Intercepted	18
Punts/Average	43/40.3
Penalties/Yards	48/417
Fumbles/Ball Lost	17/7
Touchdowns	40
Rushing	20
Passing	19
Returns	1

Points Scored	Q1	Q2	Q3	Q4	OT	Pts
Lions	46	20	10	11	0	339
Opponents	41	86	72	91	0	290

Scoring TD	Ru	Pa	Rt	PAT	FG	S	Pts
Mann	0	0	0	30/39	20/29	0	98
Landry	9	9	0	0	0	0	54
Taylor	6	6	0	0	0	0	36
Walton	4	4	0	0	0	0	24
Owens	4	4	0	0	0	0	24
Jessie	4	4	0	0	0	0	24
Farr	3	3	0	0	0	0	18
Sanders	2	2	0	0	0	0	12
Barnes	1	1	0	0	0	0	6
Cotton	1	1	0	0	0	0	6
Hilton	1	1	0	0	0	0	6
Eddy	1	1	0	0	0	0	6
McCullouch	1	1	0	0	0	0	6
Redmond	1	1	0	0	0	0	6
Zofko	0	0	0	0	0	0	0
Lions	40	20	19	31/40	20/29	0	339
Opponents	34	14	18	32/34	18/34	0	280

Rushing	Att	Yds	Avg	Lg	TD
Taylor	154	658	4.3	38t	4
Landry	81	524	6.5	38	9
Owens	143	516	3.6	18	3
Farr	62	316	5.1	42	0
Sanders	77	48	0.6	9	0
Triplett	7	28	4.0	0	0
Zofko	8	28	3.5	0	0
Eddy	8	28	3.5	0	0
Munson	0	0	0.0	0	0
Lions	473	2021	4.3	38t	20
Opponents	491	2204	4.5	43	14

Receiving	Rec	Yds	Avg	Lg	TD
Taylor	29	250	8.6	40t	2
Sanders	27	416	15.4	38	3
Walton	24	485	20.3	48t	4
Jessie	24	424	17.7	62t	6
Owens	15	106	7.1	15	0
Farr	10	192	19.2	42	0
Cotton	8	129	16.1	35	0
Hilton	8	133	16.6	56t	0
McCullouch	5	96	19.2	33	1
Barnes	5	58	11.6	17	0
Zofko	4	46	11.5	17	0
Eddy	3	46	15.3	36t	0
Lions	155	2283	14.7	82t	19
Opponents	141	2146	12.5	58t	18

Passing	Att	Comp	Yds	Comp%	Avg	TD	INT%	Int	Lg	Sa/V	Rtg
Landry	288	134	2066	50.0	7.7	18	6.7	63	82t	25/49	71.8
Munson	35	20	194	57.1	5.5	0	2.9	7	29t	0	70.4
McCullouch	1	1	23	100.0	23.0	0	0.0	0	23	0/0	181.3
Jessie	1	0	0	0.0	0.0	0	0.0	0	0	0/0	2.1
Lions	305	155	2283	50.8	7.49	19	5.9	82t	82t	26/49	71.8
Opponents	312	171	2146	54.8	6.88	18	5.8	32	58t	21/42	78.6

Interceptions	Yds	Avg	Lg	TD
Barney	3	88	29.3	0
Redmond	3	91	45.5	0
Rasmussen	3	0	0.0	0
Lucci	2	4	2.0	0
Neumoff	2	4	2.0	0
Mitchell	1	0	0.0	0
C. Weaver	1	0	0.0	0
Lions	12	184	15.3	0
Opponents	18	294	16.3	0

Punting	Pnt	Yds	Avg	Lg	B
Weaver	43	1734	40.3	55	0
Lions	43	1734	40.3	55	0
Opponents	46	1783	38.8	53	0

Punt Returns	PR	FC	Yds	Avg	Lg	TD
Barney	15	8	108	7.2	26	0
L. Walton	3	8	27	9.0	0	0
Lions	18	14	100	5.6	26	0
Opponents	26	6	321	12.3	80t	1

Kickoff Returns	KR	Yds	Avg	Lg	TD
Jessie	23	558	24.3	52	0
Zofko	26	616	23.7	49	0
Barney	17	171	10.1	17	0
Triplett	1	5	5.0	5	0
Orvis	1	9	9.0	9	0
L. Walton	0	0	0.0	0	0
Lions	52	1304	25.1	62	0
Opponents	68	1593	23.4	92t	1

Field Goals	Mann	Yds	Avg	Lg	TD
Lions	19	328	17.2	36	0
Opponents	14	278	19.9	37/4	0/1

NFL Standings	W	L	T	Pct	Pts	DP	AFC Central	W	L	T	Pct	Pts	DP
AFC Central							Pittsburgh	11	3	0	.786	343	75
Green Bay	10	4	0	.714	304	226	Cleveland	10	4	0	.714	268	249
DETROIT	9	5	1	.607	330	250	Cincinnati	8	6	0	.571	298	228
Minnesota	7	7	0	.500	301	252	Houston	1	13	0	.071	164	380
Chicago	4	9	1	.321	225	275	AFC East						
AFC East							Washington	11	3	0	.786	336	218
Washington	11	3	0	.786	336	218	Dallas	10	4	0	.714	319	240
Dallas	10	4	0	.714	319	240	NY Giants	9	5	0	.643	297	274
NY Giants	9	5	0	.643	297	274	St. Louis	4	9	0	.303	193	303
St. Louis	4	9	0	.303	193	303	Philadelphia	2	11	1	.179	145	352
Philadelphia	2	11	1	.179	145	352	NFC West						
NFC West							San Francisco	8	5	1	.607	353	249
San Francisco	8	5	1	.607	353	249	Atlanta	8	7	0	.500	269	274
Atlanta	8	7	0	.500	269	274	Los Angeles	6	7	1	.464	291	286
Los Angeles	6	7	1	.464	291	286	New Orleans	5	11	1	.310	215	381
New Orleans	5	11	1	.310	215	381	AFC West						
AFC West							Oakland	10	10	3	.500	266	248
Oakland	10	10	3	.500	266	248	Kansas City	0	0	0	.000	571	287
Kansas City	0	0	0	.000	571	287	Denver	1	1	0	.500	325	350
Denver	1	1	0	.500	325	350	San Diego	4	8	0	.333	264	344
San Diego	4	8	0	.333	264	344							

Dal defeated SF, 30-26, and was defeated GB, 16-3, in NFC playoffs. Was defeated Dal, 26-3, for NFC title. Mia defeated Cle, 20-14, and Pitt defeated Dak, 13-7, in AFC playoffs. Mia defeated Pitt, 21-17, for AFC title. Mia defeated Was, 14-7, for NFL title in SB VII.

IN 1972: Five men are apprehended by police in attempt to bug Democratic National Committee headquarters in Washington D.C.'s Watergate complex.

1973

Record: 6-7-1, 2nd NFC Central

Date	W/L	Score	Opponent
9/16	L	10-24	at Pittsburgh
9/23	L	13-13	at Green Bay
10/1	W	31-9	Atlanta
10/7	L	9-23	Minnesota
10/14	L	13-20	at New Orleans
10/21	L	27-29	Baltimore
10/28	W	34-0	Green Bay
11/4	W	30-20	San Francisco
11/11	L	7-29	at Minnesota
11/18	W	30-7	at Chicago
11/22	L	0-20	Washington
12/2	W	20-16	at St. Louis
12/9	L	40-7	Chicago
12/15	L	7-34	at Miami

Usual Starters

Offense

WR	89	Ron Jessie
LT	75	Jim Yarbrough
LG	60	Guy Dennis
C	94	Ed Flanagan
RG	66	Bob Kowalewski
RT	76	Rockne Freitas
TE	88	Charlie Sanders
WR	49	Larry Walton
QB	11	Bryce Landry (I)
	16	Bill Munson (I)
RB	42	Altie Taylor
RB	36	Steve Owens

Pro Bowl Selections: Lem Barney (DB), Ed Flanagan (C)

Team Statistics

Total First Downs	237
Rushing	122
Passing	104
Penalty	11
3rd Down: Made/Att	67/187
3rd Down Pct.	35.8
Total Net Yards	4046
Avg. Per Game	289.0
Total Plays	860
Avg. Per Play	4.7
Net Yards Rushing	2133
Avg. Per Game	152.4
Total Rushes	486
Net Yards Passing	1913
Avg. Per Game	136.6
Sacked/Yards Lost	27/192
Gross Yards	2103
Att./Completions	527/171
Completion Pct.	32.3
Had Intercepted	19
Punts/Average	54/43.2
Penalties/Yards	64/594
Fumbles/Ball Lost	30/14
Touchdowns	30
Rushing	17
Passing	12
Returns	1

Points Scored

Lions	54
Opponents	55

Scoring

	TD	Ru	Pa	Rt	PAT	FG	S	Pts
Mann	0	0	0	0	14/14	8/13	0	53
O'Brien	0	0	0	0	14/14	8/14	0	53
Taylor	0	0	0	0	0/0	0/0	0	0
L. Walton	0	0	0	0	0/0	0/0	0	0
Mel Farr	4	4	0	0	0/0	0/0	0	24
Jessie	4	4	0	0	0/0	0/0	0	24
Owens	3	3	0	0	0/0	0/0	0	18
Landry	3	3	0	0	0/0	0/0	0	18
C. Sanders	2	2	0	0	0/0	0/0	0	12
Barnes	0	0	0	0	0/0	0/0	0	0
Crosswhite	0	0	0	0	0/0	0/0	0	0
Hilton	0	0	0	0	0/0	0/0	0	0
Jauron	0	0	0	0	0/0	0/0	0	0
McCullough	0	0	0	0	0/0	0/0	0	0
Lions	30	17	12	1	28/28	21/23	0	271
Opponents	26	10	15	1	25/26	22/31	0	247

Rushing

	Att	Yds	Avg	Lg	TD
Taylor	176	719	4.1	39	3
Owens	113	401	3.5	16	3
Mel Farr	47	373	7.9	32	18
Landry	42	267	6.4	24	2
Hooks	19	110	5.8	24	0
L. Walton	5	100	20.0	57	1
Munson	10	33	3.3	7	0
Zofko	3	33	11.0	8	1
Jessie	5	30	6.0	7	1
Crosswhite	1	30	30.0	7	1
H. Weaver	18	18	1.0	18	0
McCullough	2	12	6.0	13	0
Barney	2	9	4.5	7	1
C. Sanders	1	10	10.0	9	0
Cappelman	1	5	5.0	5	0
Lions	496	2133	4.3	57	17
Opponents	501	2117	4.2	35	10

Defense

LE	82	Ken Sanders
LT	80	Herb Drvis
RT	73	Bob Bell
RE	74	Larry Hand
LLB	50	Paul Neumoff
MLB	53	Mike Lucchi
RLB	59	Charlie Weaver
LCB	58	Lem Barney
RCB	58	Lew Johnson
RS	26	Mike Weager
	26	Dick Jauron

Interceptions

	Int	Yds	Avg	Lg	TD
Johnson	5	5	1.0	5	0
Jauron	4	4	1.0	4	0
Barney	4	4	1.0	4	0
Lucci	4	4	1.0	4	0
C. Weaver	2	2	1.0	2	0
Weper	2	2	1.0	2	0
Miller Farr	2	2	1.0	2	0
Lions	22	522	23.7	95	10
Opponents	19	171	9.0	30	0

Punting

	Pnt	Yds	Avg	Lg	FC
H. Weaver	54	2333	43.2	66	8
Lions	54	2333	43.2	66	8
Opponents	65	2700	41.5	58	0

Kickoff Returns

	KR	Yds	Avg	Lg	TD
Jauron	17	405	23.8	33	0
Taylor	12	295	24.6	50	0
Jessie	6	154	25.7	36	0
Thrower	5	54	10.8	33	0
Johnson	5	51	10.2	21	0
Hooks	5	52	10.4	26	0
Barney	2	28	14.0	28	0
Jolly	1	15	15.0	15	0
Zofko	0	0	0.0	0	0
Barnes	0	0	0.0	0	0
Dennis	0	0	0.0	0	0
Bermany	0	0	0.0	0	0
C. Weaver	0	0	0.0	0	0
Lions	50	1061	21.2	60	0
Opponents	58	1220	21.0	67	0

Field Goals

	1-19	20-29	30-39	40-49	50+
Mann	2/2	7/9	1/4	1/4	0/0
O'Brien	2/2	1/3	5/6	0/2	0/0
Lions	4/4	3/6	12/15	1/6	1/2
Opponents	4/4	10/10	5/10	3/7	0/0

NFL Standings

	W	L	T	Pct.	Pts	OP
NFC Central	6	7	1	.455	296	168
Minnesota	12	2	0	.857	296	168
Detroit	6	7	2	.484	271	247
Green Bay	6	7	2	.484	202	253
Chicago	3	11	0	.214	195	334
NFC East	10	4	0	.714	382	203
Dallas	10	4	0	.714	325	198
Washington	6	8	1	.429	283	233
Philadelphia	5	9	0	.357	310	233
St. Louis	2	12	0	.143	256	302
NFL West	11	1	1	.773	228	382
San Francisco	9	5	0	.643	318	224
Los Angeles	12	2	0	.857	388	178
Atlanta	9	5	0	.643	318	224
New Orleans	6	9	0	.400	262	319
San Diego	5	9	0	.357	163	312

AFC Standings

	W	L	T	Pct.	Pts	OP
AFC Central	10	4	0	.714	266	231
Cincinnati	10	4	0	.714	347	210
Pittsburgh	1	13	0	.071	234	255
Cleveland	1	13	0	.071	199	447
Houston	1	13	0	.071	199	447
AFC East	12	2	0	.857	343	150
Miami	10	4	0	.714	266	231
Buffalo	7	5	0	.579	258	230
New England	7	5	0	.579	258	230
Baltimore	4	8	0	.333	179	188
NFL West	10	4	0	.714	266	231
AFC West	9	4	1	.679	292	175
Oakland	7	5	2	.571	231	192
Denver	7	5	2	.571	359	296
Kansas City	2	11	1	.154	179	188
San Diego	2	11	1	.154	179	188

Min defeated Was, 27-20, and Dal defeated LA, 27-16, in NFC playoffs. Min defeated Dal, 27-10, for NFC title. Mia defeated Cin, 34-16, and Dak defeated Phil, 33-14, in AFC playoffs. Mia defeated Dak, 27-10, for AFC title. Mia defeated Min, 24-7, for NFL title in SB VIII.

	Rec	Yds	Avg	Lg	TD
C. Sanders	28	433	15.5	34	2
Taylor	27	252	9.3	35	0
Mel Farr	24	193	8.0	30	0
L. Walton	22	232	10.6	30	0
Jessie	22	305	14.0	30	4
McCullough	20	364	18.2	34	3
Hilton	9	179	19.9	42	1
Barnes	7	70	11.7	31	1
Zofko	4	43	10.8	31	1
O'Brien	1	16	16.0	16	0
Hooks	1	4	4.0	4	0
Crosswhite	1	4	4.0	4	0
Lions	171	2105	12.3	84	12
Opponents	173	2058	11.9	66	15

	Att	Com	Yds	Cmp%	Avg	TD	Int%	Int%	Sk/Y	Rto
Munson	187	95	1129	50.8	6.04	9	4.8	4.3	54	14/94
Landry	128	70	908	54.7	7.09	10	2.3	10	7.8	84/4
Cappelman	11	5	38	45.5	3.00	0	0.0	0.0	9.1	0/0
Zofko	1	1	38	100.0	38.00	0	0.0	0.0	38	0/0
Lions	327	171	2105	52.3	6.47	12	4.1	19	5.8	84/271/92
Opponents	352	173	2058	52.1	6.19	15	4.5	22	6.6	66/33/270

	Int	Yds	Avg	Lg	TD
Johnson	5	5	1.0	5	0
Jauron	4	4	1.0	4	0
Barney	4	4	1.0	4	0
Lucci	4	4	1.0	4	0
C. Weaver	2	2	1.0	2	0
Weper	2	2	1.0	2	0
Miller Farr	2	2	1.0	2	0
Lions	22	522	23.7	95	10
Opponents	19	171	9.0	30	0

	Pnt	Yds	Avg	Lg	FC
H. Weaver	54	2333	43.2	66	8
Lions	54	2333	43.2	66	8
Opponents	65	2700	41.5	58	0

	PR	Yds	Avg	Lg	TD
Barney	27	27	1.0	4	0
Jauron	6	6	1.0	4	0
L. Walton	1	1	1.0	1	0
Jolly	0	0	0.0	0	0
Lions	35	35	1.0	4	0
Opponents	30	30	1.0	4	0

	KR	Yds	Avg	Lg	TD
Jauron	17	405	23.8	33	0
Taylor	12	295	24.6	50	0
Jessie	6	154	25.7	36	0
Thrower	5	54	10.8	33	0
Johnson	5	51	10.2	21	0
Hooks	5	52	10.4	26	0
Barney	2	28	14.0	28	0
Jolly	1	15	15.0	15	0
Zofko	0	0	0.0	0	0
Barnes	0	0	0.0	0	0
Dennis	0	0	0.0	0	0
Bermany	0	0	0.0	0	0
C. Weaver	0	0	0.0	0	0
Lions	50	1061	21.2	60	0
Opponents	58	1220	21.0	67	0

	1-19	20-29	30-39	40-49	50+
Mann	2/2	7/9	1/4	1/4	0/0
O'Brien	2/2	1/3	5/6	0/2	0/0
Lions	4/4	3/6			

1974

Record: 7-7, 2nd NFC Central

Date	W/L	Score	Opponent	Att
9/15	L	9-17	at Chicago	55/202
9/22	L	6-7	Minnesota	49/205
9/29	L	19-21	at Green Bay (Mil)	47/235
10/6	L	13-16	at Los Angeles	64/387
10/14	W	17-13	San Francisco	49/256
10/20	W	20-16	at Minnesota	48/501
10/27	W	19-14	Green Bay	54/418
11/3	W	19-14	at Oakland	49/127
11/10	W	13-25	New Orleans	54/220
11/17	W	20-19	NY Giants	45/859
11/24	W	34-17	Chicago	47/376
11/28	W	27-31	Denver	53/314
12/8	W	23-19	at Cincinnati	59/575
12/15	L	17-28	Philadelphia	66/352

Usual Starters

Offense

WR	89	Ron Jessie
LT	75	Jim Yarbrough
LG	63	Chuck Walton
C	64	Ed Flanagan
RG	66	Bob Kowalkowski
RT	76	Rockne Freitas
TE	88	Charlie Sanders
WR	49	Larry Walton
QB	13	Bill Munson
RB	36	Steve Owens
RB	30	Jim Hooks

Pro Bowl Selections: Dick Jauron (DB), Charlie Sanders (TE)

Defense

DE	82	Ken Sanders
LT	80	Herb Drvis
RT	83	Jim Mitchell
RE	74	Larry Hand
LB	50	Paul Naumoff
MLB	52	Jim Laslavic
RLB	59	Charlie Weaver
DB	20	Lem Barney
ROB	25	Levi Johnson
S	40	Charlie West
KS	26	Dick Jauron

Total Statistics

	Det	Opp
Total First Downs	211	270
Rushing	68	127
Passing	114	124
Penalty	9	19
3rd Down, Made/Att	63/177	63/202
3rd Down Pct.	35.6	31.2
Total Net Yards	3653	4338
Avg. Per Game	280.9	336.9
Total Plays	619	915
Avg. Per Play	4.5	4.7
Net Yards Rushing	1433	2102
Avg. Per Game	102.4	150.1
Total Rushes	337	406
Net Yards Passing	2220	2236
Avg. Per Game	168.6	159.7
Sacked/Yards Lost	35/255	24/187
Gross Yards	2475	2423
Att./Completion	377/216	405/219
Completion Pct.	57.3	54.1
Had Intercepted	17	11
Punts/Average	73/38.2	62/37.2
Penalties/Yards	86/719	71/586
Fumbles/Ball Lost	10/6	25/14
Touchdowns	27	30
Rushing	13	17
Passing	11	13
Returns	3	0

Points Scored

Lions	39	80	53	84	-	256
Opponents	40	86	93	51	-	270

Scoring TD

	Ru	Pa	Rt	PAT	FG	S	Pts
Mann	0	0	0	23/26	23/32	0	92
Taylor	6	0	0	0/0	0/0	0	36
Jessie	4	3	0	0/0	0/0	0	24
Johnson	3	0	0	0/0	0/0	0	18
Owens	3	0	0	0/0	0/0	0	18
C. Sanders	0	0	0	0/0	0/0	0	0
L. Walton	0	0	0	0/0	0/0	0	0
Crosswhite	1	1	0	0/0	0/0	0	6
Jones	1	1	0	0/0	0/0	0	6
Landry	1	1	0	0/0	0/0	0	6
Munson	1	0	0	0/0	0/0	0	6
Pickard	1	0	0	0/0	0/0	0	6
Mitchell	0	0	0	0/0	0/0	0	0
Lions	27	13	11	3	23/27	23/32	256
Opponents	30	17	13	3	28/30	23/32	270

Rushing

	Att	Yds	Avg	Lg	TD
Taylor	150	522	3.5	27	5
Owens	97	374	3.9	27	3
Jones	32	147	4.6	21	1
Hooks	44	143	3.3	19	0
Crosswhite	22	65	3.0	19	1
Landry	18	49	2.7	11	1
Munson	40	40	1.0	6	0
Bussey	9	22	2.4	7	0
Jessie	6	17	2.8	18	0
Zofko	3	6	2.0	3	0
Pickard	2	3	1.5	3	0
L. Walton	0	0	0.0	0	0
Wyche	0	0	0.0	0	0
Lions	397	1433	3.6	27	13
Opponents	486	2102	4.3	64	17

Receiving

	Rec	Yds	Avg	Lg	TD
Jessie	54	761	14.1	46	3
C. Sanders	42	532	12.7	47	3
L. Walton	31	404	13.0	48	3
Taylor	30	293	9.8	34	0
Owens	24	198	8.3	13	0
Hooks	9	53	5.9	16	0
Pickard	8	88	11.0	16	0
Jones	4	35	8.8	15	0
Bussey	4	34	8.5	16	0
Jarvis	4	67	16.8	9	0
Crosswhite	3	91	30.3	0	0
Zofko	3	11	3.7	4	0
Munson	1	6	6.0	6	0
Lions	216	2475	11.5	56	11
Opponents	219	2423	11.1	73	13

Passing

	Att	Cmp	Yds	Cmp%	Avg	TD	Int	Int%	Lg	Sk/Y	Rtg
Munson	292	166	1874	56.8	6.42	8	27	4.2	24	55	24/172
Landry	82	49	572	59.8	6.95	3	37	5.3	45	11	11/88
Walton	2	0	29	50.0	14.50	0	0	0.0	29	0	0/0
Wyche	1	0	0	0.0	0.00	0	0	0.0	0	0	0/0
Lions	377	216	2475	57.3	6.66	13	32	4.7	62	56	65/255
Opponents	405	219	2423	54.1	5.96	13	52	12.7	73	24/187	69.3

Interceptions

	Int	Yds	Avg	Lg	TD
Johnson	5	138	27.6	56	2
Barney	4	61	15.3	39	0
C. Weaver	3	3	1.0	3	0
Jauron	2	26	13.0	26	0
Davis	1	14	14.0	14	0
Laslavic	1	14	14.0	14	0
Naumoff	1	8	8.0	8	0
West	1	0	0.0	0	0
Lions	17	266	15.6	56	2
Opponents	11	149	13.5	37	0

Punting

	Pnt	Yds	Avg	Lg	B
H. Weaver	72	2772	38.5	61	0
Mann	13	19	1.5	18	2
Lions	85	2790	32.8	61	2
Opponents	62	2304	37.2	48	4

Punt Returns

	PR	FC	Avg	Lg	TD
Jauron	17	7	28.6	58	0
West	0	0	5.3	9	0
Davis	0	0	12.4	34	0
Barney	0	0	14.7	11	0
Capria	0	0	12.0	12	0
Lions	34	10	42.9	58	0
Opponents	37	10	7.4	45	0

Kickoff Returns

	KR	Avg	Lg	TD
Jones	927	24.4	39	0
Jarvis	90	18.0	23	0
Bussey	59	11.6	21	0
West	71	17.8	25	0
Jessie	55	27.5	31	0
Jauron	21	10.5	17	0
Zofko	12	9.5	17	0
L. Walton	12	32.0	32	0
Dennis	16	16.0	16	0
Crosswhite	11	11.0	11	0
Johnson	0	0.0	0	0
Lions	1293	20.9	39	0
Opponents	620	20.9	52	0

Field Goals

Mann	0/0	0/0	0/0	0/0	0/1
Lions	0/0	6/8	13/15	4/8	0/1
Opponents	2/2	5/6	6/7	7/15	0/1

NFL Standings

NFC Central	W	L	T	Pct.	Pts.	OP
Minnesota	10	4	0	.714	310	195
DETROIT	7	7	0	.500	256	270
Green Bay	6	8	0	.429	210	206
Chicago	4	10	0	.286	152	279

AFC Central

AFC Central	W	L	T	Pct.	Pts.	OP
Cincinnati	7	7	0	.500	236	294
Houston	7	7	0	.500	283	296
Cleveland	4	10	0	.286	251	344

NFC East

NFC East	W	L	T	Pct.	Pts.	OP
St. Louis	10	4	0	.714	295	218
Washington	10	4	0	.714	320	196
Dallas	8	6	0	.571	297	235
NY Jets	3	11	0	.214	111	271
Philadelphia	2	12	0	.143	135	259

AFC West

AFC West	W	L	T	Pct.	Pts.	OP
Los Angeles	10	4	0	.714	263	181
San Francisco	6	8	0	.429	226	236
New Orleans	5	9	0	.357	166	263
Atlanta	3	11	0	.214	111	271
Baltimore	2	12	0	.143	130	329

Min defeated St. L, 30-14, and LA defeated Was, 19-10, in NFC playoffs. Min defeated LA, 14-10, for NFC title. Pit defeated Buf, 32-14, and Dak defeated Mia, 28-26, in AFC playoffs. Pit defeated Dak, 24-13, for AFC title. Pit defeated Min, 16-6, for NFL title in SB IX.

IN 1974: Richard M. Nixon becomes the first U.S. President to resign from office.

1975

Record: 7-7, 2nd NFC Central

Date	W/L	Score	Opponent	Att
9/21	W	30-16	at Green Bay (Mil)	50/781
9/28	W	17-14	at Atlanta	45/218
10/6	L	10-36	Dallas	73/694*
10/12	W	27-7	Chicago	74/132
10/19	L	19-25	at Minnesota	47/87
10/26	L	8-24	at Houston	46/304
11/2	W	26-17	at San Francisco	43/209
11/9	W	21-10	Cleveland	75/283
11/16	W	19-10	Green Bay	73/945
11/23	L	21-24 (ot)	at Kansas City	55/161
11/27	L	0-20	Los Angeles	69/552
12/7	L	21-25	at Chicago	37/772
12/14	W	17-10	Minnesota	73/130*
12/21	L	13-24	St. Louis	54/656

*Silverdome sellout

Usual Starters

Offense	Defense
WR 45 Ray Jarvis	DE 89 Ken Sanders
TE 75 Jim Yarbrough	DT 74 Herb Davis
LT 16 Lynn Boden	RE 70 Larry Hand
C 83 Jim Morris	RE 70 Billy Howard
RG 66 Bob Kowalkowski	LLB 70 Paul Naumoff
RT 76 Rockne Freitas	MLB 59 Jim Laslavic
RB 88 Charlie Sanders	RLB 88 Charlie Weaver
WR 43 Marlin Briscoe	LB 88 Lem Barney
QB 14 Joe Reed	LS 29 Lew Johnson
HB 24 Dexter Bussey	RS 26 Charlie West
RB 42 Altie Taylor	RS 26 Dick Jauron

Pro Bowl Selections: Lem Barney (DB), Charlie Sanders (TE)

Team Statistics

	Det	Opp
Total First Downs	241	235
Rushing	111	100
Passing	111	116
Penalty	19	19
Total Net Yards	40/64	40/00
Avg. Per Game	290/2	295/7
Total Plays	635	678
Avg. Per Play	4.3	4.6
Net Yards Rushing	2147	1929
Avg. Per Game	153.4	137.8
Total Rushes	480	480
Net Yards Passing	2240	2377
Avg. Per Game	160.0	183.8
Sacked/Yards Lost	41/323	38/306
Gross Yards		
Att./Completions	362/183	360/181
Completion Pct.	50.6	50.3
Had Intercepted	12	20
Punts/Average	61/41.9	60/36.9
Penalties/Yards	95/638	85/794
Fumbles/Ball Lost	28/18	30/17
Touchdowns		
Rushing	10	15
Passing	15	16
Returns	4	3

Points Scored

	Q1	Q2	Q3	Q4	OT	Pts
Lions	54	49	61	82	0	246
Opponents	47	53	95	64	3	262

Scoring

	TD	Ru	Pa	Rt	PAT	FG	S	Pts
Mann	0	0	0	0	25/29	14/21	0	67
Briscoe	4	4	0	0	0/0	0/0	0	24
Bussey	4	4	2	2	0/0	0/0	0	24
Jarvis	4	4	0	0	0/0	0/0	0	24
Taylor	4	4	0	0	0/0	0/0	0	24
Sanders	2	2	0	0	0/0	0/0	0	12
King	2	2	0	0	0/0	0/0	0	12
Staggers	2	2	0	0	0/0	0/0	0	12
Ball	1	1	0	0	0/0	0/0	0	6
Davis	1	1	0	0	0/0	0/0	0	6
Johnson	1	1	0	0	0/0	0/0	0	6
O'Neil	1	1	0	0	0/0	0/0	0	6
Reed	1	1	0	0	0/0	0/0	0	6
B. Thompson	1	1	0	0	0/0	0/0	0	6
Price	15	15	4	4	25/29	14/21	1	245
Lions	29	10	12	3	25/29	14/21	1	245
Opponents	31	16	16	3	26/31	16/23	1	262

Rushing

	Att	Yds	Avg	Lg	TD
Bussey	157	686	4.4	32t	2
Taylor	195	638	3.3	24	4
B. Thompson	91	268	3.0	46t	1
Briscoe	61	280	4.6	26	0
King	61	193	3.2	26	0
Reed	34	92	2.7	22	0
Landry	2	4	2.0	14	0
Staggers	2	26	13.0	14	0
Jarvis	1	0	0.0	0	0
Munson	4	10	2.5	6	0
Briscoe	2	-8	-4.0	0	0
Hooks	1	0	0.0	0	0
L. Thompson	1	-12	-12.0	0	0
Lions	532	2147	4.0	46t	10
Opponents	480	1929	4.0	57t	12

Receiving

	Rec	Yds	Avg	Lg	TD
Sanders	37	486	13.1	32	3
Jarvis	37	501	13.5	32	4
Briscoe	31	347	11.2	44	0
Taylor	21	111	5.3	17	0
B. Thompson	19	122	6.4	22	0
Bussey	14	175	12.5	25	0
Staggers	14	174	12.4	23	0
King	13	81	6.2	22	0
Farmer	8	86	10.8	26	0
Franklin	7	109	15.6	30	0
McMakin	4	48	12.0	30	0
Hooks	3	5	1.7	5	0
Lions	183	2240	12.3	65t	16
Opponents	181	2377	13.1	56t	15

Passing

	Att	Comp	Yds	Comp%	Avg	TD	INT%	Int	Inf	Lg	Sk/Y	Rtg
Reed	191	85	1181	45.0	6.18	9	4.7	20	5.2	1.8	36t	68.6
Munson	109	55	626	50.5	5.74	5	5.5	11	1.8	36t	6/65	88.4
Landry	56	31	403	55.4	7.20	1	1.8	0	0.0	36	17/29	84.2
Concannon	2	1	30	50.0	15.00	0	0.0	0	0.0	30	1/8	106.3
Briscoe	1	0	0	0.0	0.00	0	0.0	0	0.0	0	0/0	5.1
King	1	0	0	0.0	0.00	0	0.0	0	0.0	0	1/1	11.1
H. Weaver	1	0	0	0.0	0.00	0	0.0	0	0.0	0	0/0	2.1
Lions	362	183	2240	50.6	6.19	15	4.1	12	3.3	65t	47/223	70.0
Opponents	360	181	2377	50.3	6.60	16	4.4	20	5.6	56t	38/306	63.2

Interceptions

	Int	Yds	Avg	Lg	TD
Barney	23	23	1.0	8	0
Jauron	9	47	5.2	8	0
Johnson	3	71	23.7	45	0
Laslavic	12	6	0.5	10	0
Naumoff	11	5	0.5	9	0
Davis	1	67	67.0	67	0
Hand	3	38	12.7	38	0
Weaver	3	31	10.3	31	0
Weger	3	23	7.7	23	0
Lions	20	315	15.8	67t	1
Opponents	12	82	6.8	29	0

Punting

	Pnt	Yds	Avg	Lg	B
Weaver	90	3361	42.7	61	0
Mann	30	34	1.1	34	0
Lions	81	3395	41.9	61	0
Opponents	80	2958	36.9	67	5

Punt Returns

	PR	Yds	Avg	Lg	TD
West	22	219	10.0	43	0
Barney	8	80	10.0	40	0
Jauron	2	29	14.5	10	0
Lions	36	328	9.1	43	0
Opponents	41	524	12.8	52t	1

Kickoff Returns

	KR	Yds	Avg	Lg	TD
B. Thompson	22	565	25.7	42	0
L. Thompson	12	271	22.6	35	0
King	11	117	10.6	29	0
Weger	4	42	10.5	20	0
West	4	41	10.3	20	0
Bussey	3	38	12.7	23	0
Hooks	8	8	1.0	8	0
Dunlap	19	19	1.0	19	0
Hennigan	13	13	1.0	13	0
Dennis	0	0	0.0	0	0
Lions	52	1114	21.4	42	0
Opponents	52	1084	20.5	49	0

Field Goals

	20-29	30-39	40-49	50+
Mann	17/17	6/6	4/9	3/5
Lions	17/17	6/6	4/9	3/5
Opponents	0/0	8/11	6/8	2/4

NFL Standings

NFC Central	W	L	T	Pct.	Pts	OP
Minnesota	12	2	0	.857	377	180
DETROIT	7	7	0	.500	245	262
Chicago	4	10	0	.286	181	376
Green Bay	4	10	0	.286	228	285
AFC Central	W	L	T	Pct.	Pts	OP
Baltimore	11	3	0	.786	356	276
Dallas	10	4	0	.714	350	268
Washington	8	6	0	.571	325	278
NY Giants	4	10	0	.286	236	306
Philadelphia	4	10	0	.286	225	302
NFC West	W	L	T	Pct.	Pts	OP
Los Angeles	12	2	0	.857	312	135
San Francisco	5	9	0	.357	255	286
Atlanta	4	10	0	.286	240	289
New Orleans	2	12	0	.143	165	380
AFC East	W	L	T	Pct.	Pts	OP
Cincinnati	11	4	0	.731	365	269
Houston	10	4	0	.714	357	222
Cleveland	5	11	0	.313	214	218
San Diego	5	11	0	.313	258	358
AFC West	W	L	T	Pct.	Pts	OP
Oakland	11	6	0	.643	375	255
Denver	6	9	0	.429	254	307
Kansas City	5	12	0	.294	262	341
San Diego	5	12	0	.294	185	345

Da defeated Min, 17-14, and LA defeated StL, 35-23, in NFC playoffs. Da defeated LA, 37-7, for NFC title. Pitt defeated Bal, 28-10, and Oak defeated Cin, 31-28, in AFC playoffs. Pitt defeated Dak, 16-10, for AFC title. Pitt defeated Dal, 21-17, for NFL title in SB X.

In 1975, "One Flew Over the Cuckoo's Nest" sweeps the Oscars for Best Picture, Director (Milos Forman), Actor (Jack Nicholson) and Actress (Louise Fletcher).

1976

Record: 6-8, 3rd NFC Central

Date	W/L	Score	Opponent	Att
9/12	L	3-10	at Chicago	54/125
9/19	L	24-10	Atlanta	50/840
9/26	L	24-10	Minnesota	77/232
10/3	L	14-24	at Green Bay	55/241
10/10	L	30-10	New England	80/174
10/17	W	7-20	at Washington	45/906
10/24	W	41-14	at Seattle	61/280
10/31	W	27-6	Green Bay	74/992
11/7	L	16-31	at Minnesota	48/135
11/14	L	16-17	at New Orleans	42/248
11/21	W	14-10	Chicago	78/042
11/25	W	27-14	Buffalo	66/875
12/5	L	10-24	at NY Giants	66/069
12/11	L	17-20	Los Angeles	73/470

*Silverdome sellout

Usual Starters

Offense		Defense	
WR	45 Ray Jarvis	LE	89 Ken Sanders
LT	62 Craig Hertwig	RT	74 Jim Mitchell
LB	65 Lynn Boden	RE	70 Larry Hand
C	83 Jim Morris	RE	70 Billy Howard
RG	66 Bob Kowalkowski	LLB	50 Paul Naumoff
RT	76 Rockne Freitas	MLB	50 Jim Lesaview
TE	88 Charlie Sanders	RLB	68 Lem Barney
WR	49 Larry Walton	LS	40 Charlie West
QB	11 Greg Landry	RS	28 James Hunter
RB	24 Dexter Bussey		
RB	25 Horace King		

Pro Bowl Selections: Lem Barney (DB), Charlie Sanders (TE)

Team Statistics

	Det	Opp
Total First Downs	259	161
Rushing	123	94
Passing	120	76
Penalty	16	21
3rd Down: Made/Att		
3rd Down Pct.		
Total Net Yards	4353	3587
Avg. Per Game	311	256
Total Plays	939	837
Avg. Per Play	4.6	4.2
Net Yards Rushing	2213	1901
Avg. Per Game	159	136
Total Rushes	116	486
Net Yards Passing	2140	1686
Avg. Per Game	153	120
Sacked/Yards Lost	67/490	28/218
Gross Yards		
Att./Completions	356/201	313/137
Completion Pct.	56.5	43.8
Had Intercepted	24	12
Punts/Average	84/39.0	83/40.6
Penalties/Yards	97/819	88/700
Fumbles/Ball Lost	38/21	27/15
Touchdowns	32	25
Rushing	20	13
Passing	10	11
Returns	3	1

Points Scored

	Q1	Q2	Q3	Q4	OT	Pts
Lions	49	56	34	81	.	220
Opponents	27	50	78	65	.	220

Scoring

	TD	Ru	Pa	Rt	PAT	FG	S	Pts
Ricardo	0	0	0	0	19/21	10/14		49
Sanders	0	0	0	0	0/0	0/0	0	30
Jarvis	0	0	0	0	0/0	0/0	0	30
D. Hill	0	0	0	0	0/0	0/0	0	30
Gaines	0	4	0	0	0/0	0/0	0	30
Mann	0	0	0	0	9/10	4/10	0	21
Bussey	0	3	0	0	0/0	0/0	0	18
Walton	0	3	0	0	0/0	0/0	0	18
Landry	1	0	0	0	0/0	0/0	0	6
Reed	1	0	0	0	0/0	0/0	0	6
Gaines	1	0	0	0	0/0	0/0	0	6
Hunter	1	0	0	0	0/0	0/0	0	6
Johnson	1	0	0	0	0/0	0/0	0	6
Barney	1	0	0	0	0/0	0/0	0	6
Lions	32	9	20	3	28/31	14/24	0	261
Opponents	25	13	11	3	25/25	13/28	0	220

Rushing

	Att	Yds	Avg	Lg	TD
Bussey	196	858	4.4	46	3
Gaines	135	659	4.9	29	4
King	93	365	3.9	26	0
Landry	11	63	5.7	14	0
Reed	11	63	5.7	14	0
B. Thompson	13	42	3.2	9	0
Lions	516	2213	4.3	46	9
Opponents	486	1901	3.8	56	13

	Rec	Yds	Avg	Lg	TD
Jarvis	39	822	21.1	74	5
Sanders	35	545	15.6	34	5
Bussey	28	218	7.8	24	0
Gaines	21	183	8.7	19	0
Walton	20	293	14.7	28	3
D. Hill	19	249	13.1	27	5
Lions	201	2140	10.7	74	20
Opponents	137	1686	12.3	69	11

	Att	Comp	Comp%	Yds	Avg	TD	TD%	Int	Int%	Lg	Sky	Rtg
Landry	291	168	57.7	2191	7.53	17	5.8	8	2.1	24	55/97	89.6
Reed	62	32	51.6	425	6.85	3	4.8	3	4.8	57	12/93	69.6
Weaver	1	0	0.0	0	0.0	0	0.0	0	0.0	0	0/0	72.9
Hill	1	0	0.0	0	0.0	0	0.0	0	0.0	0	0/0	67.0
Lions	356	201	56.5	2,630	7.36	20	5.5	12	3.4	74	67/190	84.6
Opponents	313	137	43.8	2,739	8.73	11	3.5	24	7.7	69	28/218	48.1

	Yds	Avg	TD
Hunter	7	17.1	1
Johnson	6	6.0	0
Barney	5	5.0	0
C. Weaver	4	12.0	0
Lasaview	3	6.5	0
Lions	24	44.5	3
Opponents	12	12.1	0

*Includes lateral yardage

	Pnt	Yds	Avg	Lg	TD
Weaver	83	3280	39.5	69	0
Ricardo	16	16.0	16.0	0	0
Lions	84	3296	39.0	69	0
Opponents	83	3370	40.6	64	0

	PR	FC	Yds	Avg	Lg	TD
Barney	23	22	191	8.3	84	0
West	3	2	9	3.0	5	0
Hunter	4	0	7	1.8	5	0
Napel	1	0	0	0.0	0	0
Lions	31	24	207	6.1	30	0
Opponents	39	15	287	7.1	23	0

	KR	Yds	Avg	Lg	TD
Hunter	14	375	26.8	84	0
B. Thompson	22	431	19.6	39	0
C. Thompson	6	85	14.2	10	0
King	3	3	1.0	3	0
Lions	47	987	21.0	84	0
Opponents	55	1188	21.6	88	0

	FG	Yds	Avg	TD
Ricardo	1-19	20-29	30-39	40-49
Mann	0/0	0/0	0/0	0/0
Lions	1/1	4/6	5/6	4/10
Opponents	0/0	1/2	8/10	6/13

NFL Standings	W	L	T	Pct	Pts	OP
NFC Central						
Minnesota	11	5	2	.821	305	176
Chicago	7	7	0	.500	253	216
DETROIT	6	8	0	.429	265	220
Green Bay	5	9	0	.357	218	239
NFC East						
Dallas	11	3	0	.786	296	194
Washington	10	4	0	.714	291	217
St. Louis	10	4	0	.714	309	267
Philadelphia	4	10	0	.286	165	286
NY Giants	3	11	0	.214	170	250
AFC Central						
Pittsburgh	10	4	0	.714	342	138
Cincinnati	10	4	0	.714	335	210
Cleveland	9	5	0	.643	267	287
Houston	5	9	0	.357	222	273
AFC East						
Baltimore	11	3	0	.786	417	245
New England	11	3	0	.786	376	236
Miami	6	8	0	.429	263	294
NV Jets	3	11	0	.214	169	383
Buffalo	2	12	0	.143	245	363
AFC West						
Los Angeles	10	3	1	.829	350	237
Oakland	9	5	0	.643	315	206
Denver	6	8	0	.429	248	295
San Diego	5	9	0	.357	290	376
Kansas City	5	9	0	.357	290	376
Tampa Bay	0	14	0	.000	125	412

Min defeated Was, 35-20, and LA defeated Bal, 14-12, in NFC playoffs. Min defeated LA, 24-13, for NFC title. Oak defeated NE, 24-21, and Pit defeated Bal, 40-14, in AFC playoffs. Oak defeated Pit, 24-7, for AFC title. Oak defeated Min, 32-14, for NFL title in SB I.

IN 1976: The United States celebrates its Bicentennial.

1977

Record: 6-8, 3rd NFC Central

Date	W/L	Score	Opponent	Att
9/18	L	20-30	at Chicago	51,530
9/25	W	27-19	New Orleans	51,958
10/2	W	17-13	Philadelphia	57,236
10/9	L	14-14	at Minnesota	45,880
10/16	L	10-6	Green Bay	78,452*
10/23	L	7-28	at San Francisco	39,392
10/30	L	0-37	at Dallas	63,160
11/6	W	20-17	San Diego	47,559
11/13	L	6-17	at Atlanta	47,461
11/20	W	17-7	Tampa Bay	49,751
11/24	L	14-31	Chicago	71,373
12/4	L	6-10	at Green Bay	56,367
12/11	W	13-10	at Baltimore	45,120
12/17	L	21-30	Minnesota	78,452*

*Silverdome sellout

Usual Starters

Offense

WR	86	J.D. Hill
WR	75	Jim Yarbrough
LB	15	Russ Bolinger
LB	83	Jon Morris
RB	62	Lynn Boden
RT	71	Craig Hetwig
TE	61	David Hill
WR	45	Ray Jarvis
RB	11	Sid Landry
RB	25	Horace King
RB	32	Rick Kane

Defense

DE	89	Ken Sanders
LB	80	Herb Drvis
LT	78	Doug English
RE	83	Jim Mitchell
LLB	50	Paul Naumoff
MLB	55	Ed O'Neil
RLB	36	Charlie Weaver
CB	26	James Hunter
FS	19	Dick Jaaron
SS	40	Charlie West

Total Statistics

	Det	Opp
Total First Downs	218	236
Rushing	94	83
Passing	103	103
Penalty	21	10
3rd Down: Made/Att	79/226	79/206
3rd Down Pct.	35.0	38.9
Total Net Yards	3224	3172
Avg. Per Game	320.3	317.2
Total Plays	617	654
Avg. Per Play	5.2	4.8
Net Yards Rushing	1706	1905
Avg. Per Game	170.6	190.5
Total Rushes	479	491
Net Yards Passing	1518	1867
Avg. Per Game	151.8	186.7
Sacked/Yards Lost	108.4	133.4
Gross Yards	1859	2123
Att./Completions	394/191	392/161
Completion Pct.	48.7	41.1
Had Intercepted	101/86.2	87/39.5
Punts/Average	86/69.2	88/77.0
Penalties/Balls Lost	26/14	32/16
Touchdowns	23	31
Rushing	11	14
Passing	5	4
Returns	5	4

Points Scored

	Q1	Q2	Q3	Q4	OT	Pts
Lions	34	29	47	73	-	183
Opponents	48	29	56	53	-	252

Scoring

	TD	Ru	Pa	Rt	PAT	FG	S	Pts
Mike-Mayer	0	0	0	0	19/21	8/19	1	43
Bussey	5	4	0	0	0/0	0/0	0	30
Kane	4	4	0	0	0/0	0/0	0	24
D. Hill	0	0	2	0	0/0	0/0	0	12
Payton	0	0	2	0	0/0	0/0	0	12
Thompson	0	0	0	0	0/0	0/0	0	0
Blue	0	0	0	0	0/0	0/0	0	0
J.D. Hill	0	0	0	0	0/0	0/0	0	0
Hubbard	1	0	0	0	0/0	0/0	0	6
Jarvis	0	0	0	0	0/0	0/0	0	0
King	0	0	0	0	0/0	0/0	0	0
O'Neil	0	0	0	0	0/0	0/0	0	0
Pinckney	0	0	0	0	0/0	0/0	0	0
C. Sanders	0	0	0	0	0/0	0/0	0	0
English	0	0	0	0	0/0	0/0	0	0
Lions	23	7	7	4	19/21	8/19	1	183
Opponents	31	13	14	4	28/31	12/24	0	252

Rushing

	Att	Yds	Avg	Lg	TD
King	155	521	3.4	35	1
Kane	124	421	3.4	35	4
Bussey	85	358	4.0	4	4
Hubbard	59	150	2.5	16	0
Landry	56	69	1.2	16	1
Thompson	51	29	0.6	16	0
Danielson	41	8.9	0.2	16	0
Payton	4	13	3.3	14	0
D. Hill	4	10	2.5	14	0
Bolton	3	4	1.3	10	0
Reed	0	-3	-0.3	2	0
Summers	1	0	0.0	0	0
Blue	1	-6	-6.0	-6	0
Lions	479	1706	3.6	35	11
Opponents	521	1905	3.7	82	13

Receiving

	Rec	Yds	Avg	Lg	TD
King	40	238	6.0	30	2
D. Hill	32	485	15.2	67	1
Jarvis	24	353	14.7	26	0
J.D. Hill	24	247	10.3	20	1
Kane	18	186	10.3	20	0
C. Sanders	14	170	12.1	24	1
Bussey	11	116	10.5	39	1
Blue	9	90	11.3	21	0
Thompson	7	26	3.7	18	0
Hubbard	6	60	10.0	16	0
Payton	6	10	1.7	4	0
Bolton	2	6	3.0	6	0
Lions	191	1959	10.3	61	7
Opponents	2123	2132	13.2	75t	14

Passing

	Att	Comp	Yds	Comp%	Avg	TD	Int	Int%	Sk/Y	Rtg
Landry	240	125	1359	52.5	5.6	6	25	7	2.9	54.2
Danielson	100	42	445	42.0	4.4	1	5	0	6.0	38.1
Reed	40	13	150	32.5	3.7	0	4	0	10.0	26
Summers	1	1	5	100.0	5.0	0	0	0	0.0	106.3
D. Hill	1	0	0	0.0	0.0	0	0	0	0.0	0
Payton	1	0	0	0.0	0.0	0	0	0	0.0	0
Thompson	1	0	0	0.0	0.0	0	0	0	0.0	0
Lions	394	191	1959	49.7	5.1	7	18	16	42	54.4
Opponents	302	161	2123	53.3	7.0	13	4	19	6.3	32/256

Interceptions

	Int	Yds	Lg	TD
Hunter	104	173	28	0
Jaaron	35	183	28	0
Barney	27	90	22	0
Pinckney	61	30.5	48t	0
Johnson	51	25.5	32	0
Laslevic	14	14	14	0
West	1	0	0	0
Weaver	1	0	0	0
Lions	19	319	16.8	48t
Opponents	16	207	12.9	50

Punting

	Pnt	Yds	Avg	In	Lg	B
Summers	33	3420	36.7	6	61	0
Hoopes	6	236	39.2	0	49	0
Lions	101	3655	36.2	6	51	0
Opponents	87	3439	39.5	-	70	0

Punt Returns

	PR	Yds	Avg	Lg	TD
Payton	27	273	10.1	67t	0
Jaaron	11	41	3.7	12	0
Rich	1	16	16	13	0
Kane	2	13	6.5	13	0
Blue	1	0	0	0	0
King	0	0	0	0	0
Barney	2	-	-	0	0
Lions	42	13	345	8.2	87t
Opponents	62	16	535	8.6	70t

Kickoff Returns

	WR	Yds	Avg	Lg	TD
Payton	19	457	24.1	38	0
Kane	16	376	23.5	33	0
Bolton	6	86	14.3	26	0
Thompson	6	84	14.0	24	0
Rich	2	72	36.0	16	0
Hunter	4	95	23.8	30	0
Blue	1	24	24.0	24	0
Hubbard	1	18	18.0	18	0
Boden	1	14	14.0	14	0
Woodcock	1	12	12.0	12	0
Lions	83	2039	24.6	91	0
Opponents	68	1560	22.9	67	0

Field Goals

	Att	Made	Pct	Yds
Mike-Mayer	1-19	20-29	30-39	40-49
Lions	0/0	3/2	3/7	50+
Opponents	0/0	2/6	3/7	0/1

NFL Standings

NFC Central	W	L	T	Pct	Pts	OP
Minnesota	9	5	0	.643	231	227
Chicago	6	8	0	.429	255	253
DETROIT	4	10	0	.286	134	219
Green Bay	2	12	0	.143	103	223
NFC East						
Dallas	12	2	0	.857	345	212
Washington	9	5	0	.643	196	189
St. Louis	7	7	0	.500	272	287
Philadelphia	5	9	0	.357	220	207
NW Giants	5	9	0	.357	181	265
NFC West						
Los Angeles	10	4	0	.714	302	146
Atlanta	7	7	0	.500	179	129
San Francisco	5	9	0	.357	220	260
New Orleans	3	11	0	.214	232	335

Det defeated Chi, 37-7, and Min defeated LA, 14-7, in NFC playoffs. Dal defeated Min, 23-6, for NFC title. Den defeated Pit, 34-21, and Oak defeated Bal, 37-31, in AFC playoffs. Den defeated Oak, 20-17, for AFC title. Dal defeated Den, 27-10, for NFL title in SB XII.

In 1977: Star Wars is the year's top box office attraction, earning a record \$193,500,000.

1978

Record: 7-9, 3rd NFC Central

Date	W/L	Score	Opponent	Att
9/3	L	7-13	Green Bay	51,167
9/9	L	15-17	at Tampa Bay	54,045
9/17	W	19-13	Chicago	55,382
9/24	L	16-28	at Seattle	56,781
10/1	L	14-36	at Green Bay (MI)	54,801
10/8	L	18-21	Washington	60,555
10/15	L	0-14	at Atlanta	51,172
10/22	W	31-14	San Diego	54,001
10/29	W	21-17	at Chicago	53,376
11/5	L	7-17	at Minnesota	46,008
11/12	W	34-23	Tampa Bay	60,320
11/19	W	17-29	at Oakland	44,517
11/26	W	17-12	Denver	71,185
12/3	W	14-21	at St. Louis	39,200
12/9	W	45-14	Minnesota	73,685*
12/17	W	33-14	San Francisco	56,574

* Silverdome sellout

Usual Starters

Offense

WR	89	Luther Blue
TE	81	David Hill
LT	76	Karl Balgischwiler
LG	61	Homer Elias
C	54	Larry Teary
RB	62	Lynn Boden
RB	71	Brad Gates
WR	87	Fred Scott
QB	16	Gary Danielson
RB	24	Dexter Bussey
RB	25	Horace King

Pro Bowl Selections: Al Baker (DE), Doug English (DT), David Hill (TE)

Defense

DE	75	Dave Purefoy
DE	77	John Woodcock
DT	78	Doug English
DT	78	Al Baker
LB	60	Paul Naumoff
LB	60	ed O'Neil
LB	69	Charlie Weaver
LB	69	Walt Williams
FS	40	Jimmy Allen
SS	29	Mike Burns
CB	27	Luther Bradley

Team Statistics

	Det	Opp
Total First Downs	269	276
Rushing	105	115
Passing	141	125
Penalty	23	26
3rd Down: Made/Att	75/236	67/220
3rd Down Pct.	31.8	30.5
Total Net Yards	4465	4483
Avg. Per Game	279.1	280.2
Total Plays	1001	970
Avg. Per Play	4.5	4.6
Net Yards Rushing	2163	2184
Avg. Per Game	135.2	136.5
Total Rushes	525	555
Net Yards Passing	2302	2299
Avg. Per Game	143.9	143.7
Sacked/Yards Lost	47/444	55/482
Gross Yards	2746	2736
Att./Completions	429/247	510/191
Completion Pct.	57.6	54.6
Had Intercepted	18	22
Punts/Average	87/42.0	87/40.2
Penalties/Yards	125/1003	129/1043
Fumbles/Ball Lost	33/15	41/19
Touchdowns		
Rushing	12	16
Passing	19	19
Returns	2	2

Points Scored

	Q1	Q2	Q3	Q4	OT	Pts
Lions	0	10	6	57	0	290
Opponents	50	86	75	89	-	300

Scoring

	TD	Ru	Pa	Rt	PAT	FG	Pts
Ricardo	0	0	0	0	32/33	20/28	96
Bussey	6	0	0	0	0/0	0/0	36
King	6	0	0	0	0/0	0/0	24
Hill	1	4	0	0	0/0	0/0	24
J. Thompson	4	4	0	0	0/0	0/0	24
J. Thompson	4	0	0	0	0/0	0/0	24
Blue	0	0	0	0	0/0	0/0	12
Kane	0	0	0	0	0/0	0/0	12
Scott	0	0	0	0	0/0	0/0	12
Allen	0	0	0	0	0/0	0/0	6
Bradley	1	0	0	0	0/0	0/0	6
Gaines	0	0	0	0	0/0	0/0	6
Lions	33	12	19	2	32/33	20/28	290
Opponents	38	18	19	2	38/39	8/13	300

Rushing

	Att	Yds	Avg	Lg	TD
Bussey	824	824	4.3	36	6
King	255	650	4.1	75*	4
Gaines	144	178	1.2	25	0
Kane	44	53	1.2	15	0
Danielson	53	42	0.8	36	0
Scott	53	13.3	0.3	36	0
Landry	269	5.8	0.2	0	0
O'Neil	250	4.0	0.2	0	0
Hill	18	1.8	0.1	0	0
Blue	8	8.0	1.0	0	0
Daykin	7	7.0	1.0	0	0
J. Thompson	7	7.0	1.0	0	0
J. Thompson	7	7.0	1.0	0	0
Bolton	5	3.5	0.7	0	0
Reed	0	0.0	0.0	0	0
Lions	525	2163	4.1	75*	12
Opponents	555	2184	3.9	76*	18

Receiving

	Rec	Yds	Avg	Lg	TD
Hill	53	633	11.9	44	4
King	48	594	12.4	32	2
Scott	37	359	9.7	47	2
Blue	31	350	11.3	26	2
Bussey	21	225	10.7	18*	0
J. Thompson	18	175	9.7	21	4
Kane	16	161	10.1	7	0
L. Thompson	10	157	15.7	45*	0
Gaines	8	8.0	1.0	0	0
Jarvis	2	2.0	1.0	0	0
Lions	247	2746	11.1	47	19
Opponents	191	2781	14.6	55*	19

Passing

	Att	Comp	Yds	Comp%	Avg	TD	Int	Int%	Lg	SKY	Rtg
Danielson	351	199	2294	56.7	6.5	1	17	4.8	47	23	73.6
Landry	77	48	482	62.3	6.3	1	3	4.3	20	2	77.4
Skladany	7	0	0	0.0	0.0	0	0	0.0	0	0	2.1
King	0	0	0	0.0	0.0	0	0	0.0	0	0	12
Lions	429	247	2746	57.6	6.4	19	4.4	18	4.2	47	73.9
Opponents	350	191	2781	54.6	7.9	19	5.4	22	6.3	55	72.6

Interceptions

	Int	Yds	Avg	Lg	TD
Allen	10	14.0	1.4	0	0
O'Neil	4	4.9	1.2	3	0
Bradley	5	8.6	1.7	28.3	0
Weaver	1	10.7	10.7	76*	0
Hunter	1	4.0	4.0	0	0
Rhodes	3	33.3	11.1	24	0
Pinckney	3	33.3	11.1	22.0	0
Naumoff	1	15.0	15.0	0	0
Williams	2	2.0	1.0	0	0
Burns	0	0.0	0.0	0	0
Mike Burns	22	13.3	0.6	23	1
Lions	18	292	16.2	23	0
Opponents	18	18	1.0	0	0

Punting

	Pnt	Yds	Avg	In	B
Skladany	86	3654	42.5	18	8
Lions	87	3654	42.0	19	1
Opponents	87	3500	40.2	18	0

Punt Returns

	PR	FC	Yds	Avg	Lg	TD
J. Thompson	16	2	161	10.1	35	0
Leonard	10	0	114	11.4	24	0
Scott	1	1	6.9	6.9	0	0
Blue	9	0	135	15.0	15	0
L. Thompson	3	1	6.3	6.3	0	0
Hunter	2	0	10.5	5.3	19	0
Williams	0	0	1.0	1.0	0	0
Lions	47	11	430	9.1	35	0
Opponents	54	8	467	8.6	49	0

Kickoff Returns

	KR	Yds	Avg	Lg	TD
J. Thompson	14	346	24.7	42	0
L. Thompson	1	207	207	0	0
Kane	8	156	19.5	27	0
Blue	7	170	24.3	60	0
Jerry	7	105	15.0	30	0
Scott	7	7	1.0	0	0
Callcutt	2	12	6.0	10	0
Hunter	1	21	21.0	21	0
McBee	1	0	0.0	0	0
Lions	51	1129	22.1	60	0
Opponents	69	1424	20.6	77	0

Field Goals

	1-19	20-29	30-39	40-49	50+
Ricardo	7/7	6/8	4/9	0/0	0/0
Lions	3/3	7/7	6/8	4/9	0/0
Opponents	0/0	5/7	1/2	2/4	0/1

NFL Standings

	W	L	T	Pct	Pts	OP
NFC Central						
Minnesota	8	7	1	.531	294	306
Green Bay	10	7	1	.583	249	269
DETROIT	7	9	0	.438	290	300
Chicago	7	9	0	.438	253	274
Tampa Bay	5	11	0	.313	241	259
NFC East						
Dallas	12	4	0	.750	384	208
Philadelphia	9	6	0	.563	270	250
Washington	8	0	0	.500	273	263
St. Louis	10	0	0	.714	209	230
NV Giants	9	5	0	.643	264	238
NFC West						
Denver	10	6	0	.625	282	198
Los Angeles	12	4	0	.750	316	245
Atlanta	9	7	0	.563	240	290
San Diego	9	7	0	.563	245	358
New Orleans	7	9	0	.438	261	298
San Francisco	2	14	0	.125	216	350

	W	L	T	Pct	Pts	OP
AFC Central						
Pittsburgh	10	14	0	.417	356	395
Houston	10	0	0	1.000	625	263
Cleveland	8	8	0	.500	334	356
Cincinnati	4	12	0	.250	292	284
AFC East						
New England	11	5	0	.688	358	286
Miami	10	0	0	.889	372	254
NV Jets	10	0	0	.500	359	364
Buffalo	11	11	0	.500	302	354
Baltimore	5	8	0	.385	233	421
AFC West						
Denver	10	6	0	.625	282	198
Oakland	9	7	0	.563	311	293
Seattle	9	7	0	.563	245	358
San Diego	9	7	0	.563	359	309
Kansas City	11	12	0	.476	249	327

IN 1978: John Paul I, 65, dies unexpectedly after 34 days as Pope.

At defeated Phi, 14-13, in NFC wild card. Dal defeated Atl, 27-20, and LA defeated Min, 34-10, in NFC playoffs. LA defeated LA, 28-0, for NFC title. Hou defeated Mia, 17-9, in AFC wild card. Hou defeated NE, 14-13, and Pitt defeated Den, 33-10, in AFC playoffs. Pitt defeated Hou, 34-5, for AFC title. Pitt defeated Dal, 35-31, for NFL title in SB XIII.

1979

Record: 2-14, 5th NFC Central

Date	W/L	Score
9/8	L	16-31
9/16	L	20-27
9/23	W	24-23
9/30	L	10-13
10/7	L	17-24
10/14	L	16-24
10/21	L	7-17
10/28	L	17-20
11/4	L	7-35
11/11	L	14-16
11/18	L	7-14
11/25	W	20-0
12/2	L	7-44
12/9	L	10-28
12/15	L	13-18

Opponent	Att
at Tampa Bay	88-225
Washington	54-961
at NY Jets	49-619
Atlanta	58-249
Minnesota	75-295
at N. England	60-623
at Green Bay (Mil)	53-930
at New Orleans	57-425
Buffalo	81-511
at Chicago	50-108
Tampa Bay	70-461
at Minnesota	43-650
Chicago	66-218
at Philadelphia	68-128
Miami	76-087
Green Bay	57-376

Usual Starters

Offense	Defense
WR 87	Fred Scott
TE 81	David Hill
LT 76	Karl Badgishwiler
LG 61	Homer Elias
C 54	Larry Leary
RG 73	Russ Bolinger
RT 70	Keith Torney
WR 18	Cene Washington
QB 19	Jeff Komo
HB 24	Dexter Bussey
PB 36	Bo Robinson

Defense	Att
LE 75	Dave Pureifory
LI 71	Dave Gallogher
RI 78	Doug English
RE 60	Al Baker
LLB 69	Ed O'Neil
MLB 55	Charlie Weaver
RLB 41	James Herrell
OLB 39	Walt Williams
PB 39	Luther Bradley
FS 28	James Hunter
SS 40	Jimmy Allen

Pro Bowl Selections: Al Baker (DE), David Hill (TE)

Team Statistics

Total First Downs	Det	Opp
Rushing	227	311
Passing	86	142
Penalty	121	128
3rd Down Made/Att	11	41
3rd Down Pct.	75/231	81/240
Total Net Yards	343	4957
Avg. Per Game	4013	309.8
Total Plays	250.8	1085
Avg. Per Play	944	416
Net Yards Rushing	4.3	2515
Avg. Per Game	1877	1572
Total Rushes	104.8	636
Net Yards Passing	441	2442
Avg. Per Game	2336	152.6
Sacked/Yards Lost	146.0	453/45
Gross Yards	514/39	2707
Att./Completions	27/5	402/220
Completion Pct.	48.2	54.7
Had Intercepted	27	14
Punts/Average	98/40.1	83/40.0
Penalties/Yards	110/887	118/972
Fumbles/Ball Lost	37/19	30/12
Touchdowns	27	42
Rushing	22	25
Passing	14	15
Returns	2	5

Points Scored	Q1	Q2	Q3	Q4	OT	Pts
Lions	01	15	18	14	-	219
Opponents	44	110	96	-	-	365

Scoring	TD	Ru	Pa	Rt	PAT	FG	S	Pts
Ricardo	0	0	0	0	25/26	10/18	-	55
Kane	0	0	0	0	0	0	0	0
Scott	0	0	0	0	0	0	0	0
Hill	0	0	0	0	0	0	0	0
Komo	2	2	0	0	0	0	0	12
Robinson	0	0	0	0	0	0	0	0
Blue	0	0	0	0	0	0	0	0
Thompson	0	0	0	0	0	0	0	0
Bussey	0	0	0	0	0	0	0	0
Gay	0	0	0	0	0	0	0	0
S. Hunter	1	1	0	0	0	0	0	6
King	1	1	0	0	0	0	0	6
Norris	1	1	0	0	0	0	0	6
G. Washington	0	0	0	0	0	0	0	0
Williams	0	0	0	0	0	0	0	0
English	0	0	0	0	0	0	0	0
Lions	27	11	14	2	25/27	10/18	1	219
Opponents	42	22	15	5	41/42	24/36	0	365

Rushing	Att	Yds	Avg	Lg	TD
Bussey	94	525	5.6	43	4
Kane	94	525	5.6	26	2
Robinson	87	302	3.5	29	2
King	39	160	4.1	33	2
Komo	107	316	2.9	16	2
Gaines	35	154	4.4	24	2
G. Washington	21	24	1.1	16	0
Thompson	6	3.5	0.6	4	0
Scott	15	15	1.0	15	0
Hill	11	5.5	0.5	10	0
Reed	6	6	1.0	7	0
Callcutt	6	6	1.0	7	0
S. Hunter	6	6	1.0	7	0
Gostelyn	0	0	0.0	0	0
O'Neil	0	0	0.0	0	0
Swider	0	0	0.0	0	0
Blue	0	0	0.0	0	0
Lions	441	1877	4.3	38	11
Opponents	638	2515	3.9	55	22

Receiving	Rec	Yds	Avg	Lg	TD
Scott	62	929	15.0	50	5
Hill	47	569	12.1	40	3
Thompson	24	451	18.8	30	0
King	16	150	9.4	20	0
Bussey	10	102	10.2	22	0
G. Washington	14	185	13.7	24	0
Robinson	14	118	8.4	14	0
Kane	10	104	11.6	36	0
Blue	10	102	10.2	28	0
Norris	4	43	10.8	34	1
Callcutt	2	16	8.0	11	0
Bolinger	2	16	8.0	11	0
Lions	218	2775	12.7	82	14
Opponents	220	2787	12.7	66t	15

Passing	Att	Comp	Yds	Comp%	Avg	TD	TD%	Int	Int%	Lg	Sa/Y	Rtg
Komo	368	183	2239	49.5	6.08	11	3.4	23	6.3	40	40/361	52.5
S. Hunter	41	18	321	43.9	7.83	1	2.4	3	7.3	24	4/33	69.3
Reed	32	14	164	43.8	5.13	2	6.3	1	3.1	1	5/27	68.1
Gostelyn	16	2	22	12.5	1.38	0	0.0	2	12.5	15	2/18	64.6
Swider	0	0	0	0.0	0.00	0	0.0	0	0.0	0	0/0	235.9
Skadany	0	0	0	0.0	0.00	0	0.0	0	0.0	0	0/0	21
Lions	452	218	2775	48.2	6.14	14	3.1	17	3.7	60	51/439	53.2
Opponents	402	220	2787	54.7	6.93	15	3.7	14	3.1	52t	45/345	74.5

Interceptions	Int	Yds	Avg	Lp	TD
Bradley	4	4	1.0	0	0
J. Allen	4	0	0.0	0	0
J. Hunter	3	8	2.7	0	0
Williams	2	19	9.5	0	0
Weaver	1	17	17.0	0	0
Lions	14	73	5.2	36t	1
Opponents	27	386	14.7	52t	2

Punting	Pnt	Yds	Avg	In	Lg	B
Swider	88	3523	40.1	13	52	0
Skadany	10	406	40.6	2	0	0
Lions	98	3929	40.1	15	72	0
Opponents	83	3316	40.0	15	56	0

Punt Returns	PR	FC	Yds	Avg	Lg	TD
Arnold	4	4	164	41.0	27	0
Thompson	3	3	117	39.0	31	0
Ellis	0	0	43	54	15	0
Callcutt	4	4	25	6.3	13	0
Woods	0	0	6	6.0	9	0
Leonard	0	0	5	5.0	5	0
Pesuit	0	0	1	1.0	1	0
Lewis	0	0	1	1.0	1	0
Lions	45	11	372	8.3	31	0
Opponents	57	15	440	7.7	77t	1

Kickoff Returns	KR	Yds	Avg	Lg	TD
Arnold	23	538	23.4	69	0
Callcutt	24	406	16.9	31	0
Kane	13	281	21.6	37	0
Thompson	10	101	10.1	23	0
Leonard	0	0	0.0	0	0
King	0	0	0.0	0	0
Woods	0	0	0.0	0	0
Fanetti	1	18	18.0	17	0
Blue	1	16	16.0	16	0
Robinson	0	0	0.0	0	0
Gay	0	0	0.0	0	0
Lions	78	1569	20.1	69	0
Opponents	51	987	19.4	92t	1

Field Goals	Att	Made	Pct	Yds	Avg
Ricardo	0/0	0/0	0.0	0	0.0
Lions	0/0	0/0	0.0	0	0.0
Opponents	0/1	0/1	0.0	0	0.0

NFL Standings	W	L	T	Pct	Pts	OP	AFC Central	W	L	T	Pct	Pts	OP
Tampa Bay	10	0	0	.625	273	237	Pittsburgh	12	4	0	.750	416	262
Chicago	7	6	0	.438	206	249	Houston	11	5	0	.688	352	331
Minnesota	5	11	0	.313	246	316	Cleveland	9	7	0	.563	355	332
Green Bay	5	11	0	.313	246	316	Cincinnati	4	12	0	.250	337	421
DETROIT	2	14	0	.125	219	365	AFC East						
NFC East							Miami	10	6	0	.625	341	257
Dallas	11	5	0	.688	371	313	New England	9	7	0	.563	417	365
Philadelphia	10	0	0	.688	329	505	Buffalo	6	11	0	.353	268	293
Washington	6	10	0	.375	237	323	Baltimore	5	11	0	.313	271	351
NY Giants	5	11	0	.313	307	358	AFC West						
St. Louis	5	11	0	.313	307	358	San Diego	12	4	0	.750	411	246
NFC West							Los Angeles	10	6	0	.625	289	256
Los Angeles	9	7	0	.563	323	309	New Orleans	9	7	0	.563	317	317
New Orleans	9	7	0	.563	310	398	Seattle	6	9	0	.400	363	337
Atlanta	8	8	0	.500	300	398	Likeland	7	9	0	.438	363	337
San Francisco	2	14	0	.125	308	416	Kansas City	7	9	0	.438	238	262

Phi defeated Chi, 27-17, in NEC wild card. TB defeated Phi, 24-17, and LA defeated Dal, 21-19, in NFC playoffs. LA defeated TB, 9-0, for NFC title. Hou defeated Den, 13-7, in AFC wild card. Hou defeated SO, 17-14, and Pitt defeated Mia, 34-14, in AFC playoffs. Pitt defeated Hou, 27-13, for AFC title. Pitt defeated LA, 31-19, for NFL title in SB XIV.

IN 1979: Nuclear power plant accident at Three Mile Island, Pa., releases radioactive compounds into the atmosphere.

1980

Record: 9-7, 2nd NFC Central

Date	W/L	Score	Opponent	Att
9/7	W	41-20	at Los Angeles	64,892
9/14	W	29-7	at Green Bay (Mil)	53,099
9/21	W	29-7	St. Louis	80,027
9/28	W	27-7	Minnesota	80,291*
10/5	W	28-43	at Atlanta	57,625
10/12	L	24-13	New Orleans	78,147*
10/19	L	7-20	at Chicago	58,508
10/26	L	17-20	at Kansas City	75,397*
11/2	W	17-9	San Francisco	78,896*
11/9	L	0-34	at Minnesota	46,264
11/16	L	9-10	Baltimore	77,677*
11/23	L	24-10	at Tampa Bay	64,376
11/27	L	17-23 (ot)	Chicago	55,397*
12/4	W	23-24	at St. Louis	46,866
12/11	W	27-14	Tampa Bay	77,089*
12/21	W	24-3	Green Bay	75,111*

* Silverdome sellout

Usual Starters

Offense

WR	87	Fred Scott
LT	76	Karl Balgutschwiler
LG	61	Homer Elias
C	65	Amas Fowler
RG	73	Russ Bolinger
RT	70	Keith Dorney
TE	61	David Hill
WR	39	Leonard Thompson
QB	16	Gary Danielson
RB	20	Billy Sims
RB	24	Dexter Bussey

Defense

DE	75	Dave Purefoy
LT	79	William Gay
RT	64	John Mendenhall
RE	60	Al Baker
LB	59	Charlie Weaver
LB	59	Ken Fantetti
LB	59	Stan White
LCB	39	Wayne Smith
RCB	28	James Hunter
FS	23	Ray Oldham
SS	40	Jimmy Allen

Pro Bowl Selections: Al Baker (DE), Eddie Murray (K), Billy Sims (RB)

Team Statistics

Total First Downs

	Det	Opp
Rushing	143	100
Passing	143	143
Penalty	22	22
3rd Down/Made/Att	106/237	84/223
3rd Down Pct.	44.7	37.7

Total Net Yards

	5540	4533
Avg. Per Game	346.3	283.3

Total Plays

	1040	955
Avg. Per Play	53	47

Net Yards Rushing

	4339	1599
Avg. Per Game	272.4	99.9
Total Rushes	572	449
Avg. Per Rush	7.6	22.2

Net Yards Passing

	1201	2934
Avg. Per Game	75.1	183.4
Sacked/Yards Lost	45/246	0/0

Gross Yards

	423	248
Att./Completions	423/248	423/256
Completion Pct.	58.6	55.4
Had Intercepted	12	23

Punts/Average

	76/41.6	93/41.6
Penalties/Yards	104/814	96/815

Fumbles/Ball Lost

	4/7/13	3/2/11
Touchdowns	36	32
Rushing	21	9
Passing	13	14
Returns	2	9

Points Scored

	Q1	Q2	Q3	Q4	OT	Pts
Lions	40	95	59	142	6	324
Opponents	61	98	36	71	6	272

Scoring

	TD	0	Pa	Rt	PAT	FG	S	Pts
Murray	0	0	0	0	35/36	27/42	0	116
Sims	16	13	0	0	0/0	0/0	0	96
Scott	4	4	0	0	0/0	0/0	0	30
Bussey	3	3	0	0	0/0	0/0	0	18
L. Thompson	0	3	0	0	0/0	0/0	0	18
R. Williams	0	1	0	0	0/0	0/0	0	6
Danielson	0	2	0	0	0/0	0/0	0	12
King	0	1	0	0	0/0	0/0	0	6
Hill	0	1	0	0	0/0	0/0	0	6
Oldham	0	0	0	0	0/0	0/0	0	0
Cole	0	0	0	0	0/0	0/0	1	6
Lions	36	21	13	9	35/36	27/42	1	334
Opponents	32	19	14	9	30/31	16/21	1	272

Rushing

	Att	Yds	Avg	Lg	TD
Sims	313	1303	4.2	52	13
Bussey	145	720	5.0	40	3
Danielson	48	232	4.8	20	0
Kane	31	125	4.0	35	0
Scott	16	66	4.1	18	0
L. Thompson	61	102	1.7	8	0
King	18	57	3.2	8	1
R. Williams	17	17	1.0	11	0
Robinson	1	4	4.0	4	0
L. Thompson	57	259	4.5	21	0
Opponents	448	1589	3.6	21	9

Receiving	Rec	Yds	Avg	Lg	TD
Scott	53	834	15.7	43	4
Sims	57	824	14.5	37	3
Hill	42	624	14.9	30	0
Bussey	36	564	15.7	30	0
L. Thompson	19	311	16.4	26	3
Kigg	11	184	16.7	26	0
J. Thompson	11	137	12.5	19	0
R. Williams	10	10	1.0	2	0
Kane	5	56	11.2	9	0
Friede	2	21	10.5	9	0
Callicutt	1	19	19.0	19	0
Lions	248	3287	13.3	43	13
Opponents	256	3234	12.6	37	14

Passing	Att	Cmp	Yds	Cmp%	Avg	TD	INT	Int%	Lg	Sf/Yds
Danielson	411	244	3223	59.5	7.8	31	11	2.6	67	40/338
Kemp	2	2	50.0	100.0	25.0	0	0	0.0	20	0/0
Skidany	4	3	38	100.0	19.0	0	0	0.0	0	0/0
R. Williams	0	0	0	0.0	0.0	0	0	0.0	0	0/0
Lions	423	248	3287	58.6	7.7	13	3.1	2.8	67	45/346
Opponents	462	256	3234	55.4	7.0	14	3.0	2.3	50	44/300

Interceptions

	Int	Yds	Avg	Lg	TD
Allen	3	38	12.7	13	0
Hunter	6	20	3.3	13	0
Oldham	3	20	6.7	13	0
White	2	25	12.5	10	0
Smith	1	23	23.0	23	0
W. Williams	1	19	19.0	19	0
Fantetti	1	10	10.0	10	0
Baker	0	0	0.0	0	0
Bradley	0	0	0.0	0	0
Weaver	0	0	0.0	0	0
Lions	23	188	8.2	29	1
Opponents	12	173	14.4	26	1

Punting

	Pnt	Yds	Avg	In	Lg	B
Skidany	72	3036	42.2	16	67	1
Lions	73	3036	41.6	16	67	0
Opponents	93	3865	41.6	16	56	0

Punt Returns

	PR	FC	Yds	Avg	Lg	TD
R. Williams	4	27	258	64.5	53	0
Arnold	6	28	204	34.0	19	0
Callicutt	0	0	0	0.0	0	0
Lions	56	10	463	8.3	53	0
Opponents	38	8	300	7.9	57	1

Kickoff Returns

	KR	Yds	Avg	Lg	TD
Kane	23	435	18.9	62	0
Callicutt	16	301	18.8	31	0
R. Williams	9	229	25.4	31	0
Arnold	9	146	16.2	33	0
Lions	57	1169	20.5	31	1
Opponents	64	1289	20.1	101	3

Field Goals

	Murray	Opponents
Lions	1-13	20-29
Opponents	0/1	30-39
	0/1	10/13
	7/8	7/15
	1/1	3/4

NFL Standings

NFC Central	W	L	T	Pct	Pts	OP	AFC Central	W	L	T	Pct	Pts	OP
Minnesota	9	7	0	.563	317	308	Cleveland	11	5	0	.688	357	310
DeFt III	7	9	0	.438	334	272	Houston	11	5	0	.688	295	251
Chicago	7	9	0	.438	304	264	Pittsburgh	9	7	0	.563	352	313
Tampa Bay	5	10	1	.344	271	341	Cincinnati	6	10	0	.375	244	312
Green Bay	5	10	1	.344	231	371	AFC East						
NFC East							Buffalo	11	10	0	.688	320	260
Philadelphia	12	4	0	.750	384	222	New England	10	10	0	.500	441	365
Dallas	6	10	0	.375	261	293	Miami	6	9	0	.400	266	363
Washington	6	10	0	.375	261	293	Baltimore	7	9	0	.438	355	387
St. Louis	5	11	0	.313	299	350	NV Jets	4	12	0	.250	302	395
NY Giants	4	12	0	.250	249	425	AFC West						
NFC West							San Diego	11	5	0	.688	418	327
Atlanta	12	4	0	.750	405	272	Oakland	11	5	0	.688	354	305
Los Angeles	11	5	0	.688	424	269	Kansas City	8	8	0	.500	319	336
San Francisco	6	10	0	.375	320	415	Denver	8	8	0	.500	310	323
New Orleans	1	15	0	.063	291	487	Seattle	4	12	0	.250	291	408

Dal defeated LA, 24-13, in NFC wild card. Phi defeated Min, 31-16, and Dal defeated Atl, 30-27, in NFC playoffs. Phi defeated Dal, 20-7, for NFC title. Oak defeated Hou, 27-7, in AFC wild card. SD defeated Buf, 20-14, and Oak defeated Cle, 14-12, in AFC playoffs. Oak defeated SD, 34-27, for AFC title. Oak defeated Phi, 27-10, for NFL title in SB XV.

IN 1980: The U.S. Olympic hockey team stuns the sports world, capturing the gold medal at Lake Placid.

1981

Record: 8-8, 2nd NFC Central

Date	W/L	Score	Opponent	Att
9/6	W	24-17	San Francisco	62/123
9/13	W	20-28	at San Diego	51/69
9/20	L	20-52	at Minnesota	45/330
9/27	W	18-0	Oakland	77/91*
10/4	L	10-28	at Tampa Bay	71/73
10/11	L	21-27	at Denver	74/81*
10/19	W	48-17	Chicago	71/73*
10/25	W	31-27	Green Bay	76/105*
11/1	L	19-20	at Los Angeles	61/84
11/8	L	31-33	at Washington	52/106
11/15	W	27-24	Dallas	79/69*
11/22	W	29-10	at Chicago	50/82*
11/28	L	27-10	Kansas City	76/75*
12/6	L	17-31	at Green Bay	54/81*
12/12	W	46-7	Minnesota	73/42*
12/20	L	17-20	Tampa Bay	80/44*

* Silverdome sellout

Usual Starters

Offense	WR	LT	C	RG	RT	TE	WR	QB	RB	RB	RB
	87	76	61	65	73	70	81	39	17	20	24
	Fred Scott	Karl Baldschwiler	Homer Elias	Amas Fowler	Russ Bolinger	Keith Dorney	David Hill	Leonard Thompson	Eric Hipple	Billy Sims	Dexter Bussey

Defense

LT	RT	RE	LB	LB	LB	LB	LB	LB	LB	LB	LB
75	78	60	60	60	60	60	60	60	60	60	60
Dave Pureifory	William Bay	Al Baker	Al Baker	Garry Cobb	Ken Fantetti	Stan White	Wayne Smith	James Hunter	Jimmy Allen	Ray Oldham	

Pro Bowl Selections: Doug English (DT), Billy Sims (RB), Tom Skladany (P)

Team Statistics

Total First Downs	Rushing	Passing	Penalty	3rd Down/Made/Att	3rd Down Pct.	Possession Avg.	Total Net Yards	Avg. Per Game	Total Plays	Avg. Per Play	Net Yards Rushing	Avg. Per Game	Total Rushes	Net Yards Passing	Avg. Per Game	Sacked/Yards Lost	Gross Yards	Att./Completions	Completion Pct.	Had Intercepted	Punts/Average	Penalties/Yards	Fumbles/Ball Lost	Touchdowns	Rushing	Passing	Returns
340	167	158	26	64/214	29.9	31.35	4833	370.8	1076	3.5	375	174.7	596	3136	156.1	44/337	347.6	436/228	52.3	25	64/43.5	111/890	41/20	46	26	18	2

Opponents

Opp	Det	Chi	Ind	Min	Atl	San	Car	Tex	Den	Wash	Dal	Chi	Green	San	San	San	San	San	San	San	San	San	San	San	San	San	San	San
	279	158	158	29	29	29	29	29	29	29	29	29	29	29	29	29	29	29	29	29	29	29	29	29	29	29	29	29

Points Scored

Lions	Opponents
397	322

Scoring

TD	Ru	Pa	Rt	PAT	FG	S	Pts
0	0	0	0	46/46	0/0	0	121
75	73	0	0	0	0	0	90
7	3	0	0	0	0	0	42
5	5	0	0	0	0	0	30
4	4	0	0	0	0	0	24
4	4	0	0	0	0	0	12
3	3	0	0	0	0	0	12
1	1	0	0	0	0	0	6
1	1	0	0	0	0	0	6
1	1	0	0	0	0	0	6
1	1	0	0	0	0	0	6
1	1	0	0	0	0	0	6
1	1	0	0	0	0	0	6
46	26	18	2	46/46	25/35	0	397
38	14	22	2	37/38	19/22	0	322

Rushing

Sims	Bussey	Kane	V. Thompson	Hipple	L. Thompson	Nichols	Porter	V. Thompson	Lions	Opponents
296	106	77	35	41	10	7	7	7	586	468
1437	446	392	211	188	76	50	27	25	2795	1823
4.9	4.2	4.3	6.0	4.5	7.5	7.1	3.8	3.6	4.7	4.1
23	20	30	30	18	20	20	10	10	51	68
2	2	2	1	1	1	1	1	1	26	14

Receiving

Rec	Yds	Avg	Lg	TD
53	1022	19.3	48	5
33	462	14.0	34	4
30	550	18.3	34	4
28	351	12.5	31	3
28	211	10.8	41	3
18	187	10.4	40	1
18	92	5.1	16	0
10	222	22.2	59	0
8	132	16.5	34	0
8	40	5.0	17	0
3	63	21.0	27	0
3	84	28.0	16	0
3	19	6.3	16	0
2	3475	15.2	94	18
2	3596	13.8	95	12

Passing

Att	Cmp	Yds	Cmp%	Avg	TD	Int	Int%	Lg	Sk/Y	Rtg
279	140	2358	50.2	8.45	14	5.0	15	5.4	94	73.3
96	56	784	58.3	8.17	3	3.1	5	5.2	45	74.4
57	29	290	50.9	5.09	1	1.8	3	5.3	46	49.6
3	3	43	100.0	14.33	0	0.0	0	0.0	19	145.1
3	0	0	0.0	0.00	0	0.0	0	0.0	0	21
436	229	3475	52.3	7.97	18	4.1	23	5.9	94	70.5
475	261	3596	54.9	7.57	22	4.6	24	5.1	95	73.8

Interceptions

Int	Yds	Avg	Lg	TD
9	123	13.7	34	0
7	37	5.3	16	0
3	23	7.7	17	0
2	16	8.0	10	0
1	60	60.0	60	0
1	10	10.0	10	0
1	9	9.0	9	0
1	0	0.0	0	0
1	0	0.0	0	0
1	0	0.0	0	0
1	0	0.0	0	0
1	0	0.0	0	0
24	285	11.9	60	1
23	274	11.9	92	1

Punting

Pnt	Yds	Avg	In	Lg
64	2784	43.5	21	74
64	2784	43.5	21	74
81	3471	42.9	16	73

Punt Returns

PR	FC	Yds	Avg	Lg	TD
32	8	450	8.7	45	0
32	8	450	8.7	45	0
39	6	450	8.7	39	0

Kickoff Returns

KR	Yds	Avg	Lg	TD
25	510	20.4	34	0
25	510	20.4	34	0
4	74	18.5	26	0
3	33	11.0	14	0
2	23	11.5	12	0
1	0	0.0	0	0
1	0	0.0	0	0
61	1164	19.1	36	0
70	1257	18.0	45	0

Field Goals

Murray	Lions	Opponents
1/1	1/1	1/1
5/5	5/5	5/5
8/9	8/9	8/9

NFC Standings

W	L	T	Pct	Pts	OP	AFC Central	W	L	T	Pct	Pts	OP
8	8	0	.500	315	268	Pittsburgh	12	4	0	.750	421	304
6	9	0	.400	287	292	Cincinnati	9	9	0	.500	266	287
6	9	0	.400	324	351	Houston	7	9	0	.438	241	276
6	10	0	.375	253	324	Cleveland	5	11	0	.313	276	375
12	4	0	.750	367	277	AFC East	11	4	1	.719	345	275
10	6	0	.625	288	221	Miami	10	6	0	.625	355	287
9	7	0	.563	233	257	Buffalo	10	6	0	.625	311	276
8	8	0	.500	347	349	Baltimore	9	7	0	.563	239	333
7	9	0	.438	315	408	New England	2	14	0	.125	322	370
13	3	0	.813	357	250	AFC West	10	6	0	.625	478	390
10	6	0	.625	288	221	San Francisco	10	6	0	.625	321	289
6	10	0	.375	253	324	Atlanta	9	7	0	.563	305	290
4	12	0	.250	207	278	Kansas City	9	9	0	.500	273	313
						Lakeland	6	10	0	.375	322	388

NYG defeated Phi, 27-21, in NFC wild card. Dal defeated TB, 36-0, and SF defeated NYG, 38-24, in NFC playoffs. SF defeated Dal, 28-27, for NFC title. Buf defeated NYJ, 31-27, in AFC wild card. SD defeated Mia, 41-38, and Cin defeated Buf, 28-21, in AFC playoffs. Cin defeated SD, 27-7, for AFC title. SF defeated Cin, 26-21, for NFL title in SB XVI.

IN 1981: U.S.-Iran agreement frees 52 hostages held in Teheran since 1979.

1982

Record: 4-5, 4th NFC Central

Date	W/L	Score	Opponent	Att
9/12	W	17-10	Chicago	71/337
9/19	W	19-14	at L.A. Rams	59/470
11/01	W	17-20	at Chicago	46/283
11/25	L	6-13	NV Giants	64/348
12/06	L	13-28	NV Jets	79/361
12/12	W	30-10	at Green Bay	51/275
12/19	L	31-34	Minnesota	73/558
12/26	W	21-26	at Tampa Bay	65/397
1/02	W	27-24	Green Bay	64/377
NFC Playoffs				
1/8	L	7-31	at Washington	55/045

Usual Starters

Offense	Defense
WR 87 Fred Scott	LB 75 Dave Purefory
WR 72 Chris Dietrich	LB 79 William Gay
LG 61 Homer Elias	RT 78 Doug English
C 65 Amas Fowler	RC 60 Al Baker
RG 67 Don Breco	LLB 59 Gary Cobb
RT 70 Keith Dorney	MLB 57 Ken Fantetti
TE 80 Ujesses Norris	RLB 68 Stan White
WR 39 Leonard Thompson	LCB 29 Bobby Watkins
DB 16 Gary Danielson	RDB 26 James Hunter
RB 20 Billy Sims	FS 35 Alvin Hall
RB 24 Dexter Bussey	SS 23 Ray Oldham

Pro Bowl Selections: Keith Dorney (T), Doug English (OT), Billy Sims (RB)

Team Statistics

	Det	Opp
Total First Downs	160	162
Rushing	60	54
Passing	83	96
Penalty	17	12
3rd Down: Made/Att	42/126	57/129
3rd Down Pct.	33.3	38.8
Possession Avg.	30:12	29:48
Total Net Yards	2534	2722
Avg. Per Game	201.6	210.2
Total Plays	530	591
Avg. Per Play	4.8	4.6
Net Yards Rushing	1022	854
Avg. Per Game	113.6	94.9
Total Rushes	283	371
Net Yards Passing	1512	1868
Avg. Per Game	168.0	207.8
Sacked/Yards Lost	10/242	32/230
Gross Yards	1754	2098
Att./Completions	285/136	288/155
Completion Pct.	47.7	53.8
Had Intercepted	18	18
Punts/Average	40/40.9	40/39.8
Net Punting Avg.	33.9	32.5
Penalties/Yards	58/648	74/605
Fumbles/Ball Lost	23/8	21/8
Touchdowns	19	20
Rushing	6	6
Passing	12	11
Returns	2	3

Points Scored

	Q1	Q2	Q3	Q4	OT	Pts
Lions	72	31	37	41	-	181
Opponents	24	58	33	61	-	176

Scoring

	TD	Ru	Pa	Rt	PAT	FG	S	Pts
Murray	0	0	0	0	16/16	11/12	0	49
Hill	4	4	4	0	0/0	0/0	0	24
Sims	4	4	0	0	0/0	0/0	0	24
Thomson	4	0	4	0	0/0	0/0	0	24
Nichols	2	0	0	0	3/3	5/5	0	12
Hall	1	0	0	0	0/0	0/0	0	6
King	1	0	0	0	0/0	0/0	0	6
Oldham	1	0	0	0	0/0	0/0	0	6
Rubick	1	0	0	0	0/0	0/0	0	6
Scott	1	0	0	0	0/0	0/0	0	6
Lions	19	6	12	3	19/19	16/17	0	181
Opponents	20	6	11	3	20/20	12/21	0	176

Rushing

	Att	Yds	Avg	Lg	TD
Sims	172	639	3.7	29	4
Bussey	46	156	3.4	16	0
Danielson	23	62	2.7	16	0
King	18	67	3.7	25	0
Hipple	10	57	5.7	20	0
Kane	7	17	2.4	6	0
L. Thompson	2	16	8.0	13	0
Nichols	1	3	3.0	3	0
Rubick	1	1	1.0	1	0
Scott	1	16	16.0	11	0
Lions	283	1022	3.6	29	5
Opponents	271	854	3.2	18	6

Receiving

	Rec	Yds	Avg	Lg	TD
Sims	34	342	10.1	27	4
Hill	22	252	11.5	27	0
L. Thompson	17	328	19.3	70	4
Bussey	16	136	8.6	21	0
Scott	13	231	17.8	36	0
T. Porter	12	224	18.8	23	0
King	7	74	8.2	14	1
Nichols	4	46	11.3	48	2
Norris	3	141	47.0	30	2
Kane	2	62	31.0	21	0
Cobb	2	25	12.5	25	0
Martin	1	16	16.0	16	0
Lions	136	1754	12.9	70	11
Opponents	155	2098	13.5	85	12

Passing

	Att	Comp	Yds	Comp%	Avg	TD	Int	Int%	Lg	Sk/Y	Rtg
Danielson	197	100	1343	50.8	6.82	10	51	14	71	70	67.3
Hipple	86	36	411	41.9	4.78	2	23	4	47	82	45.0
T. Porter	1	0	0	0.0	0.00	0	0	0	0	0	39.5
Skadany	1	0	0	0.0	0.00	0	0	0	0	0	38.5
Lions	285	136	1754	47.7	6.15	12	42	18	63	70	56.5
Opponents	268	155	2098	53.8	7.29	11	38	16	63	85	63.7

Interceptions

	Int	Yds	Avg	Lg	TD
Watkins	5	22	4.4	20	0
White	2	21	10.5	16	0
Hunter	2	18	9.0	16	0
Cobb	2	6	3.0	6	0
Oldham	2	35	17.5	16	0
Smith	1	10	10.0	10	0
Gay	1	7	7.0	7	0
Gray	1	5	5.0	5	0
Williams	1	4	4.0	4	0
Hall	1	2	2.0	2	0
Lions	10	173	17.3	16	0
Opponents	25	316	12.6	78	5

Punting

	Pnt	Yds	Avg	Net	TB	In	Lg	B
Skadany	36	1483	41.2	-	3	3	55	8
James	12	481	40.1	-	0	0	50	0
Lions	48	1964	40.9	33.9	3	3	55	8
Opponents	46	1830	39.8	32.5	3	7	53	0

Punt Returns

	PR	FC	Yds	Avg	Lg	TD
Martin	2	26	275	137.5	106	0
Lions	2	4	275	137.5	106	0
Opponents	6	4	63	10.6	36	0

Kickoff Returns

	KR	Yds	Avg	Lg	TD
Hall	16	426	26.6	96	1
Martin	16	268	16.8	27	0
King	2	23	11.5	15	0
Kane	1	19	19.0	19	0
L. Lee	1	14	14.0	14	0
Lions	36	750	20.8	96	1
Opponents	38	755	19.9	76	0

Field Goals

	1-19	20-29	30-39	40-49	50+
Murray	0/0	0/6	2/2	3/4	0/0
Thomas	0/0	0/3	2/2	2/2	0/0
Lions	0/0	0/6	5/5	5/6	0/0
Opponents	1/1	4/5	3/7	3/7	1/1

NFL Standings

NFC	W	L	T	Pct	Pts	OP	AFC	W	L	T	Pct	Pts	OP
Washington	8	0	0	.889	180	128	L.A. Raiders	8	1	1	.818	260	210
Dallas	6	3	0	.667	226	145	Miami	7	1	0	.714	198	131
Green Bay	5	3	3	.611	226	169	Cincinnati	7	7	7	.714	232	177
Minnesota	4	4	4	.556	187	198	Pittsburgh	6	6	0	.667	204	146
Atlanta	4	4	0	.556	183	198	San Diego	6	6	0	.667	246	221
St. Louis	3	5	5	.389	170	100	NV Jets	5	6	0	.455	166	166
Tampa Bay	3	5	5	.389	158	178	New England	5	5	4	.455	143	157
DETROIT	4	4	5	.444	161	176	Cleveland	4	4	4	.444	140	182
New Orleans	4	4	5	.444	129	160	Buffalo	4	4	4	.444	150	154
NV Giants	3	4	0	.444	164	160	Seattle	4	4	4	.444	127	147
San Francisco	3	5	0	.389	209	206	Kansas City	3	6	0	.333	176	184
Chicago	3	5	0	.389	141	171	Denver	3	6	0	.333	148	223
Philadelphia	3	6	0	.333	191	195	Houston	1	1	0	.111	136	245
L.A. Rams	2	7	0	.222	200	250	Baltimore	0	8	1	.000	113	236

Was defeated DET, 31-7, GB defeated STL, 41-16, Min defeated Atl, 30-24, and Dal defeated TB 30-17, in NFC first round playoffs. Was defeated Min, 21-7, and Dal defeated GB, 37-26, in NFC second round playoffs. Was defeated Dal, 31-17, for NFC title. Mia defeated NE, 20-13, and Dal defeated DE, 27-10, NVJ defeated Cin, 44-17, and SD defeated Pit, 31-28, in AFC first round playoffs. WJ defeated LAR, 17-14, and Mia defeated SD, 34-13, in AFC second round playoffs. Mia defeated NYJ, 14-0, for AFC title. Was defeated Mia, 27-17, for NFL title in SB XVII.

IN 1982: Artificial heart implanted for the first time in Dr. Barney Clark at the University of Utah Medical Center.

1983

Record: 9-7, 1st NFC Central

Date	W/L	Score	Opponent	Att
9/10	W	11-0	at Tampa Bay	62/154
9/13	L	26-31	Cleveland	80/295
9/18	L	16-30	Atlanta	54/262
9/25	L	17-20	at Minnesota	56/254
10/2	L	10-21	at L.A. Rams	49/403
10/9	W	38-14	Green Bay	67/336
10/16	W	31-9	Chicago	66/709
10/23	L	17-30	at Washington	43/169
10/30	W	39-17	at Chicago	58/284
11/7	W	15-9	NY Giants	68/985
11/13	L	17-27	at Houston	40/160
11/20	W	23-20 (ot)	at Green Bay (Mil)	50/350
11/27	W	45-3	Pittsburgh	77/224
12/4	W	15-2	Minnesota	79/169*
12/11	L	6-17	at Cincinnati	45/228
12/18	W	23-20	Tampa Bay	78/253*

NFC Playoffs

12/31	L	23-24	at San Francisco	58/286
-------	---	-------	------------------	--------

* Silverdome sellout

Usual Starters

Offense	Defense
WR 86 Mark Nichols	LE 62 Curtis Green
LT 72 Chris Dietrich	RT 78 Mike Dawson
LG 61 Homer Elias	RE 76 Doug English
C 67 Steve Mott	RC 73 William Gay
RG 65 Don Brisco	LLB 39 Gary Cobb
RT 70 Keith Dorney	MLB 27 Ken Fantetti
TE 80 Ulysses Norris	RLB 59 Jimmy Williams
WR 39 Leonard Thompson	LCB 27 Bobby Watkins
QB 17 Eric Hipple	RCB 43 Al Lattimer (8); 29 Bruce McNorton (8)
RB 20 Billy Sims	LS 15 Alvin Hall
RB 80 James Jones	RS 38 William Graham

Pro Bowl Selections: Doug English (DT), William Gay (DE)

Team Statistics

Total First Downs	Det	Opp
Rushing	156	153
Passing	166	161
Penalty	23	30
3rd Down: Made/Att	97/224	80/213
3rd Down Pct.	43.3	37.6
Possession Avg.	30:08	29:32
Total Net Yards	5196	5210
Avg. Per Game	321.0	326.0
Total Plays	1061	1061
Avg. Per Play	4.8	4.9
Net Yards Rushing	2181	2104
Avg. Per Game	136.3	131.5
Total Rushes	513	503
Net Yards Passing	2965	3105
Avg. Per Game	184.7	194.5
Sacked/Yards Lost	45/342	43/289
Gross Yards	3297	3401
Att./Completions	519/263	515/297
Completion Pct.	50.7	57.7
Head Intercepted	23	22
Punts/Average	49/40.4	49/40.1
Net Punting Avg.	N/A	31.2
Penalties/Yards	118/888	117/1062
Fumbles/Ball Lost	4/16	3/15
Touchdowns	35	33
Rushing	18	21
Passing	19	1
Returns	1	1

Points Scored

Lions	Opponents
75	100
54	122

Scoring

Player	TD	Ru	Pa	PaT	FG	S	Pts
Murray	0	0	0	38/38	25/32	0	113
Jones	7	0	0	0/0	0/0	0	42
Norris	7	0	0	0/0	0/0	0	42
Sims	7	0	0	0/0	0/0	0	42
Chadwick	4	0	4	0/0	0/0	0	24
L. Thompson	4	0	3	0/0	0/0	0	24
Hipple	3	1	0	0/0	0/0	0	18
Bussey	3	0	0	0/0	0/0	0	18
Martin	1	0	0	0/0	0/0	0	6
Nichols	1	0	0	0/0	0/0	0	6
Rubick	1	0	0	0/0	0/0	0	6
Scott	1	0	0	0/0	0/0	0	6
V. Thompson	1	0	0	0/0	0/0	0	6
Fanning	0	0	0	0/0	0/0	2	2
Lions	38	18	19	38/38	25/32	3	247
Opponents	33	11	21	32/33	18/26	1	286

Rushing

Player	Att	Yds	Avg	Lg	TD
Jones	220	1040	4.7	35	6
Bussey	95	475	5.0	18	0
Hipple	57	249	4.4	26	0
V. Thompson	41	171	4.2	27	0
L. Thompson	40	138	3.5	10	0
Kane	4	72	18.0	40t	1
Nichols	4	19	4.8	9	0
Danielson	3	15	5.0	13	0
King	1	6	6.0	6	0
Black	1	-10	-5.0	0	0
Lions	513	2181	4.3	41	18
Opponents	503	2104	4.2	42	11

Receiving

Player	Rec	Yds	Avg	Lg	TD
Jones	46	467	10.2	46	1
Sims	41	419	10.0	54	0
L. Thompson	41	375	9.2	30t	0
Chadwick	39	617	15.8	46	0
Norris	26	261	10.0	41	1
Rubick	10	81	8.1	15	0
King	7	76	10.9	14	0
Bussey	6	46	7.7	14t	0
Scott	7	71	10.2	14t	0
V. Thompson	16	16	1.0	0	0
Kane	5	75	15.0	0	0
McCall	6	6	1.0	0	0
Lions	263	3297	12.5	80t	19
Opponents	297	3401	11.5	84	21

Passing

Player	Att	Comp	Yds	Yds%	Avg	TD	Int	Int%	Lg	Sk/V	Rtg
Hipple	387	204	2577	52.7	6.66	12	31	18	4.7	80t	37(274)
Danielson	113	59	720	52.2	6.37	7	6	2	3.5	54	8(68)
Jones	2	0	0	0.0	0.0	0	0	0	0.0	0	39.6
Black	1	0	0	0.0	0.0	0	1	100.0	0	0	0.0
Lions	503	263	3297	52.3	6.56	19	41	23	3.8	80t	45(242)
Opponents	515	287	3401	51.7	4.40	21	41	22	4.1	84	43(289)

Interceptions

Player	Int	Yds	Avg	Lg	TD
McNorton	7	30	4.3	15	0
Watkins	4	4	1.0	0	0
Cobb	4	46	12.0	31	0
Watt	3	19	6.3	13	0
Barnes	2	2	1.0	0	0
Hall	1	18	18.0	18	0
Fantetti	1	0	0.0	0	0
Lattimer	1	0	0.0	0	0
Watkins	1	0	0.0	0	0
Opponents	22	185	8.4	70	0
	25	241	10.5	31	0

Punting

Player	Pnt	Yds	Avg	Net	In	Lg	B
Black	71	2911	41.1	34.2	17	60	1
Lions	72	2911	40.4	33.7	17	60	1
Opponents	79	3167	40.1	31.2	14	64	2

Punt Returns

Player	PR	Yds	Avg	Lg	TD
Jenkins	23	230	10.0	43	0
Martin	16	183	12.2	31t	0
Hall	8	109	13.6	66	0
Lattimer	0	0	0.0	0	0
Lions	46	416	11.3	31t	0
Opponents	39	302	7.7	31	0

Kickoff Returns

Player	KR	Yds	Avg	Lg	TD
Hall	23	492	21.4	32	0
Jenkins	4	469	20.9	33	0
Martin	4	100	17.5	31	0
Saver	4	71	17.8	33	0
Curley 1-7; King 1-1; E. Lee 1-1; Norris 1-0					
Lions	61	1191	19.5	51	0
Opponents	71	1146	16.1	49	0

Field Goals

Player	M	Att	Pct	Yds	Opp
Murray	0/0	0/0	0.0	0/0	0/0
Lions	6/6	6/6	100.0	13/14	3/7
Opponents	9/10	9/10	90.0	4/6	4/8

Defense

Player	IT	ST	AT	Sk	Yds	PD	FF	FR
Fantetti	132	0	0	0	0	0	0	0
Graham	59	25	29	0	0	0	0	0
Hall	111	68	43	0	0	5	4	2
Cobb	109	68	42	0	7	0	3	0
Williams, J	101	59	42	1	8	0	0	0
Watkins	85	61	29	0	0	0	0	0
English	64	37	27	0	0	0	0	0
Soren	57	25	15	0	4.5	0	0	0
McNorton	59	44	13	0	0	11	1	0
Gay	59	46	13	0	4.5	2	1	0
Cofey	40	21	13	0	29	0	0	0
Barnes	29	27	17	0	0	0	0	0
Dawson	26	17	11	0	0	0	0	0
Lattimer	25	16	7	0	0	0	0	0
Fanning	19	13	10	0	4	0	0	0
Johnson, D	10	10	10	0	0	0	0	0
Moss	9	9	9	0.5	0.5	0	0	0
Harrell	8	8	8	0	0	0	0	0
Dog	3	3	3	0	0	0	0	0
Harvey	3	3	3	0	0	0	0	0
Lions	1058	669	389	43	302	50	10	14

NFL Standings

NFC Central	W	L	T	Pct	AFC Central	W	L	T	Pct
DET/ITT	9	8	0	.563	Pittsburgh	10	6	0	.625
Green Bay	0	0	0	.000	Cleveland	9	7	0	.563
Chicago	0	0	0	.000	Cincinnati	7	9	0	.438
Minnesota	0	0	0	.000	Houston	2	14	0	.125
Tampa Bay	2	14	0	.125	AFC East				
NFC East					Miami	12	4	0	.750
Washington	14	2	0	.875	New England	10	6	0	.625
Baltimore	12	4	0	.750	Buffalo	9	8	0	.500
St. Louis	8	7	1	.531	Baltimore	7	7	0	.438
Philadelphia	5	11	0	.313	NY Jets	7	9	0	.438
NY Giants	3	12	1	.219	AFC West				
NFC West					L.A. Raiders	12	4	0	.750
San Francisco	10	6	0	.625	Seattle	14	7	0	.693
L.A. Rams	0	0							

1984

Record: 4-11-1, 4th NFC Central

Date	W/L	Score	Opponent	Att
9/6		27-30	San Francisco	56/782
9/16	W	27-24 (ot)	at Atlanta	49/878
9/23	L	17-21	at Tampa Bay	44/563
9/30	L	24-27	Minnesota	57/511
10/7	L	7-28	at San Diego	59/849
10/17	L	7-28	Denver	55/836
10/24	W	13-7 (ot)	Tampa Bay	44/306
10/31	L	16-14	at Minnesota	57/553
11/6	L	9-41	at Green Bay	54/399
11/14	L	23-23	Philadelphia	55/141
11/21	L	14-28	at Washington	50/212
11/28	L	14-16	at Chicago	54/311
12/6	W	31-28	Green Bay	63/696
12/10	L	17-16	at Seattle	62/441
12/16	L	13-30	L.A. Raiders	66/710
			Chicago	53/252

Usual Starters

Offense	Defense
WR 86 Mark Nichols	LE 78 55 Michael Cofer
TE 73 Don Easter	RB 79 79 Curtis Green
LG 72 Chris Dietrich	DT 76 76 Doug English
C 65 Amas Fowler	RE 75 75 William Gay
RG 67 Don Greco	LB 63 63 Garry Cobb
RT 70 Keith Dorney	MLB 61 61 Ken Fantetti
QB 84 Bob Rubick	OLB 59 59 Jimmy Williams
WR 86 Gary Danielson	ROB 58 58 Bruce McNorton
RB 20 Billy Sims	LS 58 58 William Graham
PB 30 James Jones	RS 58 58 Alvin Hall

Team Statistics

Total First Downs	Det	Opp
Rushing	118	120
Passing	170	177
Penalty	18	3
3rd Down Made/Att	84/215	90/216
3rd Down Pct.	39.1	41.7
4th Down Made/Att	9/19	4/6
4th Down Pct.	47.4	66.7
Possession Avg.	29:43	30:17
Total Net Yards	5318	5318
Avg. Per Game	332.4	332.4
Total Plays	1038	1022
Avg. Per Play	5.1	5.2
Net Yards Rushing	2017	1808
Avg. Per Game	206.3	184.8
Total Rushes	446	519
Net Yards Passing	3501	3510
Avg. Per Game	350.1	351.0
Sacked/Yards Lost	6/486	5/271
Gross Yards	478	578
Att./Completions	531/298	466/288
Completion Pct.	56.1	61.8
Had Intercepted	29	14
Punts/Average	76/40.1	73/40.0
Net Punting Avg.	39.7	39.7
Penalties/Yards	138/1165	117/978
Fumbles/Ball Lost	36/14	36/14
Touchdowns	48	48
Rushing	19	17
Passing	19	27
Returns	0	4

Points Scored

Lions	Opponents
47	108
108	133

Scoring TD

Player	TD	Ru	Pa	PaT	FG	S	Pts
Murray	0	0	0	31/31	20/27	0	91
J. Jones	3	0	0	0/0	0/0	0	48
L. Thompson	0	0	0	0/0	0/0	0	36
Sims	3	0	0	0/0	0/0	0	30
Danielson	3	0	0	0/0	0/0	0	24
Chadwick	0	0	0	0/0	0/0	0	18
Lewis	0	0	0	0/0	0/0	0	18
Jenkins	0	0	0	0/0	0/0	0	6
Nichols	0	0	0	0/0	0/0	0	6
Rubick	0	0	0	0/0	0/0	0	6
Lions	32	13	19	31/31	20/27	0	283
Opponents	48	17	27	48/48	24/29	0	408

Rushing Yds

Player	Yds	Att	Avg	Lg	TD
Sims	130	687	5.3	31	3
J. Jones	137	592	3.9	34	3
Jenkins	78	358	5.6	25	0
Danielson	31	516	5.3	40	3
Bussay	7	308	3.8	18	0
D'Addio	7	46	6.6	14	0
Wilkowski	3	33	6.7	10	0
Nichols	1	27	9.0	15	0
Martin	1	12	12.0	12	0
Chadwick	1	9	9.0	4	0
Machurek	1	3	3.0	2	0
Hipple	1	1	1.0	1	0
Black	1	5	5.0	4	0
L. Thompson	1	7	7.0	4	1
Lions	446	2017	4.6	31	13
Opponents	519	1808	3.5	49	17

Receiving Yds

Player	Yds	Att	Avg	Lg	TD
J. Jones	77	662	8.6	39	6
L. Thompson	50	773	15.5	69	6
Chadwick	37	540	16.6	36	2
Nichols	34	744	21.9	47	0
Sims	34	239	7.1	20	0

Player	Att	Comp	Yds	Cmp%	Avg	TD	Int	Int%	Lg	SK/Y	Rtg
Jenkins	21	0	0	0.0	0.0	0	0	0.0	0	0	0
Lewis	16	0	0	0.0	0.0	0	0	0.0	0	0	0
Rubick	14	0	0	0.0	0.0	0	0	0.0	0	0	0
Bussay	13	0	0	0.0	0.0	0	0	0.0	0	0	0
Mandley	12	0	0	0.0	0.0	0	0	0.0	0	0	0
McCall	12	0	0	0.0	0.0	0	0	0.0	0	0	0
Danielson	12	0	0	0.0	0.0	0	0	0.0	0	0	0
D'Addio	12	0	0	0.0	0.0	0	0	0.0	0	0	0
Martin	9	0	0	0.0	0.0	0	0	0.0	0	0	0
Lions	296	99	3787	12.8	12.8	11	49	16.2	77	29	49
Opponents	288	87	3782	30.2	13.1	11	38	12.5	77	29	49

Player	Att	Comp	Yds	Cmp%	Avg	TD	Int	Int%	Lg	SK/Y	Rtg
Danielson	410	252	3076	61.5	7.5	10	41	10.0	37	77	41/335
Machurek	43	15	193	32.6	4.4	0	6	14.0	48	48	8.3
Hipple	19	10	206	49.7	8.47	0	0	0.0	26	0	52.0
Wilkowski	3	2	20	66.7	6.67	0	0	0.0	17	0	17.4
J. Jones	5	3	62	60.0	12.40	0	0	0.0	29	0	169.3
Jenkins	0	0	0.0	0.0	0.0	0	0.0	0.0	0	0	39.6
Lions	531	298	3787	56.1	7.13	19	36	6.2	77	61/486	73.2
Opponents	466	288	3782	61.8	8.12	27	5.8	14.4	73	37/271	94.2

Player	Int	Yds	Avg	Lg	TD
Watkins	0	0	0.0	0	0
Graham	2	22	11.0	15	0
Hall	2	64	32.0	36	0
McNorton	2	0	0.0	0	0
Fantetti	2	14	7.0	6	0
Lions	14	22	95	11.4	36
Opponents	14	22	91	11.4	63

Player	Pnt	Yds	Avg	Net	TB	In	Lg	TD
Black	76	3164	41.6	32.7	8	13	63	0
Lions	76	3164	41.6	32.7	8	13	63	0
Opponents	79	2921	40.0	33.9	10	13	60	0

Player	PR	Yds	FC	Avg	Lg	TD
Martin	25	89	3.5	8.4	23	0
Hall	30	210	7.0	4.3	23	0
Mandley	2	1	0.5	0.0	0	0
Jenkins	1	0	0.0	0.0	0	0
Johnson	1	0	0.0	0.0	0	0
Lions	36	11	241	6.7	23	0
Opponents	49	2	516	10.5	69	1

Player	KR	Yds	Avg	Lg	TD
Mandley	22	177	8.0	42	0
Hall	19	396	20.3	46	0
Jenkins	18	396	20.3	46	0
Martin	10	144	14.4	23	0
Meade	4	32	8.0	15	0
D'Addio	0	0	0.0	0	0
Lions	70	1247	17.8	46	0
Opponents	64	1250	20.9	44	0

Player	FG	Yds	Avg	Lg	TD
Murray	29	171	5.9	37	0
Lions	29	171	5.9	37	0
Opponents	27	176	6.5	37	0

Player	TT	ST	AT	Sk	Yds	PD	FF	FR
Hall, A.	147	94	63	0	0	0	0	0
Williams, J.	140	105	35	0	4	5	0	1
Graham	139	96	42	0	0	0	0	0
Fantetti	135	94	41	1.5	13	2	0	0
Cobb	128	95	33	0	0	0	0	0
Cofer	126	93	33	0	0	0	0	0
English	95	62	26	37	48	1	1	1
McNorton	79	54	25	0	0	0	0	0
Gay	75	52	26	0	0	0	0	2
Green	71	52	23	8.5	72	0	0	0
Watkins	67	58	26	0	0	0	0	0
Johnson	57	40	20	0	0	0	0	0
Barnes	57	25	12	0	0	0	0	0
Frizzell	51	21	17	4	0	0	0	0
Doig	19	17	7	7	4	0	0	0
Latimer	17	12	12	0	0	0	0	0
Williams, E.	9	9	4	0	0	0	0	0
Moss	4	2	4	0	0	0	0	0
King	4	5	4	0	0	0	0	0
Dodge	4	4	3	0	0	0	0	0
Iautolo	4	4	4	0	0	0	0	0
Lions	1335	962	373	37	273	26	7	10

NFL Standings	W	L	T	Pct	Pts	OP	AFC Central	W	L	T	Pct.	Pts	OP
Chicago	10	6	0	.625	325	246	Pittsburgh	8	8	0	.500	367	310
Green Bay	8	8	0	.500	390	309	Cincinnati	8	8	0	.500	339	339
Tampa Bay	10	0	0	.375	335	360	Cleveland	5	11	0	.313	250	297
DETROIT	11	1	0	.261	263	400	Houston	3	13	0	.168	240	437
Minnesota	3	13	0	.186	276	484	AFC East						
Washington	11	5	0	.688</									

1986

Record: 5-11, 3rd NFC Central

Date	W/L	Score	Opponent	Att
9/14	W	13-10	at Minnesota	54/651
9/21	L	7-31	Dallas	13/112
9/28	L	20-24	Tampa Bay	38/453
10/5	L	21-24	at Cleveland	42/228
10/12	W	24-13	Houston	41/960
10/19	W	21-14	at Green Bay	59/250
10/26	L	10-14	at L.A. Rams	50/262
11/2	L	17-24	at Chicago	52/493
11/9	W	10-24	Cincinnati	52/725
11/16	W	13-11	Minnesota	51/568
11/23	W	38-7	at Philadelphia	51/194
12/7	L	40-44	at Tampa Bay	31/168
12/14	L	17-27	Green Bay	51/168
12/15	L	13-16	at Pittsburgh	45/042
12/21	L	6-20	Chicago	75/602
			Atlanta	35/255

* Silverdome sellout

Usual Starters

Offense

WR	89	Jeff Chadwick
LT	75	Lomas Brown
LG	73	Harvey Salem
C	72	Steve Mott
RT	70	Keith Orne
RB	71	Rick Stengler
TE	81	Jimmie Giles
WR	80	Carl Bland
QB	17	Eric Hipple
RB	32	Barry James
FB	30	James Jones

Defense

LE	77	Keith Ferguson
NT	76	Eric Williams
LB	76	William Gay
LB	75	Jimmie Williams
LB	75	James Harrell
LB	75	Vernon Maxwell
LB	75	Michael Cofer
CB	86	Duane Ballouway
CB	86	Bruce McNorton
DB	86	Demetrius Johnson
DB	86	Devon Mitchell

Team Statistics

Total First Downs

	Det	Opp
Rushing	287	258
Passing	100	194
Penalty	31	16
3rd Down: Made/Att	85/222	88/213
3rd Down Pct.	38.3	41.3
4th Down: Made/Att	7/14	5/8
4th Down Pct.	50.0	62.5

Possession Avg.

Total Net Yards	2842	3018
Avg. Per Game	46.5	51.9
Total Plays	1009	1028
Avg. Per Play	2.84	3.03

Net Yards Rushing

Total Rushes	1771	2349
Avg. Per Game	110.7	146.8
Total Yards	4704	5191
Avg. Per Game	278.4	280.0

Net Yards Passing

Total Passes	174	280
Yards Lost	19/323	4/230
Gross Yards	3107	3050
Att./Completions	500/286	468/279
Completion Pct.	57.2	59.6
Had Intercepted	60	58

Punts/Average

Net Punting Avg.	39.9	41.7
Penalties/Yards	84/658	83/618
Fumbles/Ball Lost	30/17	35/19

Touchdowns

Rushing	32	37
Passing	18	14
Returns	1	7

Points Scored

Lions	63	100
Opponents	63	100

Scoring TD

	Ru	Pa	Rt	PAT	FG	S	PTS
Murray	0	0	0	31/32	18/25	0	85
James	0	0	0	0	0	0	0
Chadwick	0	0	0	0	0	0	0
Thompson	0	0	0	0	0	0	0
Giles, T.B.-Det.	0	0	0	0	0	0	0
Giles, Det.	0	0	0	0	0	0	0
James	0	0	0	0	0	0	0
Bland	0	0	0	0	0	0	0
S. Williams	0	0	0	0	0	0	0
Hunter	0	0	0	0	0	0	0
Lewis	0	0	0	0	0	0	0
Mandley	0	0	0	0	0	0	0
Lions	32	18	16	31/32	18/25	0	87
Opponents	36	14	14	36/36	24/35	0	82

Rushing

	Att	Yds	Avg	Lg	TD
James	252	913	3.6	39	3
Moore	159	698	4.4	60	1
Hipple	5	75	15.0	18	0
J. Ferguson	3	46	15.3	16	0
Hunter	3	25	8.3	14	0
S. Williams	3	25	8.3	16	0
Long	2	22	11.0	9	0
Black	1	9	9.0	9	0
Lions	470	1771	3.8	60	13
Opponents	519	2349	4.5	55	15

Receiving

	Rec	Yds	Avg	Lg	TD
James	54	617	11.4	23	3
Chadwick	43	558	12.9	24	3
Bland	51	11.6	0.2	3	0
Giles, T.B.-Det.	17	376	22.1	30	3
Giles, Det.	19	198	10.4	30	0
James	219	614	2.8	26	0
Thompson	200	52.8	0.3	26	0
Hunter	34	218	6.4	36	0
Lewis	10	88	8.8	16	1

Moore	8	7	8	47	5.9	8	0
Mandley	106	15.1	0.0	15	0.0	0	0
Rubick	9	12.4	1.4	12	1.4	0	0
S. Williams	9	4.5	0.5	7	0.7	0	0
Lions	286	3107	10.9	61	18	14	14
Opponents	279	3090	11.1	73	18	16	16

	Att	Cmp	Yds	Cmp%	TD%	Int%	Lg	Sk/Y	Rtg
Hipple	305	192	1919	63.0	6.2	1.9	31	3.6	20/153
J. Ferguson	155	91	911	58.7	6.5	1.3	7	5.0	16/101
Long	40	21	207	52.5	0.0	2.0	5	2.0	8/63
Lions	500	286	3107	57.2	6.2	1.9	31	4.0	39/223
Opponents	488	279	3090	56.6	6.6	2.2	47	4.0	39/223

	Int	Yds	Avg	Lg	TD
Mitchell	11	92	8.4	10	0
Ballouway	4	58	14.5	36	0
McNorton	4	25	6.3	10	0
Griffin	4	34	8.5	21	0
D. Johnson	1	18	18.0	18	0
J. Williams	1	6	6.0	6	0
Bostic	1	7	7.0	7	0
K. Ferguson	1	20	20.0	20	0
E. Williams	1	20	20.0	20	0
Lions	22	190	8.6	36	0
Opponents	22	311	15.6	80	2

	Pnt	Yds	Avg	Net	In	Lg	B
Arnold	36	1533	42.8	4	1	57	0
Black	46	1819	39.5	5	1	50	1
Murray	37	37	1.0	1	0	37	0
Lions	85	3369	39.5	31	18	60	2
Opponents	88	2836	41.7	5	16	58	0

	PR	Yds	FC	Yds	Lg	TD
Mandley	9	9	0	420	9.8	1
Hill, Buf.-Det.	9	0	0	0	0	0
Lions	43	420	9.8	420	9.8	1
Opponents	39	14	517	13.3	84	2

	KR	Yds	Avg	Lg	TD
Hunter	49	1007	20.5	34	0
Elder, Ptt.-Det.	22	435	19.8	30	0
Elder, Det.	1	10	10.0	10	0
Bland	1	14	14.0	24	0
Smith	1	61	61.0	30	0
Graham	1	21	21.0	21	0
Mandley	1	37	37.0	37	0
Evans	1	0	0.0	0	0
Lions	67	321	18.5	54	0
Opponents	56	1096	19.6	36	0

	FG	Yds	Avg	Lg	TD
Murray	1-19	20-29	30-39	40-49	50+
Lions	12/12	12/12	7/8	8/8	9/6
Opponents	17/17	17/17	8/8	9/8	0/8

	Sk	Yds	PD	FF	FR
Johnson, D	11	112	0	2	0
Harrell	109	109	0	2	0
Maxwell	107	87	0	0	0
Cofer	73	73	0	0	0
Mitchell	69	69	0	0	0
Ballouway	65	65	0	0	0
McNorton	65	65	0	0	0
Robinson	46	46	0	0	0
Williams, E	33	33	0	0	0
Williams, F	33	33	0	0	0
Ferguson, K	33	33	0	0	0
Gay	33	33	0	0	0
Graham	30	30	0	0	0
Bostic	30	30	0	0	0
King	24	24	0	0	0
Green	24	24	0	0	0
Griffin	24	24	0	0	0
Black	24	24	0	0	0
Watkins	24	24	0	0	0
Butcher	24	24	0	0	0
Elder	24	24	0	0	0
Evans	24	24	0	0	0
Hill	24	24	0	0	0
Team	1	1	0	0	0
Lions	1096	828	208	41	290
Opponents	1081	828	208	39	323

	Sk	Yds	PD	FF	FR
Johnson, D	11	112	0	2	0
Harrell	109	109	0	2	0
Maxwell	107	87	0	0	0
Cofer	73	73	0	0	0
Mitchell	69	69	0	0	0
Ballouway	65	65	0	0	0
McNorton	65	65	0	0	0
Robinson	46	46	0	0	0
Williams, E	33	33	0	0	0
Williams, F	33	33	0	0	0
Ferguson, K	33	33	0	0	0
Gay	33	33	0	0	0
Graham	30	30	0	0	0
Bostic	30	30	0	0	0
King	24	24	0	0	0
Green	24	24	0	0	0
Griffin	24	24	0	0	0
Black	24	24	0	0	0
Watkins	24	24	0	0	0
Butcher	24	24	0	0	0
Elder	24	24	0	0	0
Evans	24	24	0	0	0
Hill	24	24	0	0	0
Team	1	1	0	0	0
Lions	1096	828	208	41	290
Opponents	1081	828	208	39	323

	Sk	Yds	PD	FF	FR
Johnson, D	11	112	0	2	0
Harrell	109	109	0	2	0
Maxwell	107	87	0	0	0
Cofer	73	73	0	0	0
Mitchell	69	69	0	0	0
Ballouway	65	65	0	0	0
McNorton	65	65	0	0	0
Robinson	46	46	0	0	0
Williams, E	33	33	0	0	0
Williams, F	33	33	0	0	0
Ferguson, K	33	33	0	0	0
Gay	33	33	0	0	0
Graham	30	30	0	0	0
Bostic	30	30	0	0	0
King	24	24	0	0	0
Green	24	24	0	0	0
Griffin	24	24	0	0	0
Black	24	24	0	0	0
Watkins	24	24	0	0	0
Butcher	24	24	0	0	0
Elder	24	24	0	0	0
Evans	24	24	0	0	0
Hill	24	24	0	0	0
Team	1	1	0	0	0
Lions</					

1987

Record: 4-11, 4th NFC Central

Date	W/L	Score	Opponent	Att
8/31	L	13-24	at Minnesota	57/161
9/7	L	7-27	at L.A. Raiders	30/300
9/14		Cancelled	Chicago	
10/4	L	27-31	Tampa Bay	4,919
10/11	L	19-16 (ot)	at Green Bay	35,779
10/18	L	13-34	Seattle	8,310
10/25	L	33-34	Green Bay	27,219
11/1	L	0-24	at Denver	75,172
11/8	L	27-17	Dallas	45,325
11/15	L	13-20	at Washington	53,559
11/22	L	10-37	at Chicago	63,830
11/29	L	19-27	at Kansas City	63,830
12/6	L	16-37	L.A. Rams	33,413
12/13	L	20-10	at Tampa Bay	41,653
12/20	L	14-17	Minnesota	27,653
12/27	W	30-13	at Atlanta	13,306

Usual Starters

Offense

WR	8C	Pete Mandley
TE	25	Lomas Brown
LB	25	Scott Barrows
C	25	Steve Mott
RG	61	Kevin Glover
RT	73	Harvey Salem
QB	88	Rob Rubick
WR	88	Jeff Chadwick
QB	16	Chuck Long
RB	30	Barry James
FB	30	James Jones

Pro Bowl Selections: Jim Arnold (P)

Team Statistics

Total First Downs

	Det	Opp
Rushing	270	210
Passing	81	122
Penalty	156	152
3rd Down: Made/Att	59/191	81/201
3rd Down Pct.	30.9	40.3
4th Down: Made/Att	5/15	2/5
4th Down Pct.	33.3	40.0

Possession Avg.

Det	28:19
Opp	27:21

Total Net Yards

Det	4391
Opp	4273

Avg. Per Game

Det	95.7
Opp	100.5

Total Plays

Det	933
Opp	910

Avg. Per Play

Det	4.35
Opp	3.70

Net Yards Rushing

Det	1971
Opp	1315

Avg. Per Game

Det	399
Opp	253

Total Rushes

Det	399
Opp	253

Net Yards Passing

Det	2356
Opp	3202

Avg. Per Game

Det	469
Opp	640

Sacked/Yards Lost

Det	19/194
Opp	42/255

Gross Yards

Det	3150
Opp	3558

Att./Completions

Det	509/275
Opp	459/259

Completion Pct.

Det	54.0
Opp	56.4

Yds Intercepted

Det	26
Opp	19

Punts/Average

Det	40/41.8
Opp	65/37.9

Net Punting Avg.

Det	37.6
Opp	31.4

Penalties/Yards

Det	86/737
Opp	115/807

Fumbles/Ball Lost

Det	29/11
Opp	38/13

Touchdowns

Rushing	16
Passing	23
Returns	2

Points Scored

Lions	92
Opponents	153

Scoring

	TD	Ru	Pa	Rt	PAT	Fg	S	Pts
Murray	0	0	0	0	21/21	2/2	0	56
Mandley	0	0	0	0	0	0	0	0
Ellerson	4	4	0	0	0	0	0	24
James	4	4	0	0	0	0	0	24
Prindle	0	0	0	0	6/7	6/7	0	12
Bernard	0	0	0	0	0	0	0	0
Bradley	0	0	0	0	0	0	0	0
Grymes	0	0	0	0	0	0	0	0

Lions

Opponents	43
-----------	----

Rushing

	Att	Yds	Avg	Lg	TD
James	95	347	3.7	19	0
Ellerson	206	706	3.4	13	0
Bernard	45	187	4.2	14	0
Westar	113	414	3.7	14	0
Woolfolk	85	305	3.6	31	0
Edwards	64	216	3.4	17	0
Long	39	136	3.5	16	0
S. Williams	35	126	3.6	8	0
Dollinger	2	2	1.0	0	0
Hons 5-49, 23 Lg; Paige 4-13, 6 Lg; Mandley 1-3; Kowigios 1-2; Black 1-0; Chadwick 1-1 (6)					
Lions	398	1435	3.6	36	9
Opponents	504	2070	4.1	39	18

Receiving

	Att	Yds	Avg	Lg	TD
Mandley	27	720	26.3	41	0
James	304	216	0.7	11	0
Chadwick	216	166	0.8	13	0
Lea	308	166	0.5	13	0
Woolfolk	166	166	1.0	13	0
James	215	134	0.6	13	0
Rubick	97	113	1.2	10	0
Bradley	97	113	1.2	10	0
Truillion	317	173	0.5	12	0
Grymes	140	156	1.1	36	2

Nichols 7-87, 23 Lg; Edwards 7-82, 21 Lg; Bradley 7-50, 14 Lg, 2 TD; Giles 6-62, 25 Lg; Kab 5-54, 28 Lg; Ellerson 5-49, 23 Lg, 1 TD; S. Williams 4-16, 7 Lg, 1 TD; Dollinger 3-25, 15 Lg; Wheeler 2-17, 3 Lg; Bianchi 2-14, 11 Lg, 1 TD; Page 2-1; Witt 1-19; Kowigios 1-3

Opponents

Att	275
Yds	3150
Cmp%	13.7
Int%	11.5
Lg	81
Sk/Y	46
Rtg	29

Passing

	Att	Cmp	Yds	Cmp%	Avg	TD	% Int	% Int	Lg	Sk/Y	Rtg
Long	416	232	2598	55.8	6.2	2	2.6	2.0	4.8	33	17/27
Hons	92	43	552	46.7	6.0	5	5.5	5.5	5.4	59	9/67
Jones	1	0	0	0.0	0.0	0	0.0	0.0	0.0	0	0/0
Lions	509	275	3150	54.0	6.19	16	6.1	19.4	4.2	53	26/194
Opponents	458	259	3558	56.4	7.85	23	6.1	19.4	4.2	81	42/255

Opponents

Int	29
Yds	426
Lg	35.3
TD	0
Sk/Y	20
Rtg	48

Interceptions

Griffin	1
Galloway	1
McNorton	2
Williams	1
Smith 1-34, 34 Lg, 1 TD; Griffin 1-5; Benson 1-2; Cherry 1-2; Hall 1-0	
Lions	26
Opponents	26

Punting

	Pnt	Yds	Avg	Net	TD	In	R
Arnold	46	2007	43.6	7	17	0	8
Black	0	0	0.0	0	0	0	0
Murray	4	185	46.3	0	0	0	0
Kinzer	7	304	43.4	0	0	0	0
Erleben	4	174	43.5	0	0	0	0
Lions	70	2927	41.9	37.6	6	22	2
Opponents	65	2461	37.9	31.4	6	10	0

Punt Returns

	PR	FC	Yds	Avg	TD
Mandley	3	0	50	16.7	0
Bradley	1	0	33	33.0	0
Blair	2	0	33	16.5	0
Lions	35	12	303	8.7	0
Opponents	34	9	177	5.2	0

Kickoff Returns

	KR	Yds	Avg	TD
Lea	32	716	22.4	0
Woolfolk	1	218	218.0	0
Bradley	1	188	188.0	0
Hall	1	105	105.0	0
Lions	56	1288	22.8	0
Opponents	56	1194	21.3	0

Field Goals

	1-19	20-29	30-39	40-49	50+
Murray	1/1	0/0	0/0	0/0	0/0
Prindle	0/0	3/3	5/5	5/11	0/0
Lions	1/1	8/8	10/15	5/12	1/2

Murray (2/6, 275, 54N, 34G) (45N, 37N, 30N);

(23G, 45N); (42N, 47N, 48N); (30G, 19G); (40G, 34N, 41G); (36G); (48G, 37G, 33N); (53G, 39G; 44N, 36G); (24G, 37G); (45G, 23G, 46G, 37N); Prindle: (23G, 35G); (23G, 32G, 27G, 42N, 31G)

Defense

	IT	ST	AT	Sk	Yds	PD	FF	FR
Gibson	89	68	14	0	0	0	0	0
Williams, J	69	66	4	0	0	4	1	0
Robinson	69	66	0	0	0	0	0	0
McNorton	64	66	11	0	0	4	1	0
Griffin	66	66	0	0	0	0	0	0
Cherry	49	33	0	0	0	6	0	0
Coker	45	37	0	0	0	0	0	0
Williams, E.M.	39	36	0	0	0	0	0	0
Ball	36	24	0	0	0	0	0	0
Lockett	32	21	0	0	0	0	0	0
Galloway	32	21	0	0	0	5	0	0
Boyd	28	28	0	0	0	0	0	0
Ferguson, K	30	30	0	0	0	0	0	0
Smith	25	33	0	0	0	7	0	0
Federico	16	17	0	0	0	0	0	0
Carr	12	12	0					

1989

Record: 7-9, 3rd NFC Central

Date	W/L	Score	Opponent	Att
9/10	L	13-16	Phoenix	36/735
9/17	L	17-24	at NY Giants	76/1182
9/24	L	21-24	Chicago	71/1184
10/1	L	21-23	Pittsburgh	43/804
10/8	L	17-24	Minnesota	55/380
10/15	W	17-16	at Tampa Bay	46/225
10/22	L	7-20	Minnesota	51/579
10/29	L	20-23 (ot)	at Green Bay (Mil)	57/593
11/5	L	31-36	at Houston	52/1065
11/12	W	31-22	Green Bay	44/324
11/19	L	7-42	(Cincinnati)	55/720
11/26	L	13-10	Cleveland	65/523
12/3	W	51-7	New Orleans	39/550
12/10	W	51-7	at Chicago	52/550
12/17	W	59-7	Tampa Bay	40/362
12/24	W	31-24	at Atlanta	7/92

Usual Starters

Offense

QB	82	Robert Clark
WR	84	Richard Johnson
LT	75	Lomas Brown
LG	85	Eric Antosiek
C	86	Kevin Glover
RG	87	Kevin Gallorier
RT	73	Harvey Salem (8); 64 Eric Sanders (7)
TE	74	Jason Phillips (6); 81 Stacey Mobley (5)
RB	87	Walter Stanley
FB	8	Rodney Peete
CB	20	Barry Sanders

Defense

DE	78	Eric Williams
NT	81	Jerry Ball
LB	80	Kevin Brooks
LB	85	Jim Williams
LB	86	Chris Spielman
LB	87	Victor Jones (9); 98 Dennis Gibson (6)
CB	88	Michael Cofer; 88 George Jamison
CB	89	Jerry Taylor
CB	90	Jerry Holmes
CB	91	Genne Blades
CB	92	William White

Pro Bowl Selections: Jerry Ball (NT), Eddie Murray (K), Barry Sanders (RB), Chris Spielman (LB)

Team Statistics

	Det	Opp
Total First Downs	271	311
Rushing	117	98
Passing	139	189
Penalty	18	27
3rd Down: Made/Att	63/189	63/220
4th Down: Made/Att	8/13	10/14
4th Down Pct.	61.5	71.4
Possession Avg.	20:53	25:46
Total Net Yards	499	617
Avg. Per Game	312.0	386.1
Total Plays	928	1064
Avg. Per Play	5.4	5.7
Net Yards Rushing	2053	1821
Avg. Per Game	183.7	161.8
Total Rushes	481	454
Net Yards Passing	2939	3916
Avg. Per Game	258.9	331.3
Sacked Yards Lost	57/343	40/277
Gross Yards	389	489
Att. Completions	450/229	510/370
Completion Pct.	50.9	64.9
Had Intercepted	24	16
Punts/Average	83/42.6	83/41.2
Net Punting Avg.	36.1	31.8
Penalties/Yards	21/177	10/7893
Fumbles/Ball Lost	31/24	28/16
Touchdowns	36	25
Rushing	23	18
Passing	11	5
Returns	2	2

Points Scored

	Q1	Q2	Q3	Q4	OT	Pts
Lions	6	10	8	7	0	31
Opponents	9	10	8	8	0	35

Scoring

	TD	Ru	Pa	Rt	PAT	FG	S	Pts
Murray	0	0	0	0	36/36	20/21	0	96
B. Sanders	14	14	0	0	0	0	0	84
R. Johnson	8	8	0	0	0	0	0	48
Gagliano	0	0	0	0	0	0	0	0
Peete	4	4	0	0	0	0	0	24
Clark	2	2	0	0	0	0	0	12
Hipple	1	1	0	0	0	0	0	6
Phillips	1	1	0	0	0	0	0	6
White	1	1	0	0	0	0	0	6
Lions	36	23	11	5	36/36	20/21	0	312
Opponents	42	18	19	5	41/42	23/23	1	384

Receiving

	Rec	Yds	Avg	Lg	TD
R. Johnson	40	1081	27.0	49	8
Clark	71	708	10.0	69	0
Phillips	30	392	13.1	56	1
B. Sanders	54	382	7.1	36	0
Mobley	12	158	13.2	34	0
McDonald	13	138	10.6	24	0
Ford	5	56	11.2	37	0

	Att	Comp	Yds	Comp%	Avg	TD%	Int%	Lg	Sk/V	Rtg
PaInter	232	117	1871	50.4	7.2	12.0	4.6	30	25/153	61.2
Gray	229	103	1479	44.9	6.5	11.0	4.6	27	25/153	61.0
T. Johnson	229	103	1479	44.9	6.5	11.0	4.6	27	25/153	61.0
Paige	229	103	1479	44.9	6.5	11.0	4.6	27	25/153	61.0
Chadwick	229	103	1479	44.9	6.5	11.0	4.6	27	25/153	61.0
Lions	229	103	1479	44.9	6.5	11.0	4.6	27	25/153	61.0
Opponents	370	193	2183	52.2	5.9	11.3	2.8	30	25/153	61.0

	Att	Comp	Yds	Comp%	Avg	TD%	Int%	Lg	Sk/V	Rtg
Passing	232	117	1871	50.4	7.2	12.0	4.6	30	25/153	61.2
Gagliano	195	103	1479	52.8	7.6	12.0	4.6	27	25/153	61.0
Peete	5	4	49	80.0	9.8	0.0	0.0	37	0/0	16.7
Hipple	18	5	90	27.8	5.0	0.0	0.0	37	0/0	16.7
Long	5	1	40	20.0	8.0	0.0	0.0	37	0/0	16.7
Lions	450	229	3282	50.9	7.3	12.0	2.8	30	25/153	61.0
Opponents	570	370	4183	64.9	7.3	12.0	2.8	30	25/153	61.0

	Int	Yds	Avg	Lg	TD
Interceptions	77	1238	16.1	36	3
Holmes	1	3	3.0	3	0
Williams	1	10	10.0	10	0
Gibson	1	5	5.0	5	0
Crockett	0	0	0.0	0	0
Noga	0	0	0.0	0	0
Taylor	0	0	0.0	0	0
White	1	16	16.0	16	0
Lions	16	107	6.7	36	3
Opponents	24	447	18.6	90	3

	Pnt	Yds	Avg	Net	TB	In	Lg	TD
Punting	87	3539	40.7	36.9	9	44	64	8
Arnold	85	3538	41.6	36.0	9	22	58	0
Lions	80	3293	41.2	31.8	9	14	58	0
Opponents	80	3293	41.2	31.8	9	14	58	0

	PR	FC	Yds	Avg	Lg	TD
Punt Returns	36	1	498	13.8	24	0
Stanley	36	1	498	13.8	24	0
Gray	0	0	0	0.0	0	0
Woods	0	0	0	0.0	0	0
Lions	47	8	572	12.2	74	0
Opponents	46	12	373	8.1	30	0

	KR	Yds	Avg	Lg	TD
Kickoff Returns	24	267	11.1	24	0
Gray	24	267	11.1	24	0
Palmer	0	0	0.0	0	0
Stanley	0	0	0.0	0	0
B. Sanders	0	0	0.0	0	0
Alexander	0	0	0.0	0	0
Woods	0	0	0.0	0	0
Dallefrier	0	0	0.0	0	0
PalInter 1-14; Crockett 1-8; Griffin 1-1	0	0	0.0	0	0
Lions	83	1560	18.8	67	0
Opponents	88	1560	17.7	67	0

	Yds	TD	Yds	TD
Field Goals	13/9	20/29	30/39	40/49
Murray	0/0	0/0	0/0	0/0
Lions	0/0	0/0	0/0	0/0
Opponents	0/0	0/0	0/0	0/0

Murray: (206, 236); (406, 486); (376); (506); (286); (426, 344, 486); (476); (456); (336, 356); (456, 286); (336, 436, 356, 386); (336)

	IT	ST	AT	Sk	Yds	PD	FF	FR	STT
Defense	125	100	81	26	0	0	0	0	0
Spielman	100	81	26	0	0	0	0	0	0
Blades	94	80	14	0	0	0	0	0	0
Williams, J	80	60	20	0	0	0	0	0	0
White, W	60	40	20	0	0	0	0	0	0
Bal	40	20	20	0	0	0	0	0	0
Holmes	20	10	10	0	0	0	0	0	0
Taylor	10	5	5	0	0	0	0	0	0
Williams, E	10	5	5	0	0	0	0	0	0
Jones	10	5	5	0	0	0	0	0	0
Crockett	10	5	5	0	0	0	0	0	0
Brooks	10	5	5	0	0	0	0	0	0
Griffin	10	5	5	0	0	0	0	0	0
Cofer	10	5	5	0	0	0	0	0	0
Jamison	10	5	5	0	0	0	0	0	0
Gibson	10	5	5	0	0	0	0	0	0
Alexander	10	5	5	0	0	0	0	0	0
Noga	10	5	5	0	0	0	0	0	0
Green	10	5	5	0	0	0	0	0	0
Pete	10	5	5	0	0	0	0	0	0
Brown, M	10	5	5	0	0	0	0	0	0
Easton	10	5	5	0	0	0	0	0	0
Miller	10	5	5	0	0	0	0	0	0
Ferguson	10	5	5	0	0	0	0	0	0
McNorton	10	5	5	0	0	0	0	0	0
Crobs	10	5	5	0	0	0	0	0	0

Special Teams: Karpinski 14, Paige 14, Palmer 13, Sanders, E 5; Johnson 3, Ford 2, Arnold 1, Johnson 1

	Totals	Opponents
Totals	972	776
Opponents	882	760

	W	L	T	Pct.	Pts	Opp	AFC Central	W	L	T	Pct.	Opp	
NFL Standings	10	10	0	62.5	351	275	Cleveland	6	6	0	50.0	334	254
Minnesota	10	10	0	62.5	351	275	Houston	7	7	0	50.0	365	265
Green Bay	10	10	0	62.5	351	275	Pittsburgh	6	6	0	50.0	347	279
DETROIT	9	9	0	56.3	317	364	Cincinnati	6	6	0	50.0	404	285
Chicago	9	9	0	56.3	317	364	NFC East	0	0	0	0.0	409	317
Tampa Bay	11	11	0	72.7	420	419	Buffalo	0	0	0	0.0	409	317
NFC East	0	0	0	0.0	0	0	Indianapolis	0	0	0	0.0	298	301
Philadelphia	12	4	0	75.0	348	252	Miami	0	0	0	0.0	318	266
NY Giants	11	7	0	60.9	342	278	New England	0	0	0	0.0	297	351
Washington	10	10	0	62.5	351	309	NFL West	12	12	0	50.0	233	411
Phoenix	1	15	0	6.3	204	393	Denver	0	0	0	0.0	362	226
Dallas	1	15	0	6.3	204	393	Kansas City	0	0	0	0.0	318	266
NFC West	0	0	0	0.0	0	0	L.A. Raiders	0	0	0	0.0	318	266
San Francisco	14	7	0	67.9	402	253	Seattle	0	0	0	0.0	241	327
L.A. Rams	9	7	0	56.3	358	301	San Diego	6	10	0	37.5	266	390
New Orleans	3	13	0	18.6									

1990

Record: 6-10, 3rd NFC Central

Date	W/L	Score	Opponent	Att
8/16	W	21-10	Tampa Bay	50/229
8/23	L	20-23	Atlanta	65/663
8/30	L	21-24	at Tampa Bay	65/675
9/6	L	21-24	Green Bay	64/509
9/13	W	34-27	at Minnesota	57/586
9/20	W	49-43	at Kansas City	70/599
9/27	L	27-43	at New Orleans	64/569
10/4	L	58-41 (ot)	Washington	63/326
10/11	L	7-17	Minnesota	68/264
10/18	W	0-20	at NY Giants	76/109
10/25	L	40-57	at Chicago	43/866
11/1	L	17-38	at NY Giants	62/394
11/8	W	1-38	L.A. Raiders	72/190*
11/15	L	38-21	Chicago	67/558
11/22	L	24-17	at Green Bay	46/700
12/30	L	10-30	at Seattle	50/681

Silverdome sellout

Usual Starters

Offense

QB	80	Robert Clark
RB	89	Richard Johnson
TE	76	Lomas Brown
LG	65	Eric Andolsek
C	53	Kevin Glover
RG	67	Ken Dalglor
RT	73	Harvey Salem
WR	87	Jeff Campbell (8)
	83	Aubrey Matthews (6)
ZR	81	Mike Farr (8)
DB	89	Jerry Greer (8)
	9	Rodney Peete
SB	20	Barry Sanders

Pro Bowl Selections: NT Jerry Ball, T Lomas Brown, KR Mel Gray, RB Barry Sanders, LB Chris Spielman

Team Statistics

Total First Downs

Category	Opp	Opp
Rushing	112	141
Passing	152	176
Penalty	17	19
3rd Down: Made/Att	33/164	40/222
4th Down: Made/Att	7/4	12/16
4th Down Pct.	75.0	75.0

Posession Avg.

Total Net Yards

Avg. Per Game

Total Plays

Avg. Per Play

Net Yards Rushing

Avg. Per Game

Total Rushes

Net Yards Passing

Avg. Per Game

Sacked/Yards Lost

Gross Yards

Att. Completions

Completion Pct.

Had Intercepted

Punts/Average

Net Punting Avg.

Penalties/Yards

Fumbles/Ball Lost

Touchdowns

Rushing

Passing

Returns

Points Scored

Lions

Opponents

Scoring

Sanders, B.

Murray

Clark

Johnson

Peete

Karlis

Greer

Campbell

Wilder

Williams

Matthews

White, W.

Crockett

Lions

Opponents

Rushing

Sanders, B.

Peete

Gagliano

Ware

Wilder

Lions

Opponents

Receiving

Johnson

Clark

Sanders, B.

Matthews

Greer

Campbell

Farr

Phillips

Wilder

Lions

Opponents

Passing	Att	Cmp	Yds	Cmp%	Avg	TD	Int	Int%	Lg	Sk/Y	Rtg
Peete	271	147	1974	54.2	7.3	13	4.8	8.0	31.0	88/1	79.6
Gagliano	159	87	1190	54.7	7.5	10	6.3	9.0	27.0	83/3	73.6
Ware	90	53	784	59.3	8.7	1	1.1	1.0	63.0	67/0	101.1
Lions	460	247	3329	52.6	7.2	24	5.2	2.0	41.3	88/4	77.5
Opponents	507	319	3825	62.9	7.5	21	4.1	1.7	34.4	88/4	83.3

Interceptions

Player	Int	Yds	TD
White, W.	1	17	0
Crockett	1	57	0
Blades	1	25	0
McNorton	1	35	0
Oldham	1	38	0
Irvin	1	25	0
Welch	1	25	0
Spielman	1	12	0
Coker	1	0	0
Jones	1	0	0
Lions	17	273	0
Opponents	20	346	3

Punting

Player	Pnt	Yds	Avg	Net	TB	In20	B
Arnold	63	2550	40.5	35.5	6	10	1
Lions	63	2550	40.5	35.5	6	10	1
Opponents	68	2550	40.8	33.0	6	8	0

Punt Returns

Player	PR	FC	Avg	Lg	TD
Gray	34	362	10.6	38	0
Campbell	0	0	0.0	0	0
Lions	34	362	10.3	38	0
Opponents	29	10	8.1	24	0

Kickoff Returns

Player	KR	Yds	Avg	Lg	TD
Gray	41	320	7.8	65	0
Oldham	12	138	11.5	38	0
Campbell	12	238	19.8	38	0
Phillips 2-4, Andolsek 1-12, McKnight 1-0					
Lions	70	1466	20.9	65	0
Opponents	70	1229	17.6	76	1

Field Goals

Player	FG	Yds	PA	FF	FR	STT
Murray	0/0	0/0	0/0	0/0	0/0	0/0
Karlis	0/0	0/0	0/0	0/0	0/0	0/0
Lions	0/0	0/0	0/0	0/0	0/0	0/0
Opponents	0/0	0/0	0/0	0/0	0/0	0/0

Murray: (256,336) (34N,50N,51N,44N) (366,236) (246,326,436,456) (34N,35N) (476) (266) (14N,226) (246) (11N,226) (11-19), 68.4%
 Karlis: (216) (39N,52N,256,396) (266) (37N) - 4/7, 57.1%
 Opponents: (226) (156,286,216) (49N,346) (366,486) (216,326) (476) (386,346) (276,40N) (246,486,45N) (246,326) (35N,196) (376) (50N) (35N,32N,296) (436,256,376) - 2/30, 76.6%

Defense

Player	TT	ST	AT	2k	Yds	PD	FF	FR	STT
Spielman	108	79	28	20	20	0	0	0	0
White, W.	106	76	28	20	24	1	1	2	0
Blades	92	69	28	10	57	3	2	3	0
Coker	87	67	15	1	1	2	1	2	0
Gibson, D.	80	49	33	2	2	0	0	0	0
Williams, J.	80	46	33	2	2	0	0	0	0
Ferguson	80	36	44	2	18	0	0	0	0
McNorton	80	36	44	2	18	0	0	0	0
Crockett	80	36	44	2	18	0	0	0	0
Ball	80	36	44	2	18	0	0	0	0
Owens	80	36	44	2	18	0	0	0	0
Jamison	80	36	44	2	18	0	0	0	0
Jones	80	36	44	2	18	0	0	0	0
Irvin	80	36	44	2	18	0	0	0	0
Easton	80	36	44	2	18	0	0	0	0
Welch	80	36	44	2	18	0	0	0	0
Oldham	80	36	44	2	18	0	0	0	0
Brooke, K.	80	36	44	2	18	0	0	0	0
Sandler	80	36	44	2	18	0	0	0	0
Duckens	80	36	44	2	18	0	0	0	0
Hayworth	80	36	44	2	18	0	0	0	0
Taylor, T.	80	36	44	2	18	0	0	0	0
Pate	80	36	44	2	18	0	0	0	0
White, S.	80	36	44	2	18	0	0	0	0
Hunter	80	36	44	2	18	0	0	0	0
Cline	80	36	44	2	18	0	0	0	0
Brown, M.	80	36	44	2	18	0	0	0	0
Alexander	80	36	44	2	18	0	0	0	0
Larrington	80	36	44	2	18	0	0	0	0
Miller, J.	80	36	44	2	18	0	0	0	0
Special Teams: Noga 13, Wilder 3, Arnold 2, Greer 1									
Lions	1021	815	206	41	279	73	14	18	98
Opponents	783	687	96	44	278	81	16	18	98

NFL Standings

NFC Central	W	L	T	Pct	Pts	OP
Chicago	11	5	0	.688	248	250
Tampa Bay	10	6	0	.625	297	293
Green Bay	10	6	0	.625	271	247
Minnesota	6	10	0	.375	351	326

NFC East: NY Giants 13, Philadelphia 10, Washington 7, Dallas 5, Phoenix 1
 NFC West: San Francisco 14, New Orleans 11, L.A. Rams 11, Atlanta 11
 AFC Central: Cincinnati 7, Pittsburgh 7, Cleveland 3
 AFC East: Buffalo 13, Miami 12, NY Jets 11, New England 15
 AFC West: L.A. Raiders 12, Kansas City 11, Seattle 9, San Diego 10, Denver 11

Was defeated Pri. 20-6, and Chi defeated NYG 16-6 in NFC wild card. Was defeated Was. 23-10, and NYG defeated Chi. 31-3, in NFC playoffs. NYG defeated SF. 15-13, for NFC title. Chi defeated Hou. 45-14, and Mia defeated KC. 17-16, in AFC wild card. Bur defeated Hou. 44-34, and LARD defeated Cin. 20-10, in AFC playoffs. Bur defeated LARD. 51-3, for AFC title. NYG defeated Bur. 20-19, for the NFL title in SB XXV

In 1990: South African government frees Nelson Mandela after more than 27 years in prison.

1991

Record: 12-4, 1st NFC Central

Date	W/L	Score	Opponent	Att
9/8	W	17-14	at Washington	52/358
9/15	W	29-14	Green Bay	49/352
9/22	W	27-13	Miami	56/686
9/29	W	33-24	at Indianapolis	53/695
10/6	W	31-3	Tampa Bay	44/479
10/13	W	24-20	Minnesota	63/423
10/20	W	37-35	at San Francisco	61/240
10/27	L	10-10	Dallas	74/508*
11/3	W	10-20	at Chicago	57/281
11/10	L	21-30	at Tampa Bay	37/242
11/17	W	21-10	L.A. Rams	60/873
11/24	W	34-14	at Minnesota	51/844
11/30	W	36-6	Chicago	61/240
12/6	W	28-20	NV Jets	69/304
12/13	W	21-17	at Green Bay	43/881
12/22	W	17-14 (ot)	at Buffalo	78/658

NFC Playoffs	Score	Opponent	Att
1/9/92	38-6	Dallas	79/935*
1/15/92	10-41	at Washington	55/384

*Silverdome sellout

Usual Starters

Offense	Player	Defense	Player
QB	Willie Green	LT	Marc Spindler
WR	Brett Perriman	NT	Jerry Ball
LT	Lomas Brown	RE	Dan Owens
LG	Eric Andolsek	LB	George Jamison
C	Kevin Glover	LB	Chris Spielman
RG	Mike Utley	LB	Dennis Gibson
RT	Eric Sanders	CB	Racy Hayworth
VR	Mike Farr	CB	Ray Crockett
ZB	Robert Clark	CB	Melvin Jenkins
DB	Rodney Peete: 12 Erik Kramer (8)	SS	William White
RB	Barry Sanders	FS	Bennie Blades

Pro Bowl Selections: NT Jerry Ball, S Bennie Blades, L Lomas Brown, WR Mel Gray, RB Barry Sanders, LB Chris Spielman

Team Statistics

Category	Det	Opp
Total First Downs	280	305
Rushing	118	93
Passing	166	199
Penalty	16	13
3rd Down: Made/Att	71/196	80/200
3rd Down Pct.	36.0	40.0
4th Down: Made/Att	3/6	9/20
4th Down Pct.	50.0	45.0
Possession Avg.	28:39	31:21
Total Net Yards	4788	5043
Avg. Per Game	289.3	315.2
Total Plays	938	1008
Avg. Per Play	5.1	5.0
Net Yards Rushing	1930	1187
Avg. Per Game	120.6	109.2
Total Rushes	464	444
Net Yards Passing	2858	3896
Avg. Per Game	178.6	245.4
Sacked/Yards Lost	25/116	30/237
Gross Yards	2874	3863
Att./Completions	459/252	524/315
Completion Pct.	54.9	60.1
Had Intercepted	17	19
Punts/Average	75/41.2	67/39.2
Net Punting Avg.	35.4	34.7
Penalties/Yards	83/799	94/704
Fumbles/Ball Lost	25/13	32/17
Touchdowns	40	34
Rushing	19	16
Passing	16	16
Returns	5	2

Points Scored	Q1	Q2	Q3	Q4	OT	Pts
Lions	7	7	10	14	3	339
Opponents	7	10	8	0	0	295

Scoring	TD	Ru	Pa	Rt	PAT	FG	S	Pts
Sanders, B.	17	16	1	0	0	0	0	102
Murray	0	0	0	0	40/40	19/28	0	97
Green	0	0	0	0	0	0	0	0
Clark	0	0	0	0	0	0	0	0
Peete	6	6	0	0	0	0	0	36
Crockett	0	0	0	0	0	0	0	0
White, W.	0	0	0	0	0	0	0	0
Perriman	0	0	0	0	0	0	0	0
Farr	0	0	0	0	0	0	0	0
Kramer	0	0	0	0	0	0	0	0
Hayworth	0	0	0	0	0	0	0	0
Gray	0	0	0	0	0	0	0	0
White, S.	0	0	0	0	0	0	0	0
Ball	0	0	0	0	0	0	0	0
Lions	40	19	16	19	40/40	19/28	0	339
Opponents	34	16	18	0	34/34	19/28	0	295

Rushing	Yds	Att	Avg	Lg	TD
Sanders, B.	312	154	4.5	68	16
Peete	25	5.0	5.0	26	2
Overton	14	1.2	1.2	10	0
Jackson	17	3.2	3.2	20	0
Dozier	48	5.3	5.3	29	0
Arnold	42	21.0	21.0	27	1
Kramer	26	2.6	2.6	10	0
Gray	10	1.0	1.0	10	0
Perriman	6	1.5	1.5	10	0
Ware	6	1.0	1.0	10	0
Lions	453	1930	4.3	69t	19
Opponents	444	1760	4.0	59t	16

Receiving	Rec	Yds	Avg	Lg	TD
Perriman	52	668	12.9	42	6
Clark	47	640	13.6	68t	1
Farr	41	431	10.3	34t	1
Sanders, B.	39	507	13.0	34t	1
Green	39	507	13.0	34t	1
Moore	11	135	12.3	21	0
Tennell	4	43	10.8	18	0
Overton	4	43	10.8	18	0
Gray	4	36	9.0	14	0
Matthews	3	16	5.3	11	0
Campbell	2-49, 28 Lg, Fortin 1-4; Riley 1-3; Dozier 1-3; Jackson 1-7-21				
Lions	252	2974	11.8	79t	16
Opponents	315	3523	11.2	51	16

Passing	Att	Cmp	Yds	Cmp%	Avg TD	TD%	Int	Int%	Lg	Sk/Y	Rtg
Kramer	265	136	1835	51.3	6.7	11	4.2	8.0	78t	14/74	72.1
Peete	194	116	1339	59.8	6.9	5	2.6	6.8	68t	11/42	70.2
Lions	459	252	2974	54.9	6.48	16	3.5	17.7	79t	25/116	71.1
Opponents	534	315	3523	59.0	6.60	16	3.0	19.6	51	30/237	73.8

Interceptions	Int	Yds	Avg	Lg	TD
Crockett	6	141	23.5	36t	0
Jaylor	4	4	1.0	10	0
Jamison	3	26	8.7	13	0
White, W.	3	35	11.7	13	0
White, S.	1-18, 18t Lg, 1 TD; Blades 1-14; Alexander 1-0; Hayworth 1-0				
Lions	26	285	10.9	36t	1
Opponents	17	229	13.5	57t	1

Punting	Pnt	Yds	Avg	Net	TB	In20	Lg	Opp
Arnold	45	1792	40.0	35.4	27	63	63	8
Lions	6	209	34.8	31.4	4	33	33	0
Opponents	67	2629	39.2	31.7	6	56	56	0

Punt Returns	PR	FC	Yds	Avg	Lg	TD
Jenkins	1	0	385	385	78t	0
Jenkins	0	0	0	0.0	0	0
Lions	1	0	385	385	78t	0
Opponents	14	0	340	24.3	69t	1

Kickoff Returns	KR	Yds	Avg	Lg	TD
Gray	26	653	25.1	78t	0
Campbell	4	66	16.5	23	0
Overton	4	17.8	4.5	18	0
Dozier	4	60	15.0	38	0
Scott 1-16; Jackson 1-9; Clark 2-0; Bell 1-0					
Lions	58	1170	20.2	71	0
Opponents	53	1095	17.4	53	0

Field Goals	Att	Made	Pct	Yds	Opp
Murray	17/17	17	100	170	2/4
Lions	17/17	17	100	170	2/4
Opponents	17/17	17	100	170	2/4

Defense	TT	ST	AT	Sk	Yds	PD	FF	FR	STT
Spielman	126	84	28	0	0	0	0	0	0
Blades	93	65	23	0	0	0	0	0	0
White, W	87	64	23	0	0	0	0	0	0
Jenkins	86	66	23	0	0	0	0	0	22
Crockett	85	66	23	0	0	0	0	0	0
Jamison	82	67	23	0	0	0	0	0	0
Gibson	86	36	26	0	0	0	0	0	0
Owens	57	40	20	0	0	0	0	0	0
Spindler	49	33	25	0	0	0	0	0	0
Hayworth	39	33	25	0	0	0	0	0	0
Ball	20	15	15	0	0	0	0	0	0
Pritchett	20	15	15	0	0	0	0	0	0
Jaylor	25	25	25	0	0	0	0	0	0
Caston	16	16	16	0	0	0	0	0	13
Hunter	16	16	16	0	0	0	0	0	0
Alexander	16	16	16	0	0	0	0	0	0
White, S	14	14	14	0	0	0	0	0	0
Scott	14	14	14	0	0	0	0	0	0
Jones	13	13	13	0	0	0	0	0	12
Pete	13	13	13	0	0	0	0	0	0
Noge	10	10	10	0	0	0	0	0	0
Brown, M	10	10	10	0	0	0	0	0	0
Cofey	10	10	10	0	0	0	0	0	0
Welch	10	10	10	0	0	0	0	0	0
Special Teams: Tennell 3, Sanders, E 2, Little 1, Dozier 1, Riley E 1, Overton 1;									
Lions	267	165	29	0	0	0	0	0	19
Opponents	305	720	185	0	0	0	0	0	106

NFL Standings	W	L	T	Pct	Pts	Opp	AFC Central	W	L	T	Pct	Pts	Opp
DETROIT	11	5	0	.700	298	295	Houston	11	5	0	.688	309	301
Chicago	10	6	0	.625	293	295	Pittsburgh	10	6	0	.625	309	293
Minnesota	10	6	0	.625	301	306	Cleveland	6	10	0	.375	293	298
Green Bay	4	12	0	.250	273	315	Cincinnati	3	13	0	.188	263	336
Tampa Bay	3	13	0	.188	199	365	AFC East						
Buffalo	10	6	0	.625	294	211	Denver	12	4	0	.750	304	295
Washington	11	5	0	.688	341	214	Kansas City	10	6	0	.625	302	292
Dallas	10	6	0	.625	342	310							

1992

Record: 5-11, 5th NFC Central

Date	W/L	Score	Opponent	Att
8/13	W	24-7	at Chicago	65/47/2
8/20	L	11-17	Minnesota	57/41/4
8/27	L	10-13	at Washington	55/28/8
9/6	L	23-27	Tampa Bay	51/37/4
9/14	L	7-13	New Orleans	66/37/7
9/21	L	14-31	at Minnesota	52/38/6
9/28	W	19-17	at Tampa Bay	53/38/9
10/5	L	13-27	Green Bay	60/59/4
10/12	L	3-37	Dallas	74/81/6
10/19	L	14-17	at Pittsburgh	62/24/2
10/26	W	19-14	at Cincinnati	55/37/4
11/2	L	11-34	Houston	73/71/1
11/9	L	10-38	at Green Bay	49/46/9
11/16	W	24-14	Cleveland	65/37/0
11/23	L	16-3	Chicago	72/77/7
11/30	L	6-24	at San Francisco	55/30/7

Silverdome sellout

Usual Starters

Offense	Defense
QB: 86 Willie Green	DE: 89 Marc Scindler
RB: 80 Brett Feriman	LB: 81 Jerry Bell
TE: 75 Lomas Brown	CB: 82 Kelvin Pritchett
LG: 69 Shawn Bouwens	CB: 83 George Jamison
CG: 53 Kevin Glover; 62 Blake Miller	CB: 84 Chris Spielman
RG: 57 Ken Dallator	CB: 85 Dennis Gibson
OT: 76 Scott Lovner	CB: 86 Michael Cofer (8), 59 Tracy Scroggins (7)
WR: 81 Mike Farr	CB: 87 Ray Crockett
ZB: 84 Herman Moore	CB: 88 Melvin Jenkins
DB: 9 Rodney Peete	CB: 89 William White
DB: 86 Barry Sanders	CB: 90 Bennie Blades

Pro Bowl Selections: 1 Lomas Brown, KR Mel Gray, RB Barry Sanders

Team Statistics

Team	Det	Opp
Total First Downs	241	308
Rushing	88	118
Passing	153	190
Penalty	25	21
3rd Down: Made/Att	60/175	84/200
3rd Down Pct.	34.0	42.0
4th Down: Made/Att	4/10	4/10
4th Down Pct.	40.0	40.0

Possession Avg.

Team	Det	Opp
Total Net Yards	4440	6058
Avg. Per Game	277.5	378.6
Total Plays	813	916
Avg. Per Play	5.46	6.49
Net Yards Rushing	1844	1841
Avg. Per Game	115.25	115.06
Total Rushes	378	481
Avg. Per Game	23.63	30.06
Net Yards Passing	2606	4217
Avg. Per Game	162.63	263.56
Sacked/Yards Lost	59/254	29/136
Gross Yards	3150	3402
Att./Completions	406/231	487/296
Completion Pct.	56.9	60.6
Yards Intercepted	51	41

Punts/Average

Team	Det	Opp
Net Punting Avg.	34.7	38.3
Penalties/Yards	122/903	111/871
Fumbles/Ball Lost	28/15	29/11
Touchdowns	30	27
Rushing	16	20
Passing	16	20
Returns	5	4

Points Scored

Team	Q1	Q2	Q3	Q4	OT	Pts
Lions	17	8	6	12		43
Opponents	83	85	34	133		332

Scoring

Player	TD	Ru	Pa	Rt	PAT	FG	S	Pts
Hanson	30	0	0	0	0	0	0	60
Sanders, B.	0	0	0	0	0	0	0	0
Green	5	5	0	0	0	0	0	30
Perriman	4	4	0	0	0	0	0	24
Gray	0	0	0	0	0	0	0	0
Ball	2	0	0	0	0	0	0	12
Jenkins	0	0	0	0	0	0	0	0
Lampbell	1	1	0	0	0	0	0	6
Blades	1	0	0	0	0	0	0	6
Barrett	1	0	0	0	0	0	0	6
Lions	30	16	0	0	0	0	0	120
Opponents	38	19	20	4	38/38	22/26	0	332

Rushing

Player	Att	Yds	Avg	Lg	TD
Hanson	312	1352	4.3	36	0
Sanders, B.	30	24	0.8	8	0
Green	85	410	4.8	24	0
Perriman	34	245	7.2	11	1
Gray	19	53	2.8	10	0
Ball	7	24	3.4	7	0
Jenkins	0	0	0	0	0
Lampbell	1	7	7.0	7	0
Blades	0	0	0	0	0
Barrett	0	0	0	0	0
Lions	378	1844	4.9	24	14
Opponents	460	1841	4.0	25	9

Receiving

Player	Rec	Yds	Avg	Lg	TD
Hanson	153	810	5.3	40	4
Moore	56	666	11.9	77	5
Green	35	566	16.2	73	4
Sanders, B.	25	78	3.1	48	0
Farr	13	77	5.9	24	0
Matthews	15	114	7.6	24	0
Campbell	10	54	5.4	24	0
Johnson, J.	6	67	11.2	24	0
Barrett	2	19	9.5	13	0
Hinnant	3	12	4.0	12	0
Stradford	1	12	12.0	12	0
McLemore	1	12	12.0	12	0
Lions	231	3150	13.6	78	16
Opponents	296	3402	11.5	69	20

Player	Att	Cmp	Yds	Cmp%	Yds/A	TD	Int	Int%	Lg	Sk/Y	Rtg
Peete	213	123	1702	57.7	7.99	4	4	1.9	42	28/170	80.7
Kramer	106	59	771	55.7	7.27	3	3	2.8	77	15/80	59.4
Ware	86	0	0	0.0	0.0	0	0	0.0	0	0/0	0.0
Sanders, B.	1	0	0	0.0	0.0	0	0	0.0	0	0/0	0.0
Lions	401	231	3150	57.6	7.86	7	7	1.7	78	59/276	78.2
Opponents	487	296	3402	60.8	6.99	20	21	4.3	69	29/185	77.6

Player	Int	Yds	Avg	Lg	TD
White, W.	4	54	13.5	35	0
Crockett	3	35	11.7	25	0
Scott	4	35	8.8	14	0
Jenkins	4	34	8.5	14	0
Blades	2	24	12.0	14	0
White, S.	3	36	12.0	20	0
Lions	21	294	14.0	35	0
Opponents	21	294	14.0	35	1

Player	Pnt	Yds	Avg	Net	In 20	Lg	B
Arnold	65	2946	45.3	35.3	18	10	8
Team	0	0	0	0	0	0	0
Lions	65	2946	45.3	34.7	18	10	8
Opponents	55	2263	41.1	33.3	12	21	2

Player	PR	FC	Yds	Lg	TD
Gray	16	16	3.7	38	0
Lampbell	2	15	7.5	10	0
Lions	18	16	9.0	38	0
Opponents	30	33	35.6	48	1

Player	KR	Yds	Avg	Lg	TD
Gray	4	106	26.5	38	0
Campbell	4	61	15.3	24	0
Perriman	4	39	9.8	15	0
Stradford	4	36	9.0	15	0
Scott	3	17	5.7	8	0
Tillson	1	27	27.0	27	0
Johnson, J.	0	0	0	0	0
Lions	18	183	20.2	38	0
Opponents	46	948	21.1	38	0

Player	FG	Yds	PA	Yds	PA
Hanson	1	13	20	29	30
Lions	0	0	0	0	0
Opponents	0	0	0	0	0

(Sf): 386 (45N,35E) (52G,52N,49N) (54N,42S,35E,36E) (27E) (32E,34E) (38E) (35E,27E,20E,29E) (44E) (57E,46E) (22E,38E,30E) (40E,50E) 21/26, 80.8%

(Opponents): 246 (41N,38E) (52E,40E,28N) (53E,34N,27E) (42E,36N,31E) (47N,50E,20E) (20E,28N) (47N) (53E,25E) (25E,42E,30E) (32E,20E,32E) (40E,20E,30E) (46N,30E) (46E) (24E) (40N,37E) 22/25, 88.0%

Player	TT	ST	AT	Sk	Yds	PD	FF	FR	STT
Spielman	146	94	80	52	3	0	1	1	3
Jamison	111	80	60	2	10.5	0	0	0	5
Blades	95	52	33	0	0	0	0	0	0
White, W	72	42	22	0	0	0	0	0	0
Jenkins	61	30	0	0	0	0	0	0	1
Gibson	60	39	21	0	0	0	0	0	2
Pritchett	59	38	6.5	43	0	0	0	0	1
Crockett	57	36	0	0	0	0	0	0	4
Scott	47	31	11	17.5	2	0	0	0	4
Ball	45	25	2.5	17.5	0	0	0	0	0
Scindler	34	25	2.5	26	2	0	0	0	0
Scroggins	33	23	0	0	0	0	0	0	0
Cofer	34	20	10	0	0	0	0	0	0
Jones	29	20	10	0	0	0	0	0	0
Porcher	21	20	10	0	0	0	0	0	0
Colton	18	18	10	0	0	0	0	0	0
Pete	16	16	10	0	0	0	0	0	0
White	11	11	10	0	0	0	0	0	1
Laston	11	11	10	0	0	0	0	0	1
Johnson, T	0	0	0	0	0	0	0	0	0
Robinson, J	0	0	0	0	0	0	0	0	0
Clay	0	0	0	0	0	0	0	0	0
Jones, V	0	0	0	0	0	0	0	0	0
Hayworth	0	0	0	0	0	0	0	0	0
Hunter	0	0	0	0	0	0	0	0	0
Hinnant	0	0	0	0	0	0	0	0	0
Tillson	0	0	0	0	0	0	0	0	0
McLemore	0	0	0	0	0	0	0	0	0
Lions	979	708	275	29	185	59	9	15	84
Opponents	894	659	221	58	354	86	15	14	84

NFL Standings

Conference	Team	W	L	T	Pct	Pts	OP
NFC Central	Minnesota	9	7	5	0.583	374	249
	Green Bay	5	11	0	0.313	267	276
	Tampa Bay	5	11	0	0.313		

1995

Record: 10-6, 2nd NFC Central

Date	W/L	Score	Opponent	Att
9/3	L	20-23	at Pittsburgh	58/002
9/10	L	10-20	at Minnesota	52/297
9/17	L	17-21	Arizona	58/277
9/25	W	27-24	San Francisco	76-236*
10/8	W	38-20	Cleveland	74/171
10/15	L	21-30	at Green Bay	60/302
10/22	L	30-36 (ot)	at Washington	52/332
10/29	W	24-16	at Atlanta	49/269
11/5	W	24-17	at Atlanta	48/315
11/12	W	57-24	Tampa Bay	80/844
11/19	W	24-17	at Chicago	61/779
11/23	W	44-38	Minnesota	74/559*
11/30	W	27-7	Chicago	77/530
12/0	W	28-17	at Houston	55/282
12/17	W	44-0	Jacksonville	50/204
12/23	W	37-10	at Tampa Bay	50/049

NFC Playoffs	Score	Opponent	Att	
12/30	L	37-58	at Philadelphia	66/492

*Silverdome sellout

Usual Starters

Offense	Player	Pos	Att	Yds	TD
QB	Brett Perriman	QB	94	1000	10
WR	Johmie Morton	WR	99	1000	10
LT	Lomas Brown	LT	97	1000	10
LG	Doug Widell	LG	99	1000	10
RG	Kevin Glover	RG	99	1000	10
RB	David Lutz	RB	94	1000	10
RT	Zefross Moss	RT	99	1000	10
TE	David Sloan (8); 89 Ron Hall (6)	TE	86	1000	10
CB	Herman Moore	CB	94	1000	10
DB	Scott Mitchell	DB	96	1000	10
LB	Barry Sanders	LB	96	1000	10

Pro Bowl Selections: T Lomas Brown, C Kevin Glover, WR Herman Moore, RB Barry Sanders

Team Statistics	Det	Opp
Total First Downs	349	350
Rushing	91	110
Passing	260	240
Penalty	58	39
3rd Down: Made/Att	95/208	76/200
3rd Down Pct.	46.0	38.0
4th Down: Made/Att	8/13	10/16
4th Down Pct.	62.0	63.0
Possession Avg.	28:37	31:36
Total Net Yards	6113	5439
Avg. Per Game	382.1	340.9
Total Plays	1024	1031
Avg. Per Play	6.0	5.4

Net Yards Rushing	Det	Opp
Avg. Per Game	108.6	112.2
Total	387	409
Net Yards Passing	4360	3804
Avg. Per Game	272.5	237.5
Sacked/Yards Lost	32/150	42/317
Gross Yards	4510	4211
Att./Completions	605/362	580/354
Completion Pct.	59.8	61.0
Had Intercepted	12	22

Punts/Average	Det	Opp
Net Punting Avg.	30.8	36.6
Penalties/Yards	134/1032	130/1001
Fumbles/Ball Lost	5/13	5/13
Touchdowns	16	15
Rushing	33	17
Passing	1	4
Returns	1	4

Points Scored	Det	Opp
Lions	113	125
Opponents	53	114

Scoring	TD	Ru	Pa	Rt	PAT	FG	S	Pts
Hanson	0	0	0	0	48/48	28/34	0	132
Moore, H.	14	14	0	0	0	0	0	84
Sanders	12	0	0	0	0	0	0	72
Perriman	9	9	0	0	0	0	0	56
Morton	8	8	0	0	0	0	0	48
Mitchell	4	4	0	0	0	0	0	24
Sloan	1	0	0	0	0	0	0	6
Rivers	1	0	0	0	0	0	0	6
Scroggins	1	0	0	0	0	0	0	6
Blades	0	0	0	0	0	0	0	0
Lions	50	16	33	2	48/48	28/34	0	436
Opponents	15	17	4	2	32/32	28/42	0	336

2-PT. Conversions: Perriman TEAM 1-2, Opponents 2-2

Rushing	Att	Yds	Avg	Lg	TD
Sanders	314	1500	4.8	75t	11
Mitchell	36	104	2.9	16t	4
Rivers	18	73	2.9	16t	4
Perriman	4	9	2.3	16t	0
Morton	4	33	8.3	18	0
Schlesinger	1	1	1.0	4	0
Majkowski	1	1	1.0	4	0
Royals	1	7	7.0	7	0
Lions	387	1753	4.5	75t	16
Opponents	409	1795	4.4	75	15

Receiving	Att	Yds	Avg	Lg	TD
Moore, H.	123	1686	13.7	69t	9
Perriman	108	1488	13.8	91t	14
Sanders	48	398	8.3	40	8
Morton	44	550	12.4	52t	6
Sloan	17	184	10.8	52t	0
Hall	1	81	81	15	0

Passing	Att	Cmp	Yds	Cmp%	Avg	TD	Int	Int%	Lg	Sk/Y	Rtg
Mitchell	583	246	4398	59.3	7.4	32	5.5	12	2.1	31t	31/145
Majkowski	20	15	161	75.0	8.0	0	5.0	0.0	0.0	11	16
Sanders	2	1	11	50.0	5.5	0	0.0	0.0	0.0	22	11
Lions	605	362	4510	59.8	7.4	32	5.5	12	2.0	31t	32/150
Opponents	580	354	4121	61.1	7.1	17	2.9	2.9	2.8	85	42/217

Interceptions	Player	Yds	Avg	Lg	TD
Clay	1	175	175	39	0
Raymond	1	64	64	13	0
McNeil	1	26	26	26	0
Johnson	1	23	23	11.5	0
Spielman 1-4; Blades 1-0; Vanhorse 1-0; Malone 1-0					
Lions	22	270	12.3	39	0
Opponents	12	219	18.3	71t	2

Punting	Pnt	Yds	Avg	Net	TB	In20	Lg	8
Boyd	57	2393	42.1	32.1	6	15	69	8
Team	2	0	0.0	0.0	0	0	0	0
Hanson	34	34	34.0	34.0	1	15	69	8
Lions	60	2427	40.5	30.8	7	19	69	8
Opponents	61	2604	42.7	38.6	3	19	69	8

Punt Returns	PR	FC	Yds	Avg	Lg	TD
Morton	4	4	48	6.9	16	0
Turner	1	1	39	6.5	16	0
Perriman	1	1	30	10.0	16	0
Clay	1	1	16	16.0	16	0
Carter	1	1	16	16.0	16	0
Lions	24	17	189	7.8	28	0
Opponents	29	6	442	15.2	74t	1

Kickoff Returns	KR	Yds	Avg	Lg	TD
Rivers	188	517	2.7	17	0
Morton	3	390	130.0	35	0
Turner	17	323	19.0	43	0
Perriman	6	85	14.2	28	0
Williams	4	100	25.0	32	0
Carter 2-46, 29 Lg; Sloan 1-14; Owens 1-9					
Lions	87	1367	20.4	51	0
Opponents	80	1828	22.9	51	0

Field Goals	Player	Att	Made	Yds	50+
Hanson	2	2	2	47/47	5/10
Lions	2	2	2	44/44	5/10
Opponents	0	0	0	0/0	0/0

Opponents	Hanson	436/366	(336/40N/42N)(216/306/368/186/326)	(586/1)	(426/206/396/386/1)	(348/296/186)	(438/256)
(326/406/40N/396)	(426/366)	(366/49N)	(396/396/226)	(336/396/456)	28/34	82.4%	
Opponents:	(396/49N/476/316)	(326/276/166/166/256/266)	(47N/236/40N)	(226/386)	(426/436/34N/206/27N)	(266/366/49N/396)	(205/506/286/326/476/42N/44N)

Defense	Spielman	Johnson	Blades	McNeil	Raymond	Thomas	Gay	Porchner	Messey	Scroggins	Hayworth	Ellis	Vanhorse	Jeffries	London	Bonham	Wells	Malone	Owens	Kowalkowski	Boyd, S
ST	137	90	47	2	14	14	1	2	2	2	2	2	2	2	2	2	2	2	2	2	2
AT	90	80	66	29	29	29	2	2	2	2	2	2	2	2	2	2	2	2	2	2	2
Sk	1	1	1	1	1	1	1	1	1	1	1	1	1	1	1	1	1	1	1	1	1
Yds	137	90	47	2	14	14	1	2	2	2	2	2	2	2	2	2	2	2	2	2	2
PD	2	2	2	2	2	2	2	2	2	2	2	2	2	2	2	2	2	2	2	2	2
FR	3	4	4	0	0	0	0	0	0	0	0	0	0	0	0	0	0	0	0	0	0
STT	1	1	1	1	1	1	1	1	1	1	1	1	1	1	1	1	1	1	1	1	1

Special Teams: Schlesinger 15, Beer 9; Hanson 2, Temple 2, Sloan 2, Holman 1, Royals 1, Lynch 1; Williams 1

Lions	Opponents
912	867
657	621
255	246
42	32
317	155
85	77
16	10
13	13
97	-

NFL Standings	W	L	T	Pct	Pts	Opp	NFC Central	W	L	T	Pct	Pts	Opp
NFC Central	11	5	0	.688	404	314	Pittsburgh	11	5	0	.688	407	327
Green Bay	10	6	0	.625	396	336	Cincinnati	10	6	0	.625	399	374
DETROIT	9	7	0	.563	369	369	Houston	7	7	0	.500	349	319
Chicago	6	11	0	.353	269	369	Cleveland	5	11	0	.313	268	358
Minnesota	6	8	0	.438	298	335	Jacksonville	4	12	0	.250	275	404
Tampa Bay	6	9	0	.408	298	335							
NFC East							Buffalo	10	6	0	.625	350	335
Dallas	12	4	0	.750	435	291	Indianapolis	6	7	0	.463	351	319
Philadelphia	10	6	0	.625	316	338	Miami	7	10	0	.408	349	349
Washington	6	10	0	.375	269	340	New England	3	13	0	.188	294	377
NY Giants	6</												

1996

Record: 5-11, 5th NFC Central

Date	W/L	Score	Opponent	Att
9/8	W	13-17	at Minnesota	59/272
9/15	W	21-6	Tampa Bay	54/225
9/22	L	17-24	at Philadelphia	66/772
9/29	L	26-16	Chicago	70/222
10/6	W	27-0	at Tampa Bay	34/261
10/13	W	26-24	Atlanta	56/266
10/20	L	21-27	at Oakland	50/301
10/27	L	17-25	New York/Giants	63/301
11/3	L	18-28	at Green Bay	60/695
11/11	L	21-27	at San Diego	60/425
11/17	W	17-16	Seattle	51/194
11/24	L	14-3	at Chicago	55/364
11/29	L	54-28	Kansas City	75/107
12/6	L	3-21	Minnesota	46/413
12/15	L	3-21	Green Bay	73/214
12/23	L	14-24	at San Francisco	61/321

Usual Starters

Offense	Defense
QB 80 Brett Perriman	LB 91 Robert Parcher
WR 87 Johnnie Morton	NT 92 Henry Thomas
LT 72 Ray Roberts	OT 93 Luther Ellis
LG 77 Mike Compton	RE 94 Kerwin Waldroup (10)
C 78 Kevin Glover	TE 95 Tracy Scroggins (8)
RG 84 Jeff Hartings	SLB 96 Antonio London
RT 71 Zefross Moss	MLB 97 Pepper Johnson
TE 89 Pete Metzelaars	WLB 98 Reggie Brown
RB 84 Herman Moore	CB 99 Ryan McNeil
DB 19 Scott Mitchell	FS 96 Corey Raymond
HB 20 Barry Sanders	FS 97 Bernie Blades
	FS 98 Van Malone

Pro Bowl Selections: C Kevin Glover, WR Herman Moore, RB Barry Sanders

Team Statistics

Total First Downs	Det	Opp
Rushing	317	256
Passing	180	172
Penalty	32	26
3rd Down: Made/Att	72/189	95/220
3rd Down Pct.	38	43
4th Down: Made/Att	9/20	8/22
4th Down Pct.	45	36
Passage Avg.	26.57	33.02
Total Net Yards	5013	5367
Avg. Per Game	316.3	335.9
Total Plays	316	304
Avg. Per Play	5.1	5.1
Net Yards Rushing	1810	2007
Avg. Per Game	113.1	125.4
Total Rushes	389	350
Net Yards Passing	3203	3360
Avg. Per Game	200.2	209.4
Sacked/Yards Lost	46/260	32/227
Gross Yards	3463	3577
Att/ Completions	541/309	502/311
Completion Pct.	57.1	62.0
Had Intercepted	41	11
Punts/Average	41/42.9	41/41.2
Net Punting Avg.	38.3	38.3
Penalties/Yards	109/863	115/838
Fumbles/Ball Lost	19/5	26/7
Touchdowns	38	44
Rushing	5	12
Passing	20	28
Returns	3	4

Points Scored	Q1	Q2	Q3	Q4	OT	PTS
Lions	52	17	11	7	-	87
Opponents	81	130	79	27	-	368

Scoring	TD	Ru	Pa	Rt	PAT	FG	S	PTS
Hanson	0	0	0	0	36/36	12/17	0	72
Sanders	1	0	0	0	0/0	0/0	0	6
Moore	6	0	0	0	0/0	0/0	0	36
Morton	6	0	0	0	0/0	0/0	0	36
Perriman	5	5	0	0	0/0	0/0	0	34
Mitchell	4	4	0	0	0/0	0/0	0	24
Raymond	1	0	0	0	0/0	0/0	0	6
Blades	1	0	0	1 (fb)	0/0	0/0	0	6
Wells	0	0	0	0	0/0	0/0	0	0
Lions	38	15	20	4	3/3	12/17	0	302
Opponents	44	12	28	4	40/41	20/25	1	388

2-PT. Conversions: Moore, TEAM 1-2; Opponents 1-3

Rushing	Att	Yds	Avg	Lg	TD
Sanders	307	1553	5.1	54	11
Rivers	19	86	4.5	26	0
Mitchell	37	83	2.2	13	0
Majkowski	14	32	2.3	18	0
Morton	9	5	0.6	10	0
Perriman	3	3	1.0	3	0
Lynch	0	0	0.0	0	0
Lions	389	1810	4.7	54	15
Opponents	510	2007	3.9	52	12

Receiving	Rec	Yds	Avg	Lg	TD
Moore	106	1296	12.2	50	9
Perriman	94	1021	10.9	44	4
Morton	55	714	13.0	62	2
Sanders	55	107	1.9	16	0
Metzelaars	7	146	21.6	23	0
Sloan	7	51	7.3	18	0
Matthews	3	41	13.7	21	0
Rivers	2	28	14.0	19	0
Pric	2	14	7.0	14	0
Lions	309	3463	11.2	62	20
Opponents	311	3577	11.5	53	28

Passing	Att	Cmp	Yds	Cmp%	Avg	TD	Int	Int%	Lg	Sk/Y	Rtg
Mitchell	437	253	2917	57.9	6.68	17	33	7.5	62	38/199	74.9
Majkowski	102	55	554	53.9	5.43	3	23	22.5	27	10/61	67.2
Royals	1	0	0	0.0	0.0	0	0	0.0	0	0/0	52.1
Sanders	1	0	0	0.0	0.0	0	0	0.0	0	0/0	0.0
Lions	541	309	3346	57.1	6.40	20	37	21	31	46/260	72.5
Opponents	502	311	3577	62.0	7.13	28	55	11	22	32/227	93.0

Interceptions	Int	Yds	Avg	Lg	TD
McNeil	14	217	15.5	24	0
Blades	12	112	9.3	14	0
Raymond	2	24	12.0	24	1
Stewart	1	14	14.0	14	0
Majone	0	5	5.0	5	0
Jeffries	0	0	0.0	0	0
Lions	11	169	15.4	39	2
Opponents	21	313	14.9	37	3

Punting	Pnt	Yds	Avg	Net	TB	In20	Lg	B
Royals	69	3020	43.8	33.9	8	10	60	0
Team	1	0	0.0	0.0	0	0	0	0
Hanson	1	24	24.0	24.0	0	0	24	0
Lions	71	3044	42.9	33.3	8	12	60	0
Opponents	71	2927	41.2	35.3	7	23	62	0

Punt Returns	PR	FC	FC%	Avg	Lg	TD
Milburn	34	284	8.4	8.4	33	0
Lions	34	19	56%	28	33	0
Opponents	42	11	26%	5.19	12.4	1

Kickoff Returns	KR	Yds	Avg	Lg	TD
Milburn	64	1827	28.4	65	0
Lynch	1	16	16.0	16	0
Washington	14	14	1.0	14	0
Matthews	10	10	1.0	10	0
Rivers	8	8	1.0	8	0
Metzelaars	1	0	0.0	0	0
Lions	69	1675	24.3	65	0
Opponents	53	1300	24.5	75	0

Field Goals	Att	Made	Pct	Yds	PTS
Hanson	10	6	60%	476	18
Lions	10	4	40%	316	12
Opponents	0	0	0%	0	0

Hanson: (246/396) (53%) (50/61) (206/398/296) (46%) (53%) (43/61) (49/306/486/316) (39%) (41/11-12/17) 70.6%

Opponents: (436/266) (306/416) (89/399) (46%) (47/61) (296/236/326) (386/43/326) (1) (296/206/48/1) (246/256/216/24/26) (42/61) (31/61) (49/61) 20.25, 80%

Defense	TT	ST	AT	Sk	Yds	PD	FF	FR	STT
Blades	106	78	29	0	0	0	0	0	0
McNeil	86	88	27	0	0	0	0	0	0
Malone	45	46	16	0	0	0	0	0	0
Johnson	70	70	27	0	0	0	0	0	0
London	69	65	27	0	0	0	0	0	0
Raymond	69	69	27	0	0	0	0	0	0
Parcher	66	66	21	10	0	0	0	0	0
Brown	50	50	23	0	0	0	0	0	0
Ellis	49	49	26	0	0	0	0	0	0
Thomas	47	47	16	6	5	49.5	0	0	0
Waldroup	45	45	23	0	0	0	0	0	0
Jeffries	41	41	19	5	5	16.5	0	0	0
Rice	39	39	13	0	0	0	0	0	10
Boyd, S	35	35	15	0	0	0	0	0	5
Wells	30	30	15	0	0	0	0	0	0
Stewart	20	20	10	0	0	0	0	0	0
Burnham	16	16	8	0	0	0	0	0	0
Scroggins	12	12	6	0	0	0	0	0	0
Brooks	7	7	4	0	0	0	0	0	0
Washington	6	6	3	0	0	0	0	0	0
Ford	4	4	2	0	0	0	0	0	0
Kowalewski	4	4	2	0	0	0	0	0	12
Woodley	4	4	2	0	0	0	0	0	4
Borgella	3	3	1	0	0	0	0	0	4
Dronett	2	2	1	0	0	0	0	0	10
Beer	2	2	1	0	0	0	0	0	13
Schlesinger	1	1	1	0	0	0	0	0	0
Glover	0	0	0	0	0	0	0	0	0
Moore	0	0	0	0	0	0	0	0	0
Royals	0	0	0	0	0	0	0	0	0
Sample	0	0	0	0	0	0	0	0	0
Pric	0	0	0	0	0	0	0	0	0
Lions	974	662	292	32	233	65	14	8	92
Opponents	810	625	185	46	264	102	5	10	-

NFL Standings	W	L	T	Pct	Pts	OP	AFC Central	W	L	T	Pct	Pts	OP
Green Bay	13	3	0	0.813	166	210	Pittsburgh	11	5	0	0.688	418	313
Minnesota	10	6	0	0.625	298	315	Jacksonville	8	8	0	0.500	363	325
Chicago	9	7	0	0.563	283	305	Cincinnati	8	8	0	0.500	372	363
Tampa Bay	9	7	0	0.563	221	293	Houston	8	8	0	0.500	345	319
DETROIT	5	11	0	0.313	302	268	Baltimore	4	12	0	0.250	371	441
Dallas	10	6	0	0.625</									

1998

Record: 5-11, 4th NFC Central

9/6	L	19-38	at Green Bay	60-102
9/13	L	29-34 (ot)	Cincinnati	66-354
9/20	L	6-29	at Minnesota	63-109
9/28	W	27-31	Tampa Bay	74-72*
10/4	L	27-31	at Chicago	55-562
10/15	W	27-20	Green Bay	77-882
10/25	L	13-34	Minnesota	77-882
11/1	L	6-17	Arizona	66-080
11/8	L	9-10	at Philadelphia	66-080
11/15	W	26-31	Chicago	63-152
11/22	W	28-25	at Tampa Bay	64-265
11/26	W	19-16ot	Pittsburgh	78-139*
12/6	L	22-37	at Jacksonville	70-717
12/13	L	17-35	at San Francisco	68-365
12/20	L	17-24	Atlanta	67-143
12/27	L	10-19	at Baltimore	68-045

*Silverdome sellout

Pro Bowl Selections: RB Barry Sanders

Usual Starters

Offense		Defense	
QB	Johnnie Morton	DE	Robert Parcher
LT	Ray Roberts	NT	Dan Owens
LG	Jim Pme	RF	Luther Elliss
RG	Jeff Hartings	SLB	Kerwin Waldroup
RT	Larry Hargie; Tony Ramirez	MLB	Rob Fredrickson
TE	Walter Rasby	WLB	Stephen Boyd
RB	Herman Moore	CB	Allen Aldridge
DB	Charlie Batch	FS	Bryant Westbrook
RB	Tommy Vandell	SS	Terry Fair (10); 24 Kevin Abrams (8)
	Barry Sanders	SS	Mark Carner
			Ron Rice

Team Statistics

	Det	Opp
Total First Downs	279	376
Rushing	160	187
Passing	109	167
Penalty	26	26
3rd Down: Made/Att	72/211	89/217
3rd Down Pct.	34.0	41.0
4th Down: Made/Att	10/40	5/10
4th Down Pct.	25.0	50.0
Possession Avg.	28.31	30.47
Total Net Yards	5085	5117
Avg. Per Game	317.8	319.8
Total Plays	975	1004
Avg. Per Play	5.2	5.1
Net Yards Rushing	1955	2102
Avg. Per Game	122.2	131.4
Total Rushes	401	487
Net Yards Passing	3130	3015
Avg. Per Game	195.6	188.4
Sacked Yards Lost	457/288	457/281
Gross Yards	3398	3276
Att./Completions	489/274	474/284
Completion Pct.	56.0	59.9
Had Intercepted	19	13
Punts/Average	62/42.8	61/42.7
Net Punting Avg.	36.5	36.5
Penalties/Yards	127/1019	99/781
Fumbles/Ball Lost	17/12	29/9
Touchdowns	32	43
Rushing	17	13
Passing	15	30
Returns	3	5

Points Scored

Lions	37	66
Opponents	64	74

Scoring TD

	TD	Ru	Pa	AT	FG	S	Pts
Hanson	0	0	0	0	27/29	29/33	114
Vandell	0	0	0	0	0	0	0
Moore	5	6	0	0	0	0	30
Sanders	4	4	0	0	0	0	24
Crowell	3	3	0	0	0	0	18
Fair	0	0	0	2	0	0	12
Morton	0	0	0	0	0	0	0
Chrylewicz	2	2	0	0	0	0	12
Batch	0	0	0	0	0	0	0
Westbrook	0	0	0	0	0	0	0
Rivers	0	0	0	0	0	0	0
Rasby	1	1	0	0	0	0	6
Sloan	1	1	0	0	0	0	6
Boyd, T.	0	0	0	0	0	0	0
Schlesinger	0	0	0	0	0	0	0
Lions	32	12	17	3	27/29	29/33	0
Opponents	43	15	23	5	47/41	25/30	1

2-Pt. Conversions: None TEAM O-3, Opp 1-1

Rushing

	Att	Yds	Avg	Lg	TD
Sanders	343	1491	4.3	17	4
Batch	41	295	7.2	31	1
Rivers	19	102	5.4	36	1
Vandell	18	37	2.1	15	0
Crowell	37	165	4.5	17	0
Mitchell	5	17	3.4	11	0
Schlesinger	1	3	3.0	11	0
Morton	1	1	1.0	11	0
Reich	6	3	0.5	5	0
Lions	411	2,955	7.2	36	12
Opponents	487	2,102	4.3	57	15

Receiving

	Rec	Yds	Avg	Lg	TD
Moore	82	983	12.0	36	5
Morton	69	1,029	14.9	96	2
Sanders	37	464	12.5	44	4
Crowell	46	464	10.1	68	1
Rasby	15	119	7.9	17	1

Vandell	14	143	10.2	31	1
Sloan	11	146	13.3	33	0
Stablein	7	80	11.4	15	0
Boyd, T.	4	36	9.0	10	0
Chrylewicz	3	58	19.3	39	0
Rivers	3	16	5.3	8	0
Schlesinger	2	16	8.0	10	0
Lions	274	3,398	12.4	98	17
Opponents	284	3,276	11.5	84	17

	Att	Comp	Yds	Comp%	Avg	TD%	Int%	Lg	Sk/Y	Rtg
Batch	303	173	2,178	57.1	7.18	3.6	2.0	90	37/22	83.3
Reich	110	63	788	57.3	6.99	4.5	4.4	41	4/18	78.9
Mitchell	75	38	452	50.7	6.03	1.3	3.3	40	4/28	57.1
Jett	1	0	0	0.0	0.00	0.0	0.0	0	0/0	39.5
Lions	499	274	3,398	54.9	6.97	4.9	12	25	98/43	78.1
Opponents	474	284	3,276	59.9	6.97	4.9	12	25	94/43	86.7

	Int	Yds	Avg	Lg	TD
Westbrook	49	163	3.3	24	0
Carner	10	110	11.0	35	0
Rice	3	52	17.3	35	0
Lions	12	132	11.0	34	0
Opponents	13	198	15.2	79	1

	Pnt	Yds	Avg	Net	TB	In	Lg	TD
Jett	66	2892	43.8	6	9	17	60	0
Kidd	13	520	40.0	0	0	1	54	0
Hanson	3	94	31.3	0	0	0	36	0
Lions	82	3506	42.7	35.5	6	19	60	0
Opponents	81	3460	42.8	36.9	13	26	67	0

	PR	FC	Yds	Avg	TD
Fair	10	15	189	18.9	0
Boyd, T.	4	0	0	0.0	0
Abrams	2	0	0	0.0	0
Stablein	1	0	0	0.0	0
Lions	17	19	212	12.3	0
Opponents	26	20	471	15.0	1

	KR	Yds	Avg	Lg	TD
Fair	51	1493	29.3	30	2
Boyd, T.	8	163	20.4	26	0
McPhail	17	118	6.9	23	0
Rivers	15	75	5.0	9	0
Vandell	2	23	11.5	23	0
Lions	68	1700	25.0	105	2
Opponents	49	1196	24.4	100	1

	FG	Yds	Avg	TD
Hanson	1-19	20-29	30-39	40-49
Hanson	0/0	8/6	7/7	13/15
Lions	0/0	8/6	7/7	13/15
Opponents	0/0	6/6	11/12	18/19

Hanson: (476,436)(1)(376,496)(276,256)(286,53)(456)(256,366)(476,486)(286,476,446)(416,486,356,586)(246,256)
 456,516,436,356,456,476,476,346,276,456,306,396,299,379,366
 Opponents: (366,448)(276,286,426,286,306)(436,476)(236)(286,406)(366,446)(528,536)(396)(316,436)(336)
 (306,386,536,256)(446,436,306)(346)(306)-25,30,83,3%

	DT	ST	AT	Sk	Yds	PD	FF	FR	STT
Boyd, S.	11/2	7/5	3/7	23	23	3	3	4	4
Rice	9/2	5/7	3/6	3.5	14.5	0	0	0	0
Fredrickson	8/6	5/6	2/5	2.5	0	0	0	0	0
Westbrook	7/4	5/9	3/3	0	0	0	0	0	0
Aldridge	6/9	4/1	1/1	1.5	85.5	1	1	1	1
Parcher	5/7	3/9	1/7	1.5	0	0	0	0	0
Fair	4/1	4/3	1/2	2.5	0	0	0	0	0
Carrier	5/5	4/1	1/1	3.0	23	2	2	2	2
Abrams	5/1	4/1	1/1	2.0	23	1	1	1	1
Elliss	3/9	3/9	1/2	2.0	0	0	0	0	0
Jordan	3/9	1/3	1/1	1.5	0	0	0	0	0
Waldroup	2/7	1/3	1/1	1.5	0	0	0	0	0
Scroggins	2/7	2/4	1/2	2.5	38	0	0	0	0
Owens	2/7	1/1	1/2	1.5	12.5	0	0	0	0
Jeffries	2/6	0/0	0/0	0	0	0	0	0	0
Balley	1/1	1/1	0/0	0	0	0	0	0	0
Holland	1/1	1/1	0/0	0	0	0	0	0	0
Spindler	0/0	0/0	0/0	0	0	0	0	0	0
Lions	62	9	2	261	68	9	9	101	101
Opponents	836	638	198	48	268	63	9	8	101

Stewart 6 T, 5 ST, 1 FF, 9 ST; Kowalkowski 4 T, 3 ST, 1 FR, 8 STT; Chalenski 4 TT, 2 ST, 1 PD; Taylor, H 2 T, 2 ST; Jamison 2 TT, 1 ST, 2 PD; Sasa 2 TT, 5 ST; Campbell 1 TT, 1 ST, 1 STT;
 Special Teams: Schlesinger 10, O'Neill 10; Rivers 6; Hanson 3; Supenew 3; Thomas, M 2; Chrylewicz 1; Jett 1; Boyd, T.; McPhail

NFL Standings				AFC Central							
W	L	T	Pct	Pts	OP	W	L	T	Pct	Pts	OP
Minnesota	15	1	0	339	556	296	0	0	0	0	388
Green Bay	10	6	0	688	408	319	0	0	0	500	

1999

Record: 8-8, 3rd NFC Central

Date	W/L	Score	Opponent	Att
9/12	W	28-20	at Seattle	66,238
9/19	W	25-15	Green Bay	78,207
9/26	W	21-31	at Kansas City	78,384
10/01	W	10-20	San Diego	61,481
10/07	W	25-23	Minnesota	76,516*
10/24	W	24-9	at Carolina	64,322
10/31	W	20-9	Tampa Bay	63,135
11/07	W	31-27	at Arizona	73,224*
11/14	L	17-23	Denver	49,500
11/21	L	17-26	at Green Bay	59,869
11/25	W	21-17	Chicago	77,905*
12/05	L	33-17	Washington	77,693*
12/12	W	16-23	at Tampa Bay	65,536
12/16	L	10-28	at Chicago	68,944
12/25	L	17-27	Denver	73,156*
1/2/00	L	17-24	at Minnesota	64,103

NFC Playoffs
 1/8/00 L 13-27 at Washington 79,411
 *Silverdome sellout

Usual Starters

Offense	Defense
XR 87	LE 91 Robert Porcher
LT 72	RT 90 James Jones
LG 62	UT 91 Luther Ellis
C 77	RE 92 Tracy Scroggins
RG 84	SLB 93 Allen Aldridge
RT 76	MLB 19 Stephen Boyd
TE 86	WLB 50 Chris Claiborne
ZB 82	CB 38 Robert Bailey (11)
OB 10	CB 37 Terry Fair (10)
QB 30	DB 27 Cory Schlesinger
RB 21	DB 29 Greg Hill
	DB 26 Mark Carrier

Starters

Pro Bowl Selections: LB S. Boyd, DT L. Ellis, K J. Hanson, DE R. Porcher, TE D. Sloan

Team Statistics

Total First Downs	Def	Opp
Rushing	87	87
Passing	179	185
Penalty	23	33
3rd Down: Made/Att	81/222	84/213
3rd Down Pct.	36.5	39.4
4th Down: Made/Att	9/17	8/18
4th Down Pct.	52.9	44.4
Posession Avg.	29.15	30.45
Total Net Yards	4831	5291
Avg. Per Game	308.2	330.7
Total Plays	510	517
Avg. Per Play	9.57	9.29
Net Yards Rushing	1245	1231
Avg. Per Game	77.8	76.9
Total Rushes	356	393
Net Yards Passing	3586	3760
Avg. Per Game	226.6	235.0
Sacked/Yards Lost	64/388	50/240
Gross Yards	4074	4100
Att./Completions	558/326	574/359
Completion Pct.	58.4	62.5
Had Intercepted	14	14
Punts/Average	86/42.3	82/42.0
Net Punting Avg.	38/24.8	42/25.8
Penalties/Yards	110/895	105/839
Fumbles/Ball Lost	21/8	32/16
Touchdowns	35	35
Rushing	8	12
Passing	27	21
Returns	5	3

Points Scored

Lions	Q1	Q2	Q3	Q4	OT	Pts
Lions	61	132	47	82	-	322
Opponents	28	116	81	98	-	323

Scoring

TD	Ru	Pa	Rt	PAT	FG	S	Pts
Hanson	0	0	0	28/29	26/32	0	106
Crowell	7	0	0	0/0	0/0	0	44
Morton	5	5	0	0/0	0/0	0	30
Irvin	4	0	0	0/0	0/0	0	24
Missan	2	0	0	0/0	0/0	0	12
Batch	2	0	0	0/0	0/0	0	12
Fair	2	0	0	0/0	0/0	0	12
Hill	2	0	0	0/0	0/0	0	12
Moore	0	0	0	0/0	0/0	0	0
Stablein 1 TD (1 Pa), 8 Pts.							
Aldridge 1 TD (1 Ret), 6 Pts.							
Ellis 1 TD (1 Ret), 6 Pts.							
Howard 1 TD (1 Ret), 6 Pts.							
Rasby 1 TD (1 Pa), 6 Pts.							
Lions	36	62	21	28/29	26/32	1	322
Opponents	35	62	21	31/31	22/29	3	323

2-PT. Conversions: Crowell, Stablein Lions 2-6, Opponents 2-5

Rushing

Hill	Att	Yds	Avg	Lg	TD
Hill	104	546	5.2	57	2
Rivers	52	395	7.6	57	0
Irvin	36	333	9.2	51	4
Schlesinger	43	124	2.9	16	0
Batch	28	87	3.1	12	2
Crowell	5	38	7.6	20	0
Ferrotte	15	33	2.2	8	0
Olivo 1-1; Jett 2 (-8), 0 Lg					
Lions	356	1245	3.5	51	8
Opponents	393	1531	3.9	58	12

Receiving

Crowell	Rec	Yds	Avg	Lg	TD
Crowell	60	1358	22.6	77	7
Morton	40	1136	28.4	48	6
Sloan	47	591	12.6	74	4

Irvin	25	233	9.3	31	0
Rivers	22	173	7.9	31	1
Schlesinger	21	151	7.2	29	1
Moore	16	137	8.6	26	1
Hill	11	77	7.0	26	0
Stablein	11	119	10.8	42	0
Olivo 4-24, 12 Lg; Rasby 3-19, 13 Lg, 1 TD; Chrylwynn 2-18, 13 Lg; Uwaezuke 1-5, 5 Lg					
Lions	326	4074	12.5	77	22
Opponents	359	4100	11.4	75	22

Passing	Att	Comp	Yds	Comp%	Avg	TD%	Int%	Lg	Sf/Y	Rtg
Ferrotte	280	175	2177	62.8	7.8	9	7	24	77	28/202
Batch	270	151	1857	55.9	6.9	7	7	24	74	38/186
Lions	558	359	4074	64.3	7.3	22	3.9	14	77	64/388
Opponents	574	359	4100	62.5	7.1	21	3.7	16	75	50/340

Interceptions	Int	Yds	Avg	Lg	TD
Rice	82	49	16.4	33	0
Fair	49	16.3	31	0	
Carrier	16	5.3	16	0	
Bailey	39	19.5	31	0	
Kowalkowski 1-29; Boyd 1-18; Kriewaldt 1-2					
Lions	16	235	14.7	41	1
Opponents	14	174	12.4	40	1

Punting	Pnt	Yds	Avg	Net	TB	In	Lg	TD
Jett	86	3637	42.3	34.3	12	27	62	0
Lions	86	3637	42.3	34.8	12	27	62	0
Opponents	82	3442	42.0	35.8	6	20	57	0

Punt Returns	PR	FC	Yds	Avg	Lg	TD
Howard	6	6	3	0.5	6	0
Uwaezuke	19	19	150	8.3	20	0
Fair	11	4	97	8.8	36	0
Irvin 2-15, 15 Lg; Stablein 1-9						
Lions	36	16	386	10.2	68	1
Opponents	42	21	402	9.6	24	0

Kickoff Returns	KR	Yds	Avg	Lg	TD
Fair	34	752	22.1	91	0
Howard	15	238	15.9	35	0
Olivo	20	298	14.9	25	0
Talton 6-121, 38 Lg; Irvin 3-21, 21 Lg; Schlesinger 2-33, 20 Lg; Morton 1-22, 22 Lg					
Lions	72	1445	20.1	91	0
Opponents	60	1242	20.7	95	1

Field Goals	Att	Made	Pct	Yds	TD
Hanson	1-19	20-29	30-39	40-48	50*
Lions	0/0	8/8	4/4	10/12	4/4
Opponents	0/0	7/7	8/11	6/7	1/6
Lions (51.6/49.6/49.6/1/23.6/1/21.6/49.6/29.6/30.6/4/47.6/46.6/29.6/1/4.6/50.6/29.6/43.6/44.6/57.6/46.6/53.6)					
Opponents (32.6/45.6/46.6/51.6/1/33.6/24.6/47.6/26.6/21.6/30.6/23.6/36.6/49.6/34.6/35.6/53.6/35.6/49.6/54.6/23.6/30.6/45.6/31.6/27.6/42.6/1/30.6/32.6/44.6/52.6)					

Defense	TT	ST	AT	Sk	Yds	PD	FF	FR	STT
Boyd	129	84	44	0	5	9	1	0	7
Rice	101	77	24	0	17	0	1	1	0
Carrier	77	52	15	0	0	0	0	0	0
Claiborne	88	40	16	1.5	4.5	0	1	0	0
Aldridge	59	50	16	0	23	2	0	0	3
Bailey	58	46	6	0	10	0	0	0	0
Fair	48	32	16	1.5	106.5	0	0	0	0
Porcher	48	31	17	0	42.5	0	0	0	0
Jones, J	37	26	16	0	5.5	0	0	0	0
Ellis	37	26	16	0	5.5	0	0	0	0
Scroggins	35	22	11	0	5.5	0	0	0	0
Westbrook	30	27	3	0	0	0	0	0	4
Brown, J.B.	22	9	13	1	10	0	0	0	6
Kowalkowski	20	16	4	0	10	0	0	0	6
Pritchett	20	16	4	0	10	0	0	0	6
Kirschke	19	15	4	0	10	0	0	0	6
Campbell	10	8	2	1	0	0	0	0	0
Owens	10	8	2	1	0	0	0	0	0

Brown, C 8 TT, 6 ST, 10 ST; Jordan 7 TT, 3 ST, 5 ST; Pringle 6 TT, 6 ST, 1.5-7 Sk; Collins 6 TT, 3 ST, 1 PD, 1 FR, 5 ST; Harper 5 TT, 5 ST, 1 ST; Kriewaldt 2 TT, 2 ST, 1 PD, 1 OT; Stewart 1 TT, 1 ST, 2 ST; Special Teams: Uwaezuke 13; Talton 8; Olivo 7; Schlesinger 6; Irvin 3; Hanson 2; Stablein 2; Reece 2; Jett 1; O'Neill 1; Abrams 1

Team	Lions	Opponents
Lions	917	674
Opponents	856	617

NFL Standings

NFC Central	W	L	T	Pct	Pts	OP	AFC Central	W	L	T	Pct	Pts	OP
Tampa Bay	10	0	0	.889	270	295	Jacksonville	13	5	0	.731	386	217
Minnesota	8	6	0	.571	239	335	Indianapolis	10	8	0	.556	382	324
Detroit	6	8	0	.429	322	323	Baltimore	9	8	0	.524	324	277
Green Bay	6	10	0	.385	357	341	Pittsburgh	6	10	0	.375	317	320
Chicago	6	10	0	.375	272	341	Cincinnati	4	12	0	.250	263	460
NFC East							Cleveland	2	14	0	.125	217	437
Washington	10	6	0	.625	443	377	AFC East						
Dallas	8	6	0	.563	352	276	Indianapolis	13	3	0	.813	423	333
NV Giants	7	9	0	.438	299	358	Buffalo	11	5	0	.688	310	229
Arizona	6	10	0	.375	245	382	Miami	9	7	0	.563	326	336
Philadelphia	5	11	0	.313	272	357	New York Jets	8	8	0	.500	308	309
NFC West							New England	8	8	0	.500	299	284
St. Louis	13	3	0	.813	526	242	AFC West						
Carolina	6	8	0	.438	421	391	Kansas City	9	7	0	.563	338	298
Atlanta	5	11	0	.313	285	330	Seattle	8	8	0	.500	300	322
San Francisco	4	12	0	.250	295	453	San Diego	6	10	0	.375	314	316
New Orleans	3	13	0	.188	260	434	Oakland	6	10	0	.375	314	316
Denver	6	10	0	.375	314	316	Denver	6	10	0	.375	314	316

Was defeated DET, 27-13, and Min defeated Dal, 27-10, in NFC wild card. TB defeated Was, 14-13, and StL defeated Min, 49-37, in AFC Divisional playoffs. StL defeated TB, 11-6, for NFC title. Ten defeated Buf, 22-16, and Mia defeated Sea, 20-17, in AFC wild card. Jax defeated Mia, 62-7, and Ten defeated Ind, 19-16, in AFC Divisional playoffs. Ten defeated Jax, 39-14, for AFC title. StL defeated Ten, 23-16, in SB XXXIV.

IN 1999, U.S. Women's Soccer Team captures the nation's eye as it played in front of sold-out crowds and on national television for the first time en route to winning the World Cup hosted by the United States.

2001

Record: 2-14, 5th NFC Central

Date	W/L	Score	Opponent	Att
8/29	L	6-29	at Green Bay	59/253
9/8	L	14-24	at Cleveland	73/263
9/18	L	0-35	St. Louis	77/285
10/14	L	26-31	at Minnesota	64/408
10/21	L	24-27	Tennessee	76/340
10/28	L	27-31	Cincinnati	63/343
11/4	L	15-21	at Tampa Bay	76/265
11/11	L	13-20	at San Francisco	70/268
11/18	L	39-45	at Arizona	32/222
11/22	L	27-29	Green Bay	77/330
12/5	L	10-13	at Chicago	66/344
12/12	L	12-15	at Tampa Bay	65/334
12/16	W	27-16	Minnesota	77/350
12/23	L	14-47	at Pittsburgh	62/319
12/30	L	0-24	Chicago	76/467
1/6/02	W	15-10	Dallas	77/512

*Silverdome Sellout

Usual Starters

Offense	Defense
QB Jeff Backus	DE Robert Parcher
WR Johnny Morton	NT Shaun Rogers
LT Jeff Backus	LB Luther Elliss
TE Tony Semie	CB Tracy Scroggins
C Eric Beverly	MLB Allen Aldridge
RG Brendan Stai	WLB Chris Claiborne
RT Matt Joyce	CB Barrett Green
WR David Sloan	CB Todd Light
TE Bert Emanuel (4); 82 Germane Crowell (4)	DE Jerry Fair
OG Charlie Batch	DE Ron Rice (8)
PG Cory Schlesinger	DE Kurt Schulz (10)
RB James Stewart	

Team Stats

Total First Downs	Det	Opp
Rushing	289	321
Passing	44	99
Penalty	184	189
3rd Down: Made/Att	79/222	87/210
3rd Down Pct.	35/25	41/33
4th Down: Made/Att	48/0	46/2
4th Down Pct.	28/34	31/26
Total Net Yards	4994	5521
Avg. Per Game	312	361
Total Plays	1026	1016
Avg. Per Play	4.9	5.4
Net Yards Rushing	1998	1993
Avg. Per Game	87.4	124.6
Total Rushes	470	470
Net Yards Passing	3596	3528
Avg. Per Game	224.8	220.5
Sacked/Yards Lost	68/373	51/224
Gross Yards	3969	3752
Att./Completions	619/343	514/312
Completion Pct.	56.3	60.7
Held Intercepted	4	0
Punts/Average	75/43.0	72/42.6
Net Punting Avg.	35.2	36.5
Penalties/Yards	116/1081	95/896
Fumbles/Ball Lost	24/14	19/6
Touchdowns	30	52
Rushing	18	30
Passing	12	22
Returns	4	7

Points Scored	Q1	Q2	Q3	Q4	OT	Pts
Lions	47	16	0	7	-	70
Opponents	101	125	90	108	-	424

Scoring	TD	Ru	Pa	Rt	PAT	FG	S	Pts
Hanson	0	0	0	0	23/23	21/30	0	85
Sloan	7	0	0	0	0/0	0/0	0	42
Warren	4	0	0	0	0/0	0/0	0	26
Morton	4	0	0	0	0/0	0/0	0	24
Schlesinger	3	0	0	0	0/0	0/0	0	18
Crowell	2	0	0	0	0/0	0/0	0	16
Stewart	2	0	0	0	0/0	0/0	0	14
McMahon 1 TD (1 Ru), 8 Pts; Anderson 1 TD (1 Pa), 6 Pts; Bailey 1 TD (1 Ret), 6 Pts; Droughns 1 TD (1 Pa), 6 Pts; Fair 1 TD (1 Ret), 6 Pts; Hall 1 TD (1 Ret), 6 Pts; Howard 1 TD (1 Pa), 6 Pts; Light 1 TD (1 Ret), 6 Pts								
Lions	30	8	18	4	23/23	21/30	0	270
Opponents	52	15	30	7	49/50	19/27	1	424

2-PT. Conversions: McMahon, Warren, TEAM 2; Opp 2-2

Rushing	Att	Yds	Avg	Lg	TD
Stewart	143	685	4.8	38	3
Warren	61	191	3.1	34	3
Schlesinger	47	154	3.3	25	3
McMahon	20	75	3.8	25	2
Droughns	11	45	4.1	25	2
Batch	11	45	4.1	12	2
Cason	11	31	2.8	19	0
Detmer	9	26	2.9	9	0
Howard	9	26	2.9	9	0
Crowell 1-6; Olivo 1-6; Foster 2-6, 3 Lg; Jett 1-4					
Lions	351	1398	4.0	38	8
Opponents	470	1893	4.0	96t	15

Receiving	Rec	Yds	Avg	Lg	TD
Morton	17	154	9.0	40	0
Schlesinger	40	466	11.7	38	0
Warren	40	336	8.4	36	0
Sloan	40	409	10.2	27	1
Stewart	37	373	10.1	56	0
Crowell	26	269	10.3	46t	0
Foster	25	229	9.2	38	0
Emanuel	22	221	10.0	36	0
Anderson	12	117	9.8	65	1

Passing	Att	Cmp	Yds	Cmp%	Avg	TD	Int	Int%	Lg	Sk/V	Rtg
Batch	341	198	2382	58.1	7.0	12	12	3.5	76	27/176	76.8
Detmer	116	83	906	69.9	6.9	6	10	6.6	69	27/122	83.3
McMahon	2	0	0	0.0	0.0	0	1	50.5	0	0/0	0.0
Warren	2	0	0	0.0	0.0	0	1	50.5	0	0/0	0.0
Lions	809	343	3989	56.3	6.5	18	24	3.9	76	66/373	68.6
Opponents	514	312	3752	60.7	7.3	30	16	3.1	68t	31/224	89.6

Interceptions	Int	Yds	Avg	Lg	TD
Light	4	42	10.5	24	0
Bailey	4	24	6.0	10	0
Fair	3	10	3.3	5	0
Schulz	2	29	14.5	10	0
Claiborne	2	22	11.0	10	0
Rice	2	22	11.0	10	0
Carter 1-0; Westbrook 1-0					
Lions	16	217	13.6	74t	3
Opponents	24	376	15.7	93t	3

Punt Returns	PR	FC	Yds	Avg	Lg	TD
Howard	22	19	201	9.1	34	0
Fair	4	3	37	9.3	10	0
Foster	0	0	0	0.0	0	0
Lions	26	21	255	8.8	34	0
Opponents	39	38	387	9.9	84t	1

Kickoff Returns	KR	Yds	Avg	Lg	TD
Howard	57	1446	25.4	91	0
Fair	10	187	18.7	36	0
Foster	10	182	18.2	36	0
Morton 1-4; Olivo 1-40; Rainola 1-11; Schlesinger 1-10; Warren 0-4-0					
Lions	80	1876	23.5	91	0
Opponents	53	1143	21.6	53	0

Field Goals	Att	Mk	Pct	Yds	Avg	TD
Hanson	1-19	20/29	30/39	40-49	50+	0
Lions	1/1	2/2	2/2	61/2	47	0
Opponents	0/1	2/2	1/1	57/0	47	0

Opponents	Att	Yds	Avg	Lg	TD
Hanson	496	3961	8.0	51	0
Opponents	490	3366	6.9	51	0

Opponents	Att	Yds	Avg	Lg	TD
Hanson	496	3961	8.0	51	0
Opponents	490	3366	6.9	51	0

Opponents	Att	Yds	Avg	Lg	TD
Hanson	496	3961	8.0	51	0
Opponents	490	3366	6.9	51	0

Opponents	Att	Yds	Avg	Lg	TD
Hanson	496	3961	8.0	51	0
Opponents	490	3366	6.9	51	0

Opponents	Att	Yds	Avg	Lg	TD
Hanson	496	3961	8.0	51	0
Opponents	490	3366	6.9	51	0

Opponents	Att	Yds	Avg	Lg	TD
Hanson	496	3961	8.0	51	0
Opponents	490	3366	6.9	51	0

Opponents	Att	Yds	Avg	Lg	TD
Hanson	496	3961	8.0	51	0
Opponents	490	3366	6.9	51	0

Opponents	Att	Yds	Avg	Lg	TD
Hanson	496	3961	8.0	51	0
Opponents	490	3366	6.9	51	0

Opponents	Att	Yds	Avg	Lg	TD
Hanson	496	3961	8.0	51	0
Opponents	490	3366	6.9	51	0

Phi defeated TT, 31-9, and GB defeated SF, 25-15, in NFC wild card. Phi defeated Chi, 33-19, and StL defeated GB, 45-17, in NFC divisional playoffs. StL defeated Phi, 29-24, for NFC title. Oak defeated NYJ, 38-24, and Bal defeated Mia, 20-3, in AFC wild card. NE defeated Dak, 16-13, and Pit defeated Bal, 27-10, in AFC divisional playoffs. NE defeated Phi, 29-17, for AFC title. NE defeated StL, 20-17, in SB XXXVI.

2002

Record: 3-13, 4th NFC North

Date	W/L	Score	Opponent	Att
9/8	L	21-49	at Miami	72/216
9/15	L	7-31	at Carolina	71/261
9/22	L	13-27	Green Bay	61/205*
9/29	W	26-21	New Orleans	80/233*
10/13	L	24-31	at Minnesota	84/0/3
10/20	W	23-20 (ot)	Chicago	60/421*
10/27	L	17-24	at Buffalo	72/210
11/3	W	9-7	Dallas	67/209*
11/10	L	14-40	at Green Bay	83/293
11/17	L	14-31	NY Jets	61/220*
11/24	L	17-20 (ot)	at Chicago	62/375*
11/28	L	12-20	New England	52/109*
12/5	L	20-23 (ot)	at Arizona	26/84
12/12	L	15-38	Tampa Bay	61/402*
12/22	L	15-38	at Atlanta	69/307
12/29	L	36-38	Minnesota	80/233*

* Ford Field sellout

Usual Starters

Offense	Defense
WR 84 Bill Schroeder	DE 94 Robert Parcher
LT 76 Jeff Backus	DT 91 Shaun Rogers
LG 62 Tony Semple	LB 89 Luther Elliss
C 51 Dominic Raiola	RE 96 James Hall
RG 61 Ray Brown	MLB 88 Barrett Green
RT 63 Stackar McDougle	OLB 88 Chris Claiborne
TE 68 Michael Ricks	CB 88 Todd Light
WR 81 Az-Zahir Hakim	CB 88 Chris Cash
QB 3 Joey Harrington	CB 88 Corey Harris
PB 30 Cory Schlesinger	FS 82 Brian Walker (8); 26 Eric Davis (6)
RB 34 James Stewart	

Team Statistics

Team Statistics	Det	Opp
Total First Downs	242	380
Rushing	69	111
Passing	150	221
Penalty	23	28
3rd Down: Made/Att	64/216	105/233
3rd Down Pct.	29.6	45.1
4th Down: Made/Att	8/20	8/11
4th Down Pct.	40.0	72.7
Possession Avg.	25:44	34:16
Total Net Yards	4471	6117
Avg. Per Game	279.4	382.3
Total Plays	477	615
Avg. Per Play	4.7	6.2
Net Yards Rushing	1477	1967
Avg. Per Game	92.3	122.9
Total Rushes	456	598
Net Yards Passing	2994	4150
Avg. Per Game	187.1	259.4
Sacked/Yards Lost	20/174	33/254
Gross Yards	3168	4404
Att./Completions	577/277	591/371
Completion Pct.	48.0	62.8
Had Intercepted	25	10
Punts/Average	61/42.2	61/42.4
Net Punting Avg.	51/38.0	80/35.0
Penalties/Yards	114/916	114/881
Fumbles/Ball Lost	14/6	23/14
Touchdowns	34	52
Rushing	4	19
Passing	6	9
Returns	6	6

Points Scored

Points Scored	Q1	Q2	Q3	Q4	OT	Pts
Lions	72	88	66	77	3	306
Opponents	71	180	111	103	6	451

Scoring	TD	Ru	Pa	Rt	PAT	FG	S	Pts
Hanson	0	0	0	0	31/31	23/28	0	100
Stewart	0	0	0	0	0/0	0/0	0	36
Schroeder	6	5	2	0	0/0	0/0	0	32
Hakim	4	3	3	0	0/0	0/0	0	24
McMahon	0	0	0	0	0/0	0/0	0	18
Ricks	0	0	0	0	0/0	0/0	0	18
Cason	0	0	0	0	0/0	0/0	0	12
Schlesinger	2	0	0	0	0/0	0/0	0	12
Warren	0	0	0	0	0/0	0/0	0	12

Anderson 1 TD (1 Pa), 6 Pts; Claiborne 1 TD (0 Ret), 6 Pts; Crowell 1 TD (0 Pa), 6 Pts; Drummond 1 TD (0 Ret), 6 Pts; Hall 1 TD (1 Ret), 6 Pts; Light 1 TD (1 Ret), 6 Pts; Parcher 1 TD (1 Ret), 6 Pts

Opponents 52 19 27 6 48/49 23/28 0 306
 2-Pt. Conversions: Schroeder, TEAM 1-3; Opp 2-3

Rushing

Rushing	Att	Yds	Avg	Lg	TD
Stewart	231	109	4.7	37	2
Schlesinger	49	139	2.8	37	2
Cason	26	107	4.1	40	0
McMahon	14	96	6.9	25	3
Cooper	12	57	4.8	18	0
Drummond	4	38	9.5	23	0
Warren	4	4	1.0	4	0
Harrington	3	4	1.3	4	0
Huntley	4	4	1.0	4	0
Hakim	4	3	0.8	10	0
Jett	1	0	0.0	0	0
Trejo	1	0	0.0	0	0
Lions	358	1477	4.1	46	19
Opponents	485	1967	4.0	43	19

Receiving

Receiving	Rec	Yds	Avg	Lg	TD
Stewart	46	333	7.2	52	2
Hakim	37	541	14.6	64	2
Schroeder	26	269	10.3	46	0
Schlesinger	35	253	7.2	43	0

Passing	Att	Cmp	Yds	Cmp%	Avg	TD%	Int%	Lg	Sk/Y	Rtg
Harrington	429	215	2294	50.1	5.3	12	2.8	16	3.7	69.3
McMahon	147	82	874	42.2	5.9	7	4.8	9	6.1	49.9
Stewart	1	0	0	0.0	0.0	0	0.0	0	0.0	0.0
Lions	577	277	3168	48.0	5.4	19	3.3	25	4.3	64.6
Opponents	551	371	4404	62.8	7.4	27	4.6	10	1.7	87.4

Interceptions	Int	Yds	Avg	Lg	TD
Claiborne	1	63	21.0	43	0
Light	2	2	1.0	31	0
Harris 1-49; Davis 1-14; Cash 1-11; Gooch 1-3; Goodman 1-2					
Lions	10	173	17.3	49	1
Opponents	25	316	12.6	78	5

Punting	Pnt	Yds	Avg	Net	TB	In	Out	B
Jett	91	3838	42.2	38.0	29	57	8	0
Lions	81	3838	42.2	38.0	29	57	8	0
Opponents	80	3392	42.4	35.6	7	64	1	1

Punt Returns	PR	FC	Yds	Avg	Lg	TD
Drummond	18	8	138	7.7	31	1
Hakim	10	4	148	14.8	72	1
Howard	9	5	48	5.3	14	0
Foster 4-29, 10 Lg; Cash 1-0						
Lions	42	17	363	8.6	73	2
Opponents	53	14	239	4.5	26	0

Kickoff Returns	KR	Yds	Avg	Lg	TD
Drummond	40	1039	26.0	91	0
Howard	23	591	25.7	40	0
Foster	12	286	23.8	30	0
Cason 2-48, 24 Lg; Beverly 1-9; Cooper 1-55; Schlesinger 1-15					
Lions	83	2039	24.6	91	0
Opponents	68	1560	22.9	67	0

Field Goals	FG	Yds	Avg	Lg	TD
Hanson	0/0	0/0	0/0	0/0	0/3
Lions	0/0	0/0	0/0	0/0	0/3
Opponents	1/1	10/10	9/10	8/11	1/1

Hanson: 1(36)(1236,346,236,386)(496)(55N,306,246,486)(356)(426,446,436)(50N)(1226)(236,456, 396,466)(33N,266,206)(376,256,57)(44N)(376) - 23/28, 82.1%
 Opponents: 1(49)(40N,266)(456,346)(316)(1426)(536,426)(336)(306,406,366,336)(226)(32N,226,406)(316,296)(296,416,426)(206,286,386)(236,236,216,356)(138,138) - 29/33, 87.3%

Defense	TT	ST	AT	Sk	Yds	PD	FF	FR	STT
Claiborne	101	72	27	4.5	42	0	0	1	2
Light	97	62	19	0	0	18	0	2	2
Cash	79	69	12	0	0	1	1	2	2
Harris, C	73	50	23	3.5	22.5	8	1	0	0
Green	63	50	13	0	0	0	0	0	0
Curry	55	39	16	0	26	4	4	0	13
Hall	49	34	15	0	0	0	0	0	0
Rogers	46	26	20	0	0	0	0	0	0
Parcher	44	26	18	0	0	0	0	0	0
Walker, Brian	42	24	18	0	0	0	0	0	0
Goodman	42	34	8	0	0	13	1	4	4
Pritchett	42	28	14	0	0	0	0	0	0
Davis	37	31	6	0	0	2	2	1	1
Walker, Bracy	36	24	12	0	0	0	0	0	17
Gooch	31	24	7	0	0	0	0	0	1
Edwards	31	23	8	0	0	0	0	0	5
Elliss	26	19	7	2.5	35	2	2	1	0
Kirschke	19	14	5	0	0	0	0	0	0
Williams	11	0	0	0	0	0	0	0	0
Kriewaldt	11	0	0	0	0	0	0	0	6
Belvin	10	0	0	0	0	1	0	0	0

Campbell 9 TT, 6 ST, 3 STT; Wyrick 8 TT, 8 ST, 12 STT; Lake 2 TT, 1 ST, Jordan 1 TT, 1 ST
 Special Teams: Trejo 8; Foster 7; Drummond 6; Schlesinger 5; Banta 4; Thornhill 2; Cooper 2; Brown 1; Hanson 1; Owens 1; Stewart 1; Cason 1;

Defense	TT	ST	AT	Sk	Yds	PD	FF	FR	STT
Lions	1000	733	267	33	254	96	18	14	18
Opponents	729	559	170	33	174	98	18	8	132

NFL Standings	W	L	T	Pct	Pts	OP
NFC North	12	4	0	.750	399	328
Green Bay	6	10	0	.375	390	442
Minnesota	4	12	0	.250	291	379
Chicago	3	13	0	.188	306	451

NFC East	W	L	T	Pct	Pts	OP
Philadelphia	12	4	0	.750	415	241
NY Giants	10	6	0	.625	320	279
Washington	7	9	0	.438	307	365
Dallas	5	11	0	.312	217	329

NFC South	W	L	T	Pct	Pts	OP
Tampa Bay	12	4	0	.750	346	196
Atlanta	9	6	1	.594	402	314
New Orleans	9	7	0	.562	432	388
Carolina	7	9	0	.438	258	307

NFC West	W	L	T	Pct	Pts	OP
San Francisco	10	6	0	.625	367	351
St. Louis	7	9	0	.438	316	359
Seattle	7	9	0	.438	355	369
Arizona	5	11	0	.312	262	417

AFL: Atlanta defeated GB, 27-7, and SF defeated NYG, 39-38, in NFC wild card. TB defeated SF, 31-6, and Phi defeated Atl, 20-6, in AFC wild card. Ten divisional playoffs. TB defeated Phi, 27-10, for NFC title. NYJ defeated Ind, 41-0, and Pitt defeated Cle, 36-33, in AFC wild card. Ten divisional playoffs. Oak defeated NYJ, 30-10, in AFC divisional playoffs. Oak defeated Ten, 41-24, for AFC title. TB defeated Oak, 48-21, in SB XXXVII.

2006

Record: 3-13, 4th NFC North

Date	W/L	Score	Opponent	Attendance
9/10	L	7-34	Seattle	60,535*
9/17	L	7-34	at Chicago	62,161
9/24	L	24-31	Green Bay	61,095*
10/1	L	34-41	at St. Louis	65,653
10/8	L	17-26	at Minnesota	63,906
10/15	W	20-17	Buffalo	60,704*
10/22	L	24-31	at NY Jets	60,663*
10/29	W	24-14	Atlanta	76,463*
11/02	L	13-19	San Francisco	80,707*
11/09	L	10-17	at Arizona	63,348
11/23	L	17-28	Miami	61,522*
12/03	L	24-28	at New England	68,756
12/10	L	51-30	Minnesota	69,361*
12/17	L	17-24	at Green Bay	70,192*
12/24	L	21-26	Chicago	60,665*
12/31	W	39-31	at Dallas	63,008

* Ford Field sellout

Usual Starters

Offense

WR	11	Roy Williams
LT	76	Jeff Backus
LG	73	Dominic Davis (7); 64 Rick DeMulling (7)
RG	65	Darnell Dickey (5); 68 Barry Stokes (5)
TE	67	Blaine Gallego (3)
RT	74	Rex Tucker; 66 Barry Stokes (7); Jonathan Scott (4)
QB	69	Den Campbell
WR	67	Mike Murray
DB	8	Jon Kitna
FB	30	Cory Schlesinger
RB	34	Kevin Jones

Pro Bowl: WR R. Williams

Defense

DE	78	Cory Redding (5); 95 Jared DeVries (7); Kalimba Edwards (7)
NT	11	Shaun Cody (5); 34 Marcus Bell (7)
RE	66	James Hall (1); 78 Cory Redding (1)
MLB	66	Ernie Sims
MLB	66	Paris Lenon (11); 97 Boss Bailey (4)
SLB	66	Paris Lenon (5); 97 Boss Bailey (8)
LCB	66	Fernando Bryant (10); Stanley Wilson (4)
RCB	66	Dre Bly
FS	66	Terrence Holt
SS	66	Kenoy Kennedy (8); 27 Daniel Bullocks (6)

Team Stats

Total First Downs	290	319
Rushing	53	111
Passing	238	183
Penalty	65	65
3rd Down: Made/Att	52/190	60/207
3rd Down Pct.	27.4%	29.0%
4th Down: Made/Att	9/23	4/5
4th Down Pct.	39.1%	80.0%

Possession Avg.

Total Net Yards	2741	3530
Avg. Per Game	319.3	428.6
Total Plays	1093	1063
Avg. Per Play	5.1	5.4

Net Yards Rushing

Avg. Per Game	11.29	20.10
Total Rushes	10.6	42.5

Net Yards Passing

Avg. Per Game	382.0	220.0
Sacked/Yards Lost	238.8	307/201
Gross Yards	63/388	30/201
Att./Completions	42/0	41/339
Completion Pct.	66.7%	80.2%
Had Intercepted	2	12

Punts/Average

Net Punting Avg.	66/45.0	68/44.0
Fumbles/Yards	116/359	119/869
Fumbles/Ball Lost	15/17	15/18

Touchdowns

Rushing	9	18
Passing	21	22
Returns	1	4

Scoring

Team	Q1	Q2	Q3	Q4	OT	Pts
Opponents	73	75	86	72	0	305
	101	121	61	116	0	398

Scoring

Team	TD	Ru	Pa	Rt	PAT	FG	S	Pts
Opponents	0	6	2	0	30/30	29/33	0	117
Hanson	0	0	0	0	0	0	0	0
Jones	0	0	0	0	0	0	0	0
R. Williams	0	0	0	0	0	0	0	0
Furray	0	0	0	0	0	0	0	0
Campbell	0	0	0	0	0	0	0	0
Kitna	0	0	0	0	0	0	0	0
Bryson	0	0	0	0	0	0	0	0
Fletcher	0	0	0	0	0	0	0	0
A. Harris	0	0	0	0	0	0	0	0
M. Williams	0	0	0	0	0	0	0	0
DeVries	0	0	0	0	0	0	0	0
Team	31	9	21	0	30/30	29/33	0	305
Opponents	44	18	22	4	40/41	30/33	0	398

2-Pt. Conversions: TEAM 0-1, Opponents 2-3

Rushing

Att	Yds	Avg	Lg	TD
Jones	181	689	3.8	20
A. Harris	49	158	3.2	0
Kitna	34	156	4.6	16
Cason	64	64	3.9	16
Calhoun	19	19	2.7	4
Drummond	7	4	0.6	0
Ellis	3	3	1.5	12
Gordon	2	2	2.0	0
R. Williams	2	2	1.0	0
Bryson	1	1	0.5	0
Hakim	1	1	1.0	0
Team	304	1129	3.7	52
Opponents	44	202	4.1	61

Receiving

Rec	Yds	Avg	Lg	TD
Furray	1086	11.1	37	6
R. Williams	520	16.0	50	5
Jones	320	13.5	50	3
Campbell	308	14.7	30	4

A. Harris	18	132	7.3	20	0
Hakim	17	147	8.6	0	0
Bradford	14	164	11.7	0	0
Pollard	10	100	9.3	0	0
M. Williams	8	124	15.5	0	0
Fitzsimmons	8	98	12.3	0	0
Schlesinger	6	36	4.5	0	0
Fitzsimmons	7	71	10.1	0	0
Cason	7	71	10.1	0	0
Ellis 4-41, 19 Lg; McHugh 3-25, 11 Lg; Calhoun 2-10, 18 Lg; Hanson 2-15, 6 Lg; Drummond 2-10, 8 Lg					
Team	372	4208	11.3	50	21
Opponents	339	3721	11.0	50	22

Passing	Att	Cmp	Yds	Cmp%	TD	Int	Int%	Lg	Sk/Y	Rtg
Team	596	372	4208	62.4	7.0	21	3.5	22	37	60.3
Opponents	511	339	3721	66.3	7.2	22	4.3	12	2.3	69.3

Interceptions	Int	Yds	Avg	Lg	TD
Fletcher	12	122	4.0	7	0
Bly	6	63	4.9	9	0
Holt	1	17	6.5	17	0
Kennedy	1	0	0.0	0	0
Lenon	1	0	0.0	0	0
Team	12	160	13.3	89	1
Opponents	22	280	12.7	47	2

Punting	Pnt	Yds	Avg	Net	TB	B
Team	66	2967	45.0	38.2	16	0
Opponents	68	2990	44.0	36.4	6	1

Punt Returns	PR	FC	Yds	Avg	Lg	TD
Drummond	28	13	298	10.6	40	0
Ellis 4-61, 1 FC, 48 Lg; Bly 3-39, 3 FC, 36 Lg; Hakim 0-0, 1 FC						
Team	35	18	396	11.3	40	0
Opponents	38	9	267	7.0	58	1

Kickoff Returns	KR	Yds	Avg	Lg	TD
Drummond	62	1349	21.8	65	0
Ellis 6-139, 28 Lg; Cason 4-110, 40 Lg; Bly 1-27; Furrey 1-23;					
Team	74	1648	22.3	65	0
Opponents	63	1444	22.9	72	0

Field Goals	FG	Yds	Avg	Lg	TD
Team	11	171	15.5	36	0
Opponents	11	171	15.5	36	0

Hanson	44	52	376	40	0
Kitna	40	6	296	7	0
Opponents	41	26	256	6	0

Hanson	44	52	376	40	0
Kitna	40	6	296	7	0
Opponents	41	26	256	6	0

Defense	Int	ST	AT	OK	Yds	PD	FF	FR	STT
Sims	123	80	0	0	0	0	0	0	0
Holt	76	60	26	0	0	0	0	0	0
Lenon	71	61	0	0	0	0	0	0	0
Bullocks	70	70	0	0	0	0	0	0	0
Bailey	65	46	0	0	0	0	0	0	0
Kennedy	60	46	0	0	0	0	0	0	0
Bly	60	27	0	0	0	0	0	0	0
Redding	46	38	0	0	0	0	0	0	0
Bryant	46	36	0	0	0	0	0	0	0
Bell	40	17	0	0	0	0	0	0	0
Lewis	37	37	0	0	0	0	0	0	0
Edwards	37	37	0	0	0	0	0	0	0
Fletcher	33	33	0	0	0	0	0	0	0
Wilson	23	23	0	0	0	0	0	0	0
McBraw	24	24	0	0	0	0	0	0	0
Ha	19	19	0	0	0	0	0	0	0
DeVries	15	15	0	0	0	0	0	0	0
Rogers	10	10	0	0	0	0	0	0	0
Jackson	7	7	0	0	0	0	0	0	0
Smith, C	10	10	0	0	0	0	0	0	0

Smith, C	10	10	0	0	0	0	0	0	0
Smith, C	10	10	0	0	0	0	0	0	0
Smith, C	10	10	0	0	0	0	0	0	0

Smith, C	10	10	0	0	0	0	0	0	0
Smith, C	10	10	0	0	0	0	0	0	0
Smith, C	10	10	0	0	0	0	0	0	0

Smith, C	10	10	0	0	0	0	0	0	0
Smith, C	10	10	0	0	0	0	0	0	0
Smith, C	10	10	0	0	0	0	0	0	0

Smith, C	10	10	0	0	0	0	0	0	0
Smith, C	10	10	0	0	0	0	0	0	0
Smith, C	10	10	0	0	0	0	0	0	0

Smith, C	10	10	0	0	0	0	0	0	0
Smith, C	10	10	0	0	0	0	0	0	0
Smith, C	10	10	0	0	0	0	0	0	0

Smith, C	10	10	0	0	0	0	0	0	0
Smith, C	10	10	0	0	0	0	0	0	0
Smith, C	10	10	0	0	0	0	0	0	0

Smith, C	10	10	0	0	0	0	0	0	0
Smith, C	10	10	0	0	0	0	0	0	0
Smith, C	10	10	0	0	0	0	0	0	0

Smith, C	10	10	0	0	0	0	0	0	0
Smith, C	10	10	0	0	0	0	0	0	0
Smith, C	10	10	0	0	0	0	0	0	0

Smith, C	10	10	0	0	0	0	0	0	0
Smith, C	10	10	0	0	0	0	0	0	0
Smith, C	10	10	0	0	0	0	0	0	0

Smith, C	10	10	0	0	0	0	0	0	0
Smith, C	10	10	0	0	0	0	0	0	0
Smith, C	10	10	0	0	0	0	0	0	0

2011

Won 10, Lost 6, 2nd NFC North

Date	W-L	Score	Opponent	Attendance
9/10	W	27-20	at Tampa Bay	51,274
9/16	W	48-3	Kansas City	61,040*
9/25	W	26-23 (ot)	at Minnesota	62,466
10/2	W	34-30	at Dallas	70,122
10/10	W	24-16	Chicago	67,661*
10/16	L	19-25	San Francisco	62,061*
10/23	W	42-10	Atlanta	63,629
10/30	W	42-10	at Denver	74,571
11/18	L	13-37	at Chicago	62,396
11/20	L	49-35	Carolina	63,633*
11/24	L	15-27	Green Bay	66,263
12/10	L	17-31	at New Orleans	73,042
12/11	W	34-28	Minnesota	63,938*
12/18	W	28-27	at Oakland	65,065
12/24	W	38-10	San Diego	62,466*
1/1	L	41-45	at Green Bay	70,294

NFC Playoffs
 1/7 *Ford Field sellout
 at New Orleans 28-45
 73,038

Usual Starters

Offense	Defense
WR 13 Nate Burleson	LB Cliff Avril
WR 16 Jeff Beckus	LB Ndumkong Suh
LB 20 Rob Sims	DE Corey Williams
C 51 Dominic Raiola	DE Kyle VanDen Bosch
RG 66 Stephen Peterman	DE Andre Levy
RT 77 Gosder Cherilus	DE Stephen Tulloch
TE 87 Brandon Pettigrew	DE Justin Durant
WR/TE 16 Vite Young (8); 28 Will Heller (5); 85 Tony Scheffler (5)	DE Chris Houston
WR 81 Calvin Johnson	FS Louis Delmas
DB 9 Matthew Stafford	SS Amari Spivey
RB 44 J. Best (6); 28 M. Morris (5); 30 K. Smith (4)	

Team Stats

Stat	Det	Opp
Total First Downs	349	325
Rushing	71	91
Passing	244	195
Penalty	34	39
3rd Down Made/Att	16/212	67/205
3rd Down Pct.	7.5	32.7
4th Down Made/Att	8/14	8/19
4th Down Pct.	57.1	42.1
Possession Avg.	30:06	29:54
Total Net Yards	3881	3581
Avg. Per Game	396.1	367.6
Total Plays	1058	1055
Avg. Per Play	6.0	5.6
Net Yards Rushing	1523	2050
Avg. Per Game	156.2	210.0
Total Rushes	466	410
Net Yards Passing	4814	3831
Avg. Per Game	300.9	239.4
Sacked/Yards Lost	36/257	41/271
Gross Yards	3171	4102
Att./Completions	669/423	694/376
Completion Pct.	63.3	54.3
Had Intercepted	16	26
Punts/Average	82/43.6	78/43.3
Net Punting Avg.	82/36.0	78/40.1
Penalties/Yards	119/1075	119/882
Fumbles/Ball Lost	50/7	53/13
Touchdowns	50	42
Rushing	9	10
Passing	41	26
Returns	7	6

Score By Periods

Team	Q1	Q2	Q3	Q4	OT	Pts
Team	80	125	74	0	3	471
Opponents	86	116	82	0	0	387

Scoring

Player	TD	Ru	Rec	Ret	PAT	FG	S	Pts
Hanson	0	0	0	0	54/54	0	0	26
Johnson	16	0	0	0	0	24/29	0	96
K. Smith	7	4	0	0	0	0	0	48
Scheffler	6	0	0	0	0	0	0	36
T. Young	6	0	0	0	0	0	0	36
Pettigrew	3	0	0	0	0	0	0	18
Best	3	0	0	0	0	0	0	18
Burleson	3	0	0	0	0	0	0	18
Avril 2 (2 Ret), 12 pts; Houston 2 (2 Ret), 12 pts; Morris 2 (1 Ru, 1 Pa), 12 pts; K. Williams 2 (2 Ret, 12 pts; Carpenter 1 (1 Ret), 6 pts; gts. A. Smith 1 (1 Ret), 6 pts; Tulloch 1 (1 Ret), 6 pts;								
Opponents	42	10	26	6	54/54	24/29	1	474
2-Pt Conv: Scheffler, T. Young TM: 2-3; O-P 1-1								387

FUM/Lost

Logan 6/2, Stafford 5/1, K. Williams 2/1, Burleson 1/1, Johnson 1/1, McDonald 1/0, Morris 1/0, Scheffler 1/0, K. Smith 1/1, T. Young 1/0

Rushing

Player	Att	Yds	Avg	Lg	TD
Best	84	380	4.6	88t	2
K. Smith	72	356	4.9	43	4
Morris	80	316	4.0	31	1
K. Williams	31	135	4.4	18	0
Burleson	28	76	2.7	16	0
Stafford	32	76	2.4	16	0
Harrison	14	41	2.9	16	0
Logan	9	32	3.6	6	0
T. Young 2-15, 7.5 avg, 11 Lg; Johnson 1-11; Scheffler 1-5; A. Brown 1-0; St. Hill 1-1					
Opponents	456	1523	3.3	88t	9
Opponents	410	2050	5.0	98t	10

Receiving

Player	Rec	Yds	Avg	Lg	TD
Johnson	95	1581	16.7	73t	16
Pettigrew	23	317	13.8	47	7
Burleson	73	757	10.4	47	7
T. Young	48	607	12.6	57t	6

Player	Att	Yds	Comp	Comp%	TD	Int	Rate	Sk/Y	PA	Rtg
Stafford	683	921	538	77.3	17	6	100.0	16	31	106.6
St. Hill	110	110	0	0.0	0	0	0.0	0	0	0.0
Team	666	423	5071	63.5	761	41	6.2	16	24	73t
Opponents	604	376	4102	62.3	679	26	4.3	21	3.5	80t

Passing

Player	Att	Yds	Comp	Comp%	TD	Int	Rate	Sk/Y	PA	Rtg
Stafford	683	921	538	77.3	17	6	100.0	16	31	106.6
St. Hill	110	110	0	0.0	0	0	0.0	0	0	0.0
Team	666	423	5071	63.5	761	41	6.2	16	24	73t
Opponents	604	376	4102	62.3	679	26	4.3	21	3.5	80t

Interceptions

Player	Int	Yds	Avg	Lg	TD
Houston	5	225	45.0	10t	2
Wright	4	49	12.3	22	0
A. Smith	4	64	16.0	30t	0
Soviey	4	47	11.8	30	0
Julloch	3	33	11.0	9	0
Carpenter 1-34, 1 TD; C. Harris 1-19; Levy 1-7; Avril 1-4, 1 TD					
Team	21	458	21.8	100t	5
Opponents	16	140	8.8	44t	3

Punting

Player	Pnt	Yds	Avg	Net	In	Lg	Blk
Donahue	49	427	8.7	4	1	8	8
Graham	28	239	8.5	1	13	13	0
Malone	2	20	10.0	0	0	0	0
Team	82	3573	43.6	36.0	23	62	0
Opponents	78	3530	45.3	40.1	5	70	0

Punt Returns

Player	Pnt	Yds	Avg	Lg	TD
Logan	37	28	0.8	30t	0
McDonald	0	0	0.0	0	0
Team	38	28	0.7	30t	0
Opponents	36	13	0.4	28t	1

Kickoff Returns

Player	KR	Yds	Avg	Lg	TD
Logan	33	832	25.2	42	0
R. Davis	2	34	17.0	18	0
Fuellen 1-6, Morris 1-5					
Team	37	887	24.0	42	0
Opponents	49	1255	25.6	101t	1

Field Goals

Player	Att	Mk	Pct	Yds	PA
Hanson	11	9	81.8	214	57
Team	0	0	0.0	0	0
Opponents	0	0	0.0	0	0
Hanson (2-6, 286); (5-16, 286); (286, 506, 406, 326); (336, 518); (256, 524); (246, 496, 356, 296); (506); (296); (356); (104); (428, 316, 556)					
Opp: (386, 316); (336, 444); (336, 416, 496); (416, 336, 236); (446, 496, 416); (556, 316, 376); (236, 476, 406); (396); (436, 356, 436, 506); (276, 316); (356, 326); (396); (1466, 516, 656); (226); (426, 476)					

Defense

Player	TT	ST	AT	Sk	SKY	PD	FF	FR	STT
Julloch	111	84	27	3.0	16	5	1	3	0
Levy	107	72	36	1.0	16	1	1	0	2
Wright	73	66	6	1.0	16	1	1	0	0
Soviey	69	69	0	2.0	0	0	0	0	2
Durant	51	17	1	0.0	0	0	0	0	0
Houston	54	44	15	0.0	0	14	0	0	0
Delmas	51	36	16	0.0	0	0	0	1	0
Avril	36	29	10	1.0	31	4	6	3	0
Suh	36	29	10	4.0	0	0	0	0	0
Vanden Bosch	30	30	0	2.0	63	1	0	0	0
Berry	30	19	11	0.0	0	11	0	0	1
Williams, C	30	30	0	2.0	0	0	0	0	0
Jackson	26	17	4	4.5	20	0	0	0	0
Carpenter	24	24	0	4.0	4	0	0	0	0
Hill, Sammie	23	11	1	0.5	0	0	0	0	0
Smith, A	23	11	1	0.0	0	0	0	0	0
Harris	20	17	1	0.0	0	2	2	1	1
Fairley	15	15	0	0.0	0	0	0	0	0
Young, W	14	14	0	3.0	19	0	0	0	0
McDonald	14	9	0	0.0	2	0	0	0	5
Fuellen	12	9	0	0.0	0	1	1	0	0
Wendling	8	6	0	0.0	0	0	0	0	0
Wendling 8 TT, 6 ST, 2 AT, 16 STT; Carey 8 TT, 5 ST, 3 AT, 1 PD, 2 STT; Palmer 3 TT, 3 ST, Davis 2 TT, 2 ST, 4 STT; Hays 2 TT, 2 AT; Ekujai 1 TT, 1 ST, 2 STT; Dawson 1 TT, 1 ST;									
Special Teams Tackles: Stovall 7; Hogue 6; Logan 4; Madison 3; Silva 3; Williams, K 3; Muhlback, Don 2; Hanson, Jason 2; Coleman 2; Donahue, Ryan 2; Buckley 1; Malone 1; Morris 1									
Team	896	601	219	41	273	75	17	12	84
Opponents	822	609	219	36	269	84	10	4	85
Safety: TEAM 1; TM 1; Opp 1; FG Block: Suh 1; TM 1; Opp 0									

NFL Standings

Team	W	L	T	Pct	PF	PA	AFC East	W	L	T	Pct	PF	PA	
NFC North	10	0	0	0.909	660	309	New England	6	0	0	1.000	613	513	
Green Bay	10	0	0	0.909	474	307	NV Jets	6	0	0	1.000	500	377	
DET	8	0	0	0.889	500	353	Miami	6	0	0	1.000	375	329	
Minnesota	3	7	0	0.300	188	340	449	Buffalo	6	10	0	0.375	372	494
AFC East	7	0	0	0.563	394	400	Baltimore	12	4	0	0.750	378	269	
NV Giants	6	0	0	0.600	356	338	Pittsburgh	12	4	0	0.750	359	277	
Philadelphia	6	0	0	0.600	369	347	Cincinnati	4	9	0	0.300	344	323	
Dallas Cowboys	5	11	0	0.313	288	367	Cleveland	4	9	0	0.300	218	307	
Washington	5	11	0	0.313	288	367	AFC South	6	10	0	0.375	361	279	
AFC South	13	0	0	0.813	547	339	Houston	10	6	0	0.625	361	279	
New Orleans	13	0	0	0.813	476	329	Tennessee	10	6	0	0.625	329	323	
Atlanta	12	0	0	0.800	406	220	Kansasville	10	6	0	0.625	329	323	
Carolina	12	0	0	0.800	250	287	494	Indianapolis	10	6	0	0.625	243	330
Tampa Bay	12	0	0	0.800	250	287	494	AFC West	13	0	0	1.000	500	309
AFC West	13	0	0	0.813	380	229	San Francisco	13	0					

Won 7, Lost 9, 3rd NFC North

Date	W-L	Score	Opponent	Attendance
8/16	W	34-24	Minnesota	62,461
8/19	L	17-25	at Arizona	63,000
8/22	W	27-20	at Washington	80,111
8/26	W	40-32	Chicago	64,552
10/6	W	9-22	at Green Bay	78,200
10/13	W	31-17	at Cleveland	71,513
10/20	W	31-27	Cincinnati	63,277
10/27	W	31-50	Dallas	65,276
11/10	W	24-19	at Chicago	62,491
11/17	L	27-37	at Pittsburgh	57,905
11/24	W	21-24	Tampa Bay	62,038
11/28	W	40-10	Green Bay	69,934
12/6	L	23-34	at Philadelphia	68,144
12/16	L	18-16	Baltimore	64,742
12/22	L	20-23 (ot)	New York Giants	63,986
12/29	L	13-14	at Minnesota	64,134

Usual Starters

Offense

QB Burleson (7); Richardson (7); Edwards (1)

WR Reiff

TE Sims

OC Faldut

OT Weddle (8); Hilliard (5); Fox (3)

TE Pettigrew

WR/TE Burleson (1); Broyles (2); Durham (4); Edwards (1); Fauria (2); Ross (1); Scheffler (1)

WR Johnson (14); Broyles (1); Ogletree (1)

RB Stafford

RB Bush; Bell (4)

Defense

LB Ansh (12); Taylor (2); Young (1); Jones (1)

DT Reiff

DE Sims

DE Faldut

DE Young (14); Jones (2)

LB Levay

LB Mathis (8); Slay (4); Bentley; Green; Mathis (1)

LB Houston (12); Houston (3); Green (1)

LB Delmas

QB Quinn

Team Stats

Total First Downs	Det	Opp
350	290	290
Rushing	106	106
Passing	226	197
Penalty	25	31
3rd Down: Made/Att	64/221	64/211
3rd Down Pct.	45.0	30.3
4th Down: Made/Att	5/24	9/42
4th Down Pct.	20.8	21.4
Possession Avg.	32:07	27:53
Total Net Yards	6274	5546
Avg. Per Game	392.1	346.6
Total Plays	1102	982
Avg. Per Play	5.7	5.6
Net Yards Rushing	1792	1596
Avg. Per Game	112	99.8
Total Rushes	445	377
Net Yards Passing	3950	3950
Avg. Per Game	246.9	246.9
Sacked/Yards Lost	23/168	52/219
Gross Yards	4650	4199
Att/Completions	634/371	572/338
Completion Pct.	58.5	59.1
Head Intercepted	19	15
Punts/Average	73/46.6	84/44.4
Net Punting Avg.	39.9	38.8
Penalties/Yards	110/925	87/681
Fumbles/Ball Lost	28/15	19/7
Touchdowns	48	38
Rushing	15	24
Passing	29	14
Returns	4	4

Score By Periods

Team	Q1	Q2	Q3	Q4	OT	Pts
Team	49	136	60	132	3	392
Opponents	61	120	90	132	3	392

Scoring

Player	TD	Ru	Rec	PAT	FG	2pt	S	Pts
Akers	0	0	0	4/4	19/24	0	0	99
Johnson	12	0	12	0	0	0	0	72
Bell	6	0	0	0	0	0	0	42
Fauria	6	0	0	0	0	0	0	42
Bush	7	4	3	0	0	0	0	42
Ross	3	3	2	0	0	0	0	18
Durham	2	2	2	0	0	0	0	12
Pettigrew	2	2	2	0	0	0	0	12
Stafford	2	2	2	0	0	0	0	12
Fairley	1	1	1	0	0	0	0	6
Riddick	1	1	1	0	0	0	0	6
Ogletree	1	1	1	0	0	0	0	6
Burleson	1	1	1	0	0	0	0	6
Levy	0	0	0	0	0	0	2	0
Slay	0	0	0	0	0	0	2	0
Team	48	15	24	4/4	19/24	2	0	395
Opponents	38	20	29	2/3	19/41	4	0	37

2-Pt Conv: Bell, Fauria TM 2-5; OPP 4-9

Rushing/Passing

Player	Att	Yds	Avg	Lg	TD
Bush	223	1006	4.5	39	6
Bell	166	650	3.9	24	4
Stafford	93	363	3.9	40	4
Ross	40	210	5.3	24	0
Riddick	25	218	8.7	24	0
Lehighoure	15	1.5	0.1	0	0
Martin	15	1.0	0.1	0	0
Hill	5	1.0	0.2	0	0
Burleson	16	-16	-1.0	0	0
Team	445	1792	4.0	39	15
Opponents	377	1596	4.2	78t	10

Receiving

Player	Rec	Yds	Avg	Lg	TD
Johnson	84	1052	12.5	77t	12
Bush	94	506	5.4	39	6

Interceptions

Player	Int	Yds	Avg	Lg	TD
Levy	16	127	7.9	42	0
Quinn	5	19.0	3.8	4	0
Delmas	4	14.7	3.7	4	0
Houston	0	0	0	0	0
Julloch	0	0	0	0	0
Team	15	111	7.4	66t	0
Opponents	18	264	14.7	74	3

Punting

Player	Pnt	Yds	Avg	Net	TB	In	Lg	B
Martin	72	3399	47.2	40.4	10	22	72	1
Team	72	3399	47.2	40.4	10	22	72	1
Opp	64	3753	58.6	38.8	4	25	70	0

Punt Returns

Player	PR	Yds	Avg	Lg	TD
Spurluck	15	105	7.0	66	0
Ross	2	15	7.5	15	0
Broyles	1	43	43.0	43	0
Team	38	392	10.3	58t	0
Opponents	32	18	0.6	7	0

Kickoff Returns

Player	KR	Yds	Avg	Lg	TD
Ross	15	684	45.6	38	0
Spurluck	15	338	22.5	36	0
Dickerson	18	18.0	1.0	18	0
Riddick	1	12.0	12.0	12	0
Gandy	1	5.0	5.0	5	0
Bell	12	4.0	0.3	4	0
Team	34	816	24.0	58t	0
Opponents	35	924	26.4	56	0

Field Goals

Player	FG	Yds	Avg	Lg	TD
Akers	19	105	5.5	36	0
Team	17	97.5	5.7	47	0
Opponents	0	0	0	0	0

Defense

Player	TD	ST	AT	Sk	SkY	Int	IntY	PD	FF	FR	Saf
Julloch	135	99	42	3.5	19	0	0	0	0	0	0
Levy	118	85	42	0	0	0	0	0	0	0	0
Delmas	94	85	42	0	0	0	0	0	0	0	0
Quinn	69	36	33	1.8	18	1	49	15	0	0	0
Suh	69	36	33	1.5	15	0	57	15	0	0	0
Mathis	47	44	44	0	0	0	0	0	0	0	0
Young	44	29	29	0	0	0	0	0	0	0	0
Houston	44	33	33	0	0	0	34	5	0	0	0
Fairley	27	27	27	0	0	0	0	0	0	0	0
Ansh	19	19	19	0	0	0	0	0	0	0	0
Slay	12	12	12	0	0	0	0	0	0	0	0
Bentley	8	8	8	0	0	0	0	0	0	0	0
Palmer	7	7	7	0	0	0	0	0	0	0	0
Laray	7	7	7	0	0	0	0	0	0	0	0
Mosley	5	5	5	0	0	0	0	0	0	0	0
Taylor	5	5	5	0	0	0	0	0	0	0	0
Gdonie	4	4	4	0	0	0	0	0	0	0	0
Green	4	4	4	0	0	0	0	0	0	0	0
Greenwood	3	3	3	0	0	0	0	0	0	0	0
McIntosh	3	3	3	0	0	0	0	0	0	0	0
Somes	3	3	3	0	0	0	0	0	0	0	0
Fuellen	3	3	3	0	0	0	0	0	0	0	0
Jones	3	3	3	0	0	0	0	0	0	0	0
Bannan	3	3	3	0	0	0	0	0	0	0	0
Totals	801	587	214	33	249	15	211	88	18	17	0
Opponent	947	648	298	39	249	16	364	98	18	15	0

NFL Standings

Conference	W	L	T	Pct	PF	PA	AFC East	W	L	T	Pct	PF	PA
NFC North	7	9	0	.438	417	428	New England	12	4	0	.750	404	336
Green Bay	10	6	0	.625	359	376	New York Jets	6	10	0	.375	340	357
Chicago	10	6	0	.625	365	376	Buffalo	6	10	0	.375	339	368
Minnesota	5	10	1	.344	391	478	AFC North						
NFC East							Cincinnati	11	11	0	.500	400	305
Philadelphia	10	6	0	.625	442	365	Pittsburgh	6	10	0	.375	378	370
Dallas	9	7	0	.562	359	435	Baltimore	12	4	0	.750	329	352
New York Giants	10	6	0	.625	394	478	Washington	10	6	0	.625	308	406
NFC South							AFC South						
Carolina	12	4	0	.750	366	241	Indianapolis	11	5	0	.688	381	336
New Orleans	11	5	0	.688	414	304	Tennessee	6	10	0	.375	362	361
Atlanta	4	12	0	.250	353	443	Jacksonville	2	12	0	.143	297	449
Tampa Bay	4	12	0	.250	288	389	Houston	10	6	0	.625	276	428
NFC West							AFC West						
Seattle	13	3	0	.813	417	231	Denver	13	3	0	.813	606	399
San Francisco	12	4	0	.750	406	272	Kansas City</						

Won 11, Lost 5, 2nd NFC North

Date	W-L	Score
8/14	W	35-14
8/17	W	20-17
8/21	W	19-7
8/26	W	24-17
10/6	W	14-17
10/13	W	17-3
10/15	W	23-5
10/26	W	23-5
11/9	W	20-16
11/16	L	6-14
11/23	W	34-17
12/7	W	34-17
12/14	W	16-14
12/21	W	20-10
12/28	L	20-30

Opponent	Attendance
NEW YORK GIANTS	69,500
at Carolina Panthers	73,300
GREEN BAY PACKERS	62,408
at New York Jets	75,100
BUFFALO BILLS	62,775
at Minnesota Vikings	66,217
NEW ORLEANS SAINTS	62,217
at ATLANTA FALCONS	83,532
MIAMI DOLPHINS	63,179
at Arizona Cardinals	49,877
at New England Patriots	69,756
ATLANTA BEARS	67,171
TAMPA BAY BUCCANERS	67,488
MINNESOTA VIKINGS	67,490
at Chicago Packers	67,420
at Green Bay Packers	78,406

Usual Starters

Offense	Defense
WR Tate	LB Ansh
TE Bell (15), Lucas (1)	DT Farley (8); Mosley (8)
LB Sims	LB Suh
C Kalaia (15); Swanson (1)	DE Jones
RG Warford (13); Swanson (3)	OLB Whitehead (2); Palmer (5); Vaughn (1)
RT Waddle (10); Reynolds (4); Lucas (2)	MLB Lulloch (3); Whitehead (3)
TE Pettigrew (9); Elson (3)	OLB Levy (16)
WR/TE Ross (5); Ebron (1); Swanson (1)	DE Mathis
WR Johnson (13); Ross (2); Fuller (1)	QB Quinn
QB Stafford	RB Abdul-Qudus (3); Thegibbo (13)
RB Bush (8); Bell (6); Riddick (1)	CB Vaughn (4); Abdul-Qudus (1); Carey (1)
FB Collins (2); Ross (1)	

Team Stats

Total First Downs	350
Rushing	72
Passing	270
Penalty	20
3rd Down: Made/Att	86/223
3rd Down Pct.	38.6%
4th Down: Made/Att	10/20
4th Down Pct.	50.0%
Possession Avg.	30:41
Total Net Yards	6452
Avg. Per Game	340.8
Total Plays	1045
Avg. Per Play	6.2
Net Yards Rushing	1422
Avg. Per Game	88.9
Total Rushes	356
Net Yards Passing	4030
Avg. Per Game	221
Sacked/Yards Lost	62/24
Gross Yards	4284
Attempts/Completions	604/365
Completion Pct.	60.4%
Head Intercepted	12
Punts/Average	69/46.1
Net Punting Avg.	40.0
Penalties/Yards	119/989
Fumbles/Ball Lost	2/8
Touchdowns	35
Rushing Returns	133
Passing Returns	2

Score By Periods

Team	Q1	Q2	Q3	Q4	OT	Pts
Team	7	9	5	4	0	321
Opponents	7	6	5	4	0	262

2-Pt Conv: Fauria 1-3; OPP 2-2

FUM/Lost: Stafford 8/3; Bell 5/1; Ross 4/2; Fuller 1/1; Thegibbo 1/1; Tate 1/0

Rushing	Att	Yds	Avg	Lg	TD
R. Bell	23	60	2.6	7	1
R. Bush	16	53	3.3	16	1
M. Stafford	43	53	1.2	9	0
C. Wynn	4	73	18.3	16	0
T. Riddick	20	51	2.6	9	0
G. Tate	3	16	5.3	13	0
J. Collins	4	14	3.5	7	0
J. Ross	1	16	16.0	16	0
Team	398	1422	3.6	57	11
Opponents	350	1109	3.2	35t	8

Receiving	Rec	Yds	Avg	Lg	TD
G. Tate	39	1331	34.1	74	4
C. Johnson	71	1077	15.2	67	8
R. Bush	40	253	6.3	28	0
J. Bell	34	322	9.5	28	1

Team	Att	Cmp	Yds	Cmp%	Avg	TD	Int	Int%	Lg	Sk/Y	Rtg
Team	604	365	4284	60.4	7.1	12	10	1.4	74	49/255	89.8
Opponents	592	383	4001	64.7	6.8	23	12	1.8	50	42/255	83.0

Passing	Att	Cmp	Yds	Cmp%	Avg	TD	Int	Int%	Lg	Sk/Y	Rtg
M. Stafford	427	257	619	60.2	14.5	12	10	0.7	24	0/0	118.3
S. Martin	21	12	111	57.1	10.1	0	0	0.0	24	0/0	87.1
Team	604	365	4284	60.4	7.1	12	10	1.4	74	49/255	89.8
Opponents	592	383	4001	64.7	6.8	23	12	1.8	50	42/255	83.0

Interceptions	Int	Yds	Avg	Lg	TD
G. Quinn	11	167	15.2	56	0
J. Thegibbo	6	66	11.0	46	0
C. Vaughn	2	20	10.0	10	0
D. Bell	1	46	46.0	40	0
T. Whitehead	1	11	11.0	11	0
R. Mathis	1	41	41.0	41	0
J. Bynes	1	17	17.0	17	0
D. Levy	1	13	13.0	13	0
Team	20	388	19.4	70	0
Opponents	12	98	8.3	46	0

Punting	Pnt	Yds	Net	TD	In	Out	B
S. Martin	13	318	46.1	0	1	12	1
Vaughn	82	3583	43.7	4	22	66	8
Opponents	82	3583	43.7	4	22	66	8

Punt Returns	PR	FC	Yds	Avg	Lg	TD
J. Ross	37	29	291	7.9	28	0
Team	37	29	291	7.9	28	0
Opponents	21	31	170	10.4	55t	1

Kickoff Returns	KR	Yds	Avg	Lg	TD
J. Ross	23	394	17.1	26	0
G. Wynn	2	28	14.0	16	0
Team	25	422	16.9	26	0
Opponents	25	544	21.8	81	0

Field Goals	FG	Yds	Avg	Lg	TD
M. Prater	0	0	0.0	0	0
N. Freese	1	38	38.0	38	0
A. Henry	0	0	0.0	0	0
Team	0	0	0.0	0	0
Opponents	1-19	20-29	30-39	40-49	50+

Prater (53ML, 28, 27, 49WR, 49WR, 30, 41WL, 46, 40)
 Henry (51, 52 WR, 44R, 47S, 50WL)
 Prater (50WL, 52, 44L, 21, 22, 20, 48, 26, 42B, 50, 50, 28, 48, 20, 53WL, 49, 46, 40, 46, 23, 29, 30, 33, 39, 37B, 30)
 Opponents (29, 53, 38; (27; 74; 50LU, 26, 58; 140; (27, 48, 36; (23, 50, 20; (35; 43; (35; (64) (33WR, 26B, 68S); (52B)

Defense	TT	ST	AT	SK	SKY	Int	IntY	PD	FF	FR	Saf
Levy, DeAndre	151	117	117	0	0	0	0	0	0	0	0
Whitehead, Tahir	77	77	77	0	0	0	0	0	0	0	0
Quinn, Glover	73	73	73	0	0	0	0	0	0	0	0
Thegibbo, James	67	67	67	0	0	0	0	0	0	0	0
Slay, Jarvis	62	62	62	0	0	0	0	0	0	0	0
Suh, Ndamukong	44	44	44	0	0	0	0	0	0	0	0
Mathis, Rashean	42	42	42	0	0	0	0	0	0	0	0
Ansh, Ezekiel	39	39	39	0	0	0	0	0	0	0	0
Abdul-Qudus, Isa	33	33	33	0	0	0	0	0	0	0	0
Johnson, George	27	27	27	0	0	0	0	0	0	0	0
Mosley, C.J.	27	27	27	0	0	0	0	0	0	0	0
Jones, Jason	27	27	27	0	0	0	0	0	0	0	0
Lulloch, Stephen	22	22	22	0	0	0	0	0	0	0	0
Bynes, Josh	19	19	19	0	0	0	0	0	0	0	0
Vaughn, Cassius	17	17	17	0	0	0	0	0	0	0	0
Jaop, Darryl	17	17	17	0	0	0	0	0	0	0	0
Taylor, Devin	16	16	16	0	0	0	0	0	0	0	0
Fairley, Nick	16	16	16	0	0	0	0	0	0	0	0
Palmer, Ashlee	13	13	13	0	0	0	0	0	0	0	0
Fulden, Andre	10	10	10	0	0	0	0	0	0	0	0
Carey, Don	9	9	9	0	0	0	0	0	0	0	0
Gorrer, Danny	9	9	9	0	0	0	0	0	0	0	0
Van Noy, Kyle	9	9	9	0	0	0	0	0	0	0	0
Sessay, Mohammed	9	9	9	0	0	0	0	0	0	0	0
Lougion, Jerome	9	9	9	0	0	0	0	0	0	0	0
Heid, Caruan	9	9	9	0	0	0	0	0	0	0	0
Lawson, Nevin	9	9	9	0	0	0	0	0	0	0	0
Totals	835	641	194	42	295	20	388	76	11	6	1
Opponents	880	635	245	45	294	12	99	82	12	1	1

NFL Standings	W	L	T	Pct	PF	PA	AFC East	W	L	T	Pct	PF	PA
NFC North	10	6	0	.625	396	348	New England	12	4	0	.750	458	313
Green Bay	11	5	0	.688	351	295	New England	12	4	0	.750	458	313
Chicago	11	5	0	.688	351	295	Buffalo	10	6	0	.625	368	293
Minnesota	11	5	0	.688	351	295	Minnesota	10	6	0	.625	368	293
Denver	5	11	0	.313	319	442	Washington	10	6	0	.625	368	293
Seattle	5	11	0	.313	319	442	New York Jets	10	6	0	.625	368	293
San Francisco	5	11	0	.313	319	442	AFC North	11	5	0	.688	458	369
Arizona	5	11	0	.313	319	442	Pittsburgh	11	5	0	.688	458	369
Atlanta	5	11	0	.313	319	442	Cincinnati	11	5	0	.688	458	369
Carolina	5	11	0	.313	319	442	Baltimore	11	5	0	.688	458	369
New Orleans	5	11	0	.313	319	442	Cleveland	11	5	0	.688	458	369
Indianapolis	5	11	0	.313	319	442	AFC South	11	5	0	.688	458	369
San Diego	5	11	0	.313	319	442	Indianapolis	11	5	0	.688	458	369
Philadelphia	5	11	0	.313	319	442	Houston	10	6	0	.625	368	293
New York Giants	5	11	0	.313	319	442	Jacksonville	10	6	0	.625	368	293
Washington	5	11	0	.313	319	442	Tennessee	10	6	0	.625	368	293
NFC East	10	6	0	.625	396	348	AFC West	10	6	0	.625	368	293
Dallas	10	6	0	.625	396	348	Denver	10	6	0	.625	368	293
Philadelphia	10	6	0	.625	396	348	San Diego	10	6	0	.625	368	293
New York Giants	10	6	0	.625	396	348	Kansas City	10	6	0	.625	368	293
Washington	10	6	0	.625	396	348	Oakland	10	6	0	.625	368	293
NFC South	10	6	0	.625	396	348	AFC West	10	6	0	.625	368	293
Carolina	10	6	0	.625	396	348	Denver	10	6	0	.625	368	293
New Orleans	10	6	0	.625	396	348	San Diego	10	6	0	.625	368	293
Atlanta	10	6	0	.625	396	348	Kansas City	10	6	0	.625	368	293
Tampa Bay	10	6	0	.625	396	348	Oakland	10	6	0	.625	368	293
NFC West	10	6	0	.625	396	348	AFC West	10	6	0	.625	368	293
Seattle	10	6	0	.625	396	348	Denver	10	6	0	.625	368	293
Arizona	10	6	0	.625	396	348	San Diego	10	6	0			

2015

Won 7, Lost 9, 3rd NFC North

Date	W/L	Score
8/24	L	28-33
9/7	L	15-26
9/14	L	10-19
10/1	L	17-42
10/18	W	51-23 (ot)
11/25	L	19-45
11/15	L	18-16
11/22	L	18-13
11/26	W	49-19
12/7	L	14-21
12/13	L	35-27
12/21	W	32-17
12/27	W	24-20

Usual Starters

Offense	Date	Opponent
WR	Belton	at San Diego Chargers
TE	Tomlinson (14), Ramirez (2)	at Minnesota Vikings
C	Swanson (14), Ramirez (2)	Denver Broncos
RG	Warford (13), Ramirez (3)	at Seattle Seahawks
RT	Ola (7), Waddle (6), Lucas (3)	Arizona Cardinals
FB	Floron (7), Patterson (3), Wright (1)	Chicago Bears
WR/TE	Moore (8), Ebron (2)	Minnesota Vikings
WR	Johnson	at Kansas City Chiefs
QB	Stafford	at Green Bay Packers
RB	Abdullah (1), Bell (5), Riddick (1), Zenner (1)	Oakland Raiders
FB	Abdullah (1), Bell (5), Riddick (1), Zenner (1)	Green Bay Packers
FB	Burton (7)	at St. Louis Rams
		at New Orleans Saints
		San Francisco 49ers
		at Chicago Bears

Team Stats

Total First Downs	Det	Opp
Rushing	350	250
Passing	71	96
Penalty	236	191
3rd Down: Made/Att	75/203	82/200
3rd Down Pct.	36.9%	41.0%
4th Down: Made/Att	7/14	5/8
4th Down Pct.	50.0%	62.5%
Possession Avg.	31:07	28:52
Total Net Yards	5547	5594
Avg. Per Game	346.7	349.6
Total Plays	1030	999
Avg. Per Play	5.4	3.5
Net Yards Rushing	1335	1805
Avg. Per Game	83.4	112.8
Total Rushes	354	429
Net Yards Passing	4212	3789
Avg. Per Game	263.3	236.8
Sacked/Yards Lost	44/251	42/276
Gross Yards	4463	4065
Attempts/Completions	632/420	529/360
Completion Pct.	66.5%	68.2%
Head Intercepted	11	10
Punts/Average	80/46.0	72/44.3
Net Punting Avg.	42.0	41.2
Penalties/Yards	104/930	96/785
Fumbles/Ball Lost	7/2	24/9
Touchdowns	42	37
Rushing Returns	7	2
Passing Returns	33	27

Score By Periods

Team	Q1	Q2	Q3	Q4	OT	Pts
Team	35	117	67	135	0	358
Opponents	36	132	87	135	0	400

Scoring

Player	TD	Ru	Rec	Ret	PAT	FG	2pt	S	Pts
M.Prater	0	0	0	0	36	24	0	0	96
C.Johnson	0	0	0	0	0	0	0	0	0
G.Gate	0	0	0	0	0	0	0	0	0
E.Ebron	0	0	0	0	0	0	0	0	0
L.Moore	0	0	0	0	0	0	0	0	0
T.Riddick	0	0	0	0	0	0	0	0	0
A.Abdullah	0	0	0	0	0	0	0	0	0
T.Wright	0	0	0	0	0	0	0	0	0
M.Stafford	0	0	0	0	0	0	0	0	0
B.Pettigrew	0	0	0	0	0	0	0	0	0
G.Heid	0	0	0	0	0	0	0	0	0
J.Jones	0	0	0	0	0	0	0	0	0
M.Burton	0	0	0	0	0	0	0	0	0
G.Willm	0	0	0	0	0	0	0	0	0
J.Lioness	0	0	0	0	0	0	0	0	0
Team	42	39	36	39	36	24	1	0	358
Opponents	47	18	27	41	44	29	0	0	400

2-Pt Conv: TM 0-3; OPP 1-3

FUM/Lost: Stafford 4/2, Abdullah 5/2, Moore 1/1, Johnson 1/1, Tate 1/1, Fuller 1/1 Riddick 1/1, Jones 2/1

Player	Att	Yds	Avg	Lg	TD
A.Abdullah	193	567	2.9	36	6
J.Bell	91	315	3.5	35	2
M.Stafford	414	1663	4.0	36	6
T.Riddick	144	366	2.6	20	0
Z.Zenner	17	60	3.5	15	0
G.Gate	6	41	6.8	13	0
L.Abdul-Quddus	2	34	17.0	20	0
M.Burton	4	13	3.3	7	0
G.Willm	2	3	1.5	3	0
J.Lioness	3	3	1.0	3	0
Team	354	1335	3.8	36	7
Opponents	429	1805	4.2	38	10
Receiving					
G.Gate	40	214	5.4	18	1
C.Johnson	88	697	7.9	18	0
T.Riddick	47	537	11.4	14	0
E.Ebron	29	337	11.6	11.6	0
L.Moore	4	11.6	2.9	4	0

Attendance

Opponent	Attendance
at San Diego Chargers	65,053
at Minnesota Vikings	62,314
Denver Broncos	62,920
at Seattle Seahawks	69,105
Arizona Cardinals	60,816
Chicago Bears	71,546
Minnesota Vikings	61,261
at Kansas City Chiefs	83,624
at Green Bay Packers	78,526
Oakland Raiders	60,202
Green Bay Packers	69,445
at St. Louis Rams	65,017
at New Orleans Saints	75,017
San Francisco 49ers	61,313
at Chicago Bears	61,177

Defense

Player	Opponent
LB	Jones (15), Tapp (1)
DT	Head (12), Walker (4)
DE	Ngata (4), Wright (1), Fluellen (1)
RE	Ansh
OLB	Whitehead (5), Lewis (2)
MLB	Lulloch
OLB	Whitehead (4), Bynes (3), Lewis (1), Levy (1)
LB	Lawson (3), Mathis (1)
CB	Slay
CB	Quin
SS	Whitehead (8), Abdul-Quddus (8)
CB	Wilson (4), Uiggs (4)

Defense

Player	Opponent
LB	Jones (15), Tapp (1)
DT	Head (12), Walker (4)
DE	Ngata (4), Wright (1), Fluellen (1)
RE	Ansh
OLB	Whitehead (5), Lewis (2)
MLB	Lulloch
OLB	Whitehead (4), Bynes (3), Lewis (1), Levy (1)
LB	Lawson (3), Mathis (1)
CB	Slay
CB	Quin
SS	Whitehead (8), Abdul-Quddus (8)
CB	Wilson (4), Uiggs (4)

Defense

Player	Opponent
LB	Jones (15), Tapp (1)
DT	Head (12), Walker (4)
DE	Ngata (4), Wright (1), Fluellen (1)
RE	Ansh
OLB	Whitehead (5), Lewis (2)
MLB	Lulloch
OLB	Whitehead (4), Bynes (3), Lewis (1), Levy (1)
LB	Lawson (3), Mathis (1)
CB	Slay
CB	Quin
SS	Whitehead (8), Abdul-Quddus (8)
CB	Wilson (4), Uiggs (4)

Defense

Player	Opponent
LB	Jones (15), Tapp (1)
DT	Head (12), Walker (4)
DE	Ngata (4), Wright (1), Fluellen (1)
RE	Ansh
OLB	Whitehead (5), Lewis (2)
MLB	Lulloch
OLB	Whitehead (4), Bynes (3), Lewis (1), Levy (1)
LB	Lawson (3), Mathis (1)
CB	Slay
CB	Quin
SS	Whitehead (8), Abdul-Quddus (8)
CB	Wilson (4), Uiggs (4)

Player	Att	Comp	Yds	Comp%	Avg	TD	Int	70%	Int%	Lg	Sk/Y	Rtg
A.Abdullah	25	183	7.3	36	1	1	1	1	1	1	1	1
J.Bell	25	288	13.0	36	1	1	1	1	1	1	1	1
J.Jones	10	132	13.2	36	1	1	1	1	1	1	1	1
B.Wright	9	67	7.4	36	1	1	1	1	1	1	1	1
M.Pettigrew	9	39	4.3	36	1	1	1	1	1	1	1	1
M.Burton	2	16	8.0	36	1	1	1	1	1	1	1	1
C.Fuller	2	11	5.5	36	1	1	1	1	1	1	1	1
Z.Zenner	2	11	5.5	36	1	1	1	1	1	1	1	1
M.Stafford	420	4463	10.6	36	1	1	1	1	1	1	1	39
Team	360	4065	11.3	36	1	1	1	1	1	1	1	27

Passing

Player	Att	Comp	Yds	Comp%	Avg	TD	Int	70%	Int%	Lg	Sk/Y	Rtg
M.Stafford	592	398	4592	67.2%	7.8	27	13	2.9	5.6%	49	0/0	97.0
J.Urtovsky	632	420	4463	66.5%	7.1	39	24	3.8	5.2%	44	(25)	95.0
Team	528	360	4065	68.2%	7.7	27	17	3.1	5.1%	41	42/276	100.9

Interceptions

Player	Int	Yds	Avg	TD
G.Dunn	1	0	0.0	0
D.Slay	1	0	0.0	0
T.Whitehead	1	26	26.0	0
R.Mathis	1	0	0.0	0
J.Thegido	1	0	0.0	0
Team	9	103	11.4	0
Opponents	14	209	14.9	1

Punting

Player	Pnt	Yds	Avg	Net	TB	In	Lg	B
G.Wright	90	3579	40.0	41.2	1	32	56	8
Opponents	72	3158	44.3	41.2	1	32	70	0

Punt Returns

Player	PR	FC	Yds	Avg	Lg	TD
G.Gate	20	14	148	7.5	28	0
J.Lioness	1	0	59	59.0	59	0
L.Moore	2	0	0	0.0	0	0
C.Fuller	0	0	0	0.0	0	0
Team	30	22	209	7.0	28	0
Opponents	43	20	263	6.1	39	0

Kickoff Returns

Player	KR	Yds	Avg	Lg	TD
A.Abdullah	37	1077	29.1	44	0
J.Lioness	5	106	21.2	34	0
G.Gate	1	106	106.0	106	0
J.Bell	4	124	31.0	14	0
Team	44	1214	27.6	44	0
Opponents	32	824	25.4	50	0

Field Goals

Player	FG	Yds	Avg	TD
M.Prater	1	19	19.0	0
Team	0	0	0.0	0
Opponents	3	33	11.0	0

Opponents

Player	Opponent
LB	Jones (15), Tapp (1)
DT	Head (12), Walker (4)
DE	Ngata (4), Wright (1), Fluellen (1)
RE	Ansh
OLB	Whitehead (5), Lewis (2)
MLB	Lulloch
OLB	Whitehead (4), Bynes (3), Lewis (1), Levy (1)
LB	Lawson (3), Mathis (1)
CB	Slay
CB	Quin
SS	Whitehead (8), Abdul-Quddus (8)
CB	Wilson (4), Uiggs (4)

Opponents

Player	Opponent
LB	Jones (15), Tapp (1)
DT	Head (12), Walker (4)
DE	Ngata (4), Wright (1), Fluellen (1)
RE	Ansh
OLB	Whitehead (5), Lewis (2)
MLB	Lulloch
OLB	Whitehead (4), Bynes (3), Lewis (1), Levy (1)
LB	Lawson (3), Mathis (1)
CB	Slay
CB	Quin
SS	Whitehead (8), Abdul-Quddus (8)
CB	Wilson (4), Uiggs (4)

Opponents

Player	Opponent
LB	Jones (15), Tapp (1)
DT	Head (12), Walker (4)
DE	Ngata (4), Wright (1), Fluellen (1)
RE	Ansh
OLB	Whitehead (5), Lewis (2)
MLB	Lulloch
OLB	Whitehead (4), Bynes (3), Lewis (1), Levy (1)
LB	Lawson (3), Mathis (1)
CB	Slay
CB	Quin
SS	Whitehead (8), Abdul-Quddus (8)
CB	Wilson (4), Uiggs (4)

Opponents

Player	Opponent
LB	Jones (15), Tapp (1)
DT	Head (12), Walker (4)
DE	Ngata (4), Wright (1), Fluellen (1)
RE	Ansh
OLB	Whitehead (5), Lewis (2)
MLB	Lulloch
OLB	Whitehead (4), Bynes (3), Lewis (1), Levy (1)
LB	Lawson (3), Mathis (1)
CB	Slay
CB	Quin
SS	Whitehead (8), Abdul-Quddus (8)
CB	Wilson (4), Uiggs (4)

Opponents

Player	Opponent
LB	Jones (15), Tapp (1)
DT	Head (12), Walker (4)
DE	Ngata (4), Wright (1), Fluellen (1)
RE	Ansh
OLB	Whitehead (5), Lewis (2)
MLB	Lulloch
OLB	Whitehead (4), Bynes (3), Lewis (1), Levy (1)
LB	Lawson (3), Mathis (1)

2016

Won 9, Lost 7, 2nd NFC North

Date	W-L	Score
8/14	W	31-16
8/21	L	27-34
8/28	L	14-17
9/04	W	24-23
9/11	W	31-14
9/18	W	23-20
9/25	L	13-20
10/02	W	26-16
10/09	W	26-16
10/16	W	27-14
10/23	W	20-17
10/30	L	13-26
11/06	W	26-16
11/13	W	26-16
11/20	W	26-16
11/27	W	26-16
12/04	W	26-16
12/11	W	26-16
12/18	L	24-31
12/25	L	24-31

Opponent	Attendance
at Indianapolis Colts	68,288
Tennessee Titans	68,288
at Green Bay Packers	78,411
at Chicago Bears	60,201
Philadelphia Eagles	58,077
Los Angeles Rams	59,018
Washington Redskins	59,463
at Houston Texans	1,882
at Minnesota Vikings	66,807
Jacksonville Jaguars	61,466
Minnesota Vikings	63,733
at New Orleans Saints	78,877
Chicago Bears	61,726
at New York Giants	79,024
at Dallas Cowboys	92,865
Green Bay Packers	66,346

Usual Starters

Offense	Defense
WR Tate	LT Taylor
TE Decker	DT DT
QB Tomlinson (9); Glasgow (7)	DE Walker (8); Robinson (9)
LG Swanson (12); Glasgow (4)	DE Anshah (3); Hyder (2); Berry (1)
RC Warford (15); Tomlinson (11)	OLB Whitehead (15); Williams (1)
RT Reiff (4); Robinson (2)	MLB Lawson (6)
TE Ebron (13); Hatcher (2)	OLB Slay (1); Bademosi (3)
WR/TE Jones Jr. (15); Roberts (1); Robinson (1)	QB Quinn
WR Rudin	QB Wilson (14); Bush (1)
QB Stafford	CB Diggins (4); Bush (3); Jackson (2); Barnes (1)
RB Riddick (8); Zenner (4); Abdullah (2); Washington (2)	

Team Stats

Stat	Det	Opp
Total First Downs	329	333
Rushing	217	99
Passing	206	206
Penalty	6	28
3rd Down: Made/Att	83/195	90/198
3rd Down Pct.	42.6%	45.5%
4th Down: Made/Att	7/10	3/8
4th Down Pct.	70.0%	37.5%
Possession Avg.	29:24	31:08
Total Net Yards	5421	5676
Avg. Per Game	338.8	354.8
Total Plays	961	964
Avg. Per Play	3.6	3.7
Net Yards Rushing	1310	1701
Avg. Per Game	81.9	108.3
Total Rushes	350	389
Net Yards Passing	4111	3975
Avg. Per Game	259.3	245.6
Sacked/Yards Lost	31/216	26/161
Gross Yards	4327	4136
Attempts/Completions	594/388	549/398
Completion Pct.	65.3%	72.7%
Head Intercepted	10	61/44.0
Punts/Average	62/48.5	57/44.0
Net Punting Avg.	44.2	38.3
Penalties/Yards	100/861	122/979
Fumbles/Ball Lost	8/5	15/4
Touchdowns	36	42
Rushing Returns	5	33
Passing Returns	24	33

Score By Periods

Team	Q1	Q2	Q3	Q4	OT	Pts
Team	60	117	85	112	0	376
Opponents	62	98	86	112	0	368

Scoring

Player	TD	Ru	Rec	Ret	PAT	FF	2pt	S	Pts
M.Prater	0	0	0	0	31/36	0	0	0	108
A.Bodin	0	0	0	0	0	0	0	0	0
L.Riddick	0	0	0	0	0	0	0	0	0
G.Tate	0	0	0	0	0	0	0	0	0
M.Jones	4	4	0	0	0	0	0	0	24
Zenner	0	0	0	0	0	0	0	0	0
A.Roberts	0	0	0	0	0	0	0	0	0
M.Stafford	0	0	0	0	0	0	0	0	0
E.Ebron	0	0	0	0	0	0	0	0	0
R.Bush	0	0	0	0	0	0	0	0	0
A.Abdullah	0	0	0	0	0	0	0	0	0
D.Washington	0	0	0	0	0	0	0	0	0
T.Taylor	0	0	0	0	0	0	0	0	0
Team	36	88	24	3	37/33	37/36	2	0	346
Opponents	42	88	33	1	36/39	22/26	2	0	358

2-Pt Conv: TM 1-2; OPP 2-3

FUM/Lost: Stafford 3/2; Roberts 2/1, Tate 2/1, Zenner 1/1

Rushing

Player	Att	Yds	Avg	Lg	TD
L.Riddick	92	157	1.7	20	4
Zenner	88	134	1.5	20	4
D.Washington	90	265	2.9	26	0
M.Stafford	107	207	1.9	26	0
A.Abdullah	137	101	0.7	26	0
J.Forsett	10	48	4.8	26	0
G.Tate	1	0	0.0	0	0
M.Jones	1	3	3.0	3	1
E.Ebron	1	1	1.0	1	1
Team	360	1310	3.7	27	8
Opponents	388	1701	4.4	67	8

Receiving

Player	Rec	Yds	Avg	Lg	TD
G.Tate	97	1077	11.0	67	5
A.Bodin	61	584	9.6	57	5
E.Ebron	61	711	11.7	57	5
M.Jones	55	930	16.9	70	5
L.Riddick	55	371	6.7	33	4
Zenner	18	196	10.9	33	5

Player	Att	Yds	Avg	Lg	TD
A.Roberts	14	188	13.4	44	1
D.Washington	10	100	10.0	10	0
A.Abdullah	9	95	10.6	11	0
C.Hardor	9	93	10.3	9	0
C.Wick	9	90	10.0	9	0
J.Forsett	7	75	10.7	7	0
M.Mulligan	7	70	10.0	7	0
J.Bell	7	70	10.0	7	0
Team	388	4327	11.2	70	24
Opponents	389	4136	10.6	64	23

Category	Att	Comp	Yds	Comp%	Avg	TD	Int	Int%	Lg	Sk/Y	Pct
Passing	594	388	4327	65.3%	7.2	24	17	23.2%	70	27/16	106.5
M.Stafford	594	388	4327	65.3%	7.2	24	17	23.2%	70	27/16	106.5
Team	594	388	4327	65.3%	7.2	24	17	23.2%	70	27/16	106.5
Opponents	549	389	4136	70.9%	7.5	23	6.0%	10.4%	64	26/16	106.5

Player	Int	Yds	Avg	Lg	TD
B.Bush	1	13	13.0	13	0
D.Slay	0	11	11.0	11	0
T.Wilson	0	11	11.0	11	0
G.Quinn	0	0	0.0	0	0
M.Killebrew	0	0	0.0	0	0
J.Bademosi	0	0	0.0	0	0
Team	1	16	16.0	16	0
Opponents	10	117	11.7	44	1

Player	Pnt	Yds	Avg	Net	TB	In	Out	Blk	Ret
S.Martin	61	2010	33.0	44.2	23	23	0	0	0
Team	61	2010	33.0	44.2	23	23	0	0	0
Opponents	61	2684	44.0	38.3	5	5	0	0	0

Player	PR	FC	Yds	Avg	Lg	TD
A.Roberts	20	16	246	12.3	24	0
D.Slay	20	14	210	6.0	24	0
Team	20	14	210	6.0	24	0
Opponents	35	14	210	6.0	24	0

Player	KR	Yds	Avg	Lg	TD
A.Roberts	33	447	13.5	34	0
D.Washington	33	447	13.5	34	0
Team	33	447	13.5	34	0
Opponents	23	293	12.7	42	0

Player	Yds	TD	Yds	Avg	Lg	TD
M.Prater	119	20	29	10.4	49	50
Team	119	20	29	10.4	49	50
Opponents	0	0	0	0.0	0	0
Prater	119	20	29	10.4	49	50
Opponents	0	0	0	0.0	0	0

Defense

Player	TT	ST	SK	SKY	Int	IntY	PD	FF	FR	Saf
Whitehead, Tahir	132	99	0	0	0	0	0	0	0	0
Wilson, Ivan	87	59	0	0	0	0	0	0	0	0
Quinn, Glover	69	46	0	0	0	0	0	0	0	0
Lawson, Nevin	56	39	0	0	0	0	0	0	0	0
Bush, Rafael	17	17	0	0	0	0	0	0	0	0
Slay, Marcus	0	0	0	0	0	0	0	0	0	0
Diggs, Quandre	0	0	0	0	0	0	0	0	0	0
Bynes, Jolis	0	0	0	0	0	0	0	0	0	0
Hyder, Kerry	0	0	0	0	0	0	0	0	0	0
Anshah, Ezekiel	0	0	0	0	0	0	0	0	0	0
Robinson, A'Shawn	0	0	0	0	0	0	0	0	0	0
Taylor, Quinn	0	0	0	0	0	0	0	0	0	0
Walker, Tyrann	0	0	0	0	0	0	0	0	0	0
Van Nov, Kyle	0	0	0	0	0	0	0	0	0	0
Ngata, Haloti	0	0	0	0	0	0	0	0	0	0
Levy, DeAndre	0	0	0	0	0	0	0	0	0	0
Killebrew, Miles	0	0	0	0	0	0	0	0	0	0
Williams, Antwonine	0	0	0	0	0	0	0	0	0	0
Thornton, Khiry	0	0	0	0	0	0	0	0	0	0
Bademosi, Johnson	0	0	0	0	0	0	0	0	0	0
Zetter, Anthony	0	0	0	0	0	0	0	0	0	0
Charles, Stefan	0	0	0	0	0	0	0	0	0	0
Copeland, Brandon	0	0	0	0	0	0	0	0	0	0
Armbrister, Thurston	0	0	0	0	0	0	0	0	0	0
Jackson, Asa	0	0	0	0	0	0	0	0	0	0
Bryant, Anthony	0	0	0	0	0	0	0	0	0	0
Silberby, Wallace	0	0	0	0	0	0	0	0	0	0
Barnes, Adairius	0	0	0	0	0	0	0	0	0	0
Carey, Don	0	0	0	0	0	0	0	0	0	0
Gooden, Lavar	0	0	0	0	0	0	0	0	0	0
Butler, Crezdon	0	0	0	0	0	0	0	0	0	0
Banks, Jonathan	0	0	0	0	0	0	0	0	0	0
Totals	889	672	217	26.0	161	10	96	63	7	5
Opponents	855	638	217	36.0	216	10	117	72	5	4

NFL Standings

Team	W	L	T	Pct	PF	PA
Green Bay	10	6	0	.625	432	388
Detroit	7	9	0	.438	346	368
Minnesota	0	500	327	307	307	307
Chicago	13	0	168	279	399	399
NFC East						
Dallas	13	3	0	.813	421	306
New York Giants	11	5	0	.688	310	284
Washington	9	7	0	.563	365	383
Philadelphia	7	9	0	.438	367	331
NFC South						
Atlanta	11	5	0	.688	354	406
Tampa Bay	9	7	0	.563	354	369
New Orleans	9	7	0	.563	363	451
Carolina	6	7	0	.462	368	402
NFC West						
Seattle	10	5	1	.656	354	292
Arizona	7	8	0	.469	418	362
Los Angeles	4	12	0	.250	294	384
San Francisco	2	14	0	.125	309	460

AFC East